



工程指示 / 要求簡箋 ENGINEER INSTRUCTIONS(E.I.)

工程指示編號:	EI- 9394	修改版本:	-
	HK- 0015		
工程編號:	J 861	工程名稱:	己連拿利
收件人:	生統/技術部	發件人:	細佬
工程項目:	幕牆施工圖更新	日期:	07/01/2026

<input type="checkbox"/> 原合約工程包	<input type="checkbox"/> 原合約工程加 / 減脹 QT-	<input type="checkbox"/> 新工程報價 QT-
---------------------------------	--	------------------------------------

信件批核號碼/圖紙參考編號:	批核模具圖紙編號:
客戶指示附件:	管理內部批簽署:

<input type="checkbox"/> 初步鋁料 B.M.	<input type="checkbox"/> 加工拆圖, 然後生產	<input type="checkbox"/> 尺寸表
<input type="checkbox"/> 正式鋁料 B.M.	<input type="checkbox"/> 技術上資料/指示	<input type="checkbox"/> 報價
<input type="checkbox"/> 配件 B.M.	<input type="checkbox"/> 樣辦或貨品說明書	<input type="checkbox"/> 分判合約
<input type="checkbox"/> 其他:		

內容:	<p>給技術部: 31和32樓幕牆要打拉爆螺絲的修補方案(請看附頁資料紅圈的位置), 請製作相關的鐵件加工圖。</p> <p>另外圖號: 6008的趟門頂要鐵角設計有改, 需要重新訂料和製作加工圖(紅色圈內的鐵角, 只影響SD-04和SD-04R)</p> <p>備注: 1月6日大明通知</p> <p>CAD文件在以下位置</p> <p>J:\midi_sharepoint\Public\to_china\謝永林\J861\EI9394_HK0015_CAD</p>
完成上列要求日期:	15/01/2026

國內

<input type="checkbox"/> 生產技術總監	<input type="checkbox"/> 連附件	<input checked="" type="checkbox"/> 技術部	<input checked="" type="checkbox"/> 連附件	<input type="checkbox"/> 生產部	<input type="checkbox"/> 連附件
<input type="checkbox"/> 採購部	<input type="checkbox"/> 連附件	<input type="checkbox"/> 生產統籌部	<input type="checkbox"/> 連附件	<input type="checkbox"/> 報關組	<input type="checkbox"/> 連附件
<input type="checkbox"/> 質檢部	<input type="checkbox"/> 連附件	<input type="checkbox"/> 會計部	<input type="checkbox"/> 連附件	<input type="checkbox"/> 機械設計部	<input type="checkbox"/> 連附件
<input type="checkbox"/> 香港辦	<input type="checkbox"/> 連附件	<input type="checkbox"/> 其他:			

香港

<input type="checkbox"/> 行政部	<input type="checkbox"/> 連附件	<input type="checkbox"/> 會計部	<input type="checkbox"/> 連附件	<input type="checkbox"/> 統籌部	<input type="checkbox"/> 連附件	<input type="checkbox"/> 工程部	<input type="checkbox"/> 連附件
<input type="checkbox"/> 採購部	<input type="checkbox"/> 連附件	<input type="checkbox"/> QS部	<input type="checkbox"/> 連附件	<input type="checkbox"/> 地盤管理	<input type="checkbox"/> 連附件	<input type="checkbox"/> 維修部	<input type="checkbox"/> 連附件

*發件人簽署:	*組別成員批核簽署:
傳遞編號:	項目經理簽署: 

- NOTE :
1. ALL DIMENSIONS ARE IN mm.
 2. ALL ELEVATIONS ARE VIEWED FROM OUTSIDE.
 3. ALL DIMENSIONS TO BE VERIFIED ON SITE BEFORE FABRICATION.

- LEGEND :
- (X1) --- DETAIL MARK NO.
 - (X001) --- REFER SHEET NO.
 - 1. F.F.L. --- FINISHED FLOOR LEVEL
 - 2. S.F.L. --- STRUCTURAL FLOOR LEVEL
 - 3. (R) --- REVERSED DETAIL
 - = REMEDIAL WORK

B.D. AMENDMENT

THE WORKS SHOWN ON THESE PLANS ARE TYPE II WORKS: SUPERSTRUCTURE - (CURTAIN WALL) IN RESPECT OF WHICH CONSENT IS APPLIED FOR THE PURPOSE OF FAST TRACK CONSENT APPLICATION UNDER REGULATION 33 OF THE BUILDING (ADMINISTRATION) REGULATIONS.

NO.	DATE	REVISED	BY

CLIENT :
MILLION BASE PROPERTIES LIMITED

ARCHITECT :
WONG TUNG & PARTNERS LIMITED
ARCHITECTS & PLANNERS

STRUCTURAL ENGINEER :
SYW ASSOCIATES LTD.
STRUCTURAL ENGINEERS

MAIN CONTRACTOR :
顯利工程有限公司
HIEN LEE ENGINEERING CO., LTD.

美特鋁質有限公司
MIDI ALUMINIUM FABRICATOR LTD.
Units 6-8, Sunray Industrial Centre, 1/F
610 Cha Kwo Ling Road, Kowloon
Tel: 23489211-4 Fax: (852) 2727666

JOB NO. : J-861

PROJECT :
PROPOSED RESIDENTIAL DEVELOPMENT AT NOS. 3-6 GLENEALY, CENTRAL, HONG KONG

TITLE :
PART ELEVATION FOR CURTAIN WALL

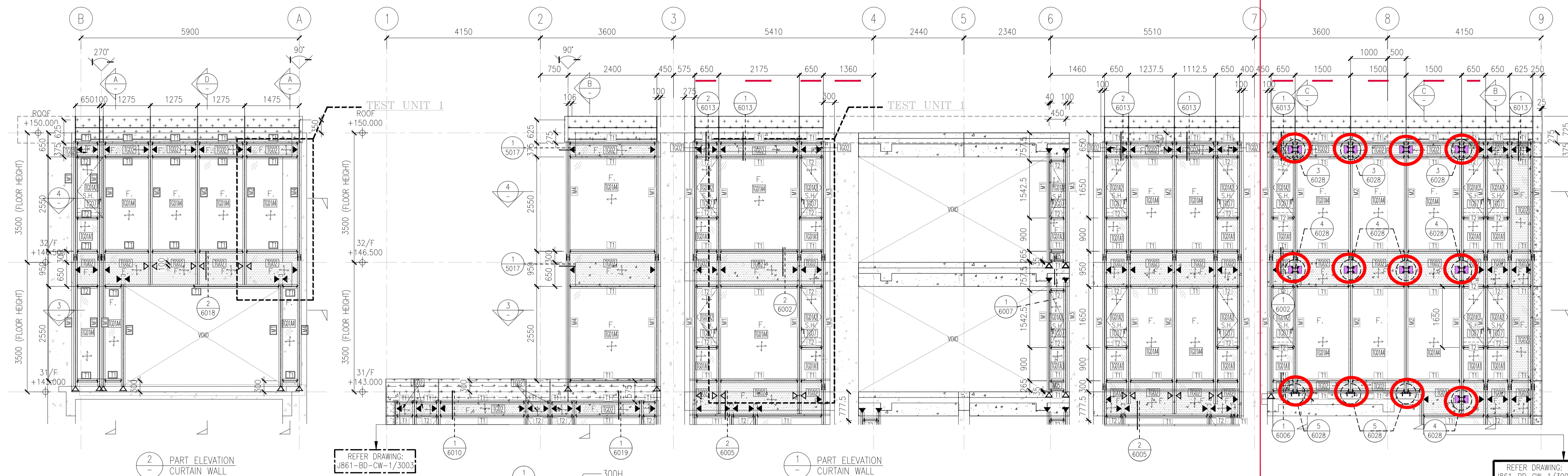
DATE : 06-Sep.-24 SCALE : 1:60(A1)

DRAWN BY : Asing CHECKED BY :

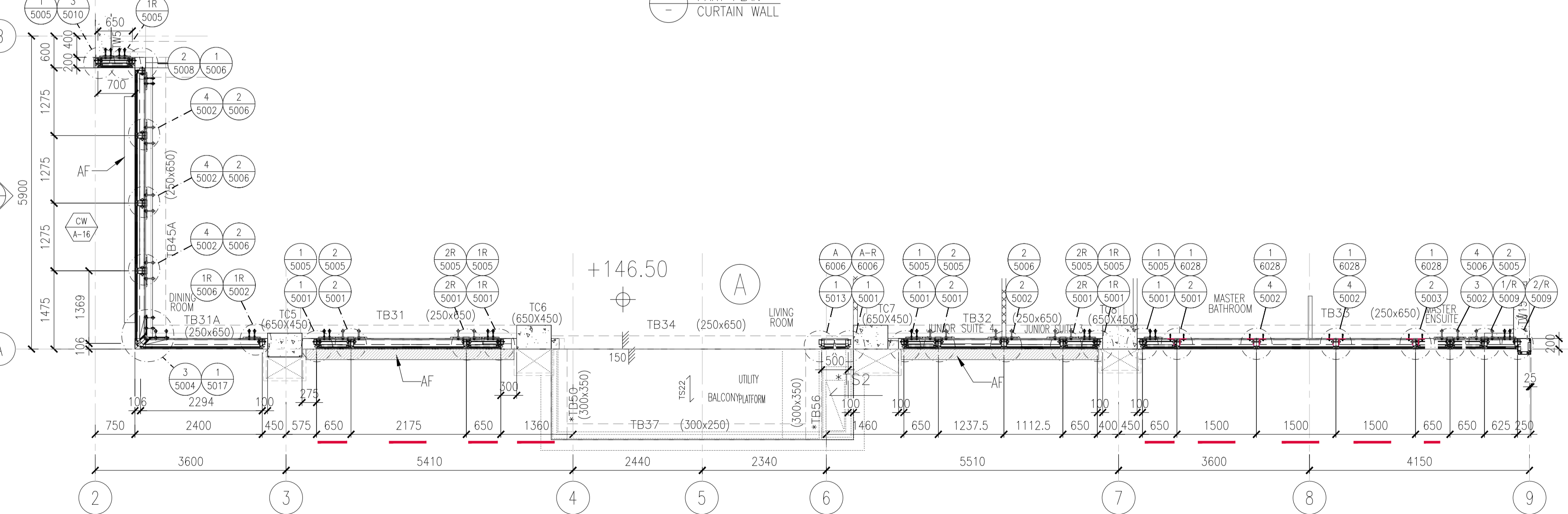
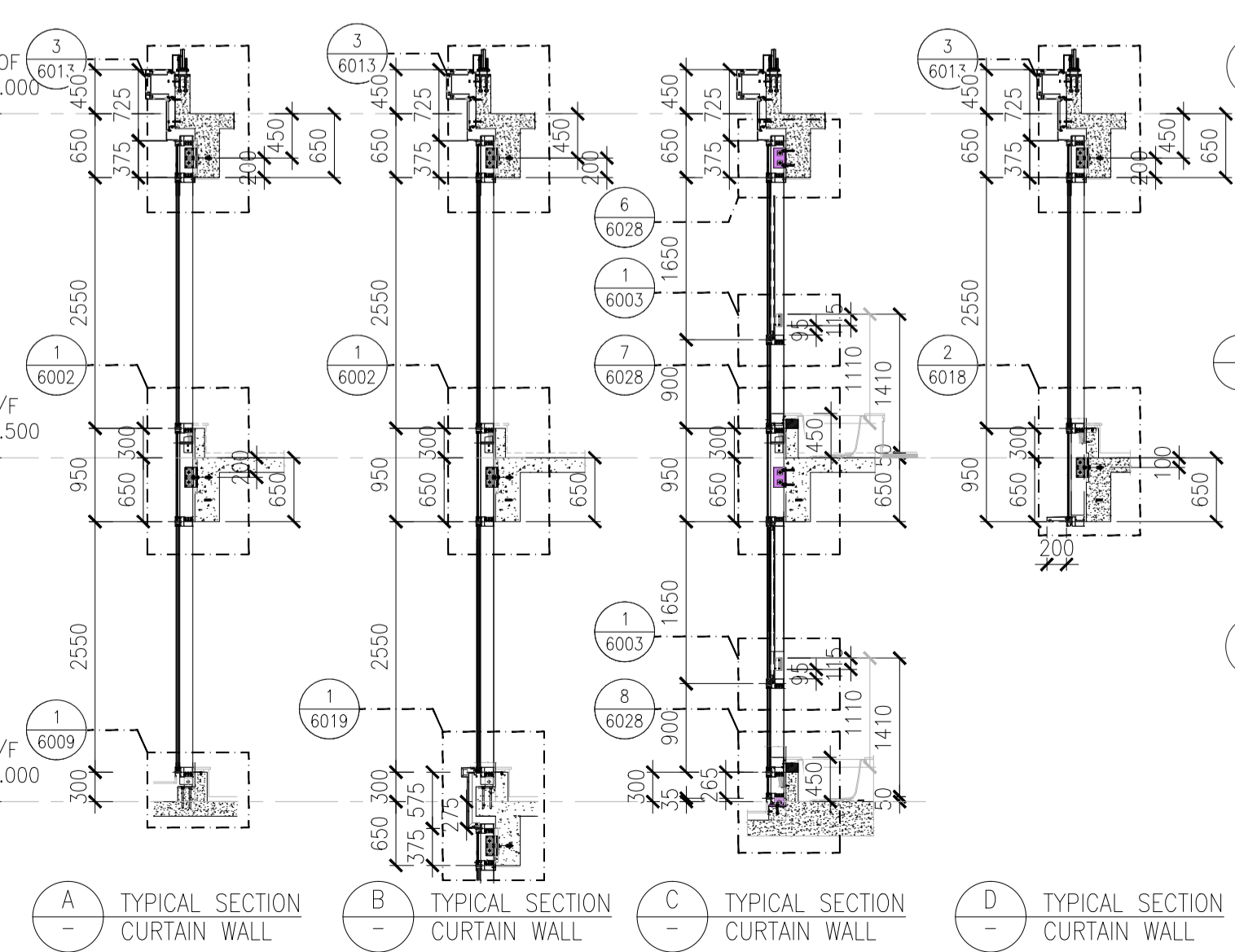
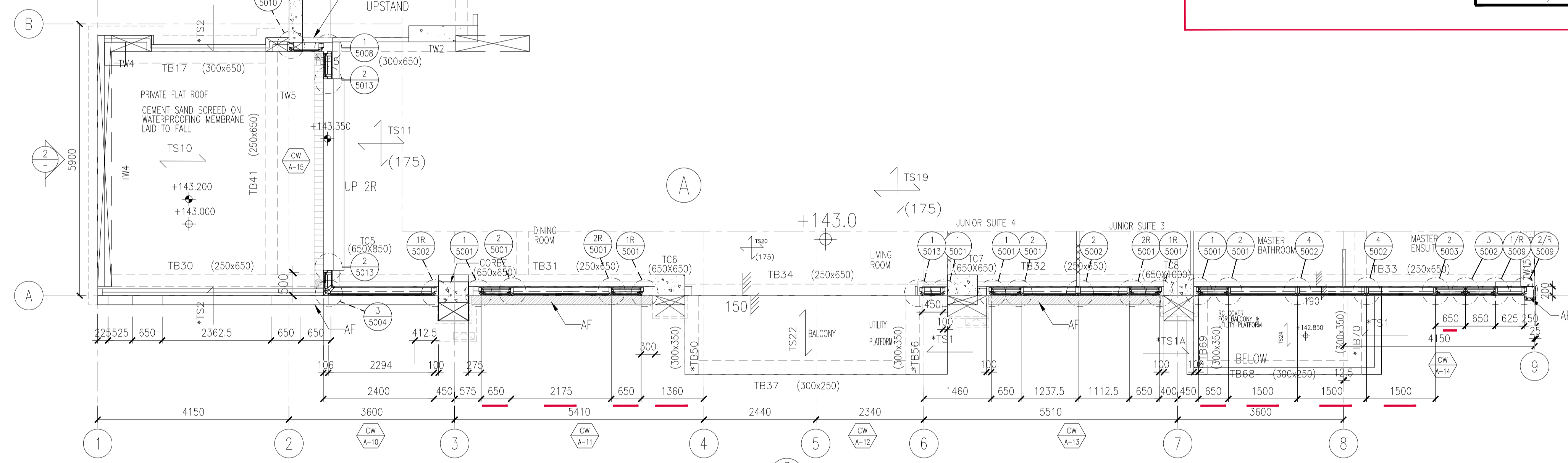
DWG NO. : J861-BD-CW-3005 REV. : A

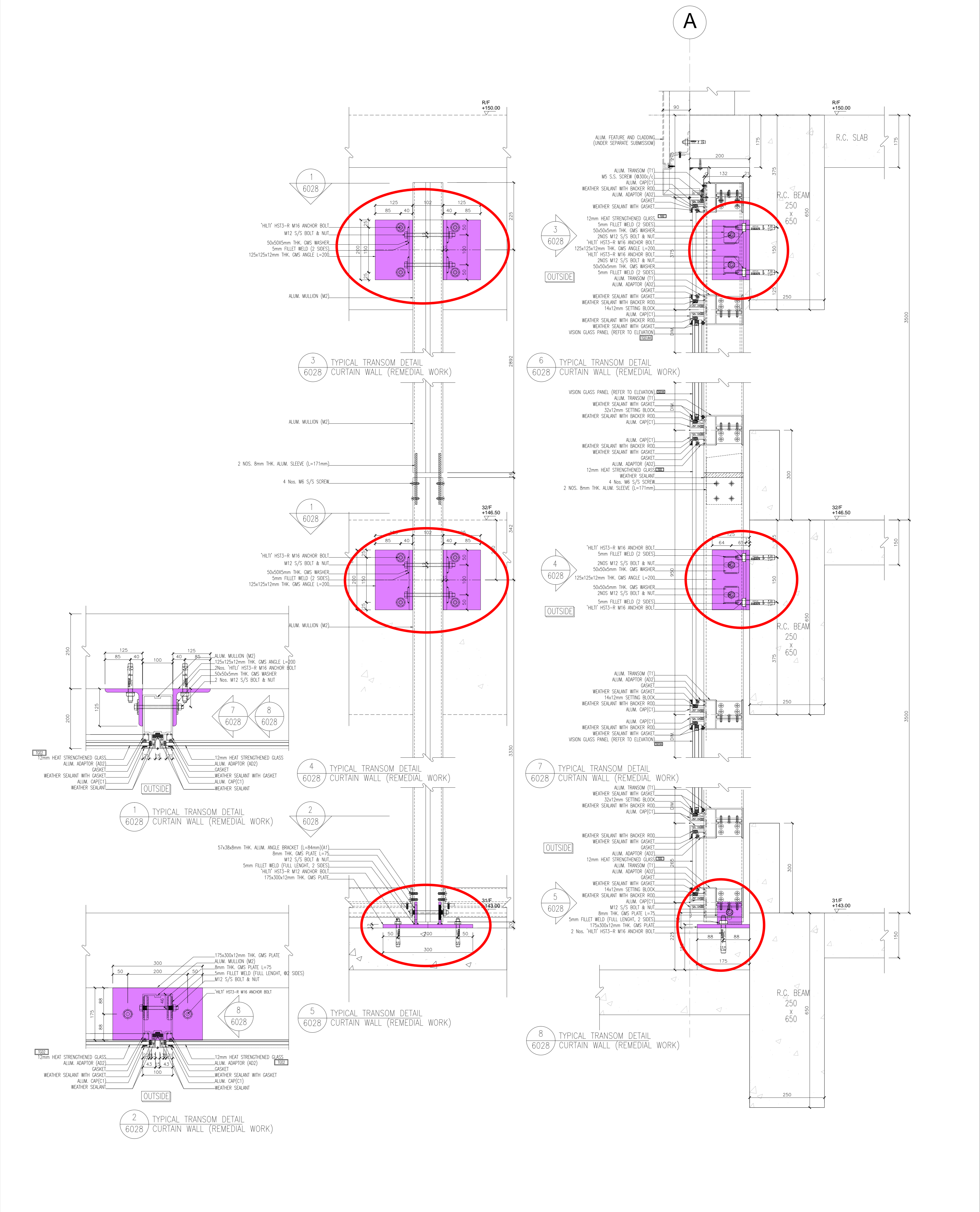
FOR R.S.E. OFFICIAL USE

FOR B.D. OFFICIAL USE



- LEGEND :
- TG01A1 8mm HEAT STRENGTHENED GLASS + 12mm AIR SPACE + 10mm TEMPERED GLASS (IGU)
 - TG01A2 8mm HEAT STRENGTHENED GLASS + 12mm AIR SPACE + 8mm TEMPERED GLASS (IGU)
 - TG01A3 8mm HEAT STRENGTHENED GLASS WITH (FROSTED) AT SURFACE #2 + 12mm AIR SPACE + 10mm TEMPERED GLASS (IGU)
 - TG01A4 8mm HEAT STRENGTHENED GLASS + 12mm AIR SPACE + 12mm TEMPERED GLASS (IGU)
 - TG02 12mm HEAT STRENGTHENED GLASS
 - TG07 10mm CLEAR TEMPERED GLASS
 - TM05 3mm THK ALUM. CLADDING
 - F. - FIXED GLASS
 - S.H. - SIDE HUNG OPENABLE WINDOW
 - ▲ - SUPPORT POINT (WIND LOAD + DEAD LOAD)
 - △ - SUPPORT POINT (WIND LOAD)
 - S.J. - STACK JOINT REF TO J861-BD-CW-5016





<p>NOTE:</p> <ol style="list-style-type: none"> ALL DIMENSIONS ARE IN mm. ALL ELEVATIONS ARE VIEWED FROM OUTSIDE. ALL DIMENSIONS TO BE VERIFIED ON SITE BEFORE FABRICATION. <p>LEGEND:</p> <p>(X1) --- DETAIL MARK NO.</p> <p>(X001) --- REFER SHEET NO.</p> <ol style="list-style-type: none"> F.F.L. --- FINISHED FLOOR LEVEL S.F.L. --- STRUCTURAL FLOOR LEVEL (R) --- REVERSED DETAIL 		<p>NEW DRAWING</p> <p>THE WORKS SHOWN ON THESE PLANS ARE THE WORKS SUPERSTRUCTURE - (CURTAIN WALL)</p> <p>IN RESPECT OF WHICH CONSENT IS APPLIED FOR THE PURPOSE OF FAST TRACK CONSENT APPLICATION UNDER REGULATION 33 OF THE BUILDING (ADMINISTRATION) REGULATIONS.</p>	<p>CLIENT: MILLION BASE PROPERTIES LIMITED</p> <p>ARCHITECT: WONG TUNG & PARTNERS LIMITED ARCHITECTS & PLANNERS</p> <p>STRUCTURAL ENGINEER: SYW & ASSOCIATES LTD. 蘇實業建築工程師</p> <p>MAIN CONTRACTOR: 顯利工程有限公司 HIEN LEE ENGINEERING CO., LTD.</p> <p>PROJECT: PROPOSED RESIDENTIAL DEVELOPMENT AT NOS. 3-6 GLENWALY, CENTRAL, HONG KONG</p> <p>TITLE: TYPICAL TRANSOM DETAIL FOR CURTAIN WALL</p> <p>JOB NO.: J-861</p> <p>DATE: 6-SEP-24 SCALE: 1:2 (A1)</p> <p>DRAWN BY: Asing CHECKED BY:</p> <p>DWG NO.: J861-BD-CW-6028 REV: -</p> <p>FOR R.S.E. OFFICIAL USE</p> <p>FOR B.O. OFFICIAL USE</p>	<p>B.O. REF: 3 / 2024 / 18</p>
--	--	---	--	--------------------------------


B.D. REF :

WONG TUNG & PARTNERS LTD.	
APPROVED	
APPROVED AS NOTED	
APPROVED AS NOTED & RESUBMIT	
RESUBMIT	
NO COMMENT	
REFER OTHER CONSULTANT'S COMMENTS	
Reviewed for compliance with the design intent. Comments made shall apply to all similar conditions & details, not just the ones cited. The approval shall not be construed as relieving the contractor for compliance with the contract documents & requirements.	
Reviewed By	Date
()	()

CLIENT :
 Pacific Century Premium Developments
 盈科大衍地產發展

ARCHITECT :
 WONG TUNG & PARTNERS LIMITED
 ARCHITECTS & PLANNERS


MAIN CONTRACTOR :
 顯利工程有限公司
 HIEN LEE ENGINEERING CO., LTD.

STRUCTURAL ENGINEER :
 SYW & ASSOCIATES LTD.
 邵賢偉建築工程師

FAÇADE CONSULTANT :

- NOTE :
1. ALL DIMENSIONS ARE IN mm.
 2. ALL ELEVATIONS ARE VIEWED FROM OUTSIDE.
 3. ALL DIMENSIONS TO BE VERIFIED ON SITE BEFORE FABRICATION.
- LEGEND :
- W-XX WINDOW MARK NO.
 - XXXX REFER SHEET NO.
1. F.F.L. -- FINISHED FLOOR LEVEL
 2. S.F.L. -- STRUCTURAL FLOOR LEVEL
 3. (R) -- REVERSED DETAIL

B	27/05/2025	ARCH COMMENT & LAYOUT UPDATED	WN
A	16-08-2024	GENERAL REVISED	YI
NO.	DATE	REVISED	BY

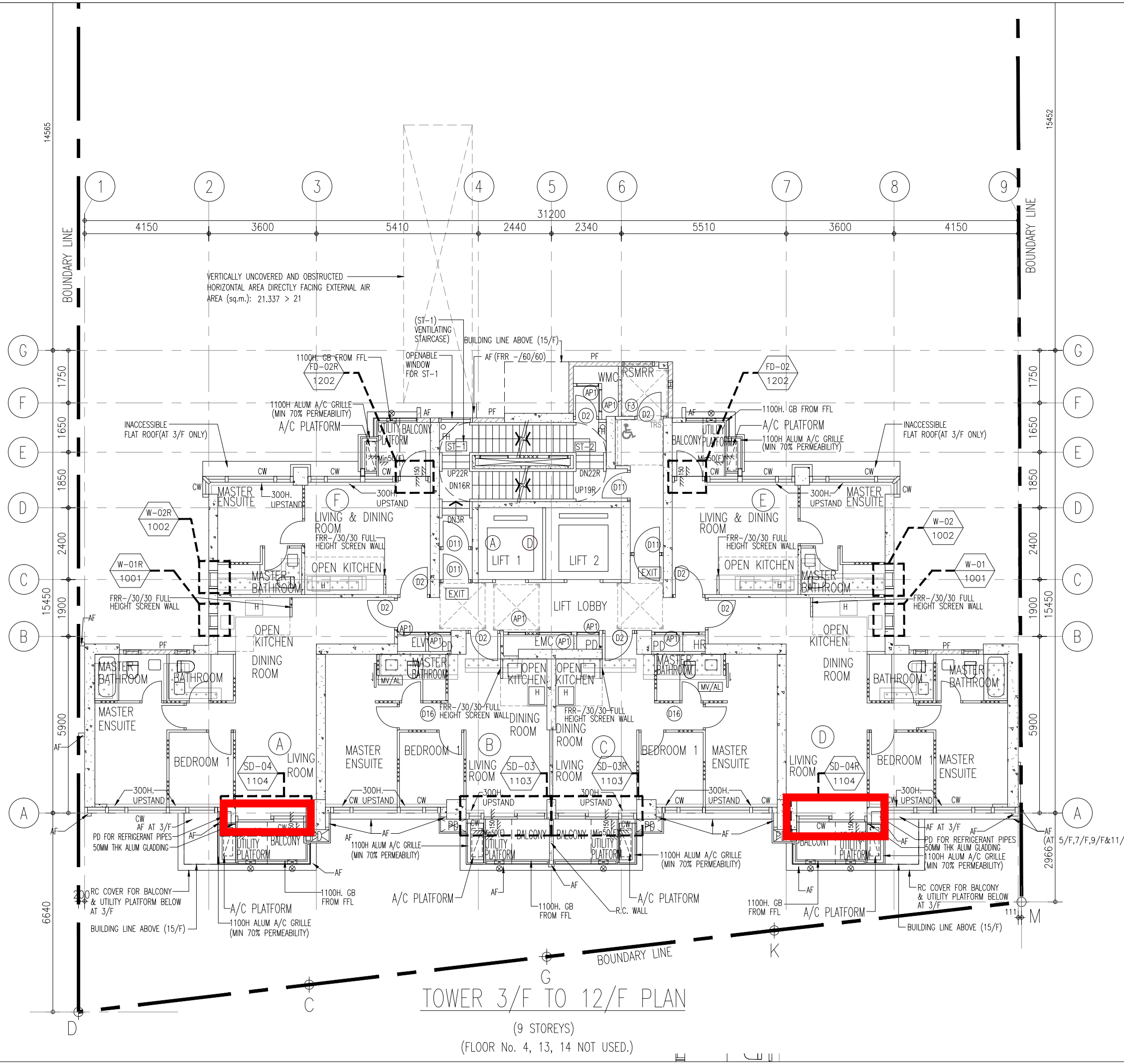
JOB NO. : J-861
 PROJECT : PROPOSED RESIDENTIAL DEVELOPMENT AT NOS. 3-6 GLENEALY, CENTRAL, HONG KONG

TITLE : WINDOW LOCATION PLAN FOR IN-SITU WINDOW AT TOWER (3F-12F)

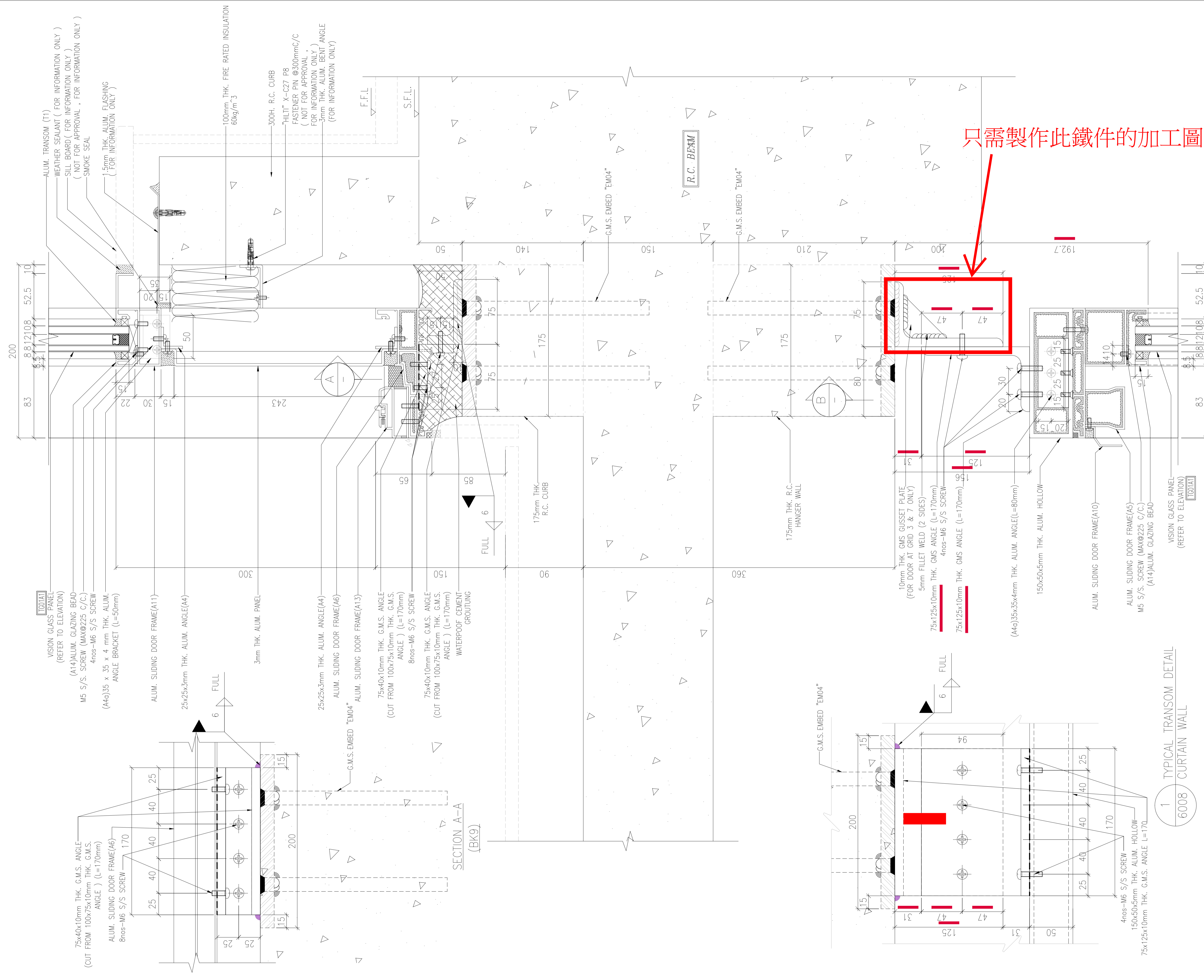
DATE : 26-06-24 SCALE : 1:125 @A3
 DRAWN BY : IVAN CHECKED BY :

 美特鋁質有限公司
 MIDI ALUMINIUM FABRICATOR LTD.
 Units 6-8, Sunray Industrial Centre, 1/F
 610 Cha Kwo Ling Road, Kowloon
 Tel:23489211-4 Fax:(852)2727666

DWG NO. : J861-SD-IW-0102 REV. : B



TOWER 3/F TO 12/F PLAN
 (9 STOREYS)
 (FLOOR No. 4, 13, 14 NOT USED.)



只需製作此鐵件的加工圖

NOTE :
 1. ALL DIMENSIONS ARE IN mm.
 2. ALL ELEVATIONS ARE VIEWED FROM OUTSIDE.
 3. ALL DIMENSIONS TO BE VERIFIED ON SITE BEFORE FABRICATION.

LEGEND :
 X1 --- DETAIL MARK NO.
 X001 --- REFER SHEET NO.
 1. F.F.L. --- FINISHED FLOOR LEVEL
 2. S.F.L. --- STRUCTURAL FLOOR LEVEL
 3. (R) --- REVERSED DETAIL

B.D. AMENDMENT

"THE WORKS SHOWN ON THESE PLANS ARE TYPE II WORKS: SUPERSTRUCTURE - (CURTAIN WALL) IN RESPECT OF WHICH CONSENT IS APPLIED FOR THE PURPOSE OF FAST TRACK CONSENT APPLICATION UNDER REGULATION 33 OF THE BUILDING (ADMINISTRATION) REGULATIONS."

NO.	DATE	REVISED	BY

CLIENT :
MILLION BASE PROPERTIES LIMITED

ARCHITECT :
WONG TUNG & PARTNERS LIMITED
 ARCHITECTS & PLANNERS

STRUCTURAL ENGINEER :
SYW SYW & ASSOCIATES LTD.
 CHARTERED ENGINEERS & AUTHORIZED PERSONS
 邵賢偉建築工程師

MAIN CONTRACTOR :
顯利工程有限公司
HIEN LEE ENGINEERING CO., LTD.

美特鋁質有限公司
MIDI ALUMINIUM FABRICATOR LTD.
 Units 6-8, Sunray Industrial Centre, 1/F
 610 Cha Kwo Ling Road, Kowloon
 Tel:23489211-4 Fax:(852)27727666

JOB NO. : J-861
 PROJECT : PROPOSED RESIDENTIAL DEVELOPMENT AT NOS. 3-6 GLENEALY, CENTRAL, HONG KONG

TITLE :
 TYPICAL TRANSOM DETAIL FOR CURTAIN WALL

DATE : 6-SEP.-24	SCALE : 1:2 (A1)
DRAWN BY : Asing	CHECKED BY :
DWG NO. : J861-BD-CW-6008	REV. : A

FOR R.S.E. OFFICIAL USE

FOR B.D. OFFICIAL USE

1
 6008
 TYPICAL TRANSOM DETAIL
 CURTAIN WALL