



工程指示 / 要求簡箋 ENGINEER INSTRUCTIONS(E.I.)

工程指示編號:	EI- 8934	修改版本:	B
	HK- 0447		
工程編號:	J 861	工程名稱:	己連拿利
收件人:	生統/技術部	發件人:	細佬
工程項目:	幕牆-製作加工圖	日期:	21/05/2025

<input type="checkbox"/> 原合約工程包	<input type="checkbox"/> 原合約工程加 / 減賬 QT-	<input type="checkbox"/> 新工程報價 QT-
---------------------------------	------------------------------------------	------------------------------------

信件批核號碼/圖紙參考編號:	批核模具圖紙編號:
客戶指示附件:	管理內部批簽署:

<input type="checkbox"/> 初步鋁料 B.M.	<input type="checkbox"/> 加工拆圖, 然後生產	<input type="checkbox"/> 尺寸表
<input type="checkbox"/> 正式鋁料 B.M.	<input type="checkbox"/> 技術上資料/指示	<input type="checkbox"/> 報價
<input type="checkbox"/> 配件 B.M.	<input type="checkbox"/> 樣辦或貨品說明書	<input type="checkbox"/> 分判合約
<input type="checkbox"/> 其他:		

內容: 給技術部: 現通知幕牆施工圖第七版次可以製作加工圖 (除了特色層31F和32F外),CAD文件在以下位
J:\midi_sharepoint\Public\to_china\謝永林\J861\EI8934B_HK0447_CAD

注意: 計算玻璃BM要注意以下的事項
1.附頁1至4紅圈位置是會做地盤的臨時升降機, 這位置的玻璃分開計算
2.TG01A4玻璃的闊度大於1100分開計算

圖號: J861-SD-CW-5008設計有修改, 看附頁5

完成上列要求日期: 15/05/2025

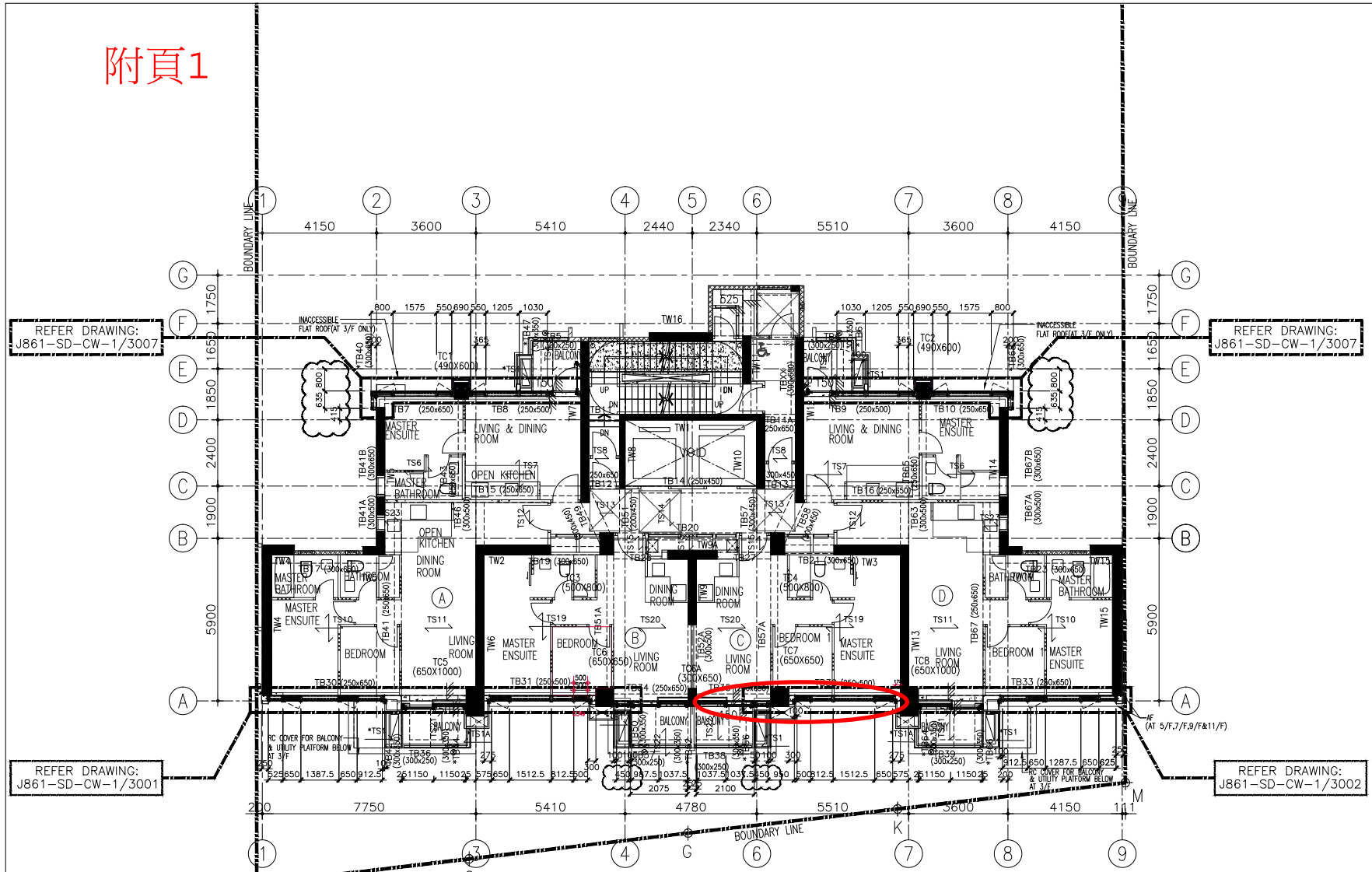
國內

<input type="checkbox"/> 生產技術總監	<input type="checkbox"/> 連附件	<input checked="" type="checkbox"/> 技術部	<input checked="" type="checkbox"/> 連附件	<input type="checkbox"/> 生產部	<input type="checkbox"/> 連附件
<input type="checkbox"/> 採購部	<input type="checkbox"/> 連附件	<input checked="" type="checkbox"/> 生產統籌部	<input type="checkbox"/> 連附件	<input type="checkbox"/> 報關組	<input type="checkbox"/> 連附件
<input type="checkbox"/> 質檢部	<input type="checkbox"/> 連附件	<input type="checkbox"/> 會計部	<input type="checkbox"/> 連附件	<input type="checkbox"/> 機械設計部	<input type="checkbox"/> 連附件
<input type="checkbox"/> 香港辦	<input type="checkbox"/> 連附件	<input type="checkbox"/> 其他:			

香港

<input type="checkbox"/> 行政部	<input type="checkbox"/> 連附件	<input type="checkbox"/> 會計部	<input type="checkbox"/> 連附件	<input type="checkbox"/> 統籌部	<input type="checkbox"/> 連附件	<input type="checkbox"/> 工程部	<input type="checkbox"/> 連附件
<input type="checkbox"/> 採購部	<input type="checkbox"/> 連附件	<input type="checkbox"/> QS部	<input type="checkbox"/> 連附件	<input type="checkbox"/> 地盤管理	<input type="checkbox"/> 連附件	<input type="checkbox"/> 維修部	<input type="checkbox"/> 連附件

*發件人簽署:	*組別成員批核簽署:
傳遞編號:	項目經理簽署: 



REFER DRAWING:
J861-SD-CW-1/3007

REFER DRAWING:
J861-SD-CW-1/3007

REFER DRAWING:
J861-SD-CW-1/3001

REFER DRAWING:
J861-SD-CW-1/3002

1
-
LOW ZONE TOWER 3/F TO 12/F PLAN (4/F,13/F&14/F OMITTED) (9 STOREYS)
CURTAIN WALL

NOTE :
 1. ALL DIMENSIONS ARE IN mm.
 2. ALL ELEVATIONS ARE VIEWED FROM OUTSIDE.
 3. ALL DIMENSIONS TO BE VERIFIED ON SITE BEFORE FABRICATION.

LEGEND :
 X1 --- DETAIL MARK NO.
 X001 --- REFER SHEET NO.

1. F.F.L. --- FINISHED FLOOR LEVEL
 2. S.F.L. --- STRUCTURAL FLOOR LEVEL
 3. (Z) --- REVERSED DETAIL

B	6/11/2024	GENERAL REVISED	
A	20/9/2024	GENERAL REVISED	
NO.	DATE	REVISED	BY

CLIENT :
MILLION BASE PROPERTIES LIMITED

ARCHITECT :
WONG TUNG & PARTNERS LTD.
ARCHITECTURAL PLANNERS

STRUCTURAL ENGINEER :
SWW & ASSOCIATED LTD.
结构工程顧問有限公司

MAIN CONTRACTOR :
顯利工程有限公司
HIEN LEE ENGINEERING CO., LTD.

MIDI ALUMINIUM FABRICATOR LTD.
Units 6-8, Sunray Industrial Centre, 1/F
610 Chee Kwo Ling Road, Kowloon
Tel:23489211-4 Fax:(852)27272666

JOB NO. : J-861

PROJECT :
PROPOSED RESIDENTIAL DEVELOPMENT AT NOS. 3-6 GLEANEALY, CENTRAL, HONG KONG

TITLE :
LOW ZONE TOWER 3/F TO 12/F PLAN (4/F,13/F&14/F OMITTED) FOR CURTAIN WALL

DATE : 18-Jun-24 SCALE : 1:75 (A1)

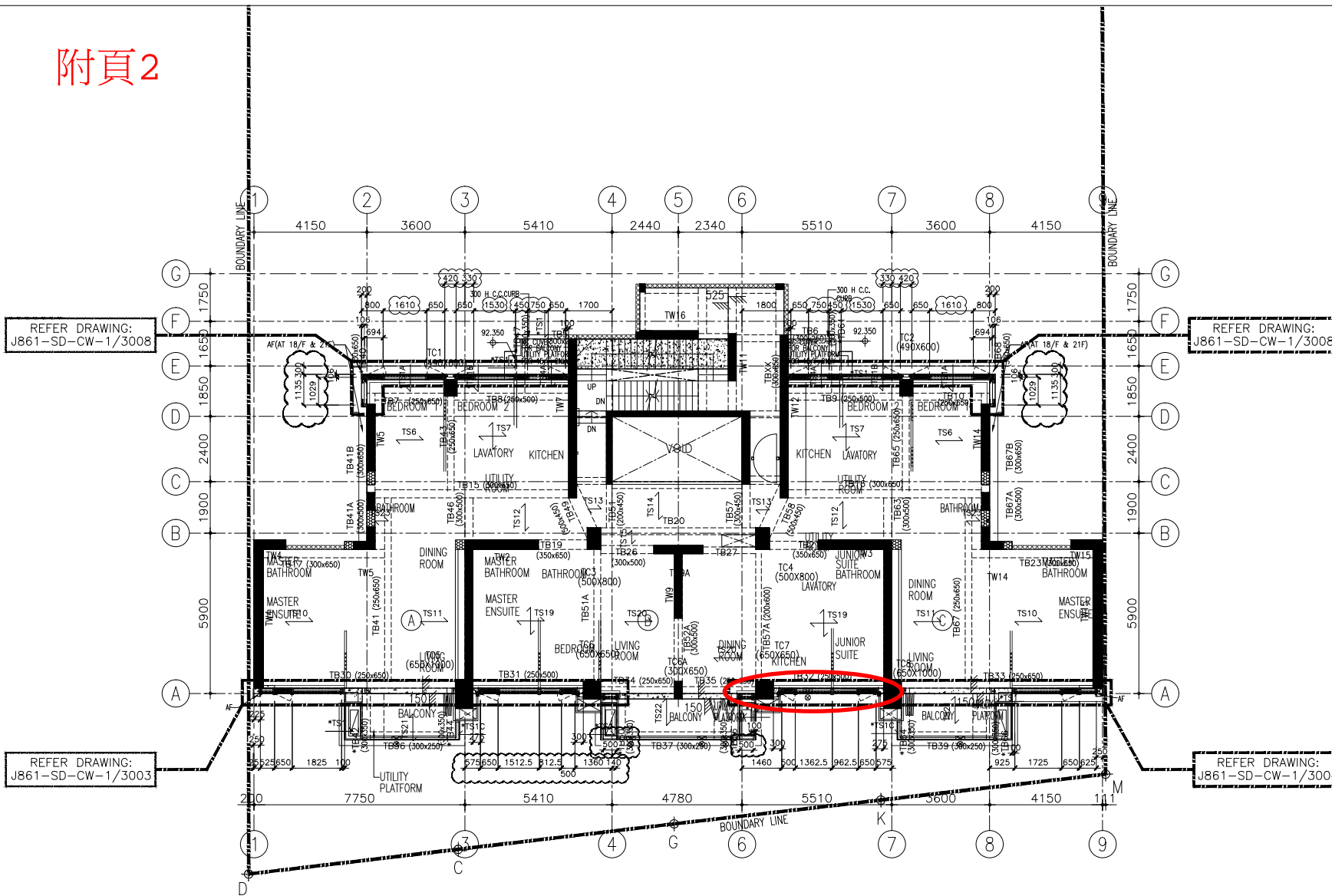
DRAWN BY : Asing CHECKED BY :

DWG NO. : J861-SD-CW-1002 REV. : B

FLOOR LEVEL

3/F	+62.60
5/F	+65.90
6/F	+69.20
7/F	+72.50
8/F	+75.80
9/F	+79.10
10/F	+82.40
11/F	+85.70
12/F	+89.00

WONG TUNG & PARTNERS LTD.	
APPROVED	
APPROVED AS NOTED	
APPROVED AS NOTED & RESUBMIT	
RESUBMIT	
NO COMMENT	
REFER OTHER CONSULTANT'S COMMENTS	
Reviewed for compliance with the design intent. Comments made shall apply to all similar conditions & details, not just the area cited. The approval shall not be construed as relieving the contractor for compliance with the contract documents & requirements.	
Reviewed By	Date
()	()



1 MID ZONE TOWER 15/F TO 19/F PLAN (5 STOREYS)
- CURTAIN WALL

NOTE:
1. ALL DIMENSIONS ARE IN mm.
2. ALL ELEVATIONS ARE VIEWED FROM OUTSIDE.
3. ALL DIMENSIONS TO BE VERIFIED ON SITE BEFORE FABRICATION.

LEGEND:
X1 --- DETAIL MARK NO.
X001 --- REFER SHEET NO.

1. F.F.L. --- FINISHED FLOOR LEVEL
2. S.F.L. --- STRUCTURAL FLOOR LEVEL
3. (Z) --- REVERSED DETAIL

B	6/11/2024	GENERAL REVISED	
A	20/9/2024	GENERAL REVISED	
NO.	DATE	REVISED	BY

CLIENT:
MILLION BASE PROPERTIES LIMITED

ARCHITECT:
WONG TUNG & PARTNERS LIMITED
ARCHITECTURAL PLANNERS

STRUCTURAL ENGINEER:
SWW & ASSOCIATED LTD.
結構工程師有限公司

MAIN CONTRACTOR:
顯利工程有限公司
HIEN LEE ENGINEERING CO., LTD.

MIDI ALUMINIUM FABRICATOR LTD.
Units 6-8, Sunray Industrial Centre, 1/F
610 Che Kwo Ling Road, Kowloon
Tel: 23489211-4 Fax: (852) 2772666

JOB NO.: J-861

PROJECT:
PROPOSED RESIDENTIAL DEVELOPMENT AT NOS. 3-6 GLEANEALY, CENTRAL, HONG KONG

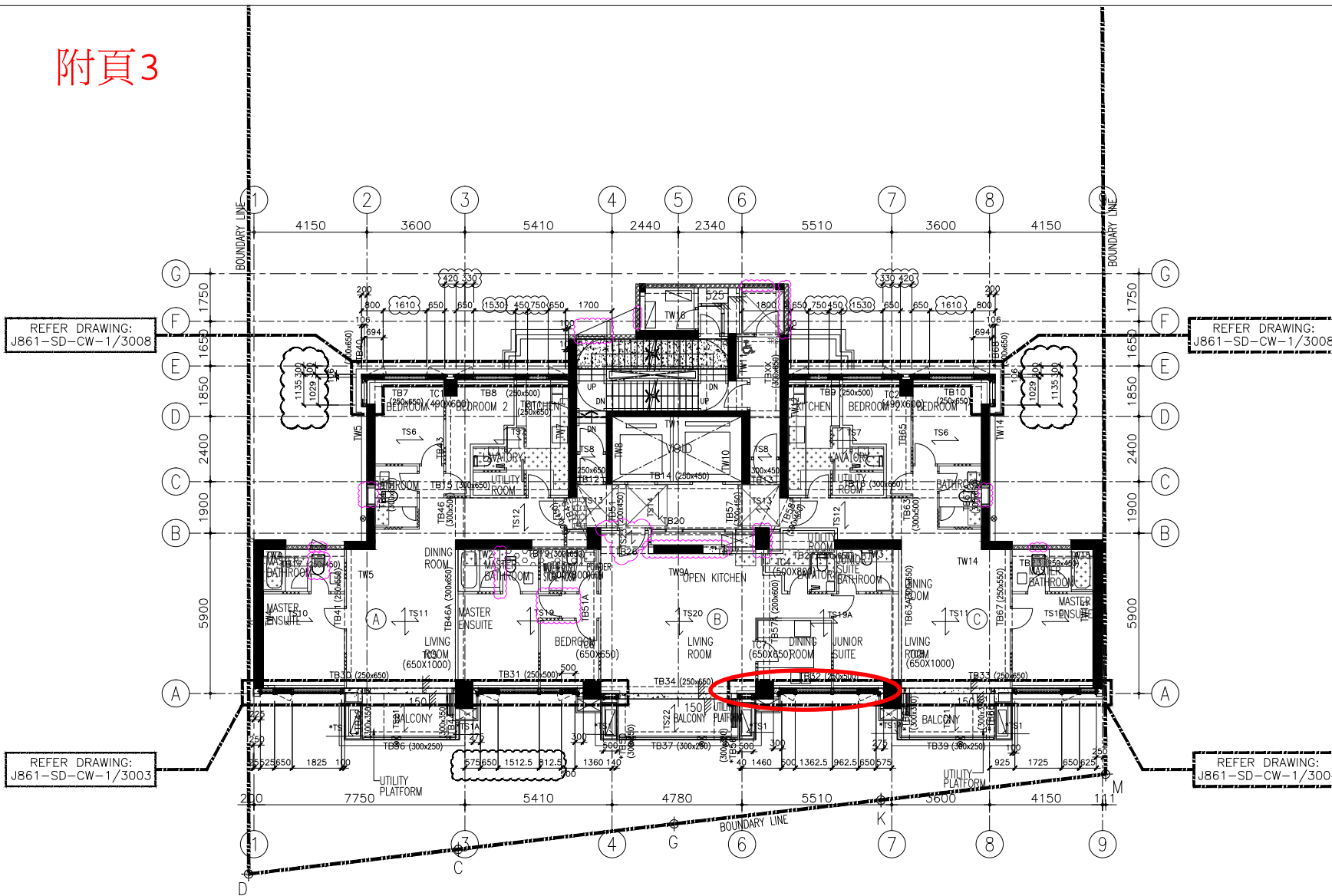
TITLE:
MID ZONE TOWER 15/F TO 21/F PLAN FOR CURTAIN WALL

DATE: 18-Jun-24	SCALE: 1:75 (A1)
DRAWN BY: Asing	CHECKED BY:
DWG NO.: J861-SD-CW-1003	REV.: B

WONG TUNG & PARTNERS LTD.	
APPROVED	
APPROVED AS NOTED	
APPROVED AS NOTED & RESUBMIT	
RESUBMIT	
NO COMMENT	
REFER OTHER CONSULTANT'S COMMENTS	
Reviewed for compliance with the design intent. Comments made shall apply to all similar conditions & details, not just the area cited. The approval shall not be construed as relieving the contractor for compliance with the contract documents & requirements.	
Reviewed By: ()	Date

FLOOR LEVEL

15/F	+92.30
16/F	+95.60
17/F	+98.90
18/F	+102.20
19/F	+105.50
20/F	+108.80
21/F	+112.10



1 MID ZONE TOWER 20/F TO 23/F PLAN (4 STOREYS)
- CURTAIN WALL

NOTE :
 1. ALL DIMENSIONS ARE IN mm.
 2. ALL ELEVATIONS ARE VIEWED FROM OUTSIDE.
 3. ALL DIMENSIONS TO BE VERIFIED ON SITE BEFORE FABRICATION.

LEGEND :
 X1 --- DETAIL MARK NO.
 X001 --- REFER SHEET NO.

1. F.F.L. --- FINISHED FLOOR LEVEL
 2. S.F.L. --- STRUCTURAL FLOOR LEVEL
 3. (Z) --- REVERSED DETAIL

B	6/11/2024	GENERAL REVISED	
A	20/9/2024	GENERAL REVISED	
NO.	DATE	REVISED	BY

CLIENT :
MILLION BASE PROPERTIES LIMITED

ARCHITECT :
WONG TUNG & PARTNERS LIMITED

STRUCTURAL ENGINEER :
 SWW & ASSOCIATED LTD.
 香港專業建築師事務所

MAIN CONTRACTOR :
 顯利工程有限公司
 HIEN LEE ENGINEERING CO., LTD.

MIDI ALUMINIUM FABRICATOR LTD.
 Units 6-8, Sunray Industrial Centre, 1/F
 610 Che Kwo Ling Road, Kowloon
 Tel:23489211-4 Fax:(852)27727666

JOB NO. : J-861

PROJECT :
PROPOSED RESIDENTIAL DEVELOPMENT AT NOS. 3-6 GLEANEALY, CENTRAL, HONG KONG

TITLE :
MID ZONE TOWER 22/F TO 23/F PLAN FOR CURTAIN WALL

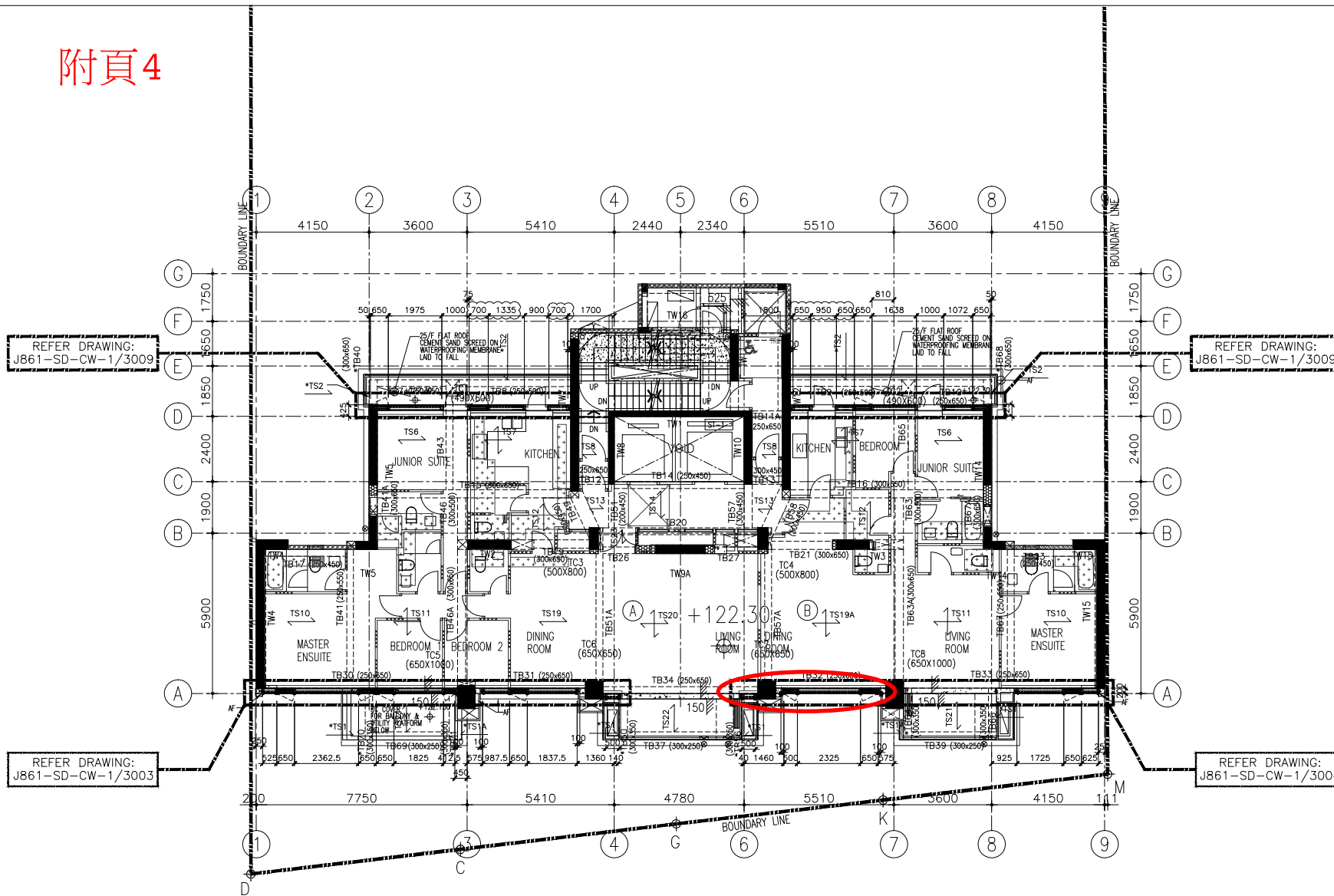
DATE : 18-Jun-24	SCALE : 1:75 (A1)
DRAWN BY : Asing	CHECKED BY :
DWG NO. : J861-SD-CW-1004	REV. : B

WONG TUNG & PARTNERS LTD.	
APPROVED	
APPROVED AS NOTED	
APPROVED AS NOTED & RESUBMIT	
RESUBMIT	
NO COMMENT	
REFER OTHER CONSULTANT'S COMMENTS	
Reviewed for compliance with the design intent. Comments made shall apply to all similar conditions & details, not just the one cited. The approval shall not be construed as relieving the contractor for compliance with the contract documents & requirements.	
Reviewed By	Date
()	()

FLOOR LEVEL

22/F	(+115.40)
23/F	(+118.70)

P:\2023\BTEC_submission\1_Shop_Drawing\1_Curtain Wall\20230220-IBL CURTAIN WALL_BIDDING\DWG-1004-1008-Hung.dwg, 04/12/23, 16:08:59, DWG To PDF v3



1 TOWER 25/F PLAN
- CURTAIN WALL

- NOTE :
1. ALL DIMENSIONS ARE IN mm.
 2. ALL ELEVATIONS ARE VIEWED FROM OUTSIDE.
 3. ALL DIMENSIONS TO BE VERIFIED ON SITE BEFORE FABRICATION.

- LEGEND :
- X1 --- DETAIL MARK NO.
 - X001 --- REFER SHEET NO.
1. F.F.L. --- FINISHED FLOOR LEVEL
 2. S.F.L. --- STRUCTURAL FLOOR LEVEL
 3. (Z) --- REVERSED DETAIL

B	6/11/2024	GENERAL REVISED	
A	20/9/2024	GENERAL REVISED	
NO.	DATE	REVISED	BY

CLIENT :
MILLION BASE PROPERTIES LIMITED

ARCHITECT :
WONG TUNG & PARTNERS LTD.
ARCHITECTURAL PLANNERS

STRUCTURAL ENGINEER :
SWW | SYW & ASSOCIATED LTD.
結構工程師有限公司

MAIN CONTRACTOR :
顯利工程有限公司
HIEN LEE ENGINEERING CO., LTD.

美特鋁質有限公司
MIDI ALUMINIUM FABRICATOR LTD.
Units 6-8, Sunray Industrial Centre, 1/F
610 Chee Kwo Ling Road, Kowloon
Tel: 23489211-4 Fax: (852) 27727666

JOB NO. : J-861

PROJECT :
PROPOSED RESIDENTIAL
DEVELOPMENT AT NOS. 3-6
GLENEALY, CENTRAL, HONG KONG

TITLE :
TOWER 25/F PLAN
FOR CURTAIN WALL

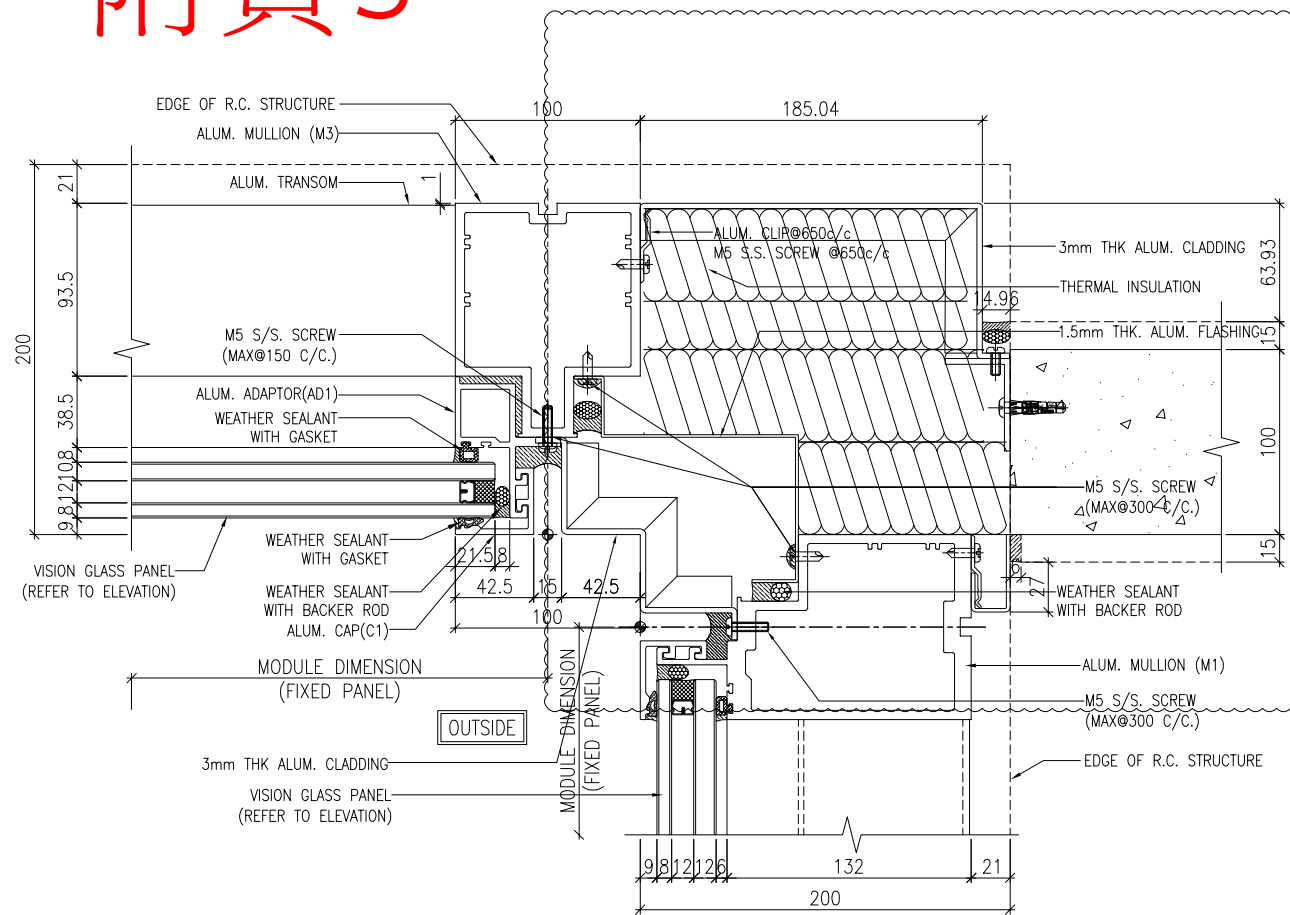
DATE : 18-Jun.-24 SCALE : 1:75 (A1)

DRAWN BY : Asing CHECKED BY :

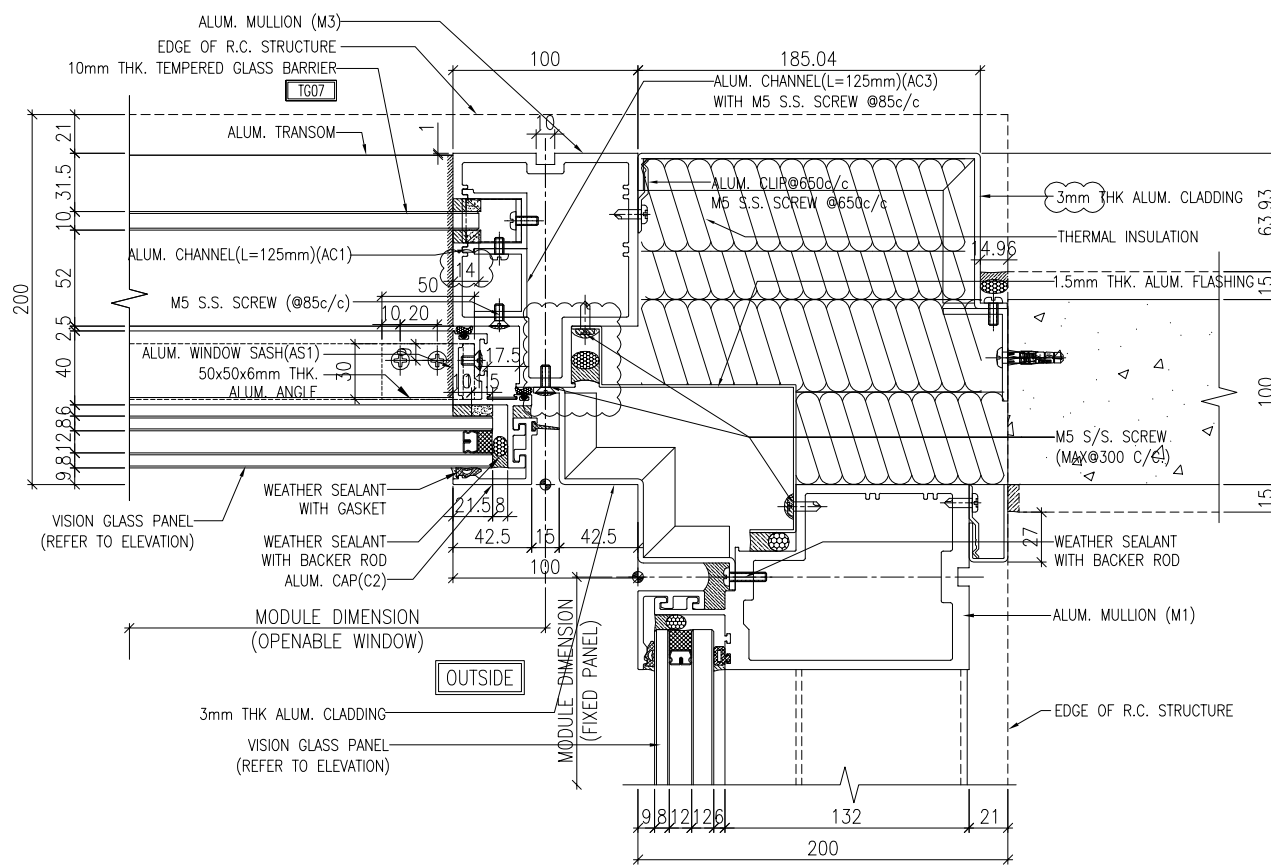
DWG NO. : J861-SD-CW-1005 REV. : B

WONG TUNG & PARTNERS LTD.	
APPROVED	
APPROVED AS NOTED	
APPROVED AS NOTED & RESUBMIT	
RESUBMIT	
NO COMMENT	
REFER OTHER CONSULTANT'S COMMENTS	
Reviewed for compliance with the design intent. Comments made shall apply to all similar conditions & details, not just the area cited.	
The approval shall not be construed as relieving the contractor for compliance with the contract documents & requirements.	
Reviewed By	Date
()	()

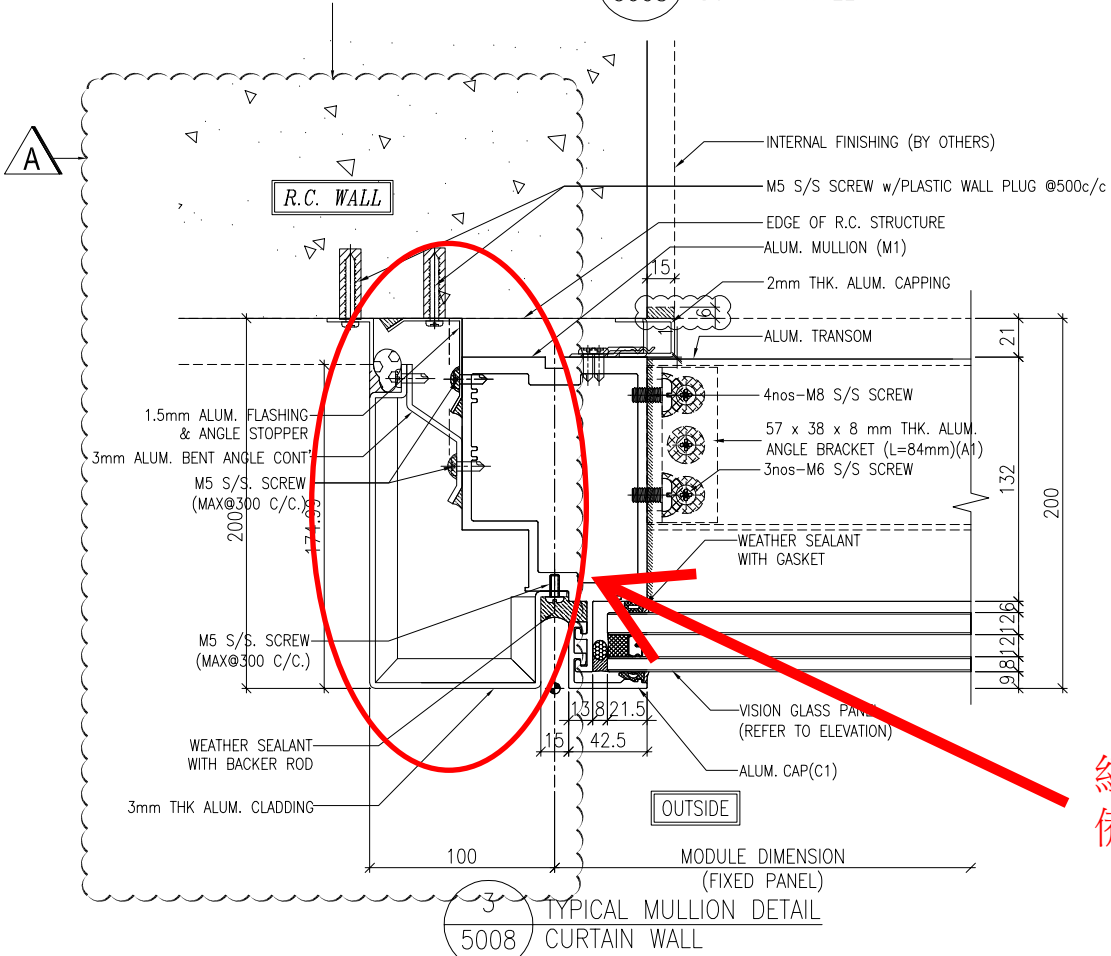
附頁5



1 TYPICAL CORNER DETAIL
5008 CURTAIN WALL



2 TYPICAL CORNER DETAIL
5008 CURTAIN WALL



3 TYPICAL MULLION DETAIL
5008 CURTAIN WALL

紅圈部份設計有修改
備注：大明哥5月21日下午通知

NOTE:
1. ALL DIMENSIONS ARE IN mm.
2. ALL ELEVATIONS ARE VERIFIED FROM OUTSIDE.
3. ALL DIMENSIONS TO BE VERIFIED ON SITE BEFORE FABRICATION.

LEGEND:
X1 - DETAIL MARK NO.
X001 - REFER SHEET NO.
1. F.F.L. --- FINISHED FLOOR LEVEL
2. S.F.L. --- STRUCTURAL FLOOR LEVEL
3. (R) --- REVERSED DETAIL

B	18/10/2024	GENERAL REVISED	
A	20/9/2024	GENERAL REVISED	
NO.	DATE	REVISED	BY

CLIENT:
MILLION BASE PROPERTIES LIMITED

ARCHITECT:
WONG TUNG & PARTNERS LIMITED
ARCHITECTS & PLANNERS

STRUCTURAL ENGINEER:
SYW & ASSOCIATES LTD.
REGISTERED ENGINEERS & ARCHITECTS PLANNERS

MAIN CONTRACTOR:
顯利工程有限公司
HIEN LEE ENGINEERING CO., LTD.

MIDI ALUMINIUM FABRICATOR LTD.
Units 6-8, Sunray Industrial Centre, 1/F
610 Cha Kwo Ling Road, Kowloon
Tel: 23489211-4 Fax: (852) 2727666

JOB NO.: J-861
PROJECT:
PROPOSED RESIDENTIAL DEVELOPMENT AT NOS. 3-6 GLENEALY, CENTRAL, HONG KONG

TITLE:
TYPICAL MULLION DETAIL FOR CURTAIN WALL

DATE: 18-Jun.-24 SCALE: 1:2 (A1)
DRAWN BY: Asing CHECKED BY:
DWG NO.: J861-SD-CW-5008 REV.: B

WONG TUNG & PARTNERS LTD.	
APPROVED	
APPROVED AS NOTED	
APPROVED AS NOTED & RESUBMIT	
RESUBMIT	
NO COMMENT	
REFER OTHER CONSULTANT'S COMMENTS	
Reviewed for compliance with the design intent. Comments made shall apply to all similar conditions & details, not just the ones cited. The approval shall not be construed as relieving the contractor for compliance with the contract documents & requirements.	
Reviewed By	Date
()	()

PROJECT :

PROPOSED RESIDENTIAL
DEVELOPMENT AT
NOS.3-6 GLENEALY, CENTRAL, HONG KONG

7

SHOPDRAWING SUBMISSION
FOR TOWER CURTAIN WALL

DATE: 03-April-2025

 美特鋁質有限公司
MIDI ALUMINIUM FABRICATOR LTD.

Units 6-8, Sunray Industrial Centre, 1/F
610 Cha Kwo Ling Road, Kowloon
Tel:23489211-4 Fax:(852)27727666

DRAWING SUBMISSION REGISTER

PROJECT: PROPOSED RESIDENTIAL DEVELOPMENT AT 3-6 GLENEALY, CENTRAL, HONG KONG	DATE OF ISSUE										SUBMISSION STATE (FOR B.D / A.S.D)			SUBMISSION STATE (FOR CLIENT / CONSULTANT)			SUBMISSION STATE (FOR ARCHITECT)			FABRICATION / CONSTRUCTION STATE					
	ISSUE	1	2	3							AP - APPROVED			AP - APPROVED			AP - APPROVED			ISSUE TO CHINA OFFICE		ISSUE TO SITE		ISSUE TO SUB-CONTRACTOR	
	DAY	12	23	13							AC - APPROVED SUB. TO CONDITION			AC - APPROVED SUB. TO CONDITION			AC - APPROVED SUB. TO CONDITION								
	MONTH	7	9	11							NA - NOT APPROVED			NA - NOT APPROVED			NA - NOT APPROVED								
	YEAR	24	24	24							NA - NOT APPROVED			NA - NOT APPROVED			NA - NOT APPROVED								
DRAWING TITLE	DWG. NO.	REVISIONS								COMMENT DATE	REV.	STATE	COMMENT DATE	REV.	STATE	COMMENT DATE	REV.	STATE	REV.	DATE	REV.	DATE	REV.	DATE	
TYPICAL MULLION DETAIL FOR CURTAIN WALL (5)	J861-SD-CW-5005	-	A	B																					

DRAWING SUBMISSION REGISTER

PROJECT: PROPOSED RESIDENTIAL DEVELOPMENT AT 3-6 GLENEALY, CENTRAL, HONG KONG	DATE OF ISSUE									SUBMISSION STATE (FOR B.D / A.S.D)			SUBMISSION STATE (FOR CLIENT / CONSULTANT)			SUBMISSION STATE (FOR ARCHITECT)			FABRICATION / CONSTRUCTION STATE						
	ISSUE	1	2	3							AP - APPROVED			AP - APPROVED			AP - APPROVED			ISSUE TO CHINA OFFICE		ISSUE TO SITE		ISSUE TO SUB-CONTRACTOR	
	DAY	12	23	13							AC - APPROVED SUB. TO CONDITION			AC - APPROVED SUB. TO CONDITION			AC - APPROVED SUB. TO CONDITION								
	MONTH	7	9	11							NA - NOT APPROVED			NA - NOT APPROVED			NA - NOT APPROVED								
	YEAR	24	24	24							NA - NOT APPROVED			NA - NOT APPROVED			NA - NOT APPROVED								
DRAWING TITLE	DWG. NO.	REVISIONS									COMMENT DATE	REV.	STATE	COMMENT DATE	REV.	STATE	COMMENT DATE	REV.	STATE	REV.	DATE	REV.	DATE	REV.	DATE
TOWER R/F EMBED PLAN FOR CURTAIN WALL	J861-SD-CW-7010	-	A	B																					

DRAWING SUBMISSION REGISTER

PROJECT: PROPOSED RESIDENTIAL DEVELOPMENT AT 3-6 GLENEALY, CENTRAL, HONG KONG	DATE OF ISSUE										SUBMISSION STATE (FOR B.D / A.S.D)			SUBMISSION STATE (FOR CLIENT / CONSULTANT)			SUBMISSION STATE (FOR ARCHITECT)			FABRICATION / CONSTRUCTION STATE					
	ISSUE	1	2	3							AP - APPROVED			AP - APPROVED			AP - APPROVED			ISSUE TO CHINA OFFICE		ISSUE TO SITE		ISSUE TO SUB-CONTRACTOR	
	DAY	12	23	13							AC - APPROVED SUB. TO CONDITION			AC - APPROVED SUB. TO CONDITION			AC - APPROVED SUB. TO CONDITION								
	MONTH	7	9	11							NA - NOT APPROVED			NA - NOT APPROVED			NA - NOT APPROVED								
	YEAR	24	24	24							NA - NOT APPROVED			NA - NOT APPROVED			NA - NOT APPROVED								
DRAWING TITLE	DWG. NO.	REVISIONS								COMMENT DATE	REV.	STATE	COMMENT DATE	REV.	STATE	COMMENT DATE	REV.	STATE	REV.	DATE	REV.	DATE	REV.	DATE	
TYPICAL MULLION DETAIL FOR CURTAIN WALL (5)	J861-SD-CW-5005	-	A	B																					

DRAWING SUBMISSION REGISTER

PROJECT: PROPOSED RESIDENTIAL DEVELOPMENT AT 3-6 GLENEALY, CENTRAL, HONG KONG	DATE OF ISSUE									SUBMISSION STATE (FOR B.D / A.S.D)			SUBMISSION STATE (FOR CLIENT / CONSULTANT)			SUBMISSION STATE (FOR ARCHITECT)			FABRICATION / CONSTRUCTION STATE						
	ISSUE	1	2	3							AP - APPROVED			AP - APPROVED			AP - APPROVED			ISSUE TO CHINA OFFICE		ISSUE TO SITE		ISSUE TO SUB-CONTRACTOR	
	DAY	12	23	13							AC - APPROVED SUB. TO CONDITION			AC - APPROVED SUB. TO CONDITION			AC - APPROVED SUB. TO CONDITION								
	MONTH	7	9	11							NA - NOT APPROVED			NA - NOT APPROVED			NA - NOT APPROVED								
	YEAR	24	24	24																					
DRAWING TITLE	DWG. NO.	REVISIONS									COMMENT DATE	REV.	STATE	COMMENT DATE	REV.	STATE	COMMENT DATE	REV.	STATE	REV.	DATE	REV.	DATE	REV.	DATE
TOWER R/F EMBED PLAN FOR CURTAIN WALL	J861-SD-CW-7010	-	A	B																					

GENERAL NOTES FOR CURTAIN WALL

DESIGN STANDARD & CODES

- BUILDING (CONSTRUCTION) REGULATION, CHAPTER 123
- CODE OF PRACTICE ON WIND EFFECTS IN HONG KONG 2004.
- CODE OF PRACTICE FOR THE STRUCTURAL USE OF STEEL 2011
- CODE OF PRACTICE FOR THE STRUCTURAL USE OF CONCRETE 2013
- CODE OF PRACTICE DEAD AND IMPOSED LOADS 2011
- BS 8118 : 1991 - STRUCTURAL USE OF ALUMINIUM
(PARTIAL LOAD FACTOR FOR WIND = 1.4 AS PER APP-053)
- CODE OF PRACTICE FOR THE STRUCTURAL USE OF GLASS 2018
- PNAP APP037 - CURTAIN WALL, WINDOW AND WINDOW WALL SYSTEM

DESIGN LOADS

1. WIND LOAD

ACCORDING TO CODE OF PRACTICE ON WIND EFFECT IN HONG KONG 2004
 HEIGHT ABOVE SITE GROUND LEVEL=(161.12-46.7)=114.42m
 BASIC WIND PRESSURE = 2.915 kPa
 TOPOGRAPHIC FACTOR $S_a = 1.0$

DESIGN WIND PRESSURE FOR CURTAIN WALL / ALUM. CLADDING

PRESSURE COEFFICIENT = +1.0/-1.4
 DESIGN WIND LOAD = +1.0 x 2.915 kPa = + 2.915 kPa (FOR INWARD)
 = -1.4 x 2.915 kPa = - 4.081 kPa (FOR OUTWARD)

DESIGN WIND PRESSURE FOR ALUM FEATURE

PRESSURE COEFFICIENT = +2.0/-2.0
 DESIGN WIND LOAD = +2.0 x 2.915 kPa = + 5.83 kPa (DOWNWARD)
 = -2.0 x 2.915 kPa = - 5.83 kPa (UPWARD)

2. HORIZONTAL IMPOSED LOAD (FOR DOMESTIC USED)

HORIZONTAL IMPOSED LOAD COMPLY WITH CODE OF PRACTICE FOR DEAD AND IMPOSED LOAD 2011 (AREAS WHERE CONGREGATION OF PEOPLE IS NOT EXPECTED)
 - LINE LOAD APPLIED AT HEIGHT OF 1.1M ABOVE F.F.L. 0.75kN/m
 - UDL APPLIED ON THE INFILL BETWEEN FLOOR AND TOP RAIL: 1 kPa
 - CONCENTRATE LOAD APPLIED ON ANY PART ON INFILL BETWEEN FLOOR AND TOP RAIL: 0.5KN

3. DEAD LOAD

DEAD LOAD COMPLY WITH CODE OF PRACTICE FOR DEAD AND IMPOSED LOAD 2011

DENSITY OF GLASS = 26kN/m³
 DENSITY OF ALUMINIUM = 27.2kN/m³
 DENSITY OF STEEL = 77kN/m³

MATERIALS

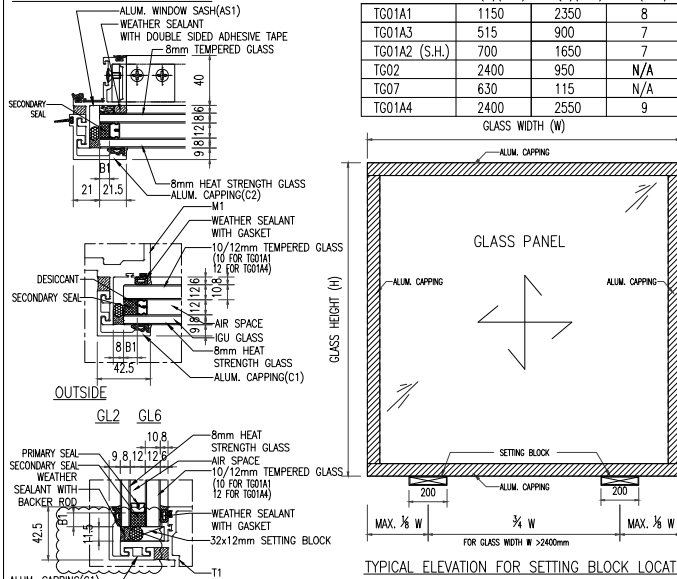
1. GLASS

a) GLASS TYPE FOR CURTAIN WALL

- TG01A1 - 8mm HEAT STRENGTHENED+12mm AIR+10mm TEMPERED IGU GLASS
- TG01A2 - 8mm HEAT STRENGTHENED+12mm AIR+8mm TEMPERED IGU GLASS
- TG01A3 - 8mm HEAT STRENGTHENED WITH (FROSTED) AT SURFACE #2 +12mm AIR+10mm TEMPERED IGU GLASS
- TG01A4 - 8mm HEAT STRENGTHENED+12mm AIR+12mm TEMPERED IGU GLASS
- TG02 - 12mm THK. HEAT STRENGTHENED SPANDREL GLASS
- TG07 - 10mm THK. TEMPERED GLASS BARRIER GLASS 1

*THE LOAD ON EACH GLASS PANEL OF THE IGU HAVE TO BE INCREASED BY 25% TO ACCOUNT FOR THE EFFECT DUE TO TEMPERATURE CHANGES AND ATMOSPHERIC PRESSURE CHANGE. NO COMPOSITE ACTION IS ADOPTED.

GLASS SURFACE TREATMENT REDUCTION FACTOR FOR FROSTED GLASS $\gamma_s = 0.5$



b) DESIGN OF GLASS COMPLY TO CODE OF PRACTICE FOR STRUCTURE USE OF GLASS 2018.

- LOAD DURATION : SHORT-TERM FACTOR = 1
- ULTIMATE DESIGN STRENGTH (TEMPERED) = 80 MPa
- ULTIMATE DESIGN STRENGTH (HEAT STRENGTHENED) = 40 MPa
- YOUNG'S MODULUS = 70,000 N/mm²
- TG07 LOAD DURATION REDUCTION FACTOR = LONG TERM 0.66
- ULTIMATE DESIGN STRENGTH (TEMPERED) = 52.8MPa

c) GLASS MATERIALS SHALL COMPLY TO BS 952:1995.

d) ALL TEMPERED GLASS TO BE 100% HEAT-SOAK TEST TO CODE OF PRACTICE FOR STRUCTURAL USE OF GLASS 2018 & BS EN 14179-1:2016

e) IMPACT TEST TO BE COMPLIED WITH BS EN12600. CLASS 1

2. SEALANT

STRUCTURAL SEALANT

- ALL IN SHOP APPLIED STRUCTURAL SEALANT TO BE 'DOW CORNING' DC983. (BD REF: BD-SS-001) ALLOWABLE STRESS = 138kPa
- SECONDARY SEAL FOR IGU SHOULD BE ULTRAGLAZE SSG4400 SILICON STRUCTURAL SEALANT (BD REF : BD-SS-005) ALLOWABLE STRESS = 138kPa

WEATHER SEALANT

ALL WEATHER SEALANT TO BE 'DOW CORNING' DC791. (FOR INFORMATION ONLY)

3. GLAZING MATERIAL

- ALL GASKET SHOULD BE DENSE SILICON RUBBER WITH MINIMUM SHORE A HARDNESS OF 65±5° DUROMETER
- ALL SETTING BLOCKS SHOULD BE DENSE SILICON RUBBER WITH MINIMUM SHORE A HARDNESS OF 85° ± 5° DUROMETER.
- A MIN. LENGTH OF 150mm AND A MIN. WIDTH CORRESPONDING TO THE GLASS THICKNESS AND LOCATED AT GLASS QUARTER POINT.

4. ALUMINIUM ALLOY :

ALL ALUMINIUM EXTRUSIONS TO BE GRADE 6063-T6 & 6061-T6 TO BS EN 755-2:2008 AND BS EN 573-3:2009
 MODULUS OF ELASTICITY = 70000 MPa.

	6063-T6	6061-T6
0.2% PROOF STRENGTH	170 MPa	240 MPa
ULTIMATE TENSILE STRENGTH	215 MPa	260 MPa
LIMITING BENDING STRENGTH	160 MPa	240 MPa
LIMITING TENSILE STRENGTH	175 MPa	260 MPa
LIMITING SHEAR STRENGTH	95 MPa	145 MPa

5. ALUMINIUM SHEET

ALL ALUMINIUM SHEET TO BE GRADE 3003-H14 TO BS EN 485-2 AND BS EN 573-3 : 2009
 MODULUS OF ELASTICITY = 70000 MPa.

	3003-H14
0.2% PROOF STRENGTH	125 MPa
ULTIMATE TENSILE STRENGTH	145 MPa
LIMITING BENDING STRENGTH	125 MPa
LIMITING TENSILE STRENGTH	135 MPa
LIMITING SHEAR STRENGTH	75 MPa

6. ALUMINIUM STUD BOLT

- ALL ALUMINIUM STUD BOLT TO BE GRADE EN-AN 5754-H14 WITH LIMITING STRESS OF STUD PAZ=100N/mm² TO BS EN 1999-1-1:2007+A2:2013. (PAZ=95N/mm² ADOPTED)
- THE ALUMINIUM STUD AND THE BASE PANELS SHALL BE CONNECTED BY DRAWN ARC STUD WELDING COMPLY WITH BS 8118 PART1:1991
- DESIGN AND QUALITY ASSURANCE OF DRAWN ARC STUD WELDING PROCESS SHALL FULLY SATISFY THE REQUIREMENTS OF BS EN ISO 14555:2017
- THE STUD SHALL FOLLOW THE DEFINED PROFILE M6 AS SPECIFIED UNDER TABLE 14 OF BS EN ISO 13918:2008

7. STRUCTURAL STEEL

ALL STRUCTURAL STEEL TO BE GRADE S275J0 (CLASS 1) COMPLY WITH BS EN 10025:2004.
 ALL STEEL HOLLOW SECTION TO BE GRADE S275J0H (CLASS 1) COMPLY WITH BS EN 10210:2006.

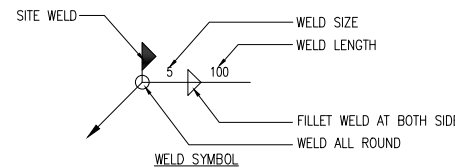
MODULES OF ELASTICITY = 205,000 MPa
 DESIGN STRENGTH (T<16mm) = 275 N/mm²
 DESIGN STRENGTH (16mm< T ≤40mm) = 265 N/mm²

SURFACE TREATMENT TO BE HOT-DIP GALVANIZED AND SHALL COMPLY WITH BS EN ISO 1461 : 2009

BS EN ISO 1461:2009 (TABLE 3) COATING THICKNESS (MIN):	
STEEL THICKNESS (T)	AVERAGE COATING THICKNESS
T > 6mm	85 μm
3mm < T ≤ 6mm	70 μm
1.5mm < T ≤ 3mm	55 μm
T ≤ 1.5mm	45 μm

8. WELDING

- ALL WELDING TO BE COMPLIED WITH BS EN 1011-1 : 2009.
DESIGN WELD STRENGTH = 220 N/mm²
- UNLESS OTHERWISE INDICATED, ALL WELDS SHALL BE 5mm THICK FILLET WELD.
- ALL WELDING PROCEDURES TO COMPLY WITH BS EN ISO 15614 : PART 2 2005.
- ALL WELD SHOULD BE DONE BY QUALIFIED WELDED TESTED TO BS EN 287-1.
- ALL SITE WELDS SHALL BE RECEIVED 2 COATS OF ZINC CHROMATE PRIMER
- ALL WELD ELECTRODE CLASSIFICATION SHOULD BE E35 TO COP OF STEEL 2011



9. FASTENERS

ALL STAINLESS STEEL SCREW, BOLT & NUT TO BE GRADE A4-70 TO BS EN ISO 3506 : 2009.

A4-70

0.2% PROOF STRENGTH = 450 MPa
 ULTIMATE TENSILE STRENGTH = 700 MPa

UNLESS OTHERWISE SPECIFIED, ALL SCREWS SHOULD BE M5 AT 300mm C/C.

10. ISOLATION FOR DISSIMILAR METRIAL

PVC TAPE TO BE APPLIED BETWEEN DISSIMILAR METAL TO PREVENT BIMETALLIC CORROSION TO PD6484
 PVC TAPE TO BE APPLIED BETWEEN METAL AND CONCRETE SURFACE

11. FIRE STOP

- FIRE STOP SHALL BE 135mm THK. 'FIRESEAL BATTS' (BD REF: BD-FS-011) (DENSITY=60kg/m³) WITH 2 Hrs F.R.P.

11.1 SMOKE SEAL

- SMOKE SEAL SHALL BE 'MIDI ALUMINIUM FABRICATOR LIMITED' TO BE COMPLY WITH FIRE CODE C10.2

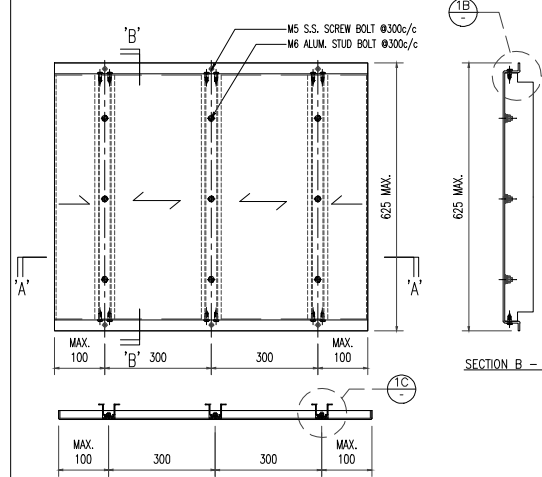
12. CONCRETE GRADE (FOR INFORMATION ONLY)

CONCRETE GRADE OF PARENT STRUCTURE = 45 MPa.

13. DEFLECTION LIMIT

- GLASS WITH 4-SIDE SUPPORT & 2-SIDE SUPPORT SPAN/60
- ALUM MULLION & TRANSOM SPAN/180 OR 20mm, WHICHEVER IS LESSER.

14. TYPICAL ALUM CLADDING STIFFENER LAYOUT



15. ANCHOR BOLT (FOR ALUM. CLADDING)

ANCHOR BOLT TO BE 'HILTI'. DESIGN AND INSTALLATION TO BE IN ACCORDANCE WITH MANUFACTURER SPECIFICATION
 STRENGTH TESTS FOR DRILLED IN ANCHORS SHOULD BE STRICTLY FOLLOWED PNAP APP-169 (APPENDIX A)

B.D. REF.	TYPE (FOR CRACKED CONCRETE)	MINIMUM CONCRETE THICKNESS (mm)	EFFECTIVE ANCHORAGE DEPTH (mm)	MINIMUM EDGE DISTANCE (mm)	MINIMUM SPACING (mm)	RECOMMENDED TENSILE FORCE (kN)	RECOMMENDED SHEAR FORCE (kN)	PULL-OUT TEST LOAD (kN)
BD-AF 149	'HILTI' HST3-R M10	120	60	45	40	5.0	8.4	1,342x1.5x5=10.07

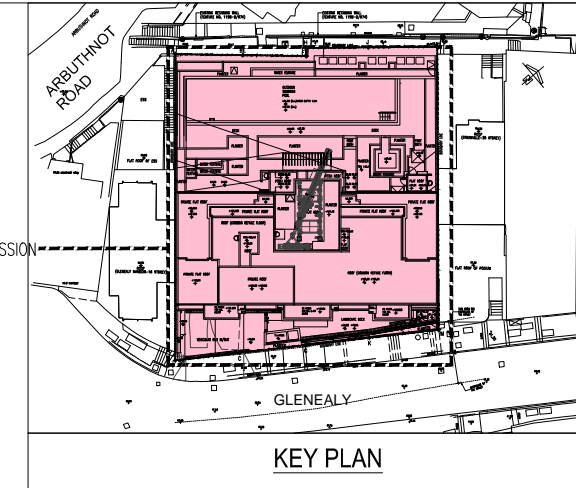
CONSIDER CONCRETE GRADE FACTOR: $\sqrt{f_c} = 1.342$ (FOR 45D)
 FACTOR OF SAFETY = 3.0

16. CAST-IN EMBED

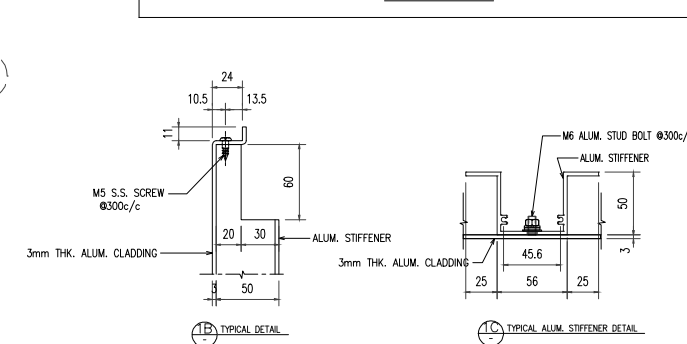
HOT-DIP GALVANIZED CAST-IN PLATE TO BE S275 J0 CLASS 1 STEEL PLATE TO BS EN 10025:2004
 STEEL ROD FOR EMBED TO BE GRADE S275 J0 TO BS EN 10025 2004 (GALVANIZED SURFACE TREATMENT MIN. THICKNESS = 85μm)
 HOLDING DOWN BOLT FOR EMBED SHOULD BE GRADE 8.8 BOLT COMPLY WITH CODE OF PRACTICE FOR THE STRUCTURAL OF STEEL 2011
 AND DESIGN TO CODE OF PRACTICE FOR THE STRUCTURAL USE OF STEEL 2011.

GRADE 8.8

SHEAR STRENGTH = 375 N/mm²
 TENSILE STRENGTH = 560 N/mm²
 BEARING STRENGTH = 1000 N/mm²



FOR CURTAIN WALL SUBMISSION



ALL OPENABLE WINDOW DETAILS FOR CURTAIN WALL
 ARE APPROVED IN CLOSED POSITION
 LOOK POINT
 F.O.S.=1.8
 MAX FORCE FOR LOCKING POINT = 1 kN

- NOTE :
- ALL DIMENSIONS ARE IN mm.
 - ALL ELEVATIONS ARE VIEWED FROM OUTSIDE.
 - ALL DIMENSIONS TO BE VERIFIED ON SITE BEFORE FABRICATION.

LEGEND :

- F.F.L. --- FINISHED FLOOR LEVEL
 - S.F.L. --- STRUCTURAL FLOOR LEVEL
 - (R) --- REVERSED DETAIL
- F. = FIXED GLASS
 S.H. = SIDE HUNG OPENABLE WINDOW

NO.	DATE	REVISED	BY
C	17/02/2025	GENERAL REVISED	
B	06/11/2024	GENERAL REVISED	
A	20/9/2024	GENERAL REVISED	

CLIENT :

MILLION BASE PROPERTIES LIMITED

ARCHITECT :

WONG TUNG & PARTNERS LIMITED
 ARCHITECTS & PLANNERS



STRUCTURAL ENGINEER :

SWW | SYW & ASSOCIATES LTD.
 邵賢偉建築工程師

MAIN CONTRACTOR :

顯利工程有限公司
 HIEN LEE ENGINEERING CO., LTD.

美特鋁質有限公司
 MIDI ALUMINIUM FABRICATOR LTD.

Units 6-8, Sunray Industrial Centre, 1/F
 610 Cha Kwo Ling Road, Kowloon
 Tel:23489211-4 Fax:(852)2727666

JOB NO. : J-861

PROJECT :

PROPOSED RESIDENTIAL DEVELOPMENT AT NOS. 3-6 GLENEALY, CENTRAL, HONG KONG

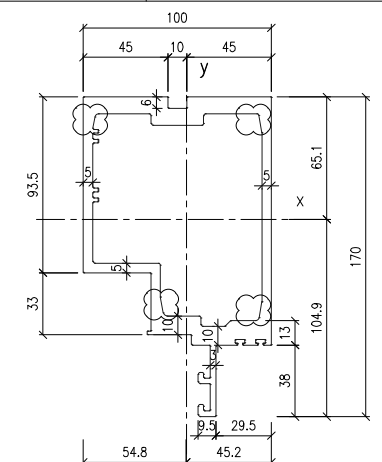
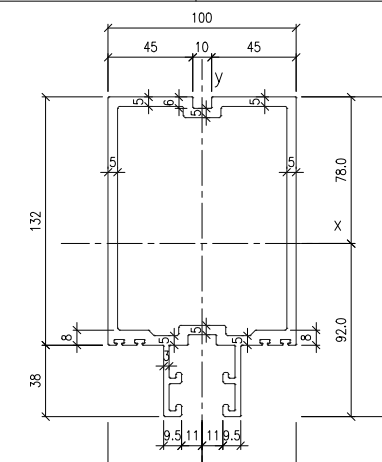
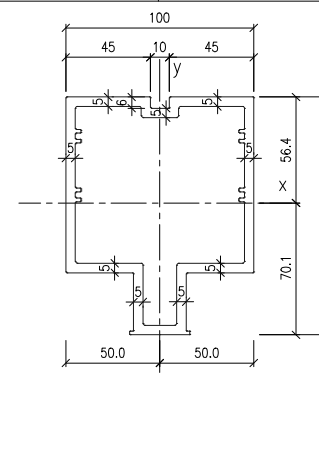
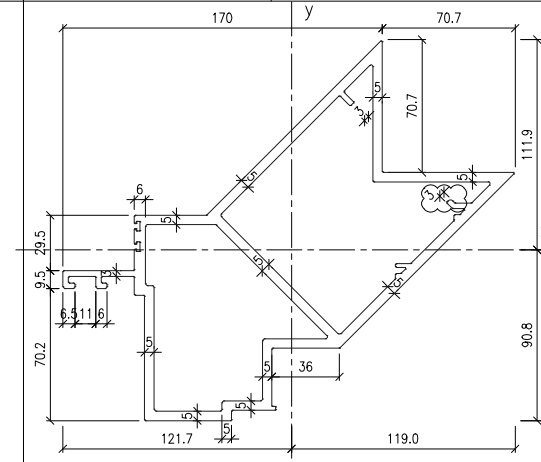
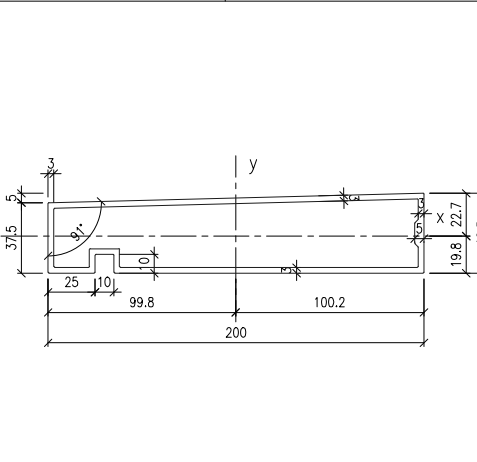
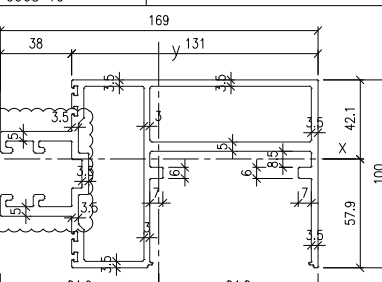
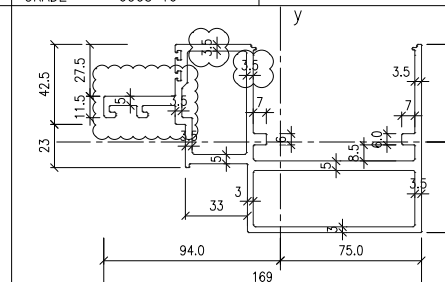
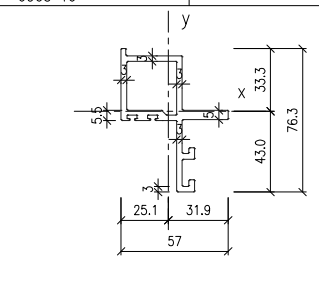
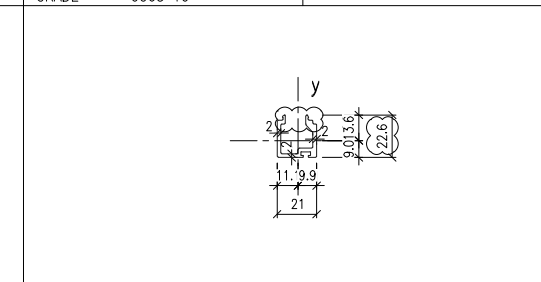
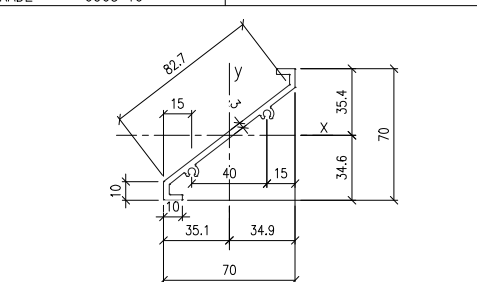
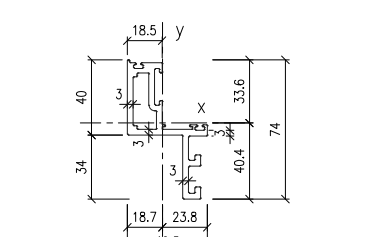
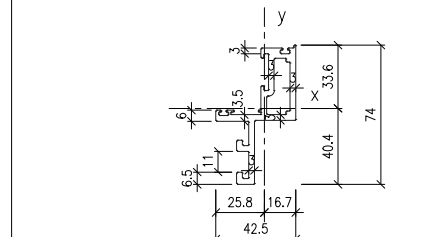
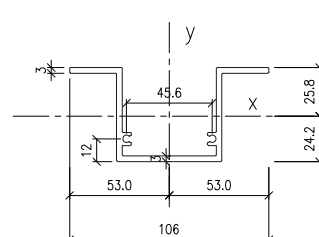
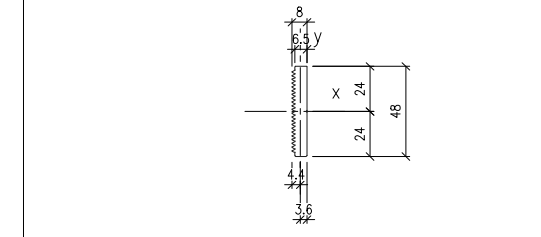
TITLE :

GENERAL NOTES FOR CURTAIN WALL

DATE : 06-SEP.-24 SCALE : N.T.S.

DRAWN BY : Asing CHECKED BY :

DWG NO. : J861-SD-CW-0005 REV. : C

M1 --- ALUMINIUM MULLION GRADE --- 6063 T6 		M2 --- ALUMINIUM MULLION GRADE --- 6063 T6 		M3 --- ALUMINIUM MULLION GRADE --- 6063 T6 		M4 --- ALUMINIUM MULLION GRADE --- 6063 T6 		AF1 --- ALUMINIUM FEATURE GRADE --- 6063 T6 	
MASS PROPERTIES (UNIT) VALUES Area (mm ²): 3219.8 Perimeter (mm): 1033.6 Bounding Box - X (mm): -54.8 to 45.2 Bounding Box - Y (mm): -104.9 to 65.1 Centroid - X (mm): 0.0 Centroid - Y (mm): 0.0 Moments of inertia - X (mm ⁴): 8746352.4 Moments of inertia - Y (mm ⁴): 3689710.1 Product of inertia - XY (mm ⁴): 1181993.9 Radii of gyration - X (mm): 52.1 Radii of gyration - Y (mm): 33.9 Principal moments along X-Y (mm ⁴): 900901.9 along [1.0 0.2] Principal moments along Y-X (mm ⁴): 3427060.6 along [-0.2 1.0] Elastic Modulus - Zx (mm ³): 1 / y-max= 83367.3 Elastic Modulus - Zy (mm ³): 1 / x-max= 67275.7		MASS PROPERTIES (UNIT) VALUES Area (mm ²): 2734.8 Perimeter (mm): 1183.8 Bounding Box - X (mm): -50.0 to 50.0 Bounding Box - Y (mm): -92.0 to 78.0 Centroid - X (mm): 0.0 Centroid - Y (mm): 0.0 Moments of inertia - X (mm ⁴): 8304294.5 Moments of inertia - Y (mm ⁴): 3765913.8 Product of inertia - XY (mm ⁴): 0.1 Radii of gyration - X (mm): 55.1 Radii of gyration - Y (mm): 37.1 Principal moments along X-Y (mm ⁴): 8304294.5 along [1.0 0.0] Principal moments along Y-X (mm ⁴): 3765913.8 along [0.0 1.0] Elastic Modulus - Zx (mm ³): 1 / y-max= 90245.5 Elastic Modulus - Zy (mm ³): 1 / x-max= 75318.3		MASS PROPERTIES (UNIT) VALUES Area (mm ²): 2281.9 Perimeter (mm): 932.8 Bounding Box - X (mm): -50.0 to 50.0 Bounding Box - Y (mm): -70.1 to 56.4 Centroid - X (mm): 0.0 Centroid - Y (mm): 0.0 Moments of inertia - X (mm ⁴): 4080358.3 Moments of inertia - Y (mm ⁴): 2861477.6 Product of inertia - XY (mm ⁴): 0.0 Radii of gyration - X (mm): 42.3 Radii of gyration - Y (mm): 35.4 Principal moments along X-Y (mm ⁴): 4080358.3 along [1.0 0.0] Principal moments along Y-X (mm ⁴): 2861477.6 along [0.0 1.0] Elastic Modulus - Zx (mm ³): 1 / y-max= 58188.5 Elastic Modulus - Zy (mm ³): 1 / x-max= 57229.6		MASS PROPERTIES (UNIT) VALUES Area (mm ²): 4079.3 Perimeter (mm): 1676.6 Bounding Box - X (mm): -121.4 to 118.6 Bounding Box - Y (mm): -90.6 to 111.4 Centroid - X (mm): 0.0 Centroid - Y (mm): 0.0 Moments of inertia - X (mm ⁴): 11098304.1 Moments of inertia - Y (mm ⁴): 14182071.6 Product of inertia - XY (mm ⁴): -5785522.9 Radii of gyration - X (mm): 52.2 Radii of gyration - Y (mm): 59.0 Principal moments along X-Y (mm ⁴): 6652727.6 along [0.8 0.6] Principal moments along Y-X (mm ⁴): 18627648.1 along [-0.6 0.8] Elastic Modulus - Zx (mm ³): 1 / y-max= 99649.6 Elastic Modulus - Zy (mm ³): 1 / x-max= 116845.1		MASS PROPERTIES (UNIT) VALUES Area (mm ²): 1490.2 Perimeter (mm): 977.8 Bounding Box - X (mm): -99.8 to 100.2 Bounding Box - Y (mm): -19.8 to 22.7 Centroid - X (mm): 0.0 Centroid - Y (mm): 0.0 Moments of inertia - X (mm ⁴): 434538.9 Moments of inertia - Y (mm ⁴): 6516402.0 Product of inertia - XY (mm ⁴): -107217.8 Radii of gyration - X (mm): 17.1 Radii of gyration - Y (mm): 66.1 Principal moments along X-Y (mm ⁴): 432649.4 along [1.0 0.0] Principal moments along Y-X (mm ⁴): 6518291.6 along [0.0 1.0] Elastic Modulus - Zx (mm ³): 1 / y-max= 19104.2 Elastic Modulus - Zy (mm ³): 1 / x-max= 65056.1	
T1 --- ALUMINIUM TRANSOM GRADE --- 6063 T6 		T2 --- ALUMINIUM TRANSOM GRADE --- 6063 T6 		AD1 --- ALUM. GLAZING ADAPTOR GRADE --- 6063 T6 		AD2 --- ALUM. GLAZING ADAPTOR GRADE --- 6063 T6 		AL1 --- ALUMINIUM LOUVER GRADE --- 6063 T6 	
MASS PROPERTIES (UNIT) VALUES Area (mm ²): 2652.8 Perimeter (mm): 1375.7 Bounding Box - X (mm): -84.2 to 84.8 Bounding Box - Y (mm): -57.9 to 42.1 Centroid - X (mm): 0.0 Centroid - Y (mm): 0.0 Moments of inertia - X (mm ⁴): 2287991.4 Moments of inertia - Y (mm ⁴): 7484720.5 Product of inertia - XY (mm ⁴): -798025.7 Radii of gyration - X (mm): 29.4 Radii of gyration - Y (mm): 53.1 Principal moments along X-Y (mm ⁴): 2168205.3 along [1.0 0.1] Principal moments along Y-X (mm ⁴): 7604506.7 along [-0.1 1.0] Elastic Modulus - Zx (mm ³): 1 / y-max= 39544.0 Elastic Modulus - Zy (mm ³): 1 / x-max= 88289.2		MASS PROPERTIES (UNIT) VALUES Area (mm ²): 2243.1 Perimeter (mm): 1153.1 Bounding Box - X (mm): -94.0 to 75.0 Bounding Box - Y (mm): -48.1 to 51.9 Centroid - X (mm): 0.0 Centroid - Y (mm): 0.0 Moments of inertia - X (mm ⁴): 1829714.8 Moments of inertia - Y (mm ⁴): 5703668.4 Product of inertia - XY (mm ⁴): 1328237.5 Radii of gyration - X (mm): 28.6 Radii of gyration - Y (mm): 50.4 Principal moments along X-Y (mm ⁴): 1418054.9 along [1.0 -0.3] Principal moments along Y-X (mm ⁴): 6115328.2 along [0.3 1.0] Elastic Modulus - Zx (mm ³): 1 / y-max= 35269.7 Elastic Modulus - Zy (mm ³): 1 / x-max= 60650.8		MASS PROPERTIES (UNIT) VALUES Area (mm ²): 694.0 Perimeter (mm): 429.2 Bounding Box - X (mm): -25.1 to 31.9 Bounding Box - Y (mm): -43.0 to 33.3 Centroid - X (mm): 0.0 Centroid - Y (mm): 0.0 Moments of inertia - X (mm ⁴): 268384.5 Moments of inertia - Y (mm ⁴): 156888.9 Product of inertia - XY (mm ⁴): 89381.2 Radii of gyration - X (mm): 7.0 Radii of gyration - Y (mm): 15.0 Principal moments along X-Y (mm ⁴): 317978.1 along [0.9 0.5] Principal moments along Y-X (mm ⁴): 107295.2 along [-0.5 0.9] Elastic Modulus - Zx (mm ³): 1 / y-max= 6244.0 Elastic Modulus - Zy (mm ³): 1 / x-max= 4923.0		MASS PROPERTIES (UNIT) VALUES Area (mm ²): 148.8 Perimeter (mm): 144.3 Bounding Box - X (mm): -11.1 to 9.9 Bounding Box - Y (mm): -9.0 to 13.6 Centroid - X (mm): 0.0 Centroid - Y (mm): 0.0 Moments of inertia - X (mm ⁴): 7235.0 Moments of inertia - Y (mm ⁴): 9207.7 Product of inertia - XY (mm ⁴): -47.1 Radii of gyration - X (mm): 7.0 Radii of gyration - Y (mm): 7.9 Principal moments along X-Y (mm ⁴): 7233.8 along [1.0 0.0] Principal moments along Y-X (mm ⁴): 9208.9 along [0.0 1.0] Elastic Modulus - Zx (mm ³): 1 / y-max= 531.5 Elastic Modulus - Zy (mm ³): 1 / x-max= 832.6		MASS PROPERTIES (UNIT) VALUES Area (mm ²): 383.8 Perimeter (mm): 272.5 Bounding Box - X (mm): -35.1 to 34.9 Bounding Box - Y (mm): -34.6 to 35.4 Centroid - X (mm): 0.0 Centroid - Y (mm): 0.0 Moments of inertia - X (mm ⁴): 163132.2 Moments of inertia - Y (mm ⁴): 205102.8 Product of inertia - XY (mm ⁴): -179400.5 Radii of gyration - X (mm): 20.6 Radii of gyration - Y (mm): 23.1 Principal moments along X-Y (mm ⁴): 3493.8 along [0.7 0.7] Principal moments along Y-X (mm ⁴): 364741.2 along [-0.7 0.7] Elastic Modulus - Zx (mm ³): 1 / y-max= 4611.6 Elastic Modulus - Zy (mm ³): 1 / x-max= 5850.9	
AS1 --- ALUM. WINDOW SASH GRADE --- 6063 T6 		AS2 --- ALUM. WINDOW SASH GRADE --- 6063 T6 		AS3 --- ALUM. STIFFENER GRADE --- 6063 T6 		AS4 --- ALUM. SERRATE WASHER GRADE --- 6061-T6 			
MASS PROPERTIES (UNIT) VALUES Area (mm ²): 590.0 Perimeter (mm): 394.3 Bounding Box - X (mm): -18.7 to 23.8 Bounding Box - Y (mm): -40.4 to 33.6 Centroid - X (mm): 0.0 Centroid - Y (mm): 0.0 Moments of inertia - X (mm ⁴): 238168.4 Moments of inertia - Y (mm ⁴): 99864.3 Product of inertia - XY (mm ⁴): 110828.7 Radii of gyration - X (mm): 20.1 Radii of gyration - Y (mm): 13.0 Principal moments along X-Y (mm ⁴): 299649.5 along [0.9 0.5] Principal moments along Y-X (mm ⁴): 38383.2 along [-0.5 0.9] Elastic Modulus - Zx (mm ³): 1 / y-max= 5893.8 Elastic Modulus - Zy (mm ³): 1 / x-max= 4189.2		MASS PROPERTIES (UNIT) VALUES Area (mm ²): 593.8 Perimeter (mm): 394.3 Bounding Box - X (mm): -25.8 to 16.7 Bounding Box - Y (mm): -40.4 to 33.6 Centroid - X (mm): 0.0 Centroid - Y (mm): 0.0 Moments of inertia - X (mm ⁴): 238333.8 Moments of inertia - Y (mm ⁴): 72637.9 Product of inertia - XY (mm ⁴): -80370.6 Radii of gyration - X (mm): 20.0 Radii of gyration - Y (mm): 11.1 Principal moments along X-Y (mm ⁴): 270912.1 along [0.9 -0.4] Principal moments along Y-X (mm ⁴): 400593.2 along [0.4 0.9] Elastic Modulus - Zx (mm ³): 1 / y-max= 5904.1 Elastic Modulus - Zy (mm ³): 1 / x-max= 2815.2		MASS PROPERTIES (UNIT) VALUES Area (mm ²): 637.1 Perimeter (mm): 438.5 Bounding Box - X (mm): -53.0 to 53.0 Bounding Box - Y (mm): -24.2 to 25.8 Centroid - X (mm): 0.0 Centroid - Y (mm): 0.0 Moments of inertia - X (mm ⁴): 234517.6 Moments of inertia - Y (mm ⁴): 515573.2 Product of inertia - XY (mm ⁴): 0.0 Radii of gyration - X (mm): 19.2 Radii of gyration - Y (mm): 28.4 Principal moments along X-Y (mm ⁴): 234517.6 along [1.0 0.0] Principal moments along Y-X (mm ⁴): 515573.2 along [0.0 1.0] Elastic Modulus - Zx (mm ³): 1 / y-max= 9105.4 Elastic Modulus - Zy (mm ³): 1 / x-max= 9727.8		MASS PROPERTIES (UNIT) VALUES Area (mm ²): 343.7 Perimeter (mm): 143.2 Bounding Box - X (mm): -4.4 to 3.6 Bounding Box - Y (mm): -24.0 to 24.0 Centroid - X (mm): 0.0 Centroid - Y (mm): 0.0 Moments of inertia - X (mm ⁴): 64737.2 Moments of inertia - Y (mm ⁴): 1509.7 Product of inertia - XY (mm ⁴): 0.0 Radii of gyration - X (mm): 13.7 Radii of gyration - Y (mm): 2.1 Principal moments along X-Y (mm ⁴): 64737.2 along [1.0 0.0] Principal moments along Y-X (mm ⁴): 1509.7 along [0.0 1.0] Elastic Modulus - Zx (mm ³): 1 / y-max= 2697.4 Elastic Modulus - Zy (mm ³): 1 / x-max= 344.2			

NOTE :
 1. ALL DIMENSIONS ARE IN mm.
 2. ALL ELEVATIONS ARE VIEWED FROM OUTSIDE.
 3. ALL DIMENSIONS TO BE VERIFIED ON SITE BEFORE FABRICATION.

LEGEND :
 --- DETAIL MARK NO.
 --- REFER SHEET NO.

1. F.F.L --- FINISHED FLOOR LEVEL
 2. S.F.L --- STRUCTURAL FLOOR LEVEL
 3. (R) --- REVERSED DETAIL

B	18/10/2024	GENERAL REVISED	
A	16/9/2024	GENERAL REVISED	
NO.	DATE	REVISED	BY

CLIENT :
MILLION BASE PROPERTIES LIMITED

ARCHITECT :
WONG TUNG & PARTNERS LIMITED
 ARCHITECTS & PLANNERS

STRUCTURAL ENGINEER :
SWW & ASSOCIATES LTD.
 邵賢偉建築工程師

MAIN CONTRACTOR :
顯利工程有限公司
 HIEN LEE ENGINEERING CO., LTD.

美特鋁質有限公司
MIDI ALUMINIUM FABRICATOR LTD.
 Units 6-8, Sunray Industrial Centre, 1/F
 610 Cha Kwo Ling Road, Kowloon
 Tel: 23489211-4 Fax: (852) 2727666

JOB NO. : J-861

PROJECT :
 PROPOSED RESIDENTIAL
 DEVELOPMENT AT NOS. 3-6
 GLENEALY, CENTRAL, HONG KONG

TITLE :
 SECTION PROPERTIES
 FOR CURTAIN WALL

DATE : 18-Jun.-24 SCALE : 1:2(A1)
 DRAWN BY : Asing CHECKED BY :
 DWG NO. : J861-SD-CW-0006 REV. : B

WONG TUNG & PARTNERS LTD.
 APPROVED
 APPROVED AS NOTED
 APPROVED AS NOTED & RESUBMIT
 RESUBMIT
 NO COMMENT
 REFER OTHER CONSULTANT'S COMMENTS

Reviewed for compliance with the design intent. Comments made shall apply to all similar conditions & details, not just the ones cited. The approval shall not be construed as relieving the contractor for compliance with the contract documents & requirements.
 Reviewed By () Date

C:\Users\381616\OneDrive\Desktop\20250225-861 CURTAIN WALL SHOPDRAWING 3rd SUBMISSION\3-861-SD-CW-0006-0013\SECTION PROPERTIES.dwg, 02/27/25 10:04:38, DWG To PDF.pc3

AH1 --- ALUMINIUM HOLLOW GRADE --- 6063 T6	COATING --- PVF2 COATING	AH2 --- ALUMINIUM HOLLOW GRADE --- 6063 T6	COATING --- PVF2 COATING	AH3 --- ALUMINIUM HOLLOW GRADE --- 6063 T6	COATING --- PVF2 COATING	AH4 --- ALUMINIUM HOLLOW GRADE --- 6063 T6	COATING --- PVF2 COATING	AH5 --- ALUMINIUM HOLLOW GRADE --- 6063 T6	COATING --- PVF2 COATING																																																																																																																																																																
150x50x5mm THK. ALUM. R.H.S.		38x30x2.5mm THK. ALUM. R.H.S.		25x25x2mm THK. ALUM. S.H.S.		25x15x2mm THK. ALUM. R.H.S.		50x25x2mm THK. ALUM. R.H.S.																																																																																																																																																																	
<table border="1"> <thead> <tr><th>MASS PROPERTIES (UNIT)</th><th>VALUES</th></tr> </thead> <tbody> <tr><td>Area (mm²):</td><td>1899.8</td></tr> <tr><td>Perimeter (mm):</td><td>758.8</td></tr> <tr><td>Bounding Box - X (mm):</td><td>-75.0 to 75.0</td></tr> <tr><td>Bounding Box - Y (mm):</td><td>-25.0 to 25.0</td></tr> <tr><td>Centroid - X (mm):</td><td>0.0</td></tr> <tr><td>Centroid - Y (mm):</td><td>0.0</td></tr> <tr><td>Moments of inertia - X (mm⁴):</td><td>815714.1</td></tr> <tr><td>Moments of inertia - Y (mm⁴):</td><td>4914797.8</td></tr> <tr><td>Product of inertia - XY (mm⁴):</td><td>0.0</td></tr> <tr><td>Radii of gyration - X (mm):</td><td>20.7</td></tr> <tr><td>Radii of gyration - Y (mm):</td><td>50.9</td></tr> <tr><td>Principal moments along X-Y (mm⁴):</td><td>815714.1 along [1.0 0.0]</td></tr> <tr><td>Principal moments along Y-X (mm⁴):</td><td>4914797.8 along [0.0 1.0]</td></tr> <tr><td>Elastic Modulus - Zx (mm³):</td><td>1 / y-max= 32628.6</td></tr> <tr><td>Elastic Modulus - Zy (mm³):</td><td>J / x-max= 65530.6</td></tr> </tbody> </table>		MASS PROPERTIES (UNIT)	VALUES	Area (mm ²):	1899.8	Perimeter (mm):	758.8	Bounding Box - X (mm):	-75.0 to 75.0	Bounding Box - Y (mm):	-25.0 to 25.0	Centroid - X (mm):	0.0	Centroid - Y (mm):	0.0	Moments of inertia - X (mm ⁴):	815714.1	Moments of inertia - Y (mm ⁴):	4914797.8	Product of inertia - XY (mm ⁴):	0.0	Radii of gyration - X (mm):	20.7	Radii of gyration - Y (mm):	50.9	Principal moments along X-Y (mm ⁴):	815714.1 along [1.0 0.0]	Principal moments along Y-X (mm ⁴):	4914797.8 along [0.0 1.0]	Elastic Modulus - Zx (mm ³):	1 / y-max= 32628.6	Elastic Modulus - Zy (mm ³):	J / x-max= 65530.6	<table border="1"> <thead> <tr><th>MASS PROPERTIES (UNIT)</th><th>VALUES</th></tr> </thead> <tbody> <tr><td>Area (mm²):</td><td>315.0</td></tr> <tr><td>Perimeter (mm):</td><td>252.0</td></tr> <tr><td>Bounding Box - X (mm):</td><td>-15.0 to 15.0</td></tr> <tr><td>Bounding Box - Y (mm):</td><td>-19.0 to 19.0</td></tr> <tr><td>Centroid - X (mm):</td><td>0.0</td></tr> <tr><td>Centroid - Y (mm):</td><td>0.0</td></tr> <tr><td>Moments of inertia - X (mm⁴):</td><td>62311.3</td></tr> <tr><td>Moments of inertia - Y (mm⁴):</td><td>42531.3</td></tr> <tr><td>Product of inertia - XY (mm⁴):</td><td>0.0</td></tr> <tr><td>Radii of gyration - X (mm):</td><td>14.1</td></tr> <tr><td>Radii of gyration - Y (mm):</td><td>11.6</td></tr> <tr><td>Principal moments along X-Y (mm⁴):</td><td>62311.3 along [1.0 0.0]</td></tr> <tr><td>Principal moments along Y-X (mm⁴):</td><td>42531.3 along [0.0 1.0]</td></tr> <tr><td>Elastic Modulus - Zx (mm³):</td><td>1 / y-max= 3279.5</td></tr> <tr><td>Elastic Modulus - Zy (mm³):</td><td>J / x-max= 2835.4</td></tr> </tbody> </table>		MASS PROPERTIES (UNIT)	VALUES	Area (mm ²):	315.0	Perimeter (mm):	252.0	Bounding Box - X (mm):	-15.0 to 15.0	Bounding Box - Y (mm):	-19.0 to 19.0	Centroid - X (mm):	0.0	Centroid - Y (mm):	0.0	Moments of inertia - X (mm ⁴):	62311.3	Moments of inertia - Y (mm ⁴):	42531.3	Product of inertia - XY (mm ⁴):	0.0	Radii of gyration - X (mm):	14.1	Radii of gyration - Y (mm):	11.6	Principal moments along X-Y (mm ⁴):	62311.3 along [1.0 0.0]	Principal moments along Y-X (mm ⁴):	42531.3 along [0.0 1.0]	Elastic Modulus - Zx (mm ³):	1 / y-max= 3279.5	Elastic Modulus - Zy (mm ³):	J / x-max= 2835.4	<table border="1"> <thead> <tr><th>MASS PROPERTIES (UNIT)</th><th>VALUES</th></tr> </thead> <tbody> <tr><td>Area (mm²):</td><td>184.0</td></tr> <tr><td>Perimeter (mm):</td><td>184.0</td></tr> <tr><td>Bounding Box - X (mm):</td><td>-12.5 to 12.5</td></tr> <tr><td>Bounding Box - Y (mm):</td><td>-12.5 to 12.5</td></tr> <tr><td>Centroid - X (mm):</td><td>0.0</td></tr> <tr><td>Centroid - Y (mm):</td><td>0.0</td></tr> <tr><td>Moments of inertia - X (mm⁴):</td><td>16345.3</td></tr> <tr><td>Moments of inertia - Y (mm⁴):</td><td>16345.3</td></tr> <tr><td>Product of inertia - XY (mm⁴):</td><td>0.0</td></tr> <tr><td>Radii of gyration - X (mm):</td><td>9.4</td></tr> <tr><td>Radii of gyration - Y (mm):</td><td>9.4</td></tr> <tr><td>Principal moments along X-Y (mm⁴):</td><td>16345.3 along [0.9 0.4]</td></tr> <tr><td>Principal moments along Y-X (mm⁴):</td><td>16345.3 along [-0.4 0.9]</td></tr> <tr><td>Elastic Modulus - Zx (mm³):</td><td>1 / y-max= 1307.6</td></tr> <tr><td>Elastic Modulus - Zy (mm³):</td><td>J / x-max= 1307.6</td></tr> </tbody> </table>		MASS PROPERTIES (UNIT)	VALUES	Area (mm ²):	184.0	Perimeter (mm):	184.0	Bounding Box - X (mm):	-12.5 to 12.5	Bounding Box - Y (mm):	-12.5 to 12.5	Centroid - X (mm):	0.0	Centroid - Y (mm):	0.0	Moments of inertia - X (mm ⁴):	16345.3	Moments of inertia - Y (mm ⁴):	16345.3	Product of inertia - XY (mm ⁴):	0.0	Radii of gyration - X (mm):	9.4	Radii of gyration - Y (mm):	9.4	Principal moments along X-Y (mm ⁴):	16345.3 along [0.9 0.4]	Principal moments along Y-X (mm ⁴):	16345.3 along [-0.4 0.9]	Elastic Modulus - Zx (mm ³):	1 / y-max= 1307.6	Elastic Modulus - Zy (mm ³):	J / x-max= 1307.6	<table border="1"> <thead> <tr><th>MASS PROPERTIES (UNIT)</th><th>VALUES</th></tr> </thead> <tbody> <tr><td>Area (mm²):</td><td>144.0</td></tr> <tr><td>Perimeter (mm):</td><td>144.0</td></tr> <tr><td>Bounding Box - X (mm):</td><td>-12.5 to 12.5</td></tr> <tr><td>Bounding Box - Y (mm):</td><td>-7.5 to 7.5</td></tr> <tr><td>Centroid - X (mm):</td><td>0.0</td></tr> <tr><td>Centroid - Y (mm):</td><td>0.0</td></tr> <tr><td>Moments of inertia - X (mm⁴):</td><td>4702.0</td></tr> <tr><td>Moments of inertia - Y (mm⁴):</td><td>11042.0</td></tr> <tr><td>Product of inertia - XY (mm⁴):</td><td>0.0</td></tr> <tr><td>Radii of gyration - X (mm):</td><td>5.7</td></tr> <tr><td>Radii of gyration - Y (mm):</td><td>8.8</td></tr> <tr><td>Principal moments along X-Y (mm⁴):</td><td>4702.0 along [1.0 0.0]</td></tr> <tr><td>Principal moments along Y-X (mm⁴):</td><td>11042.0 along [0.0 1.0]</td></tr> <tr><td>Elastic Modulus - Zx (mm³):</td><td>1 / y-max= 626.9</td></tr> <tr><td>Elastic Modulus - Zy (mm³):</td><td>J / x-max= 883.4</td></tr> </tbody> </table>		MASS PROPERTIES (UNIT)	VALUES	Area (mm ²):	144.0	Perimeter (mm):	144.0	Bounding Box - X (mm):	-12.5 to 12.5	Bounding Box - Y (mm):	-7.5 to 7.5	Centroid - X (mm):	0.0	Centroid - Y (mm):	0.0	Moments of inertia - X (mm ⁴):	4702.0	Moments of inertia - Y (mm ⁴):	11042.0	Product of inertia - XY (mm ⁴):	0.0	Radii of gyration - X (mm):	5.7	Radii of gyration - Y (mm):	8.8	Principal moments along X-Y (mm ⁴):	4702.0 along [1.0 0.0]	Principal moments along Y-X (mm ⁴):	11042.0 along [0.0 1.0]	Elastic Modulus - Zx (mm ³):	1 / y-max= 626.9	Elastic Modulus - Zy (mm ³):	J / x-max= 883.4	<table border="1"> <thead> <tr><th>MASS PROPERTIES (UNIT)</th><th>VALUES</th></tr> </thead> <tbody> <tr><td>Area (mm²):</td><td>284.0</td></tr> <tr><td>Perimeter (mm):</td><td>284.0</td></tr> <tr><td>Bounding Box - X (mm):</td><td>-12.5 to 12.5</td></tr> <tr><td>Bounding Box - Y (mm):</td><td>-25.0 to 25.0</td></tr> <tr><td>Centroid - X (mm):</td><td>0.0</td></tr> <tr><td>Centroid - Y (mm):</td><td>0.0</td></tr> <tr><td>Moments of inertia - X (mm⁴):</td><td>90078.7</td></tr> <tr><td>Moments of inertia - Y (mm⁴):</td><td>29603.6</td></tr> <tr><td>Product of inertia - XY (mm⁴):</td><td>0.0</td></tr> <tr><td>Radii of gyration - X (mm):</td><td>17.8</td></tr> <tr><td>Radii of gyration - Y (mm):</td><td>10.2</td></tr> <tr><td>Principal moments along X-Y (mm⁴):</td><td>90078.7 along [1.0 0.0]</td></tr> <tr><td>Principal moments along Y-X (mm⁴):</td><td>29603.6 along [0.0 1.0]</td></tr> <tr><td>Elastic Modulus - Zx (mm³):</td><td>1 / y-max= 3603.1</td></tr> <tr><td>Elastic Modulus - Zy (mm³):</td><td>J / x-max= 2368.3</td></tr> </tbody> </table>		MASS PROPERTIES (UNIT)	VALUES	Area (mm ²):	284.0	Perimeter (mm):	284.0	Bounding Box - X (mm):	-12.5 to 12.5	Bounding Box - Y (mm):	-25.0 to 25.0	Centroid - X (mm):	0.0	Centroid - Y (mm):	0.0	Moments of inertia - X (mm ⁴):	90078.7	Moments of inertia - Y (mm ⁴):	29603.6	Product of inertia - XY (mm ⁴):	0.0	Radii of gyration - X (mm):	17.8	Radii of gyration - Y (mm):	10.2	Principal moments along X-Y (mm ⁴):	90078.7 along [1.0 0.0]	Principal moments along Y-X (mm ⁴):	29603.6 along [0.0 1.0]	Elastic Modulus - Zx (mm ³):	1 / y-max= 3603.1	Elastic Modulus - Zy (mm ³):	J / x-max= 2368.3
MASS PROPERTIES (UNIT)	VALUES																																																																																																																																																																								
Area (mm ²):	1899.8																																																																																																																																																																								
Perimeter (mm):	758.8																																																																																																																																																																								
Bounding Box - X (mm):	-75.0 to 75.0																																																																																																																																																																								
Bounding Box - Y (mm):	-25.0 to 25.0																																																																																																																																																																								
Centroid - X (mm):	0.0																																																																																																																																																																								
Centroid - Y (mm):	0.0																																																																																																																																																																								
Moments of inertia - X (mm ⁴):	815714.1																																																																																																																																																																								
Moments of inertia - Y (mm ⁴):	4914797.8																																																																																																																																																																								
Product of inertia - XY (mm ⁴):	0.0																																																																																																																																																																								
Radii of gyration - X (mm):	20.7																																																																																																																																																																								
Radii of gyration - Y (mm):	50.9																																																																																																																																																																								
Principal moments along X-Y (mm ⁴):	815714.1 along [1.0 0.0]																																																																																																																																																																								
Principal moments along Y-X (mm ⁴):	4914797.8 along [0.0 1.0]																																																																																																																																																																								
Elastic Modulus - Zx (mm ³):	1 / y-max= 32628.6																																																																																																																																																																								
Elastic Modulus - Zy (mm ³):	J / x-max= 65530.6																																																																																																																																																																								
MASS PROPERTIES (UNIT)	VALUES																																																																																																																																																																								
Area (mm ²):	315.0																																																																																																																																																																								
Perimeter (mm):	252.0																																																																																																																																																																								
Bounding Box - X (mm):	-15.0 to 15.0																																																																																																																																																																								
Bounding Box - Y (mm):	-19.0 to 19.0																																																																																																																																																																								
Centroid - X (mm):	0.0																																																																																																																																																																								
Centroid - Y (mm):	0.0																																																																																																																																																																								
Moments of inertia - X (mm ⁴):	62311.3																																																																																																																																																																								
Moments of inertia - Y (mm ⁴):	42531.3																																																																																																																																																																								
Product of inertia - XY (mm ⁴):	0.0																																																																																																																																																																								
Radii of gyration - X (mm):	14.1																																																																																																																																																																								
Radii of gyration - Y (mm):	11.6																																																																																																																																																																								
Principal moments along X-Y (mm ⁴):	62311.3 along [1.0 0.0]																																																																																																																																																																								
Principal moments along Y-X (mm ⁴):	42531.3 along [0.0 1.0]																																																																																																																																																																								
Elastic Modulus - Zx (mm ³):	1 / y-max= 3279.5																																																																																																																																																																								
Elastic Modulus - Zy (mm ³):	J / x-max= 2835.4																																																																																																																																																																								
MASS PROPERTIES (UNIT)	VALUES																																																																																																																																																																								
Area (mm ²):	184.0																																																																																																																																																																								
Perimeter (mm):	184.0																																																																																																																																																																								
Bounding Box - X (mm):	-12.5 to 12.5																																																																																																																																																																								
Bounding Box - Y (mm):	-12.5 to 12.5																																																																																																																																																																								
Centroid - X (mm):	0.0																																																																																																																																																																								
Centroid - Y (mm):	0.0																																																																																																																																																																								
Moments of inertia - X (mm ⁴):	16345.3																																																																																																																																																																								
Moments of inertia - Y (mm ⁴):	16345.3																																																																																																																																																																								
Product of inertia - XY (mm ⁴):	0.0																																																																																																																																																																								
Radii of gyration - X (mm):	9.4																																																																																																																																																																								
Radii of gyration - Y (mm):	9.4																																																																																																																																																																								
Principal moments along X-Y (mm ⁴):	16345.3 along [0.9 0.4]																																																																																																																																																																								
Principal moments along Y-X (mm ⁴):	16345.3 along [-0.4 0.9]																																																																																																																																																																								
Elastic Modulus - Zx (mm ³):	1 / y-max= 1307.6																																																																																																																																																																								
Elastic Modulus - Zy (mm ³):	J / x-max= 1307.6																																																																																																																																																																								
MASS PROPERTIES (UNIT)	VALUES																																																																																																																																																																								
Area (mm ²):	144.0																																																																																																																																																																								
Perimeter (mm):	144.0																																																																																																																																																																								
Bounding Box - X (mm):	-12.5 to 12.5																																																																																																																																																																								
Bounding Box - Y (mm):	-7.5 to 7.5																																																																																																																																																																								
Centroid - X (mm):	0.0																																																																																																																																																																								
Centroid - Y (mm):	0.0																																																																																																																																																																								
Moments of inertia - X (mm ⁴):	4702.0																																																																																																																																																																								
Moments of inertia - Y (mm ⁴):	11042.0																																																																																																																																																																								
Product of inertia - XY (mm ⁴):	0.0																																																																																																																																																																								
Radii of gyration - X (mm):	5.7																																																																																																																																																																								
Radii of gyration - Y (mm):	8.8																																																																																																																																																																								
Principal moments along X-Y (mm ⁴):	4702.0 along [1.0 0.0]																																																																																																																																																																								
Principal moments along Y-X (mm ⁴):	11042.0 along [0.0 1.0]																																																																																																																																																																								
Elastic Modulus - Zx (mm ³):	1 / y-max= 626.9																																																																																																																																																																								
Elastic Modulus - Zy (mm ³):	J / x-max= 883.4																																																																																																																																																																								
MASS PROPERTIES (UNIT)	VALUES																																																																																																																																																																								
Area (mm ²):	284.0																																																																																																																																																																								
Perimeter (mm):	284.0																																																																																																																																																																								
Bounding Box - X (mm):	-12.5 to 12.5																																																																																																																																																																								
Bounding Box - Y (mm):	-25.0 to 25.0																																																																																																																																																																								
Centroid - X (mm):	0.0																																																																																																																																																																								
Centroid - Y (mm):	0.0																																																																																																																																																																								
Moments of inertia - X (mm ⁴):	90078.7																																																																																																																																																																								
Moments of inertia - Y (mm ⁴):	29603.6																																																																																																																																																																								
Product of inertia - XY (mm ⁴):	0.0																																																																																																																																																																								
Radii of gyration - X (mm):	17.8																																																																																																																																																																								
Radii of gyration - Y (mm):	10.2																																																																																																																																																																								
Principal moments along X-Y (mm ⁴):	90078.7 along [1.0 0.0]																																																																																																																																																																								
Principal moments along Y-X (mm ⁴):	29603.6 along [0.0 1.0]																																																																																																																																																																								
Elastic Modulus - Zx (mm ³):	1 / y-max= 3603.1																																																																																																																																																																								
Elastic Modulus - Zy (mm ³):	J / x-max= 2368.3																																																																																																																																																																								

AH6 --- ALUMINIUM HOLLOW GRADE --- 6063 T6	COATING --- PVF2 COATING	AC1 --- ALUMINIUM CHANNEL GRADE --- 6063 T6	COATING --- ALODINE	AC2 --- ALUMINIUM CHANNEL GRADE --- 6063 T6	COATING --- ALODINE	AC3 --- ALUMINIUM CHANNEL GRADE --- 6063 T6	COATING --- ALODINE																																																																																																																																
30x25x2mm THK. ALUM. R.H.S.																																																																																																																																							
<table border="1"> <thead> <tr><th>MASS PROPERTIES (UNIT)</th><th>VALUES</th></tr> </thead> <tbody> <tr><td>Area (mm²):</td><td>204.0</td></tr> <tr><td>Perimeter (mm):</td><td>204.0</td></tr> <tr><td>Bounding Box - X (mm):</td><td>-12.5 to 12.5</td></tr> <tr><td>Bounding Box - Y (mm):</td><td>-15.0 to 15.0</td></tr> <tr><td>Centroid - X (mm):</td><td>0.0</td></tr> <tr><td>Centroid - Y (mm):</td><td>0.0</td></tr> <tr><td>Moments of inertia - X (mm⁴):</td><td>25492.0</td></tr> <tr><td>Moments of inertia - Y (mm⁴):</td><td>18997.0</td></tr> <tr><td>Product of inertia - XY (mm⁴):</td><td>0.0</td></tr> <tr><td>Radii of gyration - X (mm):</td><td>11.2</td></tr> <tr><td>Radii of gyration - Y (mm):</td><td>9.7</td></tr> <tr><td>Principal moments along X-Y (mm⁴):</td><td>25492.0 along [1.0 0.0]</td></tr> <tr><td>Principal moments along Y-X (mm⁴):</td><td>18997.0 along [0.0 1.0]</td></tr> <tr><td>Elastic Modulus - Zx (mm³):</td><td>1 / y-max= 1699.5</td></tr> <tr><td>Elastic Modulus - Zy (mm³):</td><td>J / x-max= 1519.8</td></tr> </tbody> </table>		MASS PROPERTIES (UNIT)	VALUES	Area (mm ²):	204.0	Perimeter (mm):	204.0	Bounding Box - X (mm):	-12.5 to 12.5	Bounding Box - Y (mm):	-15.0 to 15.0	Centroid - X (mm):	0.0	Centroid - Y (mm):	0.0	Moments of inertia - X (mm ⁴):	25492.0	Moments of inertia - Y (mm ⁴):	18997.0	Product of inertia - XY (mm ⁴):	0.0	Radii of gyration - X (mm):	11.2	Radii of gyration - Y (mm):	9.7	Principal moments along X-Y (mm ⁴):	25492.0 along [1.0 0.0]	Principal moments along Y-X (mm ⁴):	18997.0 along [0.0 1.0]	Elastic Modulus - Zx (mm ³):	1 / y-max= 1699.5	Elastic Modulus - Zy (mm ³):	J / x-max= 1519.8	<table border="1"> <thead> <tr><th>MASS PROPERTIES (UNIT)</th><th>VALUES</th></tr> </thead> <tbody> <tr><td>Area (mm²):</td><td>292.3</td></tr> <tr><td>Perimeter (mm):</td><td>199.4</td></tr> <tr><td>Bounding Box - X (mm):</td><td>-14.0 to 21.0</td></tr> <tr><td>Bounding Box - Y (mm):</td><td>-17.0 to 17.0</td></tr> <tr><td>Centroid - X (mm):</td><td>0.0</td></tr> <tr><td>Centroid - Y (mm):</td><td>0.0</td></tr> <tr><td>Moments of inertia - X (mm⁴):</td><td>45653.6</td></tr> <tr><td>Moments of inertia - Y (mm⁴):</td><td>37925.0</td></tr> <tr><td>Product of inertia - XY (mm⁴):</td><td>0.0</td></tr> <tr><td>Radii of gyration - X (mm):</td><td>12.5</td></tr> <tr><td>Radii of gyration - Y (mm):</td><td>11.4</td></tr> <tr><td>Principal moments along X-Y (mm⁴):</td><td>45653.6 along [1.0 0.0]</td></tr> <tr><td>Principal moments along Y-X (mm⁴):</td><td>37925.0 along [0.0 1.0]</td></tr> <tr><td>Elastic Modulus - Zx (mm³):</td><td>1 / y-max= 2685.5</td></tr> <tr><td>Elastic Modulus - Zy (mm³):</td><td>J / x-max= 1805.7</td></tr> </tbody> </table>		MASS PROPERTIES (UNIT)	VALUES	Area (mm ²):	292.3	Perimeter (mm):	199.4	Bounding Box - X (mm):	-14.0 to 21.0	Bounding Box - Y (mm):	-17.0 to 17.0	Centroid - X (mm):	0.0	Centroid - Y (mm):	0.0	Moments of inertia - X (mm ⁴):	45653.6	Moments of inertia - Y (mm ⁴):	37925.0	Product of inertia - XY (mm ⁴):	0.0	Radii of gyration - X (mm):	12.5	Radii of gyration - Y (mm):	11.4	Principal moments along X-Y (mm ⁴):	45653.6 along [1.0 0.0]	Principal moments along Y-X (mm ⁴):	37925.0 along [0.0 1.0]	Elastic Modulus - Zx (mm ³):	1 / y-max= 2685.5	Elastic Modulus - Zy (mm ³):	J / x-max= 1805.7	<table border="1"> <thead> <tr><th>MASS PROPERTIES (UNIT)</th><th>VALUES</th></tr> </thead> <tbody> <tr><td>Area (mm²):</td><td>356.8</td></tr> <tr><td>Perimeter (mm):</td><td>242.4</td></tr> <tr><td>Bounding Box - X (mm):</td><td>-21.2 to 40.3</td></tr> <tr><td>Bounding Box - Y (mm):</td><td>-20.6 to 13.4</td></tr> <tr><td>Centroid - X (mm):</td><td>0.0</td></tr> <tr><td>Centroid - Y (mm):</td><td>0.0</td></tr> <tr><td>Moments of inertia - X (mm⁴):</td><td>52895.4</td></tr> <tr><td>Moments of inertia - Y (mm⁴):</td><td>119642.9</td></tr> <tr><td>Product of inertia - XY (mm⁴):</td><td>-34573.3</td></tr> <tr><td>Radii of gyration - X (mm):</td><td>12.5</td></tr> <tr><td>Radii of gyration - Y (mm):</td><td>18.3</td></tr> <tr><td>Principal moments along X-Y (mm⁴):</td><td>38215.8 along [0.9 0.4]</td></tr> <tr><td>Principal moments along Y-X (mm⁴):</td><td>134322.4 along [-0.4 0.9]</td></tr> <tr><td>Elastic Modulus - Zx (mm³):</td><td>1 / y-max= 2570.8</td></tr> <tr><td>Elastic Modulus - Zy (mm³):</td><td>J / x-max= 2966.0</td></tr> </tbody> </table>		MASS PROPERTIES (UNIT)	VALUES	Area (mm ²):	356.8	Perimeter (mm):	242.4	Bounding Box - X (mm):	-21.2 to 40.3	Bounding Box - Y (mm):	-20.6 to 13.4	Centroid - X (mm):	0.0	Centroid - Y (mm):	0.0	Moments of inertia - X (mm ⁴):	52895.4	Moments of inertia - Y (mm ⁴):	119642.9	Product of inertia - XY (mm ⁴):	-34573.3	Radii of gyration - X (mm):	12.5	Radii of gyration - Y (mm):	18.3	Principal moments along X-Y (mm ⁴):	38215.8 along [0.9 0.4]	Principal moments along Y-X (mm ⁴):	134322.4 along [-0.4 0.9]	Elastic Modulus - Zx (mm ³):	1 / y-max= 2570.8	Elastic Modulus - Zy (mm ³):	J / x-max= 2966.0	<table border="1"> <thead> <tr><th>MASS PROPERTIES (UNIT)</th><th>VALUES</th></tr> </thead> <tbody> <tr><td>Area (mm²):</td><td>262.9</td></tr> <tr><td>Perimeter (mm):</td><td>179.7</td></tr> <tr><td>Bounding Box - X (mm):</td><td>-9.8 to 18.7</td></tr> <tr><td>Bounding Box - Y (mm):</td><td>-18.4 to 18.4</td></tr> <tr><td>Centroid - X (mm):</td><td>0.0</td></tr> <tr><td>Centroid - Y (mm):</td><td>0.0</td></tr> <tr><td>Moments of inertia - X (mm⁴):</td><td>55841.3</td></tr> <tr><td>Moments of inertia - Y (mm⁴):</td><td>21295.1</td></tr> <tr><td>Product of inertia - XY (mm⁴):</td><td>0.0</td></tr> <tr><td>Radii of gyration - X (mm):</td><td>14.6</td></tr> <tr><td>Radii of gyration - Y (mm):</td><td>9.0</td></tr> <tr><td>Principal moments along X-Y (mm⁴):</td><td>55841.3 along [1.0 0.0]</td></tr> <tr><td>Principal moments along Y-X (mm⁴):</td><td>21295.1 along [0.0 1.0]</td></tr> <tr><td>Elastic Modulus - Zx (mm³):</td><td>1 / y-max= 3043.1</td></tr> <tr><td>Elastic Modulus - Zy (mm³):</td><td>J / x-max= 1137.1</td></tr> </tbody> </table>		MASS PROPERTIES (UNIT)	VALUES	Area (mm ²):	262.9	Perimeter (mm):	179.7	Bounding Box - X (mm):	-9.8 to 18.7	Bounding Box - Y (mm):	-18.4 to 18.4	Centroid - X (mm):	0.0	Centroid - Y (mm):	0.0	Moments of inertia - X (mm ⁴):	55841.3	Moments of inertia - Y (mm ⁴):	21295.1	Product of inertia - XY (mm ⁴):	0.0	Radii of gyration - X (mm):	14.6	Radii of gyration - Y (mm):	9.0	Principal moments along X-Y (mm ⁴):	55841.3 along [1.0 0.0]	Principal moments along Y-X (mm ⁴):	21295.1 along [0.0 1.0]	Elastic Modulus - Zx (mm ³):	1 / y-max= 3043.1	Elastic Modulus - Zy (mm ³):	J / x-max= 1137.1
MASS PROPERTIES (UNIT)	VALUES																																																																																																																																						
Area (mm ²):	204.0																																																																																																																																						
Perimeter (mm):	204.0																																																																																																																																						
Bounding Box - X (mm):	-12.5 to 12.5																																																																																																																																						
Bounding Box - Y (mm):	-15.0 to 15.0																																																																																																																																						
Centroid - X (mm):	0.0																																																																																																																																						
Centroid - Y (mm):	0.0																																																																																																																																						
Moments of inertia - X (mm ⁴):	25492.0																																																																																																																																						
Moments of inertia - Y (mm ⁴):	18997.0																																																																																																																																						
Product of inertia - XY (mm ⁴):	0.0																																																																																																																																						
Radii of gyration - X (mm):	11.2																																																																																																																																						
Radii of gyration - Y (mm):	9.7																																																																																																																																						
Principal moments along X-Y (mm ⁴):	25492.0 along [1.0 0.0]																																																																																																																																						
Principal moments along Y-X (mm ⁴):	18997.0 along [0.0 1.0]																																																																																																																																						
Elastic Modulus - Zx (mm ³):	1 / y-max= 1699.5																																																																																																																																						
Elastic Modulus - Zy (mm ³):	J / x-max= 1519.8																																																																																																																																						
MASS PROPERTIES (UNIT)	VALUES																																																																																																																																						
Area (mm ²):	292.3																																																																																																																																						
Perimeter (mm):	199.4																																																																																																																																						
Bounding Box - X (mm):	-14.0 to 21.0																																																																																																																																						
Bounding Box - Y (mm):	-17.0 to 17.0																																																																																																																																						
Centroid - X (mm):	0.0																																																																																																																																						
Centroid - Y (mm):	0.0																																																																																																																																						
Moments of inertia - X (mm ⁴):	45653.6																																																																																																																																						
Moments of inertia - Y (mm ⁴):	37925.0																																																																																																																																						
Product of inertia - XY (mm ⁴):	0.0																																																																																																																																						
Radii of gyration - X (mm):	12.5																																																																																																																																						
Radii of gyration - Y (mm):	11.4																																																																																																																																						
Principal moments along X-Y (mm ⁴):	45653.6 along [1.0 0.0]																																																																																																																																						
Principal moments along Y-X (mm ⁴):	37925.0 along [0.0 1.0]																																																																																																																																						
Elastic Modulus - Zx (mm ³):	1 / y-max= 2685.5																																																																																																																																						
Elastic Modulus - Zy (mm ³):	J / x-max= 1805.7																																																																																																																																						
MASS PROPERTIES (UNIT)	VALUES																																																																																																																																						
Area (mm ²):	356.8																																																																																																																																						
Perimeter (mm):	242.4																																																																																																																																						
Bounding Box - X (mm):	-21.2 to 40.3																																																																																																																																						
Bounding Box - Y (mm):	-20.6 to 13.4																																																																																																																																						
Centroid - X (mm):	0.0																																																																																																																																						
Centroid - Y (mm):	0.0																																																																																																																																						
Moments of inertia - X (mm ⁴):	52895.4																																																																																																																																						
Moments of inertia - Y (mm ⁴):	119642.9																																																																																																																																						
Product of inertia - XY (mm ⁴):	-34573.3																																																																																																																																						
Radii of gyration - X (mm):	12.5																																																																																																																																						
Radii of gyration - Y (mm):	18.3																																																																																																																																						
Principal moments along X-Y (mm ⁴):	38215.8 along [0.9 0.4]																																																																																																																																						
Principal moments along Y-X (mm ⁴):	134322.4 along [-0.4 0.9]																																																																																																																																						
Elastic Modulus - Zx (mm ³):	1 / y-max= 2570.8																																																																																																																																						
Elastic Modulus - Zy (mm ³):	J / x-max= 2966.0																																																																																																																																						
MASS PROPERTIES (UNIT)	VALUES																																																																																																																																						
Area (mm ²):	262.9																																																																																																																																						
Perimeter (mm):	179.7																																																																																																																																						
Bounding Box - X (mm):	-9.8 to 18.7																																																																																																																																						
Bounding Box - Y (mm):	-18.4 to 18.4																																																																																																																																						
Centroid - X (mm):	0.0																																																																																																																																						
Centroid - Y (mm):	0.0																																																																																																																																						
Moments of inertia - X (mm ⁴):	55841.3																																																																																																																																						
Moments of inertia - Y (mm ⁴):	21295.1																																																																																																																																						
Product of inertia - XY (mm ⁴):	0.0																																																																																																																																						
Radii of gyration - X (mm):	14.6																																																																																																																																						
Radii of gyration - Y (mm):	9.0																																																																																																																																						
Principal moments along X-Y (mm ⁴):	55841.3 along [1.0 0.0]																																																																																																																																						
Principal moments along Y-X (mm ⁴):	21295.1 along [0.0 1.0]																																																																																																																																						
Elastic Modulus - Zx (mm ³):	1 / y-max= 3043.1																																																																																																																																						
Elastic Modulus - Zy (mm ³):	J / x-max= 1137.1																																																																																																																																						

BK1 --- 200x125x18mm THK. ANGLE BRACKET GRADE --- 6061-T6	COATING --- ALODINE	BK2 --- 260x125x20mm THK. ANGLE BRACKET GRADE --- 6061-T6	COATING --- ALODINE	ALUM. BK1 --- 200x125x15mm THK. ANGLE BRACKET GRADE --- 6061-T6	COATING --- ALODINE																																																																																																
<table border="1"> <thead> <tr><th>MASS PROPERTIES (UNIT)</th><th>VALUES</th></tr> </thead> <tbody> <tr><td>Area (mm²):</td><td>5864.3</td></tr> <tr><td>Perimeter (mm):</td><td>728.7</td></tr> <tr><td>Bounding Box - X (mm):</td><td>-69.6 to 130.4</td></tr> <tr><td>Bounding Box - Y (mm):</td><td>-94.2 to 30.8</td></tr> <tr><td>Centroid - X (mm):</td><td>0.0</td></tr> <tr><td>Centroid - Y (mm):</td><td>0.0</td></tr> <tr><td>Moments of inertia - X (mm⁴):</td><td>7068552.5</td></tr> <tr><td>Moments of inertia - Y (mm⁴):</td><td>23806213.0</td></tr> <tr><td>Product of inertia - XY (mm⁴):</td><td>-7431296.5</td></tr> <tr><td>Radii of gyration - X (mm):</td><td>34.7</td></tr> <tr><td>Radii of gyration - Y (mm):</td><td>63.7</td></tr> <tr><td>Principal moments along X-Y (mm⁴):</td><td>4245354.9 along [0.9 0.4]</td></tr> <tr><td>Principal moments along Y-X (mm⁴):</td><td>26629410.6 along [-0.4 0.9]</td></tr> <tr><td>Elastic Modulus - Zx (mm³):</td><td>1 / y-max= 75020.7</td></tr> <tr><td>Elastic Modulus - Zy (mm³):</td><td>J / x-max= 182581.5</td></tr> </tbody> </table>		MASS PROPERTIES (UNIT)	VALUES	Area (mm ²):	5864.3	Perimeter (mm):	728.7	Bounding Box - X (mm):	-69.6 to 130.4	Bounding Box - Y (mm):	-94.2 to 30.8	Centroid - X (mm):	0.0	Centroid - Y (mm):	0.0	Moments of inertia - X (mm ⁴):	7068552.5	Moments of inertia - Y (mm ⁴):	23806213.0	Product of inertia - XY (mm ⁴):	-7431296.5	Radii of gyration - X (mm):	34.7	Radii of gyration - Y (mm):	63.7	Principal moments along X-Y (mm ⁴):	4245354.9 along [0.9 0.4]	Principal moments along Y-X (mm ⁴):	26629410.6 along [-0.4 0.9]	Elastic Modulus - Zx (mm ³):	1 / y-max= 75020.7	Elastic Modulus - Zy (mm ³):	J / x-max= 182581.5	<table border="1"> <thead> <tr><th>MASS PROPERTIES (UNIT)</th><th>VALUES</th></tr> </thead> <tbody> <tr><td>Area (mm²):</td><td>7721.3</td></tr> <tr><td>Perimeter (mm):</td><td>845.4</td></tr> <tr><td>Bounding Box - X (mm):</td><td>-96.9 to 163.0</td></tr> <tr><td>Bounding Box - Y (mm):</td><td>-96.9 to 28.1</td></tr> <tr><td>Centroid - X (mm):</td><td>0.0</td></tr> <tr><td>Centroid - Y (mm):</td><td>0.0</td></tr> <tr><td>Moments of inertia - X (mm⁴):</td><td>8176693.1</td></tr> <tr><td>Moments of inertia - Y (mm⁴):</td><td>53679690.0</td></tr> <tr><td>Product of inertia - XY (mm⁴):</td><td>-11592446.6</td></tr> <tr><td>Radii of gyration - X (mm):</td><td>32.5</td></tr> <tr><td>Radii of gyration - Y (mm):</td><td>83.4</td></tr> <tr><td>Principal moments along X-Y (mm⁴):</td><td>5393597.4 along [1.0 0.2]</td></tr> <tr><td>Principal moments along Y-X (mm⁴):</td><td>56462785.7 along [-0.2 1.0]</td></tr> <tr><td>Elastic Modulus - Zx (mm³):</td><td>1 / y-max= 84371.9</td></tr> <tr><td>Elastic Modulus - Zy (mm³):</td><td>J / x-max= 329229.8</td></tr> </tbody> </table>		MASS PROPERTIES (UNIT)	VALUES	Area (mm ²):	7721.3	Perimeter (mm):	845.4	Bounding Box - X (mm):	-96.9 to 163.0	Bounding Box - Y (mm):	-96.9 to 28.1	Centroid - X (mm):	0.0	Centroid - Y (mm):	0.0	Moments of inertia - X (mm ⁴):	8176693.1	Moments of inertia - Y (mm ⁴):	53679690.0	Product of inertia - XY (mm ⁴):	-11592446.6	Radii of gyration - X (mm):	32.5	Radii of gyration - Y (mm):	83.4	Principal moments along X-Y (mm ⁴):	5393597.4 along [1.0 0.2]	Principal moments along Y-X (mm ⁴):	56462785.7 along [-0.2 1.0]	Elastic Modulus - Zx (mm ³):	1 / y-max= 84371.9	Elastic Modulus - Zy (mm ³):	J / x-max= 329229.8	<table border="1"> <thead> <tr><th>MASS PROPERTIES (UNIT)</th><th>VALUES</th></tr> </thead> <tbody> <tr><td>Area (mm²):</td><td>5062.7</td></tr> <tr><td>Perimeter (mm):</td><td>777.4</td></tr> <tr><td>Bounding Box - X (mm):</td><td>-128.9 to 143.4</td></tr> <tr><td>Bounding Box - Y (mm):</td><td>-95.4 to 42.2</td></tr> <tr><td>Centroid - X (mm):</td><td>0.0</td></tr> <tr><td>Centroid - Y (mm):</td><td>0.0</td></tr> <tr><td>Moments of inertia - X (mm⁴):</td><td>8589498.6</td></tr> <tr><td>Moments of inertia - Y (mm⁴):</td><td>30139455.1</td></tr> <tr><td>Product of inertia - XY (mm⁴):</td><td>-14097466.3</td></tr> <tr><td>Radii of gyration - X (mm):</td><td>41.2</td></tr> <tr><td>Radii of gyration - Y (mm):</td><td>77.2</td></tr> <tr><td>Principal moments along X-Y (mm⁴):</td><td>1620781.8 along [0.9 0.4]</td></tr> <tr><td>Principal moments along Y-X (mm⁴):</td><td>37108171.9 along [-0.4 0.9]</td></tr> <tr><td>Elastic Modulus - Zx (mm³):</td><td>1 / y-max= 90068.2</td></tr> <tr><td>Elastic Modulus - Zy (mm³):</td><td>J / x-max= 210241.8</td></tr> </tbody> </table>		MASS PROPERTIES (UNIT)	VALUES	Area (mm ²):	5062.7	Perimeter (mm):	777.4	Bounding Box - X (mm):	-128.9 to 143.4	Bounding Box - Y (mm):	-95.4 to 42.2	Centroid - X (mm):	0.0	Centroid - Y (mm):	0.0	Moments of inertia - X (mm ⁴):	8589498.6	Moments of inertia - Y (mm ⁴):	30139455.1	Product of inertia - XY (mm ⁴):	-14097466.3	Radii of gyration - X (mm):	41.2	Radii of gyration - Y (mm):	77.2	Principal moments along X-Y (mm ⁴):	1620781.8 along [0.9 0.4]	Principal moments along Y-X (mm ⁴):	37108171.9 along [-0.4 0.9]	Elastic Modulus - Zx (mm ³):	1 / y-max= 90068.2	Elastic Modulus - Zy (mm ³):	J / x-max= 210241.8
MASS PROPERTIES (UNIT)	VALUES																																																																																																				
Area (mm ²):	5864.3																																																																																																				
Perimeter (mm):	728.7																																																																																																				
Bounding Box - X (mm):	-69.6 to 130.4																																																																																																				
Bounding Box - Y (mm):	-94.2 to 30.8																																																																																																				
Centroid - X (mm):	0.0																																																																																																				
Centroid - Y (mm):	0.0																																																																																																				
Moments of inertia - X (mm ⁴):	7068552.5																																																																																																				
Moments of inertia - Y (mm ⁴):	23806213.0																																																																																																				
Product of inertia - XY (mm ⁴):	-7431296.5																																																																																																				
Radii of gyration - X (mm):	34.7																																																																																																				
Radii of gyration - Y (mm):	63.7																																																																																																				
Principal moments along X-Y (mm ⁴):	4245354.9 along [0.9 0.4]																																																																																																				
Principal moments along Y-X (mm ⁴):	26629410.6 along [-0.4 0.9]																																																																																																				
Elastic Modulus - Zx (mm ³):	1 / y-max= 75020.7																																																																																																				
Elastic Modulus - Zy (mm ³):	J / x-max= 182581.5																																																																																																				
MASS PROPERTIES (UNIT)	VALUES																																																																																																				
Area (mm ²):	7721.3																																																																																																				
Perimeter (mm):	845.4																																																																																																				
Bounding Box - X (mm):	-96.9 to 163.0																																																																																																				
Bounding Box - Y (mm):	-96.9 to 28.1																																																																																																				
Centroid - X (mm):	0.0																																																																																																				
Centroid - Y (mm):	0.0																																																																																																				
Moments of inertia - X (mm ⁴):	8176693.1																																																																																																				
Moments of inertia - Y (mm ⁴):	53679690.0																																																																																																				
Product of inertia - XY (mm ⁴):	-11592446.6																																																																																																				
Radii of gyration - X (mm):	32.5																																																																																																				
Radii of gyration - Y (mm):	83.4																																																																																																				
Principal moments along X-Y (mm ⁴):	5393597.4 along [1.0 0.2]																																																																																																				
Principal moments along Y-X (mm ⁴):	56462785.7 along [-0.2 1.0]																																																																																																				
Elastic Modulus - Zx (mm ³):	1 / y-max= 84371.9																																																																																																				
Elastic Modulus - Zy (mm ³):	J / x-max= 329229.8																																																																																																				
MASS PROPERTIES (UNIT)	VALUES																																																																																																				
Area (mm ²):	5062.7																																																																																																				
Perimeter (mm):	777.4																																																																																																				
Bounding Box - X (mm):	-128.9 to 143.4																																																																																																				
Bounding Box - Y (mm):	-95.4 to 42.2																																																																																																				
Centroid - X (mm):	0.0																																																																																																				
Centroid - Y (mm):	0.0																																																																																																				
Moments of inertia - X (mm ⁴):	8589498.6																																																																																																				
Moments of inertia - Y (mm ⁴):	30139455.1																																																																																																				
Product of inertia - XY (mm ⁴):	-14097466.3																																																																																																				
Radii of gyration - X (mm):	41.2																																																																																																				
Radii of gyration - Y (mm):	77.2																																																																																																				
Principal moments along X-Y (mm ⁴):	1620781.8 along [0.9 0.4]																																																																																																				
Principal moments along Y-X (mm ⁴):	37108171.9 along [-0.4 0.9]																																																																																																				
Elastic Modulus - Zx (mm ³):	1 / y-max= 90068.2																																																																																																				
Elastic Modulus - Zy (mm ³):	J / x-max= 210241.8																																																																																																				

NOTE :
1. ALL DIMENSIONS ARE IN mm.
2. ALL ELEVATIONS ARE VIEWED FROM OUTSIDE.
3. ALL DIMENSIONS TO BE VERIFIED ON SITE BEFORE FABRICATION.

LEGEND :

1. F.F.L. --- FINISHED FLOOR LEVEL
2. S.F.L. --- STRUCTURAL FLOOR LEVEL
3. (R) --- REVERSED DETAIL

B	DATE	REVISION	BY
18/10/2024	GENERAL	REVISED	
16/9/2024	GENERAL	REVISED	

CLIENT :
MILLION BASE PROPERTIES LIMITED

ARCHITECT :
WONG TUNG & PARTNERS LIMITED
ARCHITECTS & PLANNERS

STRUCTURAL ENGINEER :
SWW & ASSOCIATES LTD.
邵賢偉建築工程師

MAIN CONTRACTOR :
顯利工程有限公司
HIEN LEE ENGINEERING CO., LTD.

MIDI ALUMINIUM FABRICATOR LTD.
Units 6-8, Sunray Industrial Centre, 1/F
610 Cha Kwo Ling Road, Kowloon
Tel:23489211-4 Fax:(852)2727666

JOB NO. : J-861

PROJECT :
PROPOSED RESIDENTIAL DEVELOPMENT AT NOS. 3-6 GLENEALY, CENTRAL, HONG KONG

TITLE :
SECTION PROPERTIES FOR CURTAIN WALL

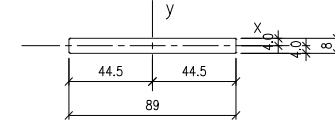
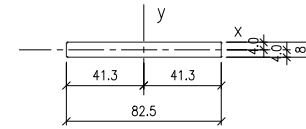
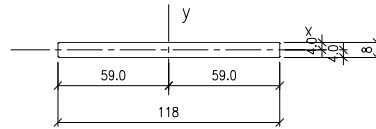
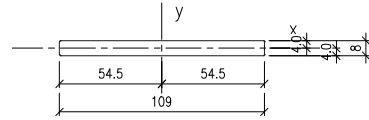
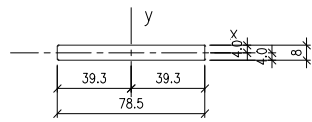
DATE : 18-Jun.-24 **SCALE :** 1:2(A1)

DRAWN BY : Asing **CHECKED BY :**

DWG NO. : J861-SD-CW-0008 **REV. :** B

WONG TUNG & PARTNERS LTD.	
APPROVED	
APPROVED AS NOTED	
APPROVED AS NOTED & RESUBMIT	
RESUBMIT	
NO COMMENT	
REFER OTHER CONSULTANT'S COMMENTS	
Reviewed for compliance with the design intent. Comments made shall apply to all similar conditions & details, not just the ones cited. The approval shall not be construed as relieving the contractor for compliance with the contract documents & requirements.	
Reviewed By	Date

AB1 --- 78.5x8mm ALUM. BAR SLEEVE GRADE --- 6061-T6	COATING --- ALODINE	AB2 --- 109x8mm ALUM. BAR. SLEEVE GRADE --- 6061-T6	COATING --- ALODINE	AB3 --- 118x8mm ALUM. BAR. SLEEVE GRADE --- 6061-T6	COATING --- ALODINE	AB4 --- 82.5x8mm ALUM. BAR. SLEEVE GRADE --- 6061-T6	COATING --- ALODINE	AB5 --- 89x8mm ALUM. BAR. SLEEVE GRADE --- 6061-T6	COATING --- ALODINE
--------------------------------------------------------	---------------------	--------------------------------------------------------	---------------------	--------------------------------------------------------	---------------------	---------------------------------------------------------	---------------------	-------------------------------------------------------	---------------------



MASS PROPERTIES (UNIT)	VALUES
Area (mm ²):	627.8
Perimeter (mm):	172.1
Bounding Box - X (mm):	-39.3 to 39.3
Bounding Box - Y (mm):	-4.0 to 4.0
Centroid - X (mm):	0.0
Centroid - Y (mm):	0.0
Moments of inertia - X (mm ⁴):	3346.1
Moments of inertia - Y (mm ⁴):	322162.4
Product of inertia - XY (mm ⁴):	0.0
Radii of gyration - X (mm):	2.3
Radii of gyration - Y (mm):	22.7
Principal moments along X-Y (mm ⁴):	3346.1 along [1.0 0.0]
Principal moments along Y-X (mm ⁴):	322162.4 along [0.0 1.0]
Elastic Modulus - Zx (mm ²):	1 / y-max= 836.5
Elastic Modulus - Zy (mm ²):	J / x-max= 8208.0

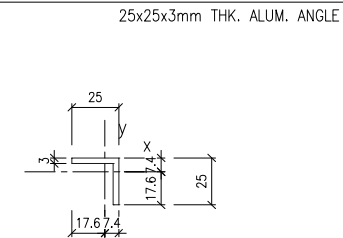
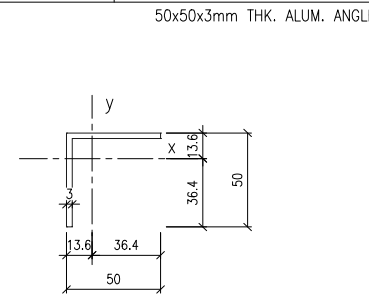
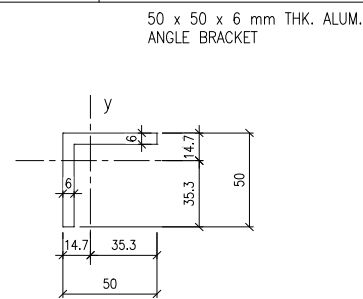
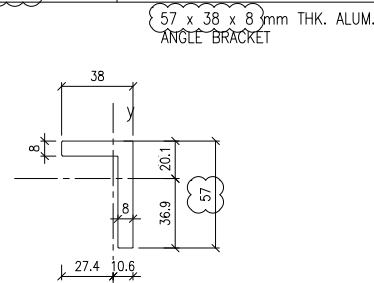
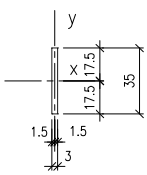
MASS PROPERTIES (UNIT)	VALUES
Area (mm ²):	871.8
Perimeter (mm):	233.1
Bounding Box - X (mm):	-54.5 to 54.5
Bounding Box - Y (mm):	-4.0 to 4.0
Centroid - X (mm):	0.0
Centroid - Y (mm):	0.0
Moments of inertia - X (mm ⁴):	4647.4
Moments of inertia - Y (mm ⁴):	862717.9
Product of inertia - XY (mm ⁴):	0.0
Radii of gyration - X (mm):	2.3
Radii of gyration - Y (mm):	31.5
Principal moments along X-Y (mm ⁴):	4647.4 along [1.0 0.0]
Principal moments along Y-X (mm ⁴):	862717.9 along [0.0 1.0]
Elastic Modulus - Zx (mm ²):	1 / y-max= 1161.9
Elastic Modulus - Zy (mm ²):	J / x-max= 15829.7

MASS PROPERTIES (UNIT)	VALUES
Area (mm ²):	943.8
Perimeter (mm):	251.1
Bounding Box - X (mm):	-59.0 to 59.0
Bounding Box - Y (mm):	-4.0 to 4.0
Centroid - X (mm):	0.0
Centroid - Y (mm):	0.0
Moments of inertia - X (mm ⁴):	5031.4
Moments of inertia - Y (mm ⁴):	1094610.5
Product of inertia - XY (mm ⁴):	0.0
Radii of gyration - X (mm):	2.3
Radii of gyration - Y (mm):	34.1
Principal moments along X-Y (mm ⁴):	5031.4 along [1.0 0.0]
Principal moments along Y-X (mm ⁴):	1094610.5 along [0.0 1.0]
Elastic Modulus - Zx (mm ²):	1 / y-max= 1257.9
Elastic Modulus - Zy (mm ²):	J / x-max= 18529.7

MASS PROPERTIES (UNIT)	VALUES
Area (mm ²):	659.8
Perimeter (mm):	180.1
Bounding Box - X (mm):	-41.3 to 41.3
Bounding Box - Y (mm):	-4.0 to 4.0
Centroid - X (mm):	0.0
Centroid - Y (mm):	0.0
Moments of inertia - X (mm ⁴):	3516.8
Moments of inertia - Y (mm ⁴):	373980.6
Product of inertia - XY (mm ⁴):	0.0
Radii of gyration - X (mm):	2.3
Radii of gyration - Y (mm):	23.8
Principal moments along X-Y (mm ⁴):	3516.8 along [1.0 0.0]
Principal moments along Y-X (mm ⁴):	373980.6 along [0.0 1.0]
Elastic Modulus - Zx (mm ²):	1 / y-max= 879.2
Elastic Modulus - Zy (mm ²):	J / x-max= 9066.2

MASS PROPERTIES (UNIT)	VALUES
Area (mm ²):	711.5
Perimeter (mm):	193.1
Bounding Box - X (mm):	-44.5 to 44.5
Bounding Box - Y (mm):	-4.0 to 4.0
Centroid - X (mm):	0.0
Centroid - Y (mm):	0.0
Moments of inertia - X (mm ⁴):	3792.4
Moments of inertia - Y (mm ⁴):	468923.5
Product of inertia - XY (mm ⁴):	0.0
Radii of gyration - X (mm):	2.3
Radii of gyration - Y (mm):	25.7
Principal moments along X-Y (mm ⁴):	3792.4 along [1.0 0.0]
Principal moments along Y-X (mm ⁴):	468923.5 along [0.0 1.0]
Elastic Modulus - Zx (mm ²):	1 / y-max= 948.1
Elastic Modulus - Zy (mm ²):	J / x-max= 10542.3

AB6 --- 35x3mm ALUM. BAR. GRADE --- 6063-T6	A1 --- ALUMINIUM ANGLE GRADE --- 6061 T6	COATING --- ALODINE	A2 --- ALUMINIUM ANGLE GRADE --- 6063 T6	COATING --- ALODINE	A3 --- ALUMINIUM ANGLE GRADE --- 6063 T6	COATING --- ALODINE	A4 --- ALUMINIUM ANGLE GRADE --- 6063 T6
------------------------------------------------	---------------------------------------------	---------------------	---------------------------------------------	---------------------	---------------------------------------------	---------------------	---------------------------------------------



MASS PROPERTIES (UNIT)	VALUES
Area (mm ²):	105.0
Perimeter (mm):	76.0
Bounding Box - X (mm):	-1.5 to 1.5
Bounding Box - Y (mm):	-17.5 to 17.5
Centroid - X (mm):	0.0
Centroid - Y (mm):	0.0
Moments of inertia - X (mm ⁴):	10718.8
Moments of inertia - Y (mm ⁴):	78.8
Product of inertia - XY (mm ⁴):	0.0
Radii of gyration - X (mm):	10.1
Radii of gyration - Y (mm):	0.9
Principal moments along X-Y (mm ⁴):	10718.8 along [1.0 0.0]
Principal moments along Y-X (mm ⁴):	78.8 along [0.0 1.0]
Elastic Modulus - Zx (mm ²):	1 / y-max= 612.5
Elastic Modulus - Zy (mm ²):	J / x-max= 52.5

MASS PROPERTIES (UNIT)	VALUES
Area (mm ²):	696.0
Perimeter (mm):	190.0
Bounding Box - X (mm):	-27.4 to 10.6
Bounding Box - Y (mm):	-36.9 to 20.1
Centroid - X (mm):	0.0
Centroid - Y (mm):	0.0
Moments of inertia - X (mm ⁴):	219126.1
Moments of inertia - Y (mm ⁴):	77196.1
Product of inertia - XY (mm ⁴):	73195.9
Radii of gyration - X (mm):	17.7
Radii of gyration - Y (mm):	10.5
Principal moments along X-Y (mm ⁴):	250110.5 along [0.9 0.4]
Principal moments along Y-X (mm ⁴):	46211.8 along [-0.4 0.9]
Elastic Modulus - Zx (mm ²):	1 / y-max= 5930.6
Elastic Modulus - Zy (mm ²):	J / x-max= 2812.4

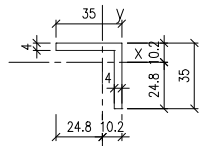
MASS PROPERTIES (UNIT)	VALUES
Area (mm ²):	564.0
Perimeter (mm):	200.0
Bounding Box - X (mm):	-14.7 to 35.3
Bounding Box - Y (mm):	-35.3 to 14.7
Centroid - X (mm):	0.0
Centroid - Y (mm):	0.0
Moments of inertia - X (mm ⁴):	131256.3
Moments of inertia - Y (mm ⁴):	131257.8
Product of inertia - XY (mm ⁴):	-77233.5
Radii of gyration - X (mm):	15.3
Radii of gyration - Y (mm):	15.3
Principal moments along X-Y (mm ⁴):	54023.5 along [0.7 0.7]
Principal moments along Y-X (mm ⁴):	208490.5 along [-0.7 0.7]
Elastic Modulus - Zx (mm ²):	1 / y-max= 3718.5
Elastic Modulus - Zy (mm ²):	J / x-max= 3718.6

MASS PROPERTIES (UNIT)	VALUES
Area (mm ²):	291.0
Perimeter (mm):	200.0
Bounding Box - X (mm):	-13.6 to 36.4
Bounding Box - Y (mm):	-36.4 to 13.6
Centroid - X (mm):	0.0
Centroid - Y (mm):	0.0
Moments of inertia - X (mm ⁴):	71492.6
Moments of inertia - Y (mm ⁴):	71493.4
Product of inertia - XY (mm ⁴):	-42699.4
Radii of gyration - X (mm):	15.7
Radii of gyration - Y (mm):	15.7
Principal moments along X-Y (mm ⁴):	28793.6 along [0.7 0.7]
Principal moments along Y-X (mm ⁴):	114192.4 along [-0.7 0.7]
Elastic Modulus - Zx (mm ²):	1 / y-max= 1964.8
Elastic Modulus - Zy (mm ²):	J / x-max= 1964.8

MASS PROPERTIES (UNIT)	VALUES
Area (mm ²):	141.0
Perimeter (mm):	100.0
Bounding Box - X (mm):	-17.6 to 7.4
Bounding Box - Y (mm):	-17.6 to 7.4
Centroid - X (mm):	0.0
Centroid - Y (mm):	0.0
Moments of inertia - X (mm ⁴):	8203.6
Moments of inertia - Y (mm ⁴):	8203.6
Product of inertia - XY (mm ⁴):	4827.1
Radii of gyration - X (mm):	7.6
Radii of gyration - Y (mm):	7.6
Principal moments along X-Y (mm ⁴):	3376.5 along [0.7 -0.7]
Principal moments along Y-X (mm ⁴):	13030.8 along [0.7 0.7]
Elastic Modulus - Zx (mm ²):	1 / y-max= 464.8
Elastic Modulus - Zy (mm ²):	J / x-max= 464.8

A4a --- ALUMINIUM ANGLE GRADE --- 6063 T6

35x35x4mm THK. ALUM. ANGLE



MASS PROPERTIES (UNIT)	VALUES
Area (mm ²):	264.0
Perimeter (mm):	140.0
Bounding Box - X (mm):	-24.8 to 10.2
Bounding Box - Y (mm):	-24.8 to 10.2
Centroid - X (mm):	0.0
Centroid - Y (mm):	0.0
Moments of inertia - X (mm ⁴):	30255.3
Moments of inertia - Y (mm ⁴):	30255.2
Product of inertia - XY (mm ⁴):	17836.7
Radii of gyration - X (mm):	10.7
Radii of gyration - Y (mm):	10.7
Principal moments along X-Y (mm ⁴):	48092.0 along [0.7 0.7]
Principal moments along Y-X (mm ⁴):	12418.5 along [-0.7 0.7]
Elastic Modulus - Zx (mm ²):	1 / y-max= 1220.9
Elastic Modulus - Zy (mm ²):	J / x-max= 1220.9

- NOTE :
1. ALL DIMENSIONS ARE IN mm.
 2. ALL ELEVATIONS ARE VIEWED FROM OUTSIDE.
 3. ALL DIMENSIONS TO BE VERIFIED ON SITE BEFORE FABRICATION.

- LEGEND :
- (X1) --- DETAIL MARK NO.
 - (X001) --- REFER SHEET NO.
 - F.F.L. --- FINISHED FLOOR LEVEL
 - S.F.L. --- STRUCTURAL FLOOR LEVEL
 - (R) --- REVERSED DETAIL

A	16/9/2024	GENERAL REVISED	
NO.	DATE	REVISED	BY

CLIENT :
MILLION BASE PROPERTIES LIMITED

ARCHITECT :
WONG TUNG & PARTNERS LIMITED
ARCHITECTS & PLANNERS

STRUCTURAL ENGINEER :
SYW & ASSOCIATES LTD.
SYW 邵登偉建築工程師

MAIN CONTRACTOR :
顯利工程有限公司
HIEN LEE ENGINEERING CO., LTD.

美特鋁質有限公司
MIDI ALUMINIUM FABRICATOR LTD.
Units 6-8, Sunray Industrial Centre, 1/F
610 Cha Kwo Ling Road, Kowloon
Tel:23489211-4 Fax:(852)2727666

JOB NO. : J-861

PROJECT :
PROPOSED RESIDENTIAL DEVELOPMENT AT NOS. 3-6 GLENEALY, CENTRAL, HONG KONG

TITLE :
SECTION PROPERTIES FOR CURTAIN WALL

DATE : 18-Jun.-24	SCALE : 1:2(A1)
DRAWN BY : Asing	CHECKED BY :
DWG NO. : J861-SD-CW-0009	REV. : A

WONG TUNG & PARTNERS LTD.	
APPROVED	
APPROVED AS NOTED	
APPROVED AS NOTED & RESUBMIT	
RESUBMIT	
NO COMMENT	
REFER OTHER CONSULTANT'S COMMENTS	
Reviewed for compliance with the design intent. Comments made shall apply to all similar conditions & details, not just the ones cited. The approval shall not be construed as relieving the contractor for compliance with the contract documents & requirements.	
Reviewed By	Date

C:\Users\86161\OneDrive\Desktop\20250225-861-SD-CW-0009-013\SECTION PROPERTIES.dwg, 02/27/25 14:27:42, DWG To PDF.pc3

A5 --- ALUMINIUM DOOR FRAME GRADE --- 6063 T6	COATING --- PVF2 COATING	A6 --- ALUMINIUM DOOR FRAME GRADE --- 6063 T6	COATING --- PVF2 COATING	A7 --- ALUMINIUM DOOR FRAME GRADE --- 6063 T6	COATING --- PVF2 COATING	A8 --- ALUMINIUM DOOR FRAME GRADE --- 6063 T6	COATING --- PVF2 COATING	A9 --- ALUMINIUM DOOR FRAME GRADE --- 6063 T6	COATING --- PVF2 COATING
MASS PROPERTIES (UNIT) VALUES Area (mm ²) : 1381.0 Perimeter (mm) : 1206.9 Bounding Box - X (mm): -83.0 to 67.0 Bounding Box - Y (mm): -52.1 to 34.9 Centroid - X (mm) : 0.0 Centroid - Y (mm) : 0.0 Moments of inertia - X (mm ⁴) : 838402.9 Moments of inertia - Y (mm ⁴) : 3367347.3 Product of inertia - XY (mm ⁴) : 498144.3 Radii of gyration - X (mm) : 24.6 Radii of gyration - Y (mm) : 49.4 Principal moments along X-Y (mm ⁴) : 743817.5 along [1.0 -0.2] Principal moments along Y-X (mm ⁴) : 3461932.8 along [0.2 1.0] Elastic Modulus - Zx (mm ³) : 1 / y-max= 16102.9 Elastic Modulus - Zy (mm ³) : J / x-max= 40569.7		MASS PROPERTIES (UNIT) VALUES Area (mm ²) : 1229.6 Perimeter (mm) : 1069.6 Bounding Box - X (mm): -84.3 to 65.7 Bounding Box - Y (mm): -25.2 to 39.8 Centroid - X (mm) : 0.0 Centroid - Y (mm) : 0.0 Moments of inertia - X (mm ⁴) : 277277.7 Moments of inertia - Y (mm ⁴) : 2968078.0 Product of inertia - XY (mm ⁴) : -409728.2 Radii of gyration - X (mm) : 15.0 Radii of gyration - Y (mm) : 49.1 Principal moments along X-Y (mm ⁴) : 216271.5 along [1.0 0.1] Principal moments along Y-X (mm ⁴) : 3029084.2 along [-0.1 1.0] Elastic Modulus - Zx (mm ³) : 1 / y-max= 6974.5 Elastic Modulus - Zy (mm ³) : J / x-max= 35215.5		MASS PROPERTIES (UNIT) VALUES Area (mm ²) : 1147.2 Perimeter (mm) : 954.2 Bounding Box - X (mm): -23.6 to 40.4 Bounding Box - Y (mm): -83.6 to 66.4 Centroid - X (mm) : 0.0 Centroid - Y (mm) : 0.0 Moments of inertia - X (mm ⁴) : 2755361.2 Moments of inertia - Y (mm ⁴) : 269388.4 Product of inertia - XY (mm ⁴) : -434195.0 Radii of gyration - X (mm) : 49.0 Radii of gyration - Y (mm) : 15.3 Principal moments along X-Y (mm ⁴) : 2829014.6 along [1.0 -0.2] Principal moments along Y-X (mm ⁴) : 195735.0 along [0.2 1.0] Elastic Modulus - Zx (mm ³) : 1 / y-max= 32944.4 Elastic Modulus - Zy (mm ³) : J / x-max= 6674.2		MASS PROPERTIES (UNIT) VALUES Area (mm ²) : 901.0 Perimeter (mm) : 778.7 Bounding Box - X (mm): -8.0 to 16.0 Bounding Box - Y (mm): -74.3 to 75.7 Centroid - X (mm) : 0.0 Centroid - Y (mm) : 0.0 Moments of inertia - X (mm ⁴) : 1924616.3 Moments of inertia - Y (mm ⁴) : 37659.9 Product of inertia - XY (mm ⁴) : 5893.4 Radii of gyration - X (mm) : 46.2 Radii of gyration - Y (mm) : 6.5 Principal moments along X-Y (mm ⁴) : 1924634.7 along [1.0 0.0] Principal moments along Y-X (mm ⁴) : 37641.5 along [0.0 1.0] Elastic Modulus - Zx (mm ³) : 1 / y-max= 25418.4 Elastic Modulus - Zy (mm ³) : J / x-max= 2353.0		MASS PROPERTIES (UNIT) VALUES Area (mm ²) : 3182.2 Perimeter (mm) : 1127.3 Bounding Box - X (mm): -53.2 to 48.8 Bounding Box - Y (mm): -42.6 to 36.4 Centroid - X (mm) : 0.0 Centroid - Y (mm) : 0.0 Moments of inertia - X (mm ⁴) : 1635173.4 Moments of inertia - Y (mm ⁴) : 1421504.8 Product of inertia - XY (mm ⁴) : 350170.8 Radii of gyration - X (mm) : 22.7 Radii of gyration - Y (mm) : 21.1 Principal moments along X-Y (mm ⁴) : 1894444.5 along [0.8 0.6] Principal moments along Y-X (mm ⁴) : 1162233.7 along [-0.6 0.8] Elastic Modulus - Zx (mm ³) : 1 / y-max= 38420.8 Elastic Modulus - Zy (mm ³) : J / x-max= 26718.8	

NOTE :
 1. ALL DIMENSIONS ARE IN mm.
 2. ALL ELEVATIONS ARE VIEWED FROM OUTSIDE.
 3. ALL DIMENSIONS TO BE VERIFIED ON SITE BEFORE FABRICATION.

LEGEND :
 --- DETAIL MARK NO.
 --- REFER SHEET NO.

1. F.F.L --- FINISHED FLOOR LEVEL
 2. S.F.L --- STRUCTURAL FLOOR LEVEL
 3. (R) --- REVERSED DETAIL

B	18/10/2024	GENERAL REVISED	
A	16/9/2024	GENERAL REVISED	
NO.	DATE	REVISED	BY

CLIENT :
 MILLION BASE PROPERTIES LIMITED

ARCHITECT :
 WONG TUNG & PARTNERS LIMITED
 ARCHITECTS & PLANNERS

STRUCTURAL ENGINEER :
 SWW & ASSOCIATES LTD.
 邵賢偉建築工程師

MAIN CONTRACTOR :
 顯利工程有限公司
 HIEN LEE ENGINEERING CO., LTD.

美特鋁質有限公司
 MIDI ALUMINIUM FABRICATOR LTD.
 Units 6-8, Sunray Industrial Centre, 1/F
 610 Cha Kwo Ling Road, Kowloon
 Tel:23489211-4 Fax:(852)2727666

JOB NO. : J-861

PROJECT :
 PROPOSED RESIDENTIAL
 DEVELOPMENT AT NOS. 3-6
 GLENEALY, CENTRAL, HONG KONG

TITLE :
 SECTION PROPERTIES
 FOR CURTAIN WALL

DATE : 18-Jun.-24 **SCALE :** 1:2(A1)

DRAWN BY : Asing **CHECKED BY :**

DWG NO. : J861-SD-CW-0010 **REV. :** B

A10 --- ALUMINIUM DOOR FRAME GRADE --- 6063 T6	COATING --- PVF2 COATING	A11 --- ALUMINIUM DOOR FRAME GRADE --- 6063 T6	COATING --- PVF2 COATING	A12 --- ALUMINIUM DOOR FRAME GRADE --- 6063 T6	COATING --- PVF2 COATING	A13 --- ALUMINIUM DOOR FRAME GRADE --- 6063 T6	COATING --- PVF2 COATING	A14 --- ALUMINIUM GLAZING BEAD GRADE --- 6063 T6	COATING --- PVF2 COATING
MASS PROPERTIES (UNIT) VALUES Area (mm ²) : 106.2 Perimeter (mm) : 121.9 Bounding Box - X (mm): -8.6 to 14.3 Bounding Box - Y (mm): -24.1 to 18.6 Centroid - X (mm) : 0.0 Centroid - Y (mm) : 0.0 Moments of inertia - X (mm ⁴) : 13594.8 Moments of inertia - Y (mm ⁴) : 7923.9 Product of inertia - XY (mm ⁴) : -8385.6 Radii of gyration - X (mm) : 11.3 Radii of gyration - Y (mm) : 8.6 Principal moments along X-Y (mm ⁴) : 19611.3 along [0.8 -0.6] Principal moments along Y-X (mm ⁴) : 1907.4 along [0.6 0.8] Elastic Modulus - Zx (mm ³) : 1 / y-max= 563.3 Elastic Modulus - Zy (mm ³) : J / x-max= 553.3		MASS PROPERTIES (UNIT) VALUES Area (mm ²) : 689.6 Perimeter (mm) : 586.6 Bounding Box - X (mm): -50.1 to 56.9 Bounding Box - Y (mm): -26.1 to 25.9 Centroid - X (mm) : 0.0 Centroid - Y (mm) : 0.0 Moments of inertia - X (mm ⁴) : 228289.1 Moments of inertia - Y (mm ⁴) : 640441.0 Product of inertia - XY (mm ⁴) : -227063.3 Radii of gyration - X (mm) : 18.2 Radii of gyration - Y (mm) : 30.5 Principal moments along X-Y (mm ⁴) : 127730.0 along [0.9 0.4] Principal moments along Y-X (mm ⁴) : 741000.1 along [-0.4 0.9] Elastic Modulus - Zx (mm ³) : 1 / y-max= 8735.4 Elastic Modulus - Zy (mm ³) : J / x-max= 11247.4		MASS PROPERTIES (UNIT) VALUES Area (mm ²) : 67.9 Perimeter (mm) : 54.8 Bounding Box - X (mm): -7.4 to 5.4 Bounding Box - Y (mm): -5.9 to 5.9 Centroid - X (mm) : 0.0 Centroid - Y (mm) : 0.0 Moments of inertia - X (mm ⁴) : 509.6 Moments of inertia - Y (mm ⁴) : 1047.0 Product of inertia - XY (mm ⁴) : -333.3 Radii of gyration - X (mm) : 2.7 Radii of gyration - Y (mm) : 3.9 Principal moments along X-Y (mm ⁴) : 350.1 along [0.9 0.4] Principal moments along Y-X (mm ⁴) : 1206.5 along [-0.4 0.9] Elastic Modulus - Zx (mm ³) : 1 / y-max= 86.1 Elastic Modulus - Zy (mm ³) : J / x-max= 141.2		MASS PROPERTIES (UNIT) VALUES Area (mm ²) : 550.0 Perimeter (mm) : 475.9 Bounding Box - X (mm): -30.9 to 28.1 Bounding Box - Y (mm): -16.8 to 17.2 Centroid - X (mm) : 0.0 Centroid - Y (mm) : 0.0 Moments of inertia - X (mm ⁴) : 70045.3 Moments of inertia - Y (mm ⁴) : 184232.7 Product of inertia - XY (mm ⁴) : -11032.0 Radii of gyration - X (mm) : 11.3 Radii of gyration - Y (mm) : 18.3 Principal moments along X-Y (mm ⁴) : 68989.2 along [1.0 0.1] Principal moments along Y-X (mm ⁴) : 185288.8 along [-0.1 1.0] Elastic Modulus - Zx (mm ³) : 1 / y-max= 4073.5 Elastic Modulus - Zy (mm ³) : J / x-max= 5957.5		MASS PROPERTIES (UNIT) VALUES Area (mm ²) : 122.5 Perimeter (mm) : 123.2 Bounding Box - X (mm): -6.7 to 17.3 Bounding Box - Y (mm): -14.3 to 10.7 Centroid - X (mm) : 0.0 Centroid - Y (mm) : 0.0 Moments of inertia - X (mm ⁴) : 10236.3 Moments of inertia - Y (mm ⁴) : 5048.3 Product of inertia - XY (mm ⁴) : -3646.2 Radii of gyration - X (mm) : 9.1 Radii of gyration - Y (mm) : 6.4 Principal moments along X-Y (mm ⁴) : 12117.1 along [0.9 -0.5] Principal moments along Y-X (mm ⁴) : 3167.5 along [0.5 0.9] Elastic Modulus - Zx (mm ³) : 1 / y-max= 714.2 Elastic Modulus - Zy (mm ³) : J / x-max= 291.2	

WONG TUNG & PARTNERS LTD.
 APPROVED
 APPROVED AS NOTED
 APPROVED AS NOTED & RESUBMIT
 RESUBMIT
 NO COMMENT
 REFER OTHER CONSULTANT'S COMMENTS

Reviewed for compliance with the design intent. Comments made shall apply to all similar conditions & details, not just the ones cited.
 The approval shall not be construed as relieving the contractor for compliance with the contract documents & requirements.

Reviewed By: _____ Date: _____

C:\Users\38616\Documents\38616\SUBMISSION\3-861-SD-CW-0010\SECTION PROPERTIES.dwg, 02/27/25 14:28:01, DWG To PDF.pc3

S1 --- 200x100x6.3mm THK. G.M.S. R.H.S. COATING --- HOT-DIP GALVANIZED
GRADE --- S275J0H

MASS PROPERTIES (UNIT)	VALUES
Area (mm ²):	3519.0
Perimeter (mm):	1117.2
Bounding Box - X (mm):	-50.0 to 50.0
Bounding Box - Y (mm):	-100.0 to 100.0
Centroid - X (mm):	0.0
Centroid - Y (mm):	0.0
Moments of inertia - X (mm ⁴):	17735507.2
Moments of inertia - Y (mm ⁴):	5997350.5
Product of inertia - XY (mm ⁴):	0.0
Radii of gyration - X (mm):	71.0
Radii of gyration - Y (mm):	41.3
Principal moments along X-Y (mm ⁴):	17735507.2 along [1.0 0.0]
Principal moments along Y-X (mm ⁴):	5997350.5 along [0.0 1.0]
Elastic Modulus - Zx (mm ³):	I / y-max= 177355.1
Elastic Modulus - Zy (mm ³):	J / x-max= 11947.0

S2 --- 81.5x8mm G.M.S. SLEEVE PLATE COATING --- HOT-DIP GALVANIZED
GRADE --- S275J0

MASS PROPERTIES (UNIT)	VALUES
Area (mm ²):	652.0
Perimeter (mm):	179.0
Bounding Box - X (mm):	-4.0 to 4.0
Bounding Box - Y (mm):	-40.8 to 40.8
Centroid - X (mm):	0.0
Centroid - Y (mm):	0.0
Moments of inertia - X (mm ⁴):	360895.6
Moments of inertia - Y (mm ⁴):	3477.3
Product of inertia - XY (mm ⁴):	0.0
Radii of gyration - X (mm):	23.5
Radii of gyration - Y (mm):	2.3
Principal moments along X-Y (mm ⁴):	360895.6 along [1.0 0.0]
Principal moments along Y-X (mm ⁴):	3477.3 along [0.0 1.0]
Elastic Modulus - Zx (mm ³):	I / y-max= 8856.3
Elastic Modulus - Zy (mm ³):	J / x-max= 869.3

S3 --- 77.5x8mm G.M.S. SLEEVE PLATE COATING --- HOT-DIP GALVANIZED
GRADE --- S275J0

MASS PROPERTIES (UNIT)	VALUES
Area (mm ²):	620.0
Perimeter (mm):	171.0
Bounding Box - X (mm):	-4.0 to 4.0
Bounding Box - Y (mm):	-38.8 to 38.8
Centroid - X (mm):	0.0
Centroid - Y (mm):	0.0
Moments of inertia - X (mm ⁴):	310322.9
Moments of inertia - Y (mm ⁴):	3306.6
Product of inertia - XY (mm ⁴):	0.0
Radii of gyration - X (mm):	22.4
Radii of gyration - Y (mm):	2.3
Principal moments along X-Y (mm ⁴):	310322.9 along [1.0 0.0]
Principal moments along Y-X (mm ⁴):	3306.6 along [0.0 1.0]
Elastic Modulus - Zx (mm ³):	I / y-max= 8008.3
Elastic Modulus - Zy (mm ³):	J / x-max= 826.7

S4 --- 108x8mm G.M.S. SLEEVE PLATE COATING --- HOT-DIP GALVANIZED
GRADE --- S275J0

MASS PROPERTIES (UNIT)	VALUES
Area (mm ²):	864.0
Perimeter (mm):	232.0
Bounding Box - X (mm):	-4.0 to 4.0
Bounding Box - Y (mm):	-54.0 to 54.0
Centroid - X (mm):	0.0
Centroid - Y (mm):	0.0
Moments of inertia - X (mm ⁴):	839808.0
Moments of inertia - Y (mm ⁴):	4608.0
Product of inertia - XY (mm ⁴):	0.0
Radii of gyration - X (mm):	31.2
Radii of gyration - Y (mm):	2.3
Principal moments along X-Y (mm ⁴):	839808.0 along [1.0 0.0]
Principal moments along Y-X (mm ⁴):	4608.0 along [0.0 1.0]
Elastic Modulus - Zx (mm ³):	I / y-max= 15552.0
Elastic Modulus - Zy (mm ³):	J / x-max= 1152.0

S5 --- 117x8mm G.M.S. SLEEVE PLATE COATING --- HOT-DIP GALVANIZED
GRADE --- S275J0

MASS PROPERTIES (UNIT)	VALUES
Area (mm ²):	936.0
Perimeter (mm):	250.0
Bounding Box - X (mm):	-4.0 to 4.0
Bounding Box - Y (mm):	-58.5 to 58.5
Centroid - X (mm):	0.0
Centroid - Y (mm):	0.0
Moments of inertia - X (mm ⁴):	1067742.0
Moments of inertia - Y (mm ⁴):	4992.1
Product of inertia - XY (mm ⁴):	0.0
Radii of gyration - X (mm):	33.8
Radii of gyration - Y (mm):	2.3
Principal moments along X-Y (mm ⁴):	1067742.0 along [1.0 0.0]
Principal moments along Y-X (mm ⁴):	4992.1 along [0.0 1.0]
Elastic Modulus - Zx (mm ³):	I / y-max= 18252.0
Elastic Modulus - Zy (mm ³):	J / x-max= 1248.0

S6 --- 88x8mm G.M.S. SLEEVE PLATE COATING --- HOT-DIP GALVANIZED
GRADE --- S275J0

MASS PROPERTIES (UNIT)	VALUES
Area (mm ²):	704.0
Perimeter (mm):	192.0
Bounding Box - X (mm):	-4.0 to 4.0
Bounding Box - Y (mm):	-44.0 to 44.0
Centroid - X (mm):	0.0
Centroid - Y (mm):	0.0
Moments of inertia - X (mm ⁴):	454314.7
Moments of inertia - Y (mm ⁴):	3754.6
Product of inertia - XY (mm ⁴):	0.0
Radii of gyration - X (mm):	25.4
Radii of gyration - Y (mm):	2.3
Principal moments along X-Y (mm ⁴):	454314.7 along [1.0 0.0]
Principal moments along Y-X (mm ⁴):	3754.6 along [0.0 1.0]
Elastic Modulus - Zx (mm ³):	I / y-max= 10325.3
Elastic Modulus - Zy (mm ³):	J / x-max= 938.7

BK3 --- 171x193x16mm THK. G.M.S. BUILD-UP ANGLE BRACKET (L=200mm) COATING --- HOT-DIP GALVANIZED
GRADE --- S275J0

MASS PROPERTIES (UNIT)	VALUES
Area (mm ²):	6101.0
Perimeter (mm):	788.0
Bounding Box - X (mm):	-143.8 to 170.0
Bounding Box - Y (mm):	-98.2 to 34.0
Centroid - X (mm):	0.0
Centroid - Y (mm):	0.0
Moments of inertia - X (mm ⁴):	8550367.6
Moments of inertia - Y (mm ⁴):	46801220.5
Product of inertia - XY (mm ⁴):	-15628878.9
Radii of gyration - X (mm):	37.4
Radii of gyration - Y (mm):	87.6
Principal moments along X-Y (mm ⁴):	2976729.5 along [0.9 0.3]
Principal moments along Y-X (mm ⁴):	52374858.6 along [-0.3 0.9]
Elastic Modulus - Zx (mm ³):	I / y-max= 87046.8
Elastic Modulus - Zy (mm ³):	J / x-max= 275356.0

BK4 --- 171x343x16mm THK. G.M.S. BUILD-UP ANGLE BRACKET (L=220mm) COATING --- HOT-DIP GALVANIZED
GRADE --- S275J0

MASS PROPERTIES (UNIT)	VALUES
Area (mm ²):	8500.8
Perimeter (mm):	1088.0
Bounding Box - X (mm):	-212.9 to 250.8
Bounding Box - Y (mm):	-105.6 to 26.6
Centroid - X (mm):	0.0
Centroid - Y (mm):	0.0
Moments of inertia - X (mm ⁴):	9761417.5
Moments of inertia - Y (mm ⁴):	154651080.5
Product of inertia - XY (mm ⁴):	-26577506.3
Radii of gyration - X (mm):	33.9
Radii of gyration - Y (mm):	134.9
Principal moments along X-Y (mm ⁴):	5040081.2 along [1.0 0.2]
Principal moments along Y-X (mm ⁴):	159372416.8 along [-0.2 1.0]
Elastic Modulus - Zx (mm ³):	I / y-max= 92478.6
Elastic Modulus - Zy (mm ³):	J / x-max= 616627.0

NOTE:
1. ALL DIMENSIONS ARE IN mm.
2. ALL ELEVATIONS ARE VIEWED FROM OUTSIDE.
3. ALL DIMENSIONS TO BE VERIFIED ON SITE BEFORE FABRICATION.

LEGEND:
X1 --- DETAIL MARK NO.
X001 --- REFER SHEET NO.

1. F.F.L. --- FINISHED FLOOR LEVEL
2. S.F.L. --- STRUCTURAL FLOOR LEVEL
3. (R) --- REVERSED DETAIL

B	18/10/2024	GENERAL REVISED	
A	16/9/2024	GENERAL REVISED	
NO.	DATE	REVISED	BY

CLIENT:
MILLION BASE PROPERTIES LIMITED

ARCHITECT:
WONG TUNG & PARTNERS LIMITED
ARCHITECTS & PLANNERS

STRUCTURAL ENGINEER:
SWW | SYW & ASSOCIATES LTD.
邵賢偉建築工程師

MAIN CONTRACTOR:
顯利工程有限公司
HIEN LEE ENGINEERING CO., LTD.

美特鋁質有限公司
MIDI ALUMINIUM FABRICATOR LTD.
Units 6-8, Sunray Industrial Centre, 1/F
610 Cha Kwo Ling Road, Kowloon
Tel: 23489211-4 Fax: (852) 2727666

JOB NO.: J-861

PROJECT:
PROPOSED RESIDENTIAL DEVELOPMENT AT NOS. 3-6 GLENEALY, CENTRAL, HONG KONG

TITLE:
SECTION PROPERTIES FOR CURTAIN WALL

DATE: 18-Jun.-24 SCALE: 1:2(A1)

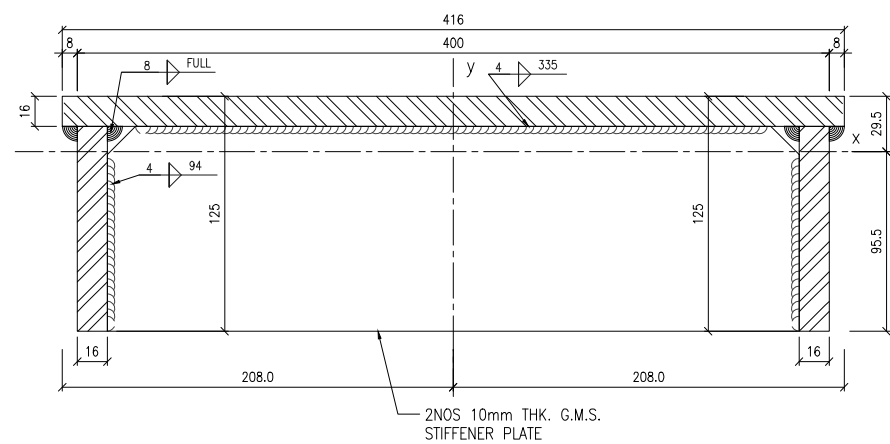
DRAWN BY: Asing CHECKED BY:

DWG NO.: J861-SD-CW-0011 REV.: B

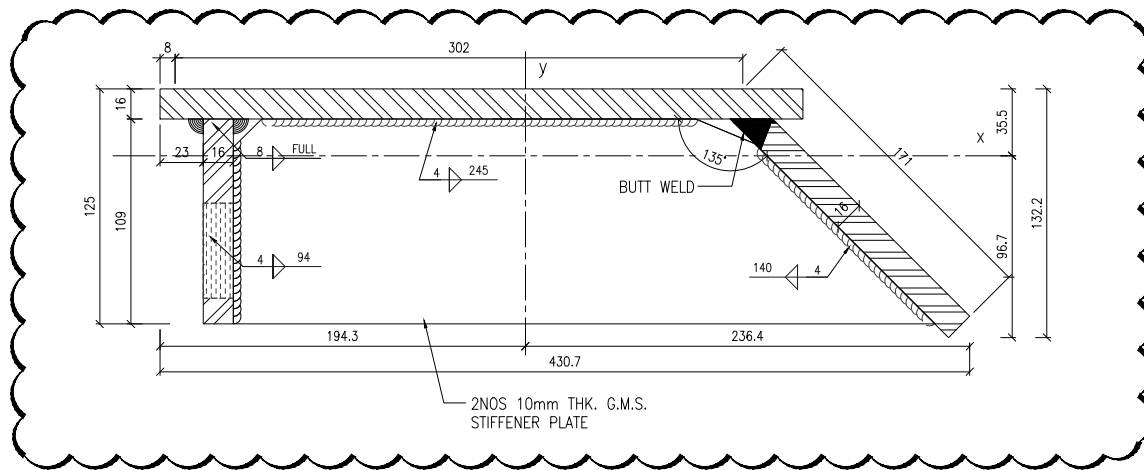
WONG TUNG & PARTNERS LTD.	
APPROVED	
APPROVED AS NOTED	
APPROVED AS NOTED & RESUBMIT	
RESUBMIT	
NO COMMENT	
REFER OTHER CONSULTANT'S COMMENTS	
Reviewed for compliance with the design intent. Comments made shall apply to all similar conditions & details, not just the ones cited. The approval shall not be construed as relieving the contractor for compliance with the contract documents & requirements.	
Reviewed By	Date
()	()

BK5 --- 125x400x125x16mm THK. G.M.S. BUILD-UP CHANNEL BRACKET (L=200mm) COATING --- HOT-DIP GALVANIZED
 GRADE --- S275J0

BK11 --- 125x302x171x16mm THK. G.M.S. BUILD-UP CHANNEL BRACKET (L=200mm) COATING --- HOT-DIP GALVANIZED
 GRADE --- S275J0

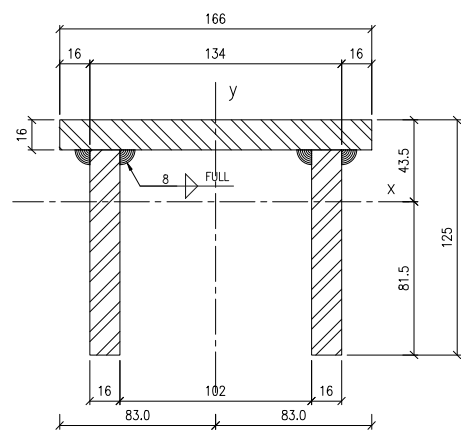


MASS PROPERTIES (UNIT)	VALUES
Area (mm ²):	10144.3
Perimeter (mm):	1300.0
Bounding Box - X (mm):	-208.0 to 208.0
Bounding Box - Y (mm):	-95.5 to 29.5
Centroid - X (mm):	0.0
Centroid - Y (mm):	0.0
Moments of inertia - X (mm ⁴):	12535514.1
Moments of inertia - Y (mm ⁴):	224672582.5
Product of inertia - XY (mm ⁴):	215.0
Radii of gyration - X (mm):	35.2
Radii of gyration - Y (mm):	148.8
Principal moments along X-Y (mm ⁴):	12535514.1 along [1.0 0.0]
Principal moments along Y-X (mm ⁴):	224672582.5 along [0.0 1.0]
Elastic Modulus - Zx (mm ³):	I / y-max= 131248.3
Elastic Modulus - Zy (mm ³):	J / x-max= 1080100.9



MASS PROPERTIES (UNIT)	VALUES
Area (mm ²):	9717.0
Perimeter (mm):	1240.0
Bounding Box - X (mm):	-194.3 to 236.4
Bounding Box - Y (mm):	-96.7 to 35.5
Centroid - X (mm):	0.0
Centroid - Y (mm):	0.0
Moments of inertia - X (mm ⁴):	13883772.9
Moments of inertia - Y (mm ⁴):	191329178.5
Product of inertia - XY (mm ⁴):	10860738.1
Radii of gyration - X (mm):	37.8
Radii of gyration - Y (mm):	140.3
Principal moments along X-Y (mm ⁴):	13221501.4 along [1.0 -0.1]
Principal moments along Y-X (mm ⁴):	191991450.0 along [0.1 1.0]
Elastic Modulus - Zx (mm ³):	I / y-max= 143624.5
Elastic Modulus - Zy (mm ³):	J / x-max= 809239.5

BK10 --- 125x134x125x16mm THK. G.M.S. BUILD-UP CHANNEL BRACKET(L=220mm) COATING --- HOT-DIP GALVANIZED
 GRADE --- S275J0



MASS PROPERTIES (UNIT)	VALUES
Area (mm ²):	6144.0
Perimeter (mm):	800.0
Bounding Box - X (mm):	-83.0 to 83.0
Bounding Box - Y (mm):	-81.5 to 43.5
Centroid - X (mm):	0.0
Centroid - Y (mm):	0.0
Moments of inertia - X (mm ⁴):	9399960.9
Moments of inertia - Y (mm ⁴):	18310831.5
Product of inertia - XY (mm ⁴):	-45.4
Radii of gyration - X (mm):	39.1
Radii of gyration - Y (mm):	54.6
Principal moments along X-Y (mm ⁴):	9399960.9 along [1.0 0.0]
Principal moments along Y-X (mm ⁴):	18310831.5 along [0.0 1.0]
Elastic Modulus - Zx (mm ³):	I / y-max= 115311.5
Elastic Modulus - Zy (mm ³):	J / x-max= 220612.2

NOTE :
 1. ALL DIMENSIONS ARE IN mm.
 2. ALL ELEVATIONS ARE VIEWED FROM OUTSIDE.
 3. ALL DIMENSIONS TO BE VERIFIED ON SITE BEFORE FABRICATION.

LEGEND :
 X1 --- DETAIL MARK NO.
 X001 --- REFER SHEET NO.

1. F.F.L. --- FINISHED FLOOR LEVEL
 2. S.F.L. --- STRUCTURAL FLOOR LEVEL
 3. (R) --- REVERSED DETAIL

NO.	DATE	REVISION	BY
A	18/10/2024	GENERAL REVISED	

CLIENT :
MILLION BASE PROPERTIES LIMITED

ARCHITECT :
WONG TUNG & PARTNERS LIMITED
 ARCHITECTS & PLANNERS

STRUCTURAL ENGINEER :
SWW & ASSOCIATES LTD.
 邵賢偉建築工程師

MAIN CONTRACTOR :
顯利工程有限公司
 HIEN LEE ENGINEERING CO., LTD.

美特鋁質有限公司
 MIDI ALUMINIUM FABRICATOR LTD.
 Units 6-8, Sunray Industrial Centre, 1/F
 610 Cha Kwo Ling Road, Kowloon
 Tel:23489211-4 Fax:(852)2727666

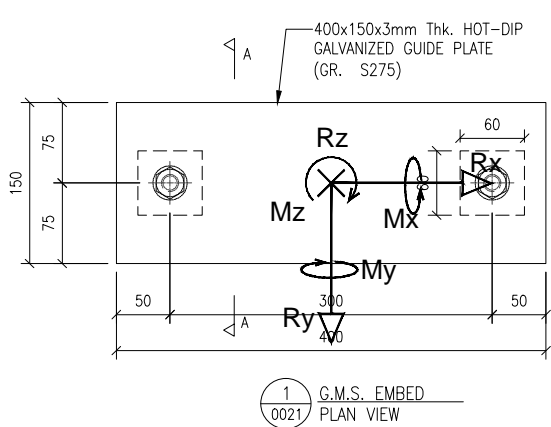
JOB NO. : J-861

PROJECT :
 PROPOSED RESIDENTIAL DEVELOPMENT AT NOS. 3-6 GLENEALY, CENTRAL, HONG KONG

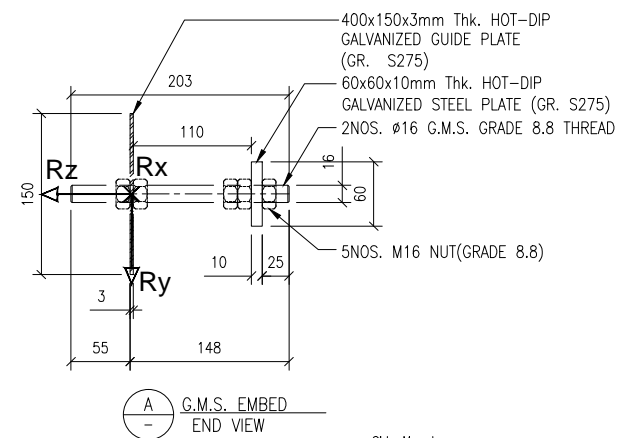
TITLE :
 SECTION PROPERTIES FOR CURTAIN WALL

DATE : 18-Jun.-24	SCALE : 1:2(A1)
DRAWN BY : Asing	CHECKED BY :
DWG NO. : J861-SD-CW-0012	REV. : A

WONG TUNG & PARTNERS LTD.	
APPROVED	
APPROVED AS NOTED	
APPROVED AS NOTED & RESUBMIT	
RESUBMIT	
NO COMMENT	
REFER OTHER CONSULTANT'S COMMENTS	
Reviewed for compliance with the design intent. Comments made shall apply to all similar conditions & details, not just the ones cited.	
The approval shall not be construed as relieving the contractor for compliance with the contract documents & requirements.	
Reviewed By	Date
()	()



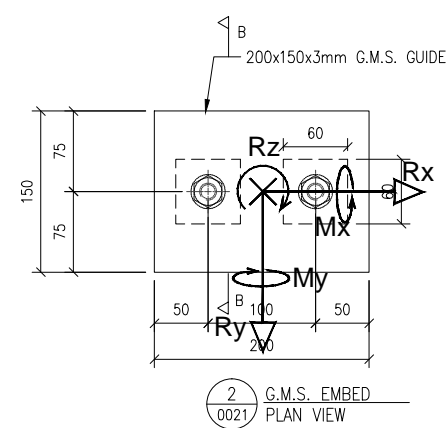
1 G.M.S. EMBED
0021 PLAN VIEW



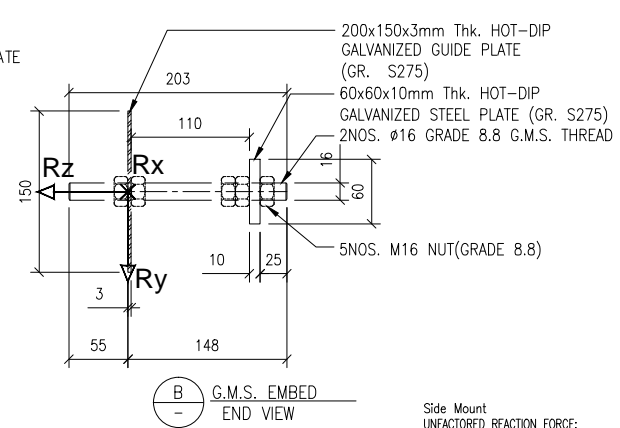
A G.M.S. EMBED
- END VIEW

Side Mount UNFACTORED REACTION FORCE:

	WL (N/out)	WL (Up/down)	DL
Rx (kN)	0	0	0
Ry (kN)	0	3.62	4.9
Rz (kN)	24	0	0
Mx (kNm)	0	0.4	0.54
My (kNm)	0	0	0
Mz (kNm)	0	0	0



2 G.M.S. EMBED
0021 PLAN VIEW



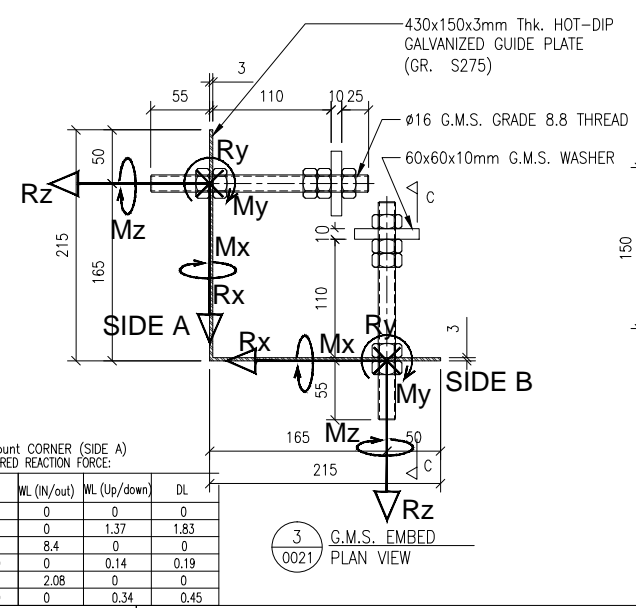
B G.M.S. EMBED
- END VIEW

Side Mount UNFACTORED REACTION FORCE:

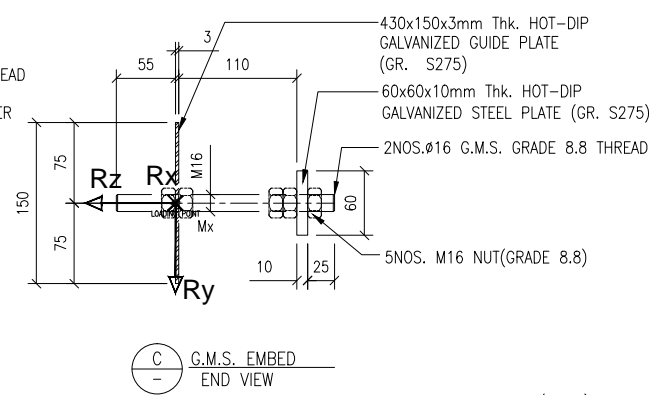
	WL (N/out)	WL (Up/down)	DL
Rx (kN)	0	0	0
Ry (kN)	0	2.8	3.79
Rz (kN)	18.6	0	0
Mx (kNm)	0	0.31	0.42
My (kNm)	2.69	0	0
Mz (kNm)	0	0.41	0.55

CAST-IN TYPE: EM01 DESCRIPTION: 400x150x3mm Thk. HOT-DIP GALVANIZED GUIDE PLATE (GR. S275) W/ Ø16mm GRADE 8.8 G.M.S. THREAD

CAST-IN TYPE: EM02 DESCRIPTION: 200x150x3mm Thk. HOT-DIP GALVANIZED GUIDE PLATE (GR. S275) W/ Ø16mm GRADE 8.8 G.M.S. THREAD



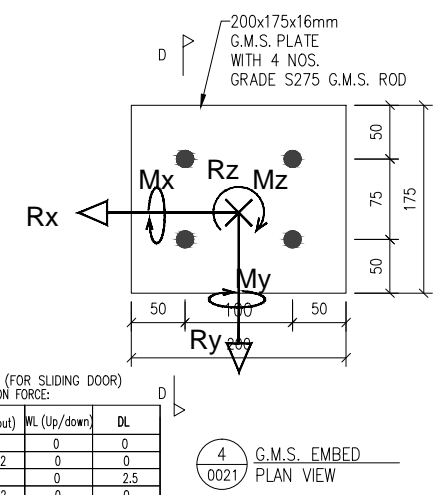
3 G.M.S. EMBED
0021 PLAN VIEW



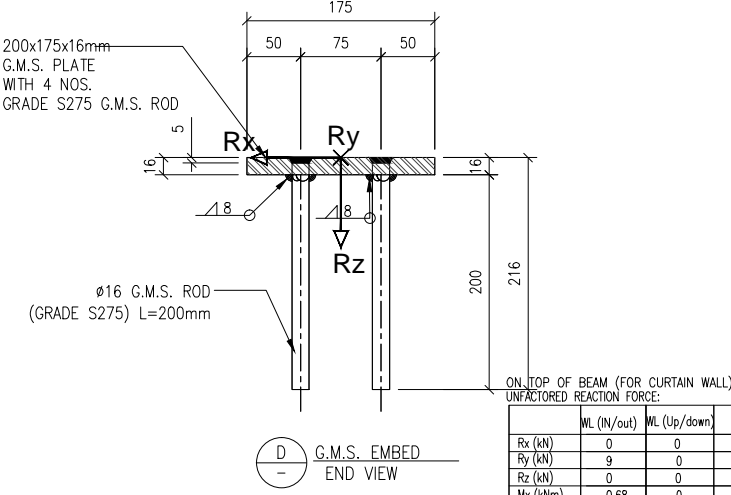
C G.M.S. EMBED
- END VIEW

Side Mount CORNER (SIDE B) UNFACTORED REACTION FORCE:

	WL (N/out)	WL (Up/down)	DL
Rx (kN)	0	0	0
Ry (kN)	0	0.96	1.27
Rz (kN)	5.84	0	0
Mx (kNm)	0	0.1	0.13
My (kNm)	1.45	0	0
Mz (kNm)	0	0.24	0.32



4 G.M.S. EMBED
0021 PLAN VIEW



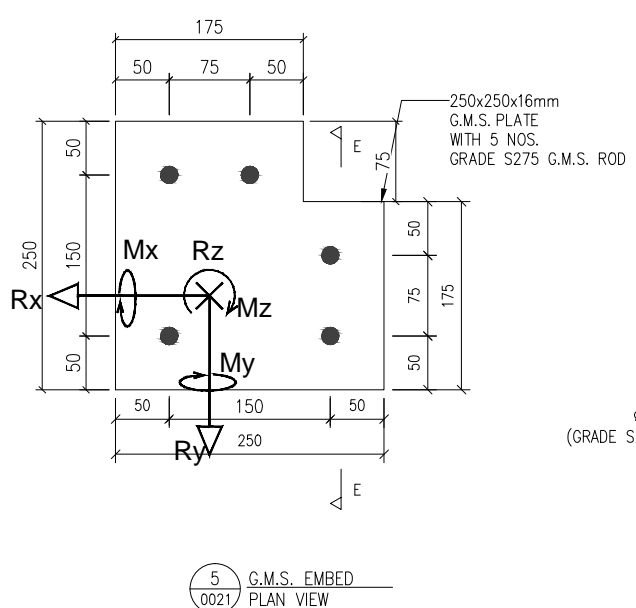
D G.M.S. EMBED
- END VIEW

ON TOP OF BEAM (FOR CURTAIN WALL) UNFACTORED REACTION FORCE:

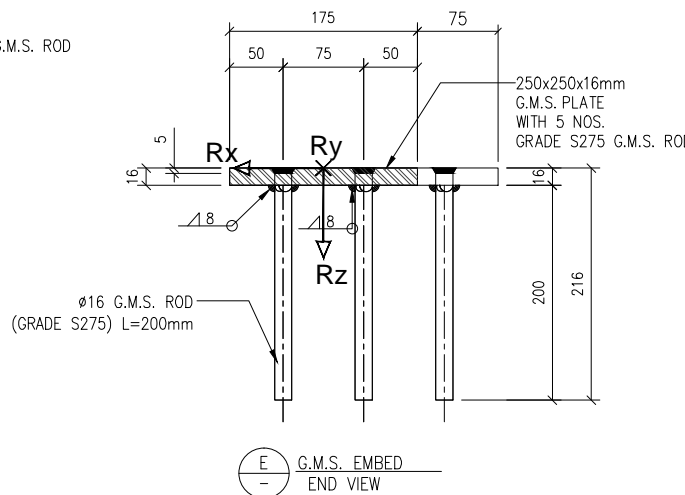
	WL (N/out)	WL (Up/down)	DL
Rx (kN)	0	0	0
Ry (kN)	9	0	0
Rz (kN)	0	0	0
Mx (kNm)	0.68	0	0
My (kNm)	0	0	0
Mz (kNm)	0	0	0

CAST-IN TYPE: EM03 DESCRIPTION: 430x150x3mm Thk. HOT-DIP GALVANIZED GUIDE PLATE (GR. S275) W/ Ø16mm GRADE 8.8 G.M.S. THREAD

CAST-IN TYPE: EM04 DESCRIPTION: 200x175x16mm THK. G.M.S. PLATE W/ Ø16mm GRADE S275 G.M.S. ROD



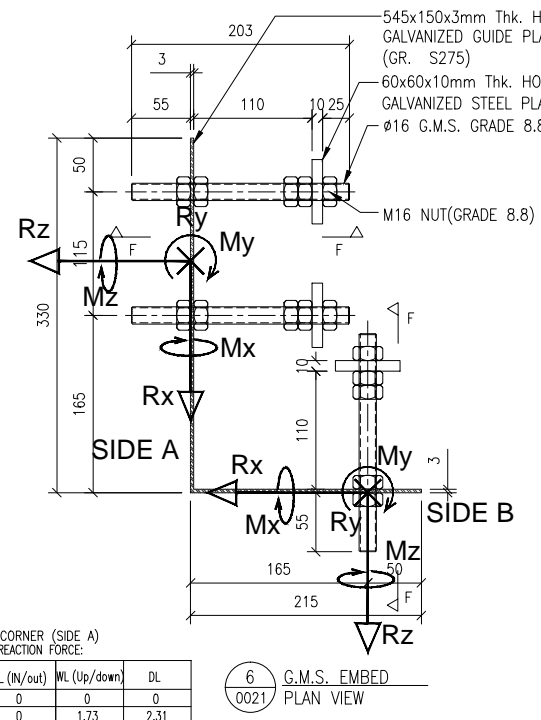
5 G.M.S. EMBED
0021 PLAN VIEW



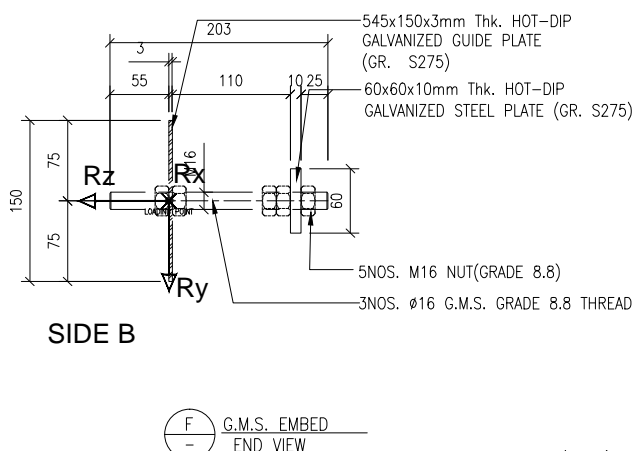
E G.M.S. EMBED
- END VIEW

ON TOP OF BEAM (31/F ONLY) UNFACTORED REACTION FORCE:

	WL (N/out)	WL (Up/down)	DL
Rx (kN)	6.97	0	0
Ry (kN)	4.28	0	0
Rz (kN)	0	0	0
Mx (kNm)	0.32	0	0
My (kNm)	0.52	0	0
Mz (kNm)	0	0	0



6 G.M.S. EMBED
0021 PLAN VIEW



F G.M.S. EMBED
- END VIEW

Side Mount CORNER (SIDE B) UNFACTORED REACTION FORCE:

	WL (N/out)	WL (Up/down)	DL
Rx (kN)	0	0	0
Ry (kN)	0	0.95	1.27
Rz (kN)	5.84	0	0
Mx (kNm)	0	0.1	0.13
My (kNm)	0	0	0
Mz (kNm)	0	0.24	0.32

CAST-IN TYPE: EM05 DESCRIPTION: 250x250x16mm THK. G.M.S. PLATE W/ Ø16mm GRADE S275 G.M.S. ROD

CAST-IN TYPE: EM06 DESCRIPTION: 545x150x3mm Thk. HOT-DIP GALVANIZED GUIDE PLATE (GR. S275) W/ Ø16mm GRADE 8.8 G.M.S. THREAD

NOTE :
1. ALL DIMENSIONS ARE IN mm.
2. ALL ELEVATIONS ARE VIEWED FROM OUTSIDE.
3. ALL DIMENSIONS TO BE VERIFIED ON SITE BEFORE FABRICATION.

LEGEND :
X1 - DETAIL MARK NO.
X001 - REFER SHEET NO.

1. F.F.L. --- FINISHED FLOOR LEVEL
2. S.F.L. --- STRUCTURAL FLOOR LEVEL
3. (R) --- REVERSED DETAIL

NO.	DATE	REVISED	BY
A	16/9/2024	GENERAL REVISED	

CLIENT :
MILLION BASE PROPERTIES LIMITED

ARCHITECT :
WONG TUNG & PARTNERS LIMITED
ARCHITECTS & PLANNERS

STRUCTURAL ENGINEER :
SYW & ASSOCIATES LTD.
SYW 鄧寶偉建築工程師

MAIN CONTRACTOR :
顯利工程有限公司
HIEN LEE ENGINEERING CO., LTD.

美特鋁質有限公司
MIDI ALUMINIUM FABRICATOR LTD.
Units 6-8, Sunray Industrial Centre, 1/F
610 Cha Kwo Ling Road, Kowloon
Tel:23489211-4 Fax:(852)2727666

JOB NO. : J-861

PROJECT : PROPOSED RESIDENTIAL DEVELOPMENT AT NOS. 3-6 GLENEALY, CENTRAL, HONG KONG

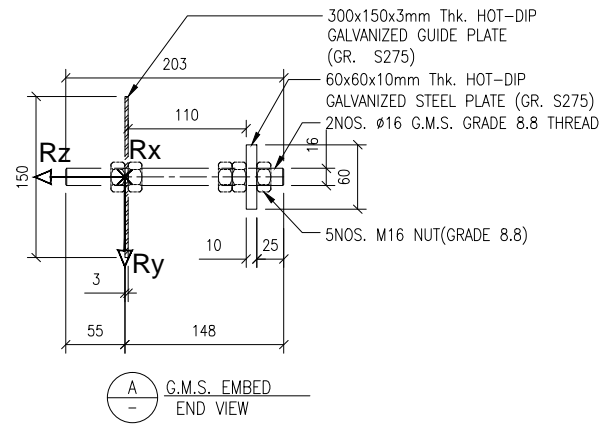
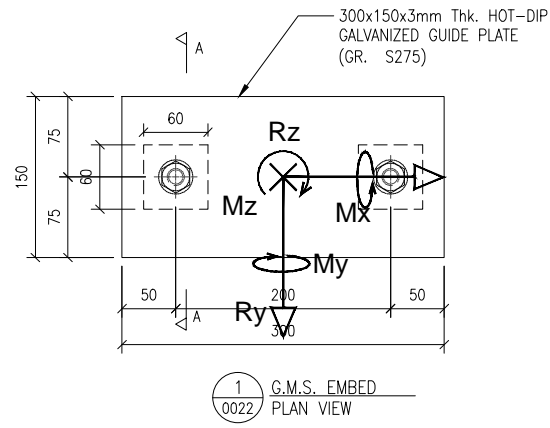
TITLE : EMBED SCHEDULE FOR CURTAIN WALL

DATE : 22-Aug.-24 SCALE : 1:3(A1)

DRAWN BY : Asing CHECKED BY :

DWG NO. : J861-SD-CW-0021 REV. : A

WONG TUNG & PARTNERS LTD.	
APPROVED	
APPROVED AS NOTED	
APPROVED AS NOTED & RESUBMIT	
RESUBMIT	
NO COMMENT	
REFER OTHER CONSULTANT'S COMMENTS	
Reviewed for compliance with the design intent. Comments made shall apply to all similar conditions & details, not just the ones cited. The approval shall not be construed as relieving the contractor for compliance with the contract documents & requirements.	
Reviewed By	Date



Side Mount (FOR 31/F CORNER ONLY)
UNFACTORED REACTION FORCE:

	WL (In/out)	WL (Up/down)	DL
Rx (kN)	0	0	0
Ry (kN)	0	0	3.72
Rz (kN)	17.81	0	0
Mx (kNm)	0	0	0.34
My (kNm)	6.16	0	0
Mz (kNm)	0	0	1.29

CAST-IN TYPE: EM07 DESCRIPTION: 300x150x3mm Thk. HOT-DIP GALVANIZED GUIDE PLATE (GR. S275) W/ Ø16mm GRADE 8.8 G.M.S. THREAD

NOTE :
 1. ALL DIMENSIONS ARE IN mm.
 2. ALL ELEVATIONS ARE VIEWED FROM OUTSIDE.
 3. ALL DIMENSIONS TO BE VERIFIED ON SITE BEFORE FABRICATION.

LEGEND :
 (X1) --- DETAIL MARK NO.
 (X001) --- REFER SHEET NO.

1. F.F.L. --- FINISHED FLOOR LEVEL
 2. S.F.L. --- STRUCTURAL FLOOR LEVEL
 3. (R) --- REVERSED DETAIL

NO.	DATE	REVISED	BY

CLIENT :
MILLION BASE PROPERTIES LIMITED


ARCHITECT :
WONG TUNG & PARTNERS LIMITED
 ARCHITECTS & PLANNERS



STRUCTURAL ENGINEER :
SYW & ASSOCIATES LTD.
 邵賢偉建築工程師



MAIN CONTRACTOR :
顯利工程有限公司
 HIEN LEE ENGINEERING CO., LTD.



MIDI ALUMINIUM FABRICATOR LTD.
 Units 6-8, Sunray Industrial Centre, 1/F
 610 Cha Kwo Ling Road, Kowloon
 Tel:23489211-4 Fax:(852)2727666

JOB NO. : J-861

PROJECT :
 PROPOSED RESIDENTIAL DEVELOPMENT AT NOS. 3-6 GLENEALY, CENTRAL, HONG KONG

TITLE :
 EMBED SCHEDULE FOR CURTAIN WALL

DATE : 22-Aug.-24 SCALE : 1:3(A1)
 DRAWN BY : Asing CHECKED BY :
 DWG NO. : J861-SD-CW-0022 REV. : -

WONG TUNG & PARTNERS LTD.	
APPROVED	
APPROVED AS NOTED	
APPROVED AS NOTED & RESUBMIT	
RESUBMIT	
NO COMMENT	
REFER OTHER CONSULTANT'S COMMENTS	
Reviewed for compliance with the design intent. Comments made shall apply to all similar conditions & details, not just the ones cited. The approval shall not be construed as relieving the contractor for compliance with the contract documents & requirements.	
Reviewed By	Date
_____ ()	_____ ()

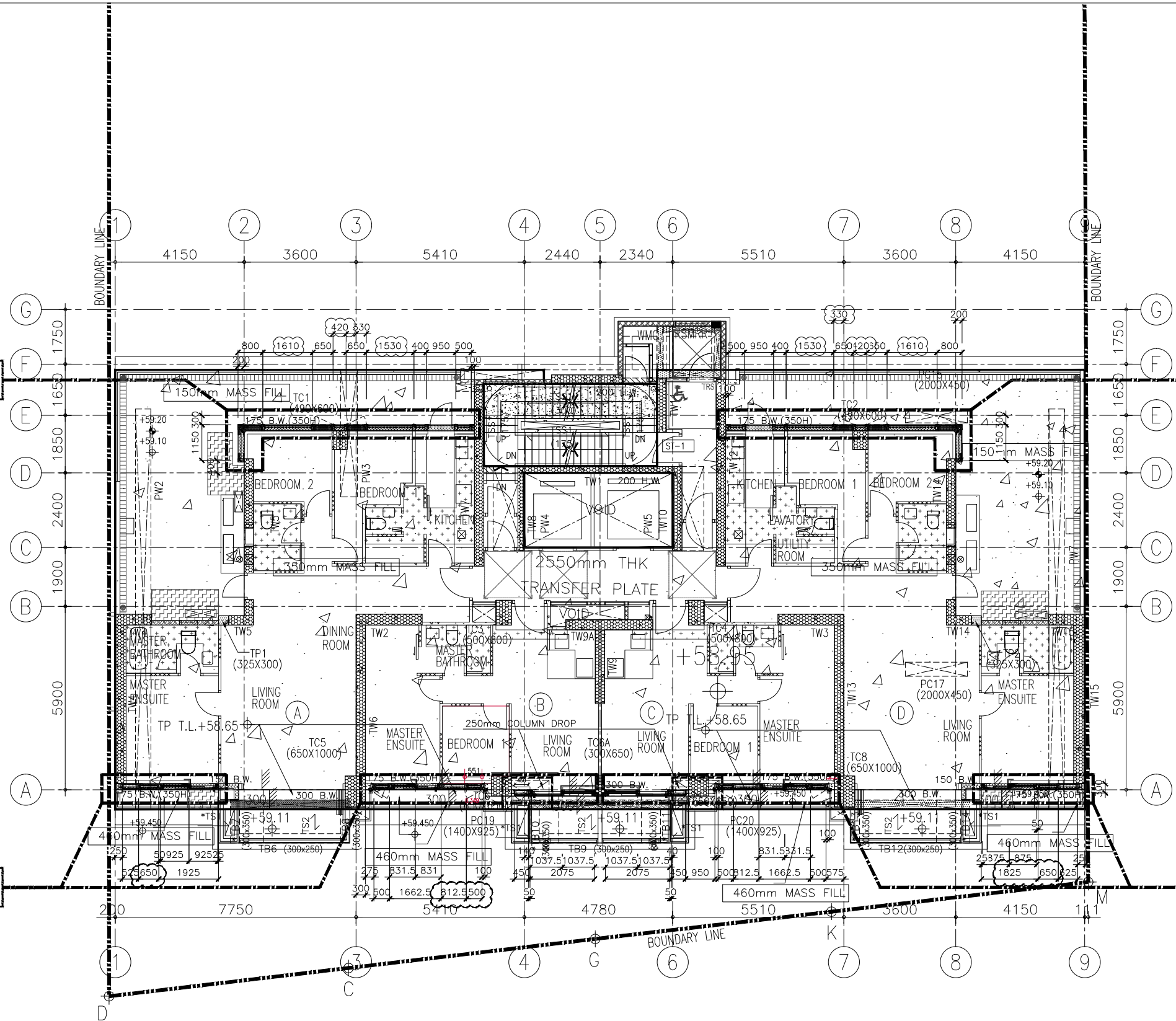
K:\DB\1786176 Submission\1 Shop Drawing\7 Curtain Wall\20250257-861 CURTAIN WALL SHOPDRAWING 3rd SUBMISSION\4-861-SD-CW-0021-0022 (Embed Schedule).dwg, 08/05/25, 11:11:36, DWG to PDF.pc3

REFER DRAWING:
J861-SD-CW-1/3006

REFER DRAWING:
J861-SD-CW-1/3006

REFER DRAWING:
J861-SD-CW-1/3001

REFER DRAWING:
J861-SD-CW-1/3002



1 TOWER 2/F PLAN
- CURTAIN WALL

NOTE :
 1. ALL DIMENSIONS ARE IN mm.
 2. ALL ELEVATIONS ARE VIEWED FROM OUTSIDE.
 3. ALL DIMENSIONS TO BE VERIFIED ON SITE BEFORE FABRICATION.

LEGEND :

X1 — DETAIL MARK NO.
 X001 — REFER SHEET NO.

1. F.F.L. — FINISHED FLOOR LEVEL
 2. S.F.L. — STRUCTURAL FLOOR LEVEL
 3. (R) — REVERSED DETAIL

B	6/11/2024	GENERAL REVISED	
A	20/9/2024	GENERAL REVISED	
NO.	DATE	REVISED	BY

CLIENT :
MILLION BASE PROPERTIES LIMITED

ARCHITECT :
WONG TUNG & PARTNERS LIMITED
ARCHITECTS & PLANNERS

STRUCTURAL ENGINEER :
SWW | SYW & ASSOCIATES LTD.
邵賢偉建築工程師

MAIN CONTRACTOR :
顯利工程有限公司
HIEN LEE ENGINEERING CO., LTD.

美特鋁質有限公司
MIDI ALUMINIUM FABRICATOR LTD.
Units 6-8, Sunray Industrial Centre, 1/F
610 Cha Kwo Ling Road, Kowloon
Tel: 23489211-4 Fax: (852) 2727666

JOB NO. : J-861

PROJECT :
PROPOSED RESIDENTIAL
DEVELOPMENT AT NOS. 3-6
GLENEALY, CENTRAL, HONG KONG

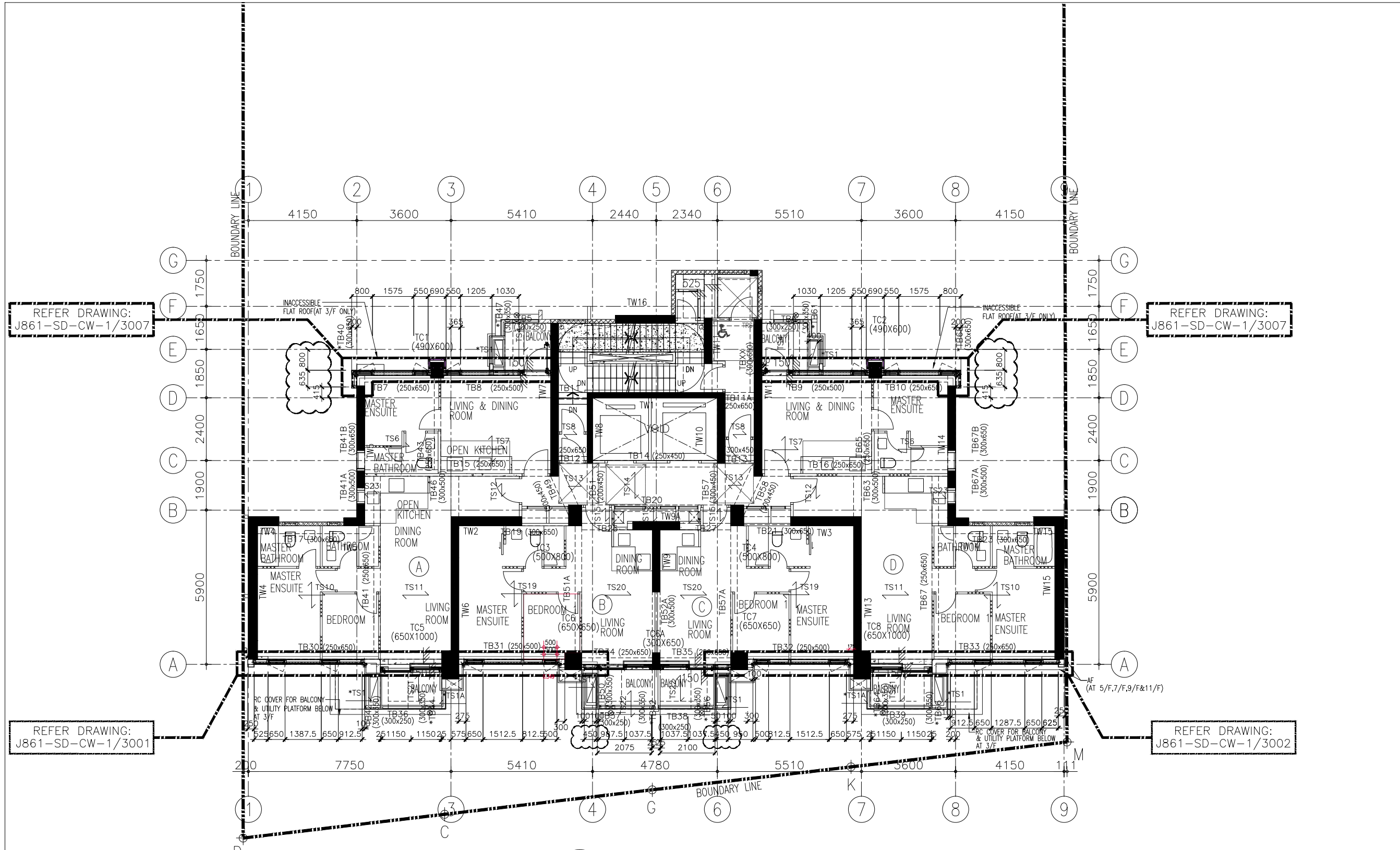
TITLE :
TOWER 2/F PLAN
FOR CURTAIN WALL

DATE : 18-Jun.-24 SCALE : 1:75 (A1)

DRAWN BY : Asing CHECKED BY :

DWG NO. : J861-SD-CW-1001 REV. : B

WONG TUNG & PARTNERS LTD.	
APPROVED	
APPROVED AS NOTED	
APPROVED AS NOTED & RESUBMIT	
RESUBMIT	
NO COMMENT	
REFER OTHER CONSULTANT'S COMMENTS	
Reviewed for compliance with the design intent. Comments made shall apply to all similar conditions & details, not just the ones cited. The approval shall not be construed as relieving the contractor for compliance with the contract documents & requirements.	
Reviewed By	Date
()	()



1 LOW ZONE TOWER 3/F TO 12/F PLAN (4/F,13/F&14/F OMITTED) (9 STOREYS)
 - CURTAIN WALL

NOTE :
 1. ALL DIMENSIONS ARE IN mm.
 2. ALL ELEVATIONS ARE VIEWED FROM OUTSIDE.
 3. ALL DIMENSIONS TO BE VERIFIED ON SITE BEFORE FABRICATION.

LEGEND :

(X1) — DETAIL MARK NO.
 (X001) — REFER SHEET NO.

1. F.F.L. — FINISHED FLOOR LEVEL
 2. S.F.L. — STRUCTURAL FLOOR LEVEL
 3. (R) — REVERSED DETAIL

B	6/11/2024	GENERAL REVISED	
A	20/9/2024	GENERAL REVISED	
NO.	DATE	REVISED	BY

CLIENT :
MILLION BASE PROPERTIES LIMITED

ARCHITECT :
WONG TUNG & PARTNERS LIMITED
 ARCHITECTS & PLANNERS

STRUCTURAL ENGINEER :
SYW & ASSOCIATES LTD.
 邵賢偉建築工程師

MAIN CONTRACTOR :
顯利工程有限公司
 HIEN LEE ENGINEERING CO., LTD.

美特鋁質有限公司
 MIDI ALUMINIUM FABRICATOR LTD.
 Units 6-8, Sunray Industrial Centre, 1/F
 610 Cha Kwo Ling Road, Kowloon
 Tel:23489211-4 Fax:(852)2727666

JOB NO. : J-861

PROJECT :
 PROPOSED RESIDENTIAL DEVELOPMENT AT NOS. 3-6 GLENEALY, CENTRAL, HONG KONG

TITLE :
 LOW ZONE TOWER 3/F TO 12/F PLAN (4/F,13/F&14/F OMITTED) FOR CURTAIN WALL

DATE : 18-Jun.-24 SCALE : 1:75 (A1)

DRAWN BY : Asing CHECKED BY :

DWG NO. : J861-SD-CW-1002 REV. : B

WONG TUNG & PARTNERS LTD.	
APPROVED	
APPROVED AS NOTED	
APPROVED AS NOTED & RESUBMIT	
RESUBMIT	
NO COMMENT	
REFER OTHER CONSULTANT'S COMMENTS	
Reviewed for compliance with the design intent. Comments made shall apply to all similar conditions & details, not just the ones cited. The approval shall not be construed as relieving the contractor for compliance with the contract documents & requirements.	
Reviewed By	Date

FLOOR LEVEL

3/F	+62.60
5/F	+65.90
6/F	+69.20
7/F	+72.50
8/F	+75.80
9/F	+79.10
10/F	+82.40
11/F	+85.70
12/F	+89.00

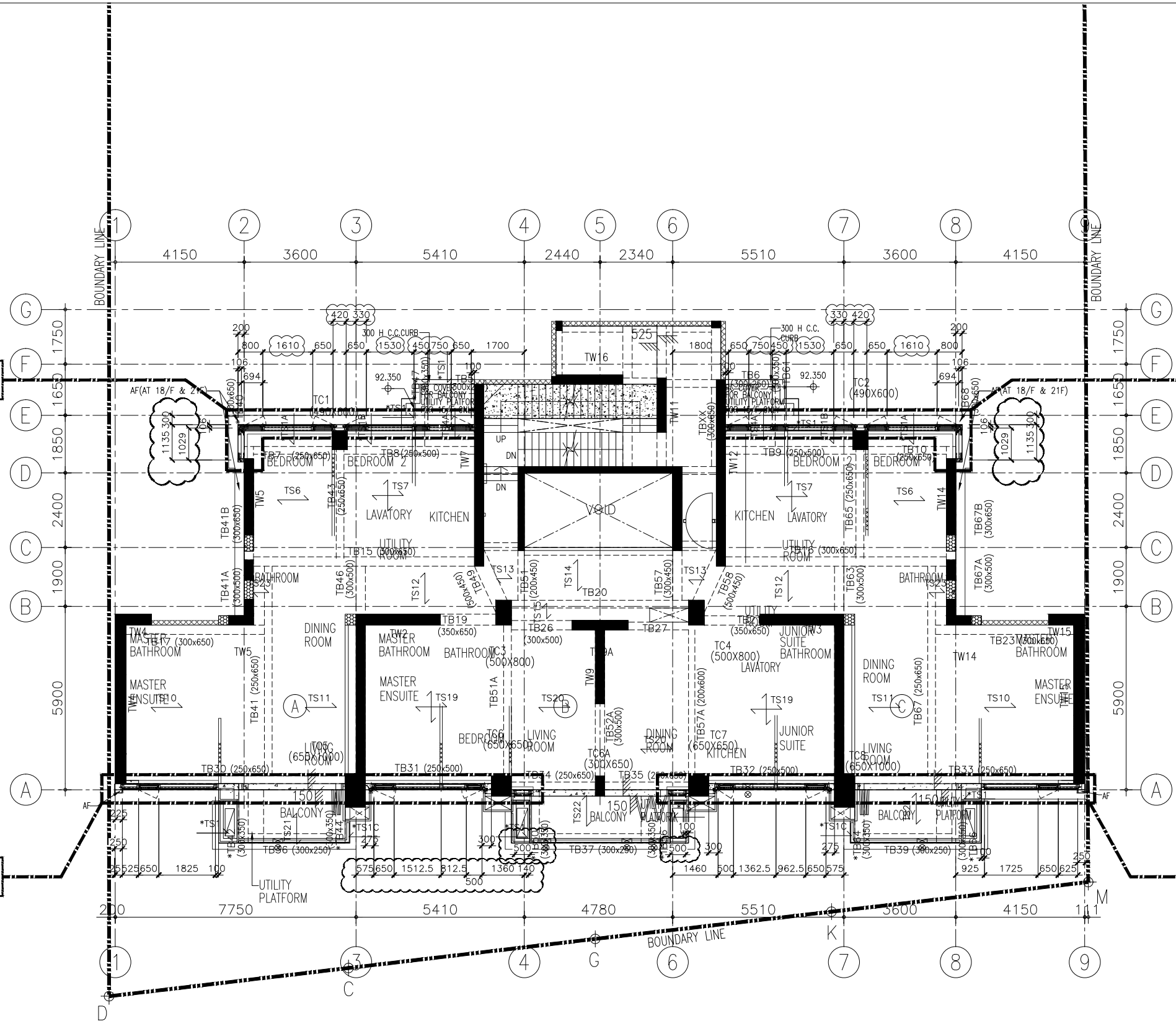
K:\053\7861\6 Submission\1 Shop Drawing\7 Curtain Wall\20250225-861-SD-CW-1002-1004-Plan.dwg, 04/23/25 16:07:48, DWG to PDF.pc3

REFER DRAWING:
J861-SD-CW-1/3008

REFER DRAWING:
J861-SD-CW-1/3008



REFER DRAWING:
J861-SD-CW-1/3003

REFER DRAWING:
J861-SD-CW-1/3004



1 MID ZONE TOWER 15/F TO 19/F PLAN (5 STOREYS)
CURTAIN WALL

NOTE:
1. ALL DIMENSIONS ARE IN mm.
2. ALL ELEVATIONS ARE VIEWED FROM OUTSIDE.
3. ALL DIMENSIONS TO BE VERIFIED ON SITE BEFORE FABRICATION.

LEGEND:
 — DETAIL MARK NO.
 — REFER SHEET NO.

1. F.F.L. — FINISHED FLOOR LEVEL
2. S.F.L. — STRUCTURAL FLOOR LEVEL
3. (R) — REVERSED DETAIL

B	6/11/2024	GENERAL REVISED	
A	20/9/2024	GENERAL REVISED	
NO.	DATE	REVISED	BY

CLIENT:
MILLION BASE PROPERTIES LIMITED

ARCHITECT:
WONG TUNG & PARTNERS LIMITED
ARCHITECTS & PLANNERS



STRUCTURAL ENGINEER:
SYW & ASSOCIATES LTD.
SYW 邵賢偉建築工程師



MAIN CONTRACTOR:
顯利工程有限公司
HIEN LEE ENGINEERING CO., LTD.



美特鋁質有限公司
MIDI ALUMINIUM FABRICATOR LTD.
Units 6-8, Sunray Industrial Centre, 1/F
610 Cha Kwo Ling Road, Kowloon
Tel: 23489211-4 Fax: (852) 2727666

JOB NO.: J-861

PROJECT:
PROPOSED RESIDENTIAL DEVELOPMENT AT NOS. 3-6 GLENEALY, CENTRAL, HONG KONG

TITLE:
MID ZONE TOWER 15/F TO 21/F PLAN FOR CURTAIN WALL

DATE: 18-Jun.-24 SCALE: 1:75 (A1)

DRAWN BY: Asing CHECKED BY:

DWG NO.: J861-SD-CW-1003 REV.: B

WONG TUNG & PARTNERS LTD.	
APPROVED	
APPROVED AS NOTED	
APPROVED AS NOTED & RESUBMIT	
RESUBMIT	
NO COMMENT	
REFER OTHER CONSULTANT'S COMMENTS	
Reviewed for compliance with the design intent. Comments made shall apply to all similar conditions & details, not just the ones cited. The approval shall not be construed as relieving the contractor of compliance with the contract documents & requirements.	
Reviewed By	Date

FLOOR LEVEL

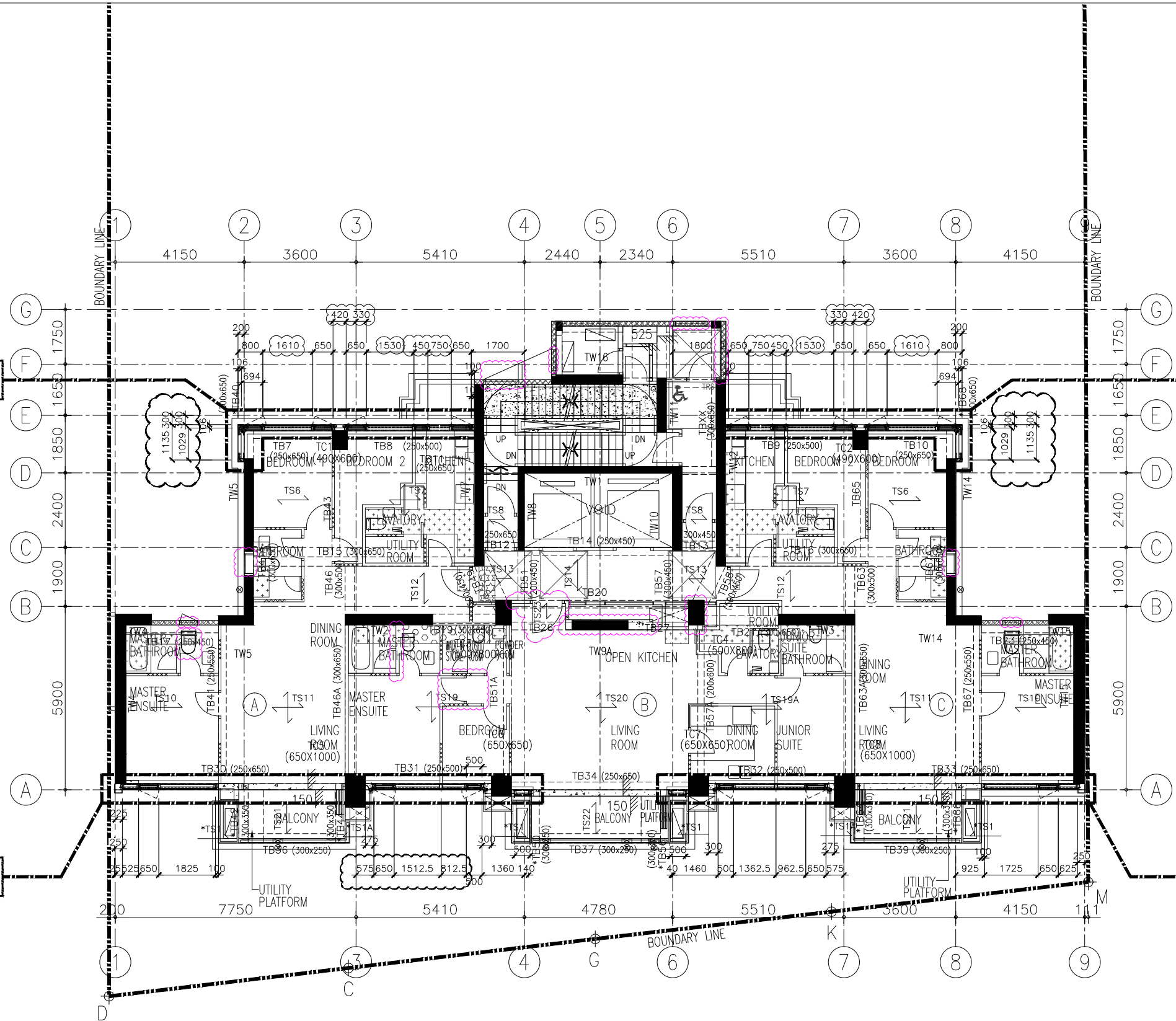
15/F	+92.30
16/F	+95.60
17/F	+98.90
18/F	+102.20
19/F	+105.50
20/F	+108.80
21/F	+112.10

REFER DRAWING:
J861-SD-CW-1/3008

REFER DRAWING:
J861-SD-CW-1/3008



REFER DRAWING:
J861-SD-CW-1/3003

REFER DRAWING:
J861-SD-CW-1/3004



1 MID ZONE TOWER 20/F TO 23/F PLAN (4 STOREYS)
CURTAIN WALL

NOTE :
1. ALL DIMENSIONS ARE IN mm.
2. ALL ELEVATIONS ARE VIEWED FROM OUTSIDE.
3. ALL DIMENSIONS TO BE VERIFIED ON SITE BEFORE FABRICATION.

LEGEND :
 — DETAIL MARK NO.
 — REFER SHEET NO.

1. F.F.L. --- FINISHED FLOOR LEVEL
2. S.F.L. --- STRUCTURAL FLOOR LEVEL
3. (R) --- REVERSED DETAIL

B	6/11/2024	GENERAL REVISED	
A	20/9/2024	GENERAL REVISED	
NO.	DATE	REVISED	BY

CLIENT :
MILLION BASE PROPERTIES LIMITED

ARCHITECT :
WONG TUNG & PARTNERS LIMITED
ARCHITECTS & PLANNERS



STRUCTURAL ENGINEER :
SYW & ASSOCIATES LTD.
SYW 邵賢偉建築工程師



MAIN CONTRACTOR :
顯利工程有限公司
HIEN LEE ENGINEERING CO., LTD.



美特鋁質有限公司
MIDI ALUMINIUM FABRICATOR LTD.
Units 6-8, Sunray Industrial Centre, 1/F
610 Cha Kwo Ling Road, Kowloon
Tel: 23489211-4 Fax: (852) 2727666

JOB NO. : J-861

PROJECT :
PROPOSED RESIDENTIAL
DEVELOPMENT AT NOS. 3-6
GLENEALY, CENTRAL, HONG KONG

TITLE :
MID ZONE
TOWER 22/F TO 23/F PLAN
FOR CURTAIN WALL

DATE : 18-Jun.-24 SCALE : 1:75 (A1)

DRAWN BY : Asing CHECKED BY :

DWG NO. : J861-SD-CW-1004 REV. : B

WONG TUNG & PARTNERS LTD.	
APPROVED	
APPROVED AS NOTED	
APPROVED AS NOTED & RESUBMIT	
RESUBMIT	
NO COMMENT	
REFER OTHER CONSULTANT'S COMMENTS	
Reviewed for compliance with the design intent. Comments made shall apply to all similar conditions & details, not just the ones cited. The approval shall not be construed as relieving the contractor for compliance with the contract documents & requirements.	
Reviewed By	Date
()	()

FLOOR LEVEL

22/F	+115.40
23/F	+118.70

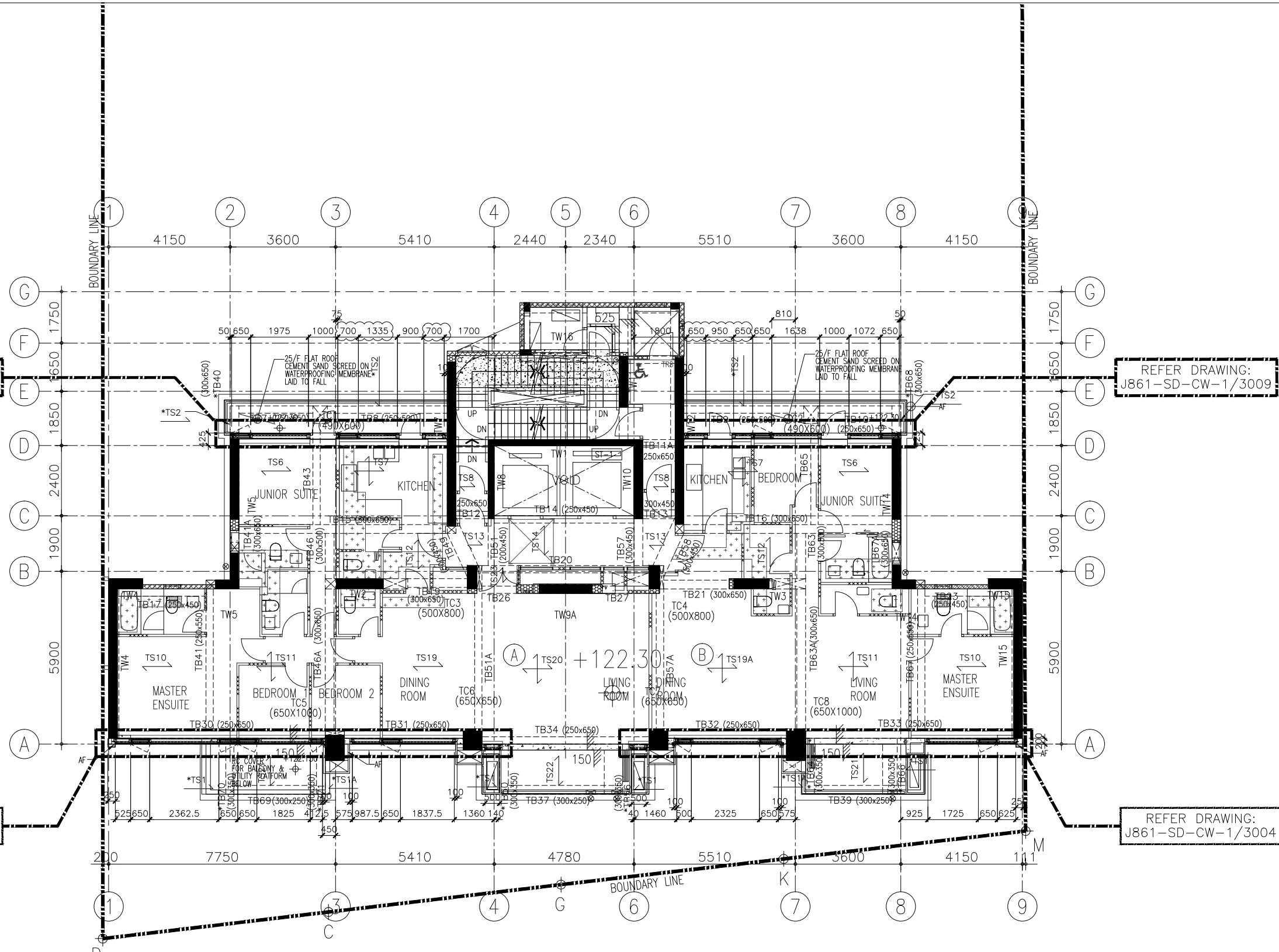
K:\0361\36116_Submission\1_Shop Drawing\7_Curtain Wall\20250225-861-SD-CW-1004-1004-Plan.dwg, 04/23/25 16:08:29, DWG To PDF.pc3

REFER DRAWING:
J861-SD-CW-1/3009

REFER DRAWING:
J861-SD-CW-1/3009



REFER DRAWING:
J861-SD-CW-1/3003


REFER DRAWING:
J861-SD-CW-1/3004



1 TOWER 25/F PLAN
CURTAIN WALL

NOTE:
1. ALL DIMENSIONS ARE IN mm.
2. ALL ELEVATIONS ARE VIEWED FROM OUTSIDE.
3. ALL DIMENSIONS TO BE VERIFIED ON SITE BEFORE FABRICATION.

LEGEND:
 — DETAIL MARK NO.
 — REFER SHEET NO.

1. F.F.L. --- FINISHED FLOOR LEVEL
2. S.F.L. --- STRUCTURAL FLOOR LEVEL
3.  --- REVERSED DETAIL

B	6/11/2024	GENERAL REVISED	
A	20/9/2024	GENERAL REVISED	
NO.	DATE	REVISED	BY

CLIENT:
MILLION BASE PROPERTIES LIMITED

ARCHITECT:
WONG TUNG & PARTNERS LIMITED
ARCHITECTS & PLANNERS



STRUCTURAL ENGINEER:
SYW & ASSOCIATES LTD.
SYW 邵賢偉建築工程師



MAIN CONTRACTOR:
顯利工程有限公司
HIEN LEE ENGINEERING CO., LTD.



美特鋁質有限公司
MIDI ALUMINIUM FABRICATOR LTD.
Units 6-8, Sunray Industrial Centre, 1/F
610 Cha Kwo Ling Road, Kowloon
Tel: 23489211-4 Fax: (852) 2727666

JOB NO.: J-861

PROJECT:
PROPOSED RESIDENTIAL
DEVELOPMENT AT NOS. 3-6
GLENEALY, CENTRAL, HONG KONG

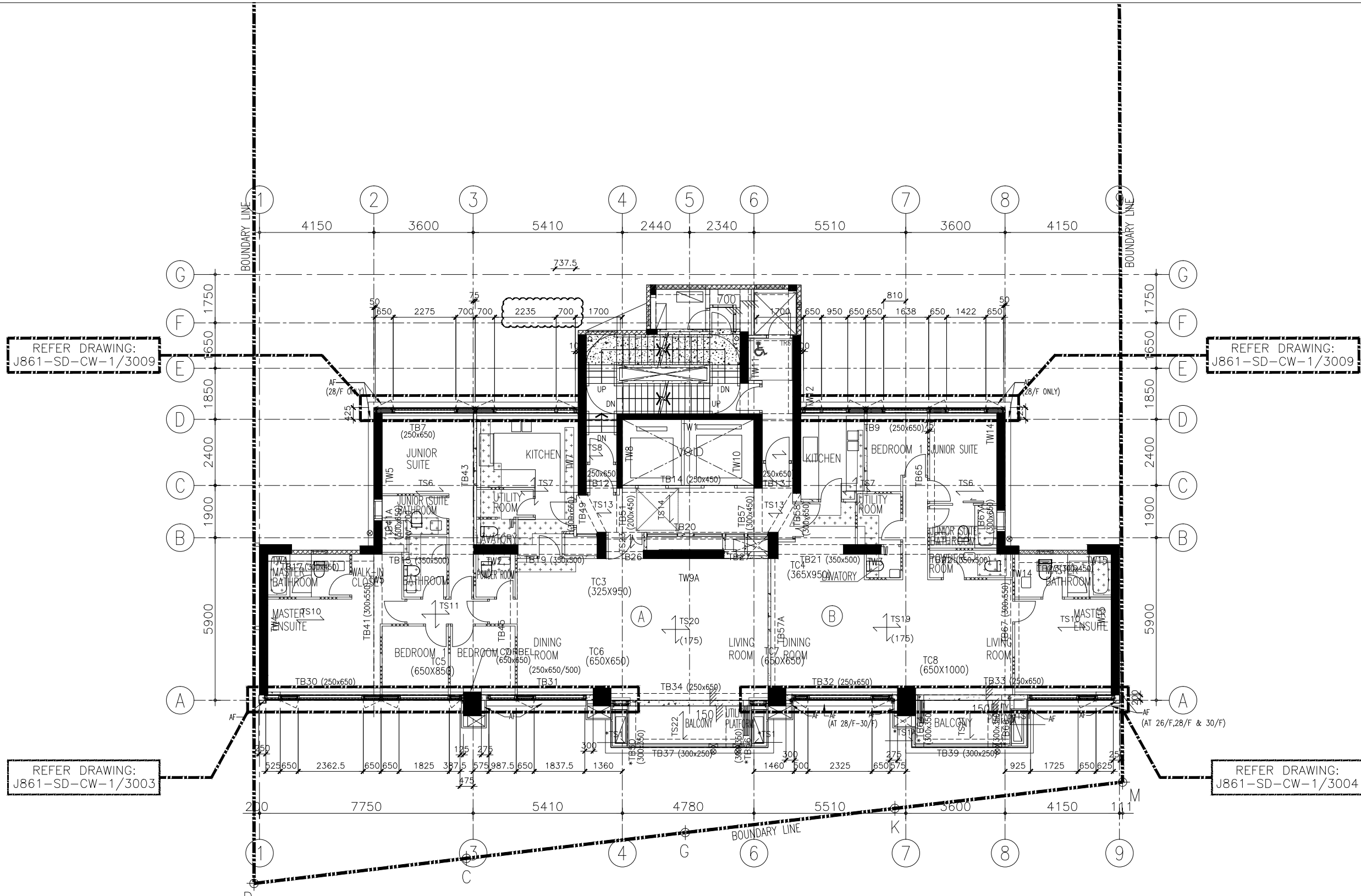
TITLE:
TOWER 25/F PLAN
FOR CURTAIN WALL

DATE: 18-Jun.-24 SCALE: 1:75 (A1)

DRAWN BY: Asing CHECKED BY:

DWG NO.: J861-SD-CW-1005 REV.: B

WONG TUNG & PARTNERS LTD.	
APPROVED	
APPROVED AS NOTED	
APPROVED AS NOTED & RESUBMIT	
RESUBMIT	
NO COMMENT	
REFER OTHER CONSULTANT'S COMMENTS	
Reviewed for compliance with the design intent. Comments made shall apply to all similar conditions & details, not just the ones cited. The approval shall not be construed as relieving the contractor for compliance with the contract documents & requirements.	
Reviewed By	Date
()	()



REFER DRAWING:
J861-SD-CW-1/3009

REFER DRAWING:
J861-SD-CW-1/3009

REFER DRAWING:
J861-SD-CW-1/3003

REFER DRAWING:
J861-SD-CW-1/3004

1 HIGH ZONE TOWER 26/F TO 30/F PLAN (5 STOREYS)
- CURTAIN WALL

NOTE :
 1. ALL DIMENSIONS ARE IN mm.
 2. ALL ELEVATIONS ARE VIEWED FROM OUTSIDE.
 3. ALL DIMENSIONS TO BE VERIFIED ON SITE BEFORE FABRICATION.

LEGEND :

(X1) — DETAIL MARK NO.
 (X001) — REFER SHEET NO.

1. F.F.L. — FINISHED FLOOR LEVEL
 2. S.F.L. — STRUCTURAL FLOOR LEVEL
 3. (R) — REVERSED DETAIL

B	6/11/2024	GENERAL REVISED	
A	20/9/2024	GENERAL REVISED	
NO.	DATE	REVISED	BY

CLIENT :
MILLION BASE PROPERTIES LIMITED

ARCHITECT :
WONG TUNG & PARTNERS LIMITED
ARCHITECTS & PLANNERS

STRUCTURAL ENGINEER :
SWW | SYW & ASSOCIATES LTD.
邵賢偉建築工程師

MAIN CONTRACTOR :
顯利工程有限公司
HIEN LEE ENGINEERING CO., LTD.

美特鋁質有限公司
MIDI ALUMINIUM FABRICATOR LTD.
Units 6-8, Sunray Industrial Centre, 1/F
610 Cha Kwo Ling Road, Kowloon
Tel:23489211-4 Fax:(852)2727666

JOB NO. : J-861

PROJECT :
PROPOSED RESIDENTIAL
DEVELOPMENT AT NOS. 3-6
GLENEALY, CENTRAL, HONG KONG

TITLE :
HIGH ZONE
TOWER 26/F TO 30/F PLAN
FOR CURTAIN WALL

DATE : 18-Jun.-24 SCALE : 1:75 (A1)

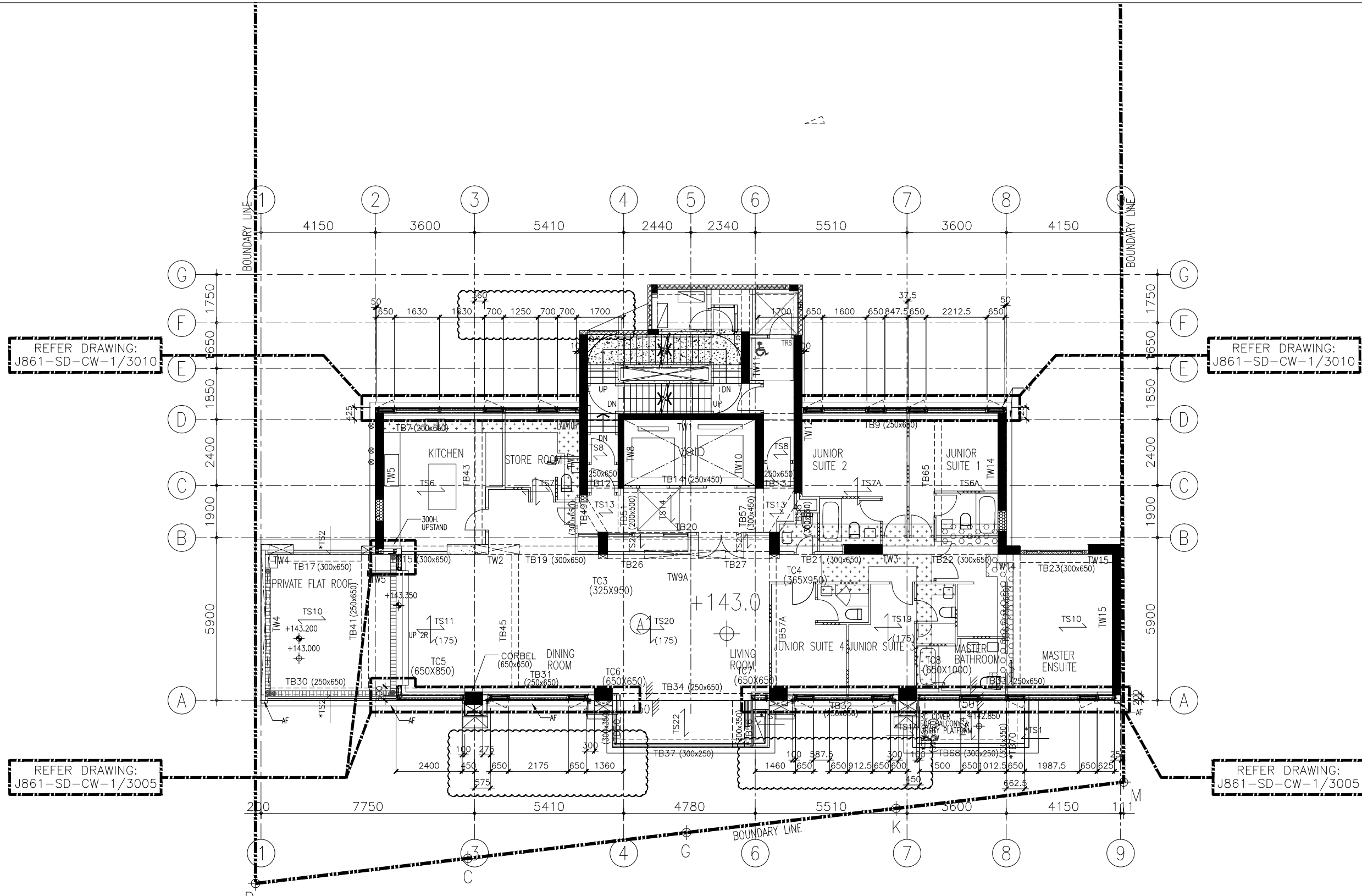
DRAWN BY : Asing CHECKED BY :

DWG NO. : J861-SD-CW-1006 REV. : B

WONG TUNG & PARTNERS LTD.	
APPROVED	
APPROVED AS NOTED	
APPROVED AS NOTED & RESUBMIT	
RESUBMIT	
NO COMMENT	
REFER OTHER CONSULTANT'S COMMENTS	
Reviewed for compliance with the design intent. Comments made shall apply to all similar conditions & details, not just the ones cited. The approval shall not be construed as relieving the contractor for compliance with the contract documents & requirements.	
Reviewed By	Date
()	()

FLOOR LEVEL

26/F	+125.50
27/F	+129.00
28/F	+132.50
29/F	+136.00
30/F	+139.50



REFER DRAWING:
J861-SD-CW-1/3010

REFER DRAWING:
J861-SD-CW-1/3010

REFER DRAWING:
J861-SD-CW-1/3005

REFER DRAWING:
J861-SD-CW-1/3005

1 TOWER 31/F PLAN
CURTAIN WALL

NOTE :
 1. ALL DIMENSIONS ARE IN mm.
 2. ALL ELEVATIONS ARE VIEWED FROM OUTSIDE.
 3. ALL DIMENSIONS TO BE VERIFIED ON SITE BEFORE FABRICATION.

LEGEND :

(X1) — DETAIL MARK NO.
 (X001) — REFER SHEET NO.

1. F.F.L. — FINISHED FLOOR LEVEL
 2. S.F.L. — STRUCTURAL FLOOR LEVEL
 3. (R) — REVERSED DETAIL

A	20/9/2024	GENERAL REVISED	
NO.	DATE	REVISED	BY

CLIENT :
MILLION BASE PROPERTIES LIMITED

ARCHITECT :
WONG TUNG & PARTNERS LIMITED
ARCHITECTS & PLANNERS

STRUCTURAL ENGINEER :
SYW & ASSOCIATES LTD.
SYW 邵賢偉建築工程師

MAIN CONTRACTOR :
顯利工程有限公司
HIEN LEE ENGINEERING CO., LTD.

MIDI ALUMINIUM FABRICATOR LTD.
美特鋁質有限公司
Units 6-8, Sunray Industrial Centre, 1/F
610 Cha Kwo Ling Road, Kowloon
Tel: 23489211-4 Fax: (852) 2727666

JOB NO. : J-861

PROJECT :
PROPOSED RESIDENTIAL
DEVELOPMENT AT NOS. 3-6
GLENEALY, CENTRAL, HONG KONG

TITLE :
TOWER 31/F PLAN
FOR CURTAIN WALL

DATE : 18-Jun.-24 SCALE : 1:75 (A1)

DRAWN BY : Asing CHECKED BY :

DWG NO. : J861-SD-CW-1007 REV. : A

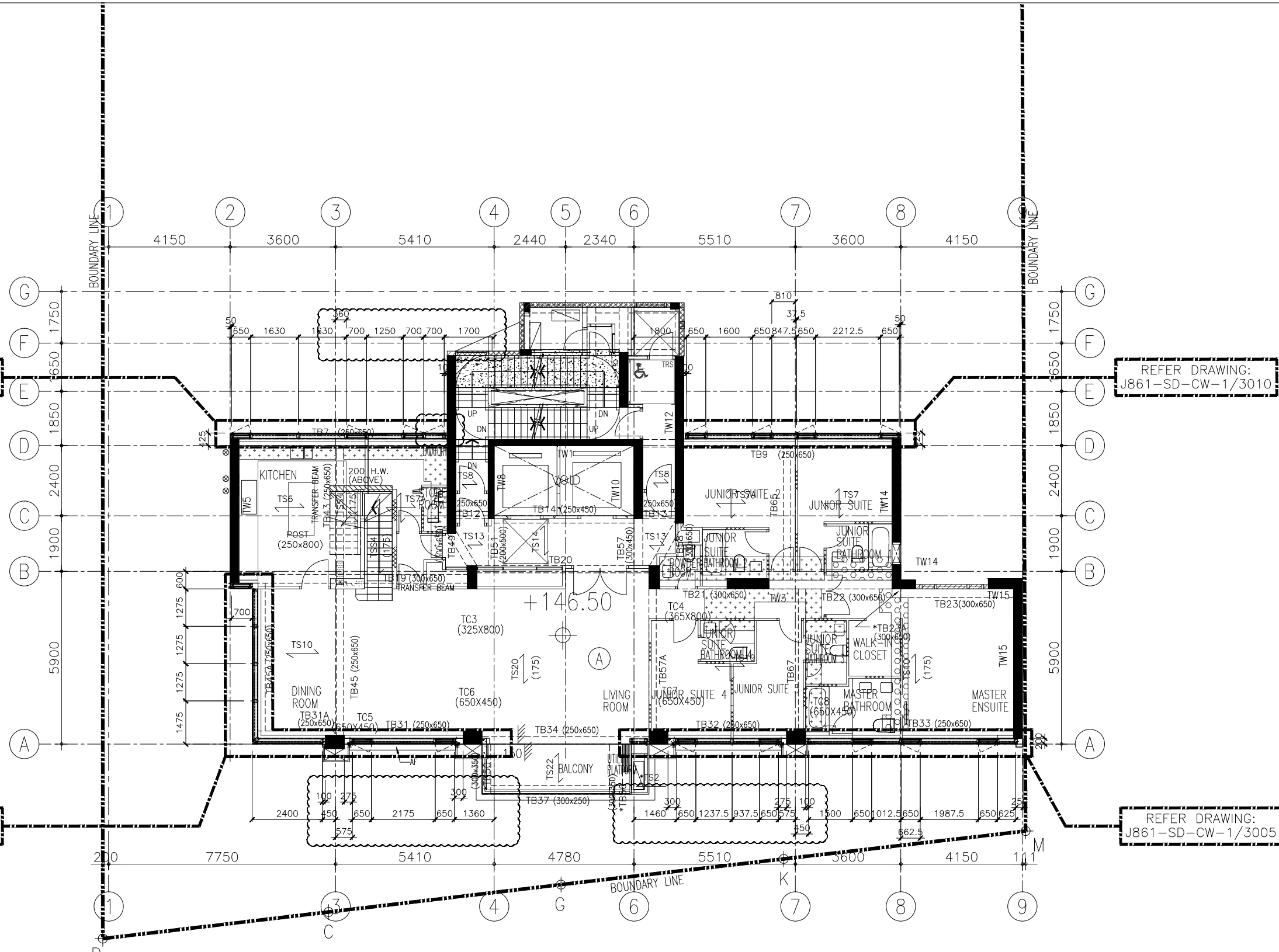
WONG TUNG & PARTNERS LTD.	
APPROVED	
APPROVED AS NOTED	
APPROVED AS NOTED & RESUBMIT	
RESUBMIT	
NO COMMENT	
REFER OTHER CONSULTANT'S COMMENTS	
Reviewed for compliance with the design intent. Comments made shall apply to all similar conditions & details, not just the ones cited. The approval shall not be construed as relieving the contractor for compliance with the contract documents & requirements.	
Reviewed By	Date
()	()

REFER DRAWING:
J861-SD-CW-1/3010

REFER DRAWING:
J861-SD-CW-1/3010

REFER DRAWING:
J861-SD-CW-1/3005

REFER DRAWING:
J861-SD-CW-1/3005



1 TOWER 32/F PLAN
- CURTAIN WALL

NOTE :
 1. ALL DIMENSIONS ARE IN mm.
 2. ALL ELEVATIONS ARE VIEWED FROM OUTSIDE.
 3. ALL DIMENSIONS TO BE VERIFIED ON SITE BEFORE FABRICATION.

LEGEND :

X1 — DETAIL MARK NO.
 X001 — REFER SHEET NO.

1. F.F.L. --- FINISHED FLOOR LEVEL
 2. S.F.L. --- STRUCTURAL FLOOR LEVEL
 3. (R) --- REVERSED DETAIL

A	20/9/2024	GENERAL REVISED	
NO.	DATE	REVISED	BY

CLIENT :
MILLION BASE PROPERTIES LIMITED

ARCHITECT :
WONG TUNG & PARTNERS LIMITED
ARCHITECTS & PLANNERS

STRUCTURAL ENGINEER :
SYW SYW & ASSOCIATES LTD.
邵賢偉建築工程師

MAIN CONTRACTOR :
顯利工程有限公司
HIEN LEE ENGINEERING CO., LTD.

美特鋁質有限公司
MIDI ALUMINIUM FABRICATOR LTD.
Units 6-8, Sunray Industrial Centre, 1/F
610 Cha Kwo Ling Road, Kowloon
Tel:23489211-4 Fax:(852)2727666

JOB NO. : J-861

PROJECT :
PROPOSED RESIDENTIAL
DEVELOPMENT AT NOS. 3-6
GLENEALY, CENTRAL, HONG KONG

TITLE :
TOWER 32/F PLAN
FOR CURTAIN WALL


DATE : 18-Jun.-24 SCALE : 1:75 (A1)

DRAWN BY : Asing CHECKED BY :

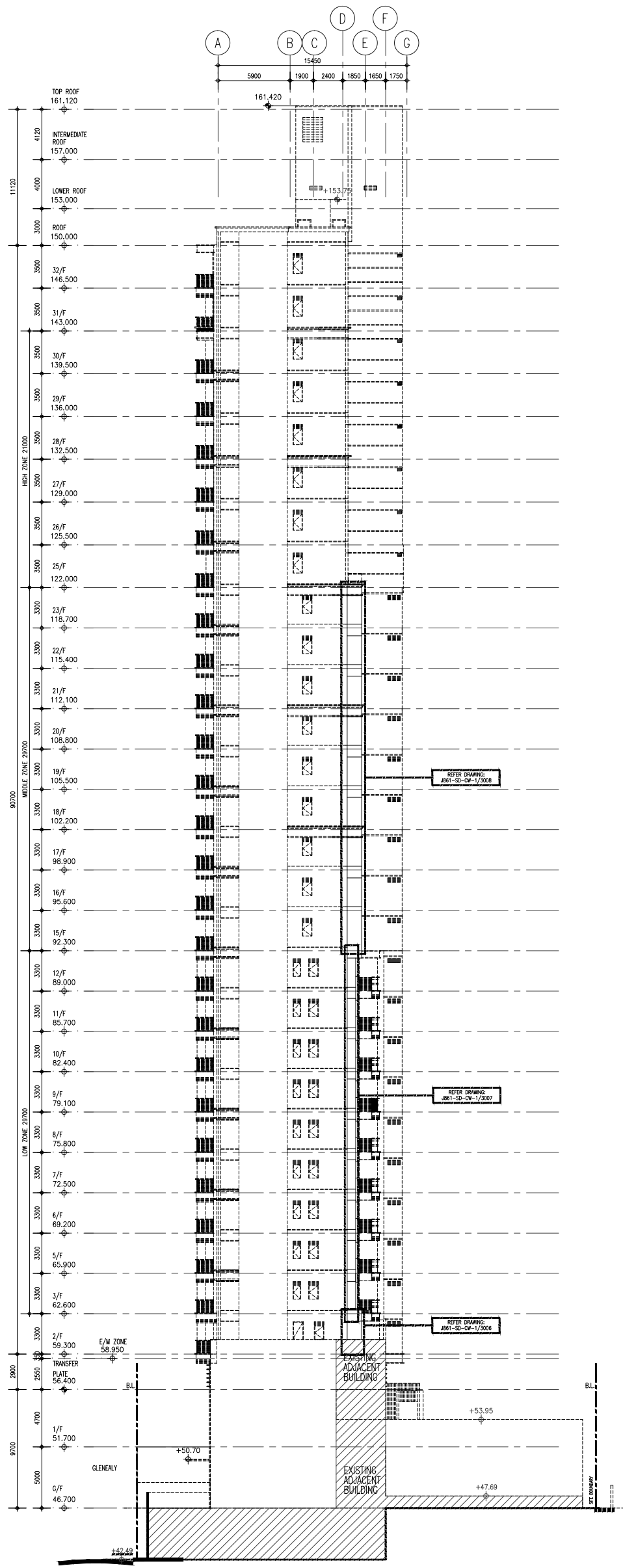
DWG NO. : J861-SD-CW-1008 REV. : A

WONG TUNG & PARTNERS LTD.	
APPROVED	
APPROVED AS NOTED	
APPROVED AS NOTED & RESUBMIT	
RESUBMIT	
NO COMMENT	
REFER OTHER CONSULTANT'S COMMENTS	
Reviewed for compliance with the design intent. Comments made shall apply to all similar conditions & details, not just the ones cited. The approval shall not be construed as relieving the contractor for compliance with the contract documents & requirements.	
Reviewed By	Date
()	()

K:\0531\861\16 Submission\1 Shop Drawing\7 Curtain Wall\20250225-861-SD-CW-1008-1008-Plan.dwg, 04/23/25 16:01:34, DWG to PDF.pc3



1 ELEVATION 1
FOR CURTAIN WALL



2 ELEVATION 2
FOR CURTAIN WALL

- NOTE:
1. ALL DIMENSIONS ARE IN mm.
 2. ALL ELEVATIONS ARE VIEWED FROM OUTSIDE.
 3. ALL DIMENSIONS TO BE VERIFIED ON SITE BEFORE FABRICATION.

LEGEND:

- (X) DETAIL MARK NO.
- (X00) REFER SHEET NO.
- 1. F.F.L. --- FINISHED FLOOR LEVEL
- 2. S.F.L. --- STRUCTURAL FLOOR LEVEL
- 3. (R) --- REVERSED DETAIL

CLIENT: MILLION BASE PROPERTIES LIMITED

ARCHITECT: WONG TUNG & PARTNERS LIMITED
ARCHITECTS & PLANNERS



STRUCTURAL ENGINEER: SYW & ASSOCIATES LTD.
STRUCTURAL ENGINEERS

MAIN CONTRACTOR: 顯利工程有限公司
HIEN LEE ENGINEERING CO., LTD.

UNITED STATES OF AMERICA
MIDI ALUMINIUM FABRICATOR LTD.
Units 6-8, Sunny Industrial Centre, 1/F
610 Cho Kwo Ling Road, Kowloon
Tel: 23489211-4 Fax: (852) 2727566

JOB NO.: J-861

PROJECT: PROPOSED RESIDENTIAL DEVELOPMENT AT NOS. 3-6 GLENEALY, CENTRAL, HONG KONG

TITLE: FULL ELEVATION 1 & 2 FOR CURTAIN WALL

DATE: 06-SEP-24 SCALE: 1:200 (A1)

DRAWN BY: asing CHECKED BY:

DWG NO.: J861-SD-CW-2001 REV: B

WONG TUNG & PARTNERS LTD.

APPROVED

APPROVED AS NOTED

APPROVED AS NOTED & RESUBMIT

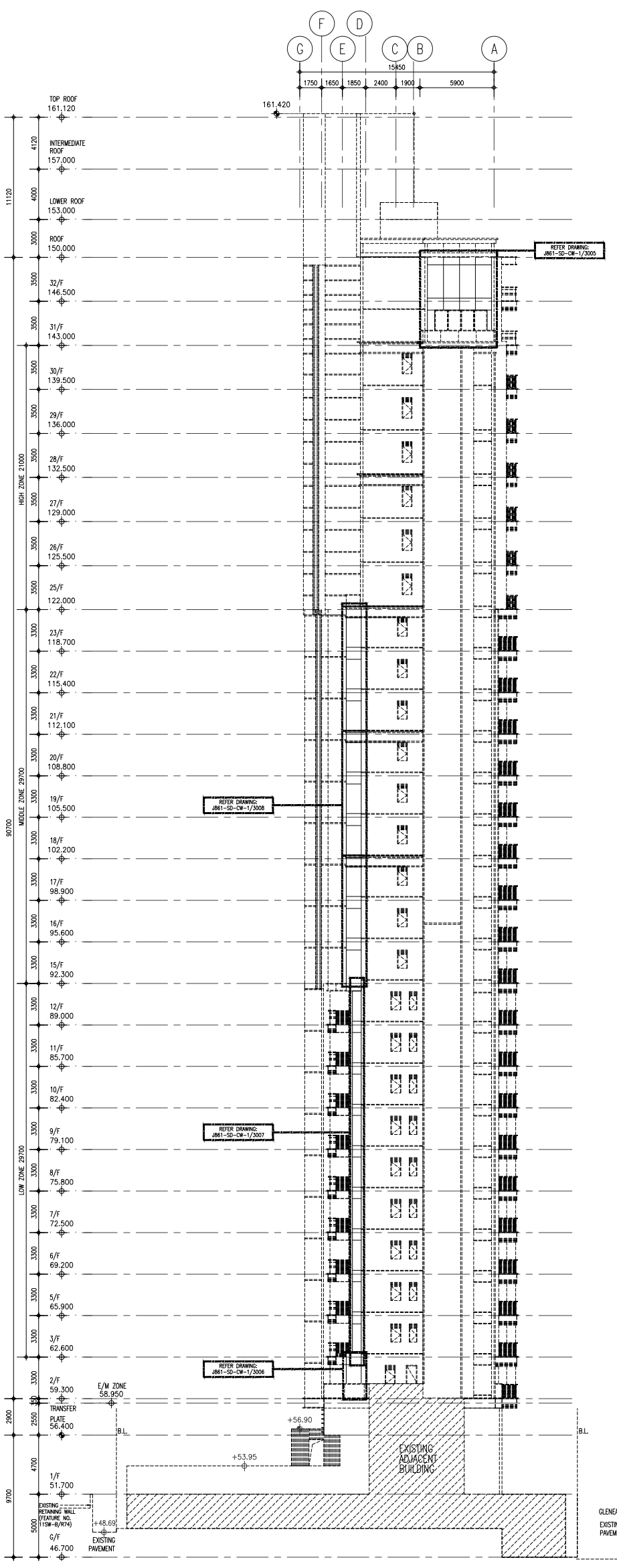
RESUBMIT

NO COMMENT

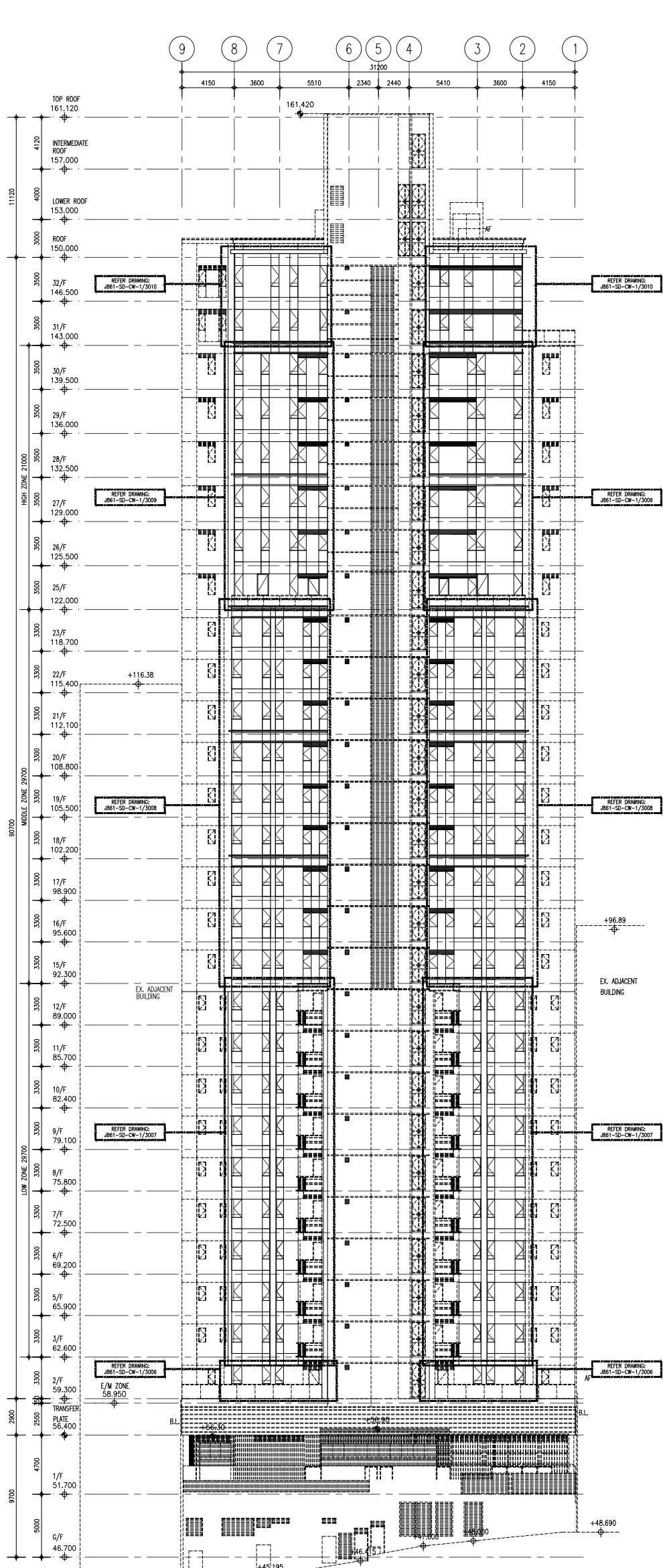
REFER OTHER CONSULTANT'S COMMENTS

Reviewed for compliance with the design intent. Comments made shall apply to all similar conditions & details, and just the one detail shall not be continued as reflecting the contractor for compliance with the contract documents & requirements.

Reviewed By: _____ Date: _____



2 ELEVATION 4 FOR CURTAIN WALL



1 ELEVATION 3 FOR CURTAIN WALL

NOTE:
 1. ALL DIMENSIONS ARE IN mm.
 2. ALL ELEVATIONS ARE VIEWED FROM OUTSIDE.
 3. ALL DIMENSIONS TO BE VERIFIED ON SITE BEFORE FABRICATION.

LEGEND:
 (X) DETAIL MARK NO.
 (X00) REFER SHEET NO.

1. F.F.L. --- FINISHED FLOOR LEVEL
 2. S.F.L. --- STRUCTURAL FLOOR LEVEL
 3. (R) --- REVERSED DETAIL

CLIENT : MILLION BASE PROPERTIES LIMITED

ARCHITECT : WONG TUNG & PARTNERS LIMITED ARCHITECTS & PLANNERS

STRUCTURAL ENGINEER : SYW & ASSOCIATES LTD. 許偉強建築師事務所

MAIN CONTRACTOR : 顯利工程有限公司 HIEN LEE ENGINEERING CO., LTD.

美特鋁質有限公司 MIDU ALUMINIUM FABRICATOR LTD. 610 Cheung Kwo Ling Road, Kowloon Tel: 23489211-4 Fax: (852) 27276566

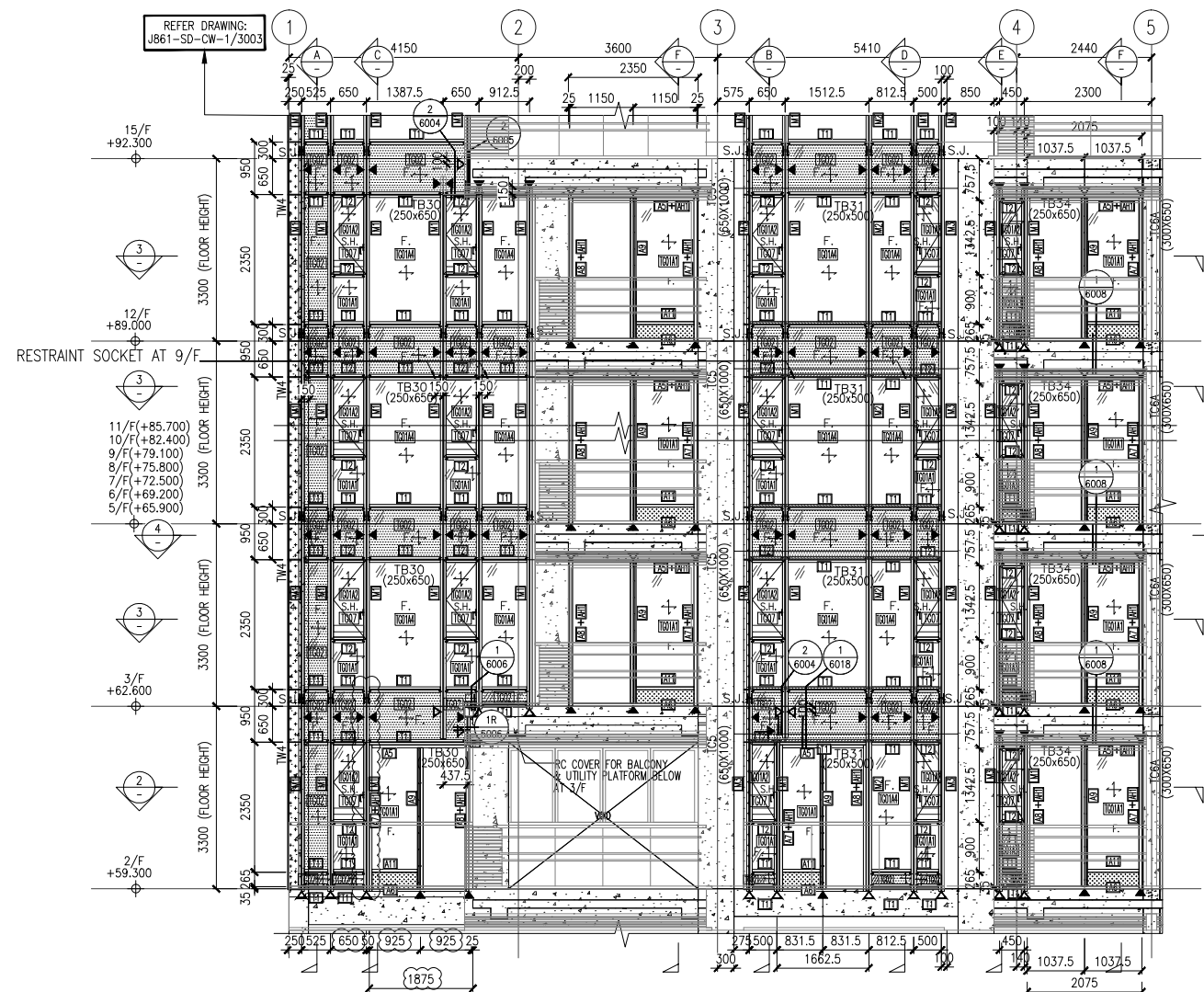
PROJECT : PROPOSED RESIDENTIAL DEVELOPMENT AT NOS. 3-6 GLENLEY, CENTRAL, HONG KONG

TITLE : FULL ELEVATION 3 & 4 FOR CURTAIN WALL

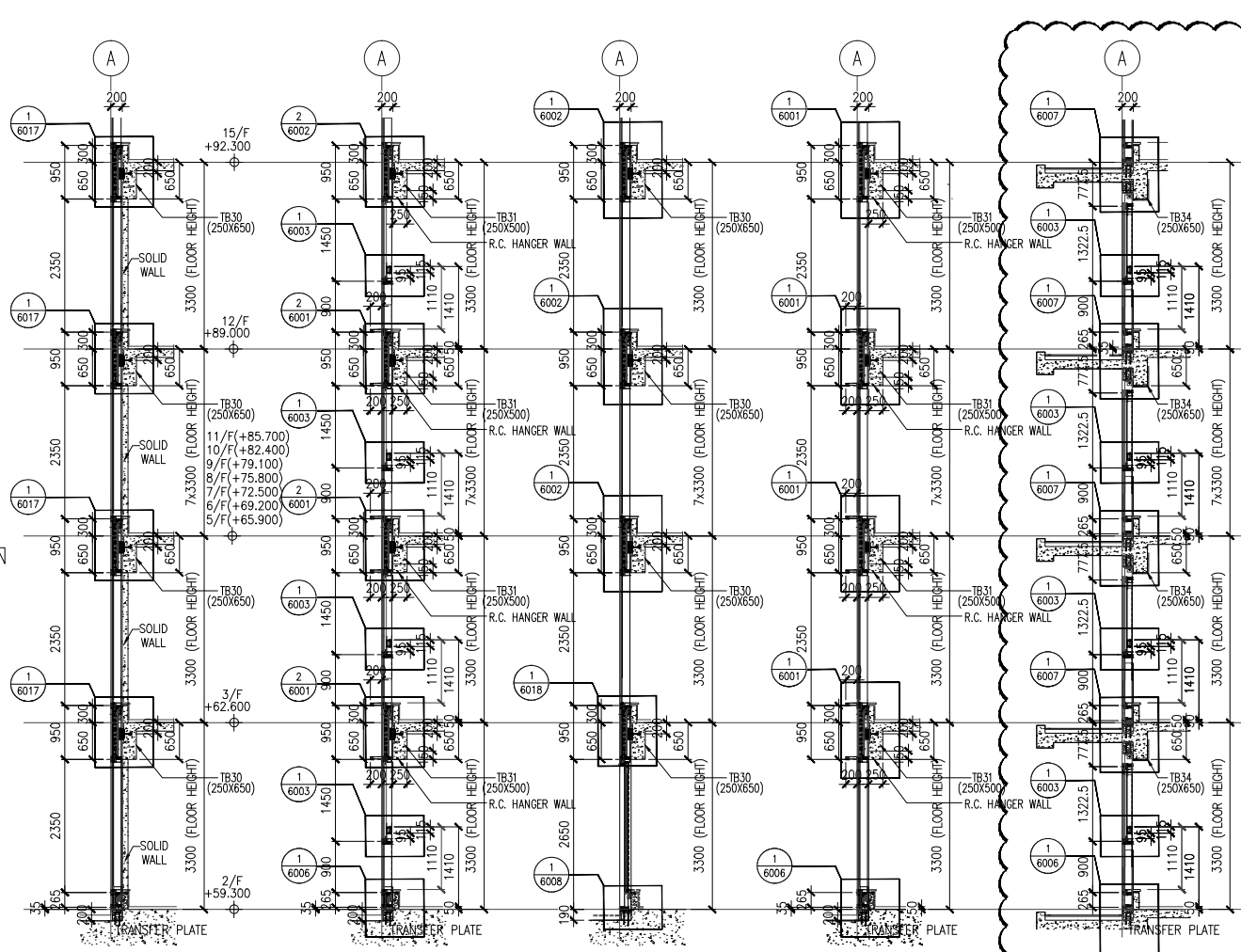
DATE : 06-SEP-24 SCALE : 1:200 (A1)
 DRAWN BY : asing CHECKED BY :
 DWG NO. : J861-SD-CW-2002 REV. : -

WONG TUNG & PARTNERS LTD.	
APPROVED	
APPROVED AS NOTED	
APPROVED AS NOTED & RESUBMIT	
RESUBMIT	
NO COMMENT	
REFER OTHER CONSULTANT'S COMMENTS	
Reviewed for compliance with the design intent. Comments made shall apply to all similar conditions & details, not just the one noted. Shall not be continued as reflecting the contractor for compliance with the contract documents & requirements.	
Reviewed By	Date

● = RESTRAINT SOCKET



1 PART ELEVATION CURTAIN WALL



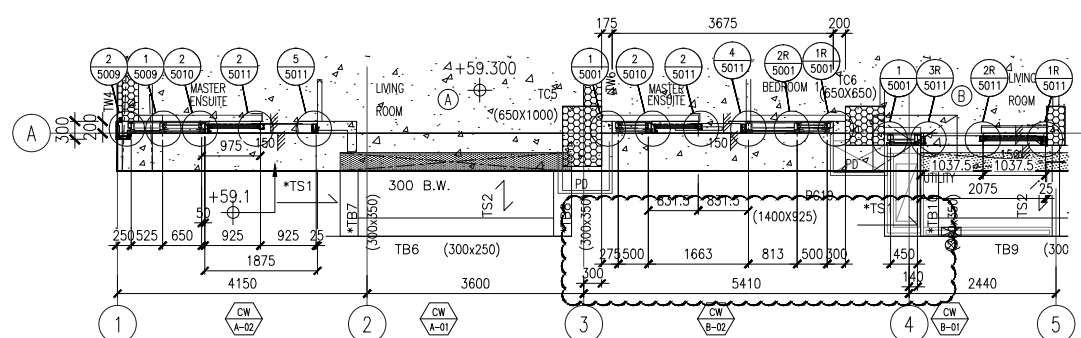
A TYPICAL SECTION CURTAIN WALL

B TYPICAL SECTION CURTAIN WALL

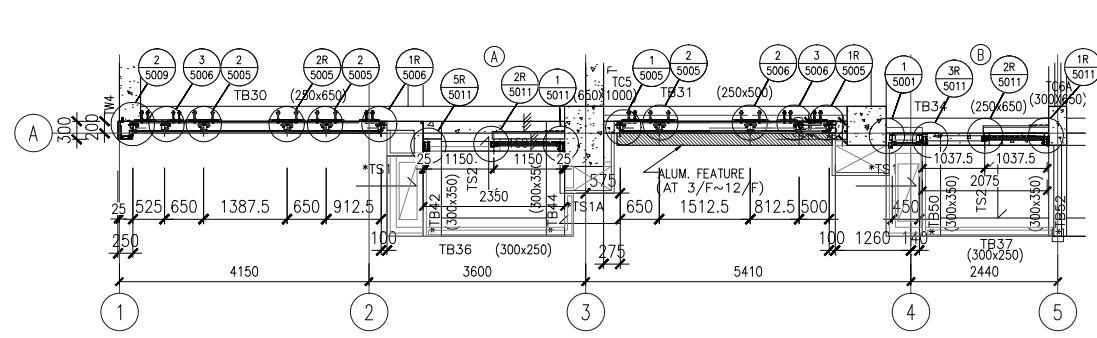
C TYPICAL SECTION CURTAIN WALL

D TYPICAL SECTION CURTAIN WALL

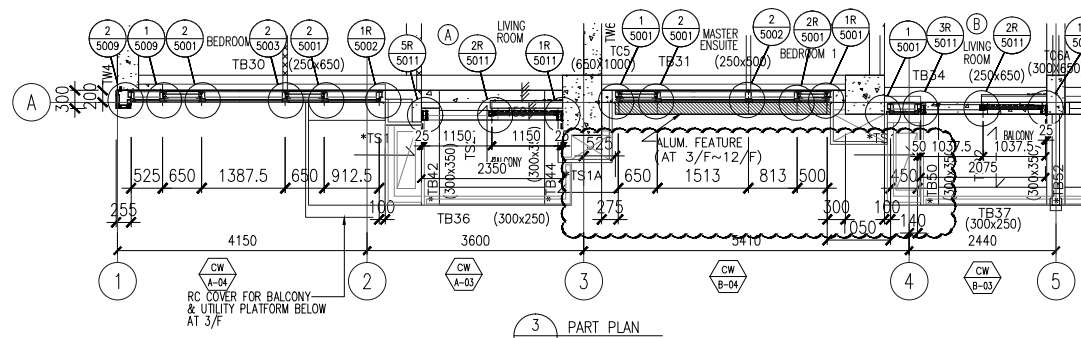
E TYPICAL SECTION CURTAIN WALL



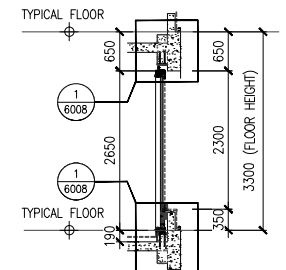
2 PART PLAN (2/F) CURTAIN WALL



4 PART PLAN CURTAIN WALL



3 PART PLAN CURTAIN WALL



F TYPICAL SECTION CURTAIN WALL

- LEGEND :
- TG01A1 8mm HEAT STRENGTHENED GLASS + 12mm AIR SPACE + 10mm TEMPERED GLASS (IGU)
 - TG01A2 8mm HEAT STRENGTHENED GLASS + 12mm AIR SPACE + 8mm TEMPERED GLASS (IGU)
 - TG01A3 8mm HEAT STRENGTHENED GLASS WITH (FROSTED) AT SURFACE #3 + 12mm AIR SPACE + 10mm TEMPERED GLASS (IGU)
 - TG01A4 8mm HEAT STRENGTHENED GLASS + 12mm AIR SPACE + 12mm TEMPERED GLASS (IGU)
 - TG02 12mm HEAT STRENGTHENED GLASS W/2mm THK. ALUM. BACK PANEL
 - TG07 10mm CLEAR TEMPERED GLASS
 - TM05 3mm THK ALUM. CLADDING DARK GREY COLOUR CODE: KM3E97023C (ALL CURTAIN WALL MULLION & TRANSOM FRAME IN DARK GREY COLOUR)
- F. - FIXED GLASS
 S.H. - SIDE HUNG OPENABLE WINDOW
 ▲ - SUPPORT POINT (WIND LOAD + DEAD LOAD)
 ▲ - SUPPORT POINT (WIND LOAD)
 S.J. - STACK JOINT REF TO JB61-SD-CW-5016

- NOTE :
1. ALL DIMENSIONS ARE IN mm.
 2. ALL ELEVATIONS ARE VIEWED FROM OUTSIDE.
 3. ALL DIMENSIONS TO BE VERIFIED ON SITE BEFORE FABRICATION.

- LEGEND :
- X1 - DETAIL MARK NO.
 - X001 - REFER SHEET NO.
1. F.F.L. --- FINISHED FLOOR LEVEL
 2. S.F.L. --- STRUCTURAL FLOOR LEVEL
 3. (R) --- REVERSED DETAIL

B	8/11/2024	GENERAL REVISED	
A	16/9/2024	GENERAL REVISED	
NO.	DATE	REVISED	BY

CLIENT :
MILLION BASE PROPERTIES LIMITED

ARCHITECT :
WONG TUNG & PARTNERS LIMITED
ARCHITECTS & PLANNERS

STRUCTURAL ENGINEER :
SWW SYW & ASSOCIATES LTD.
邵賢偉建築工程顧問

MAIN CONTRACTOR :
顯利工程有限公司
HIEN LEE ENGINEERING CO., LTD.

MIDI ALUMINIUM FABRICATOR LTD.
Units 6-8, Sunray Industrial Centre, 1/F
610 Cha Kwo Ling Road, Kowloon
Tel: 23489211-4 Fax: (852) 2727666

JOB NO. : J-861

PROJECT :
PROPOSED RESIDENTIAL DEVELOPMENT AT NOS. 3-6 GLENEALY, CENTRAL, HONG KONG

TITLE :
PART ELEVATION FOR CURTAIN WALL

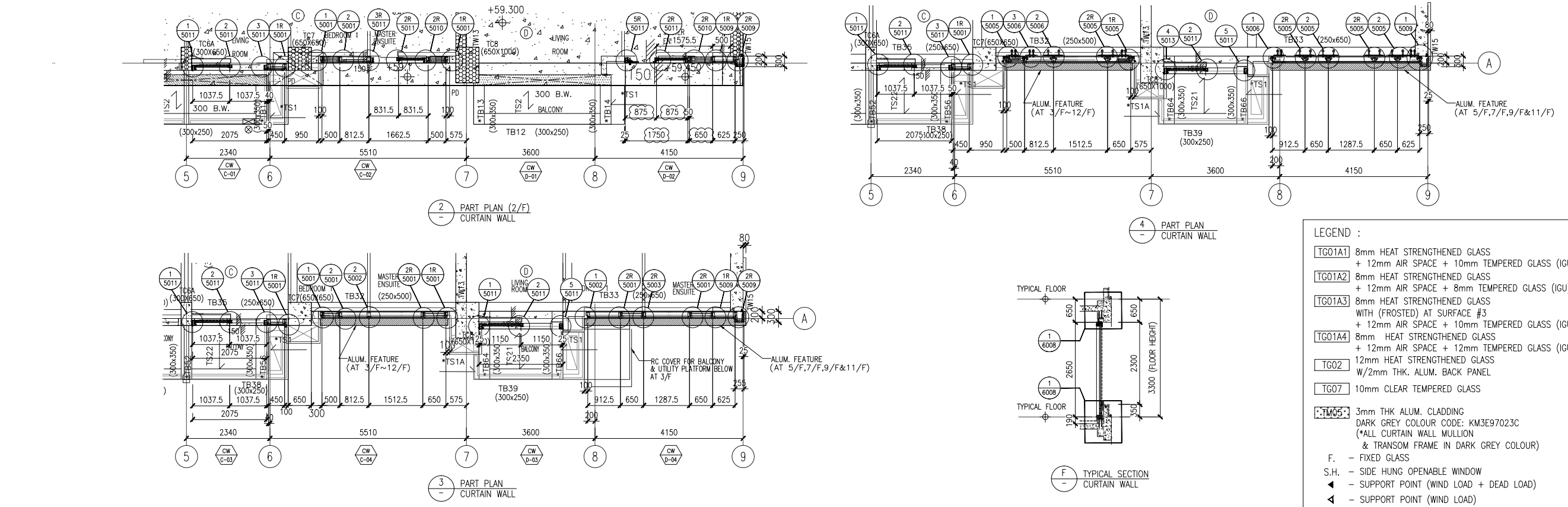
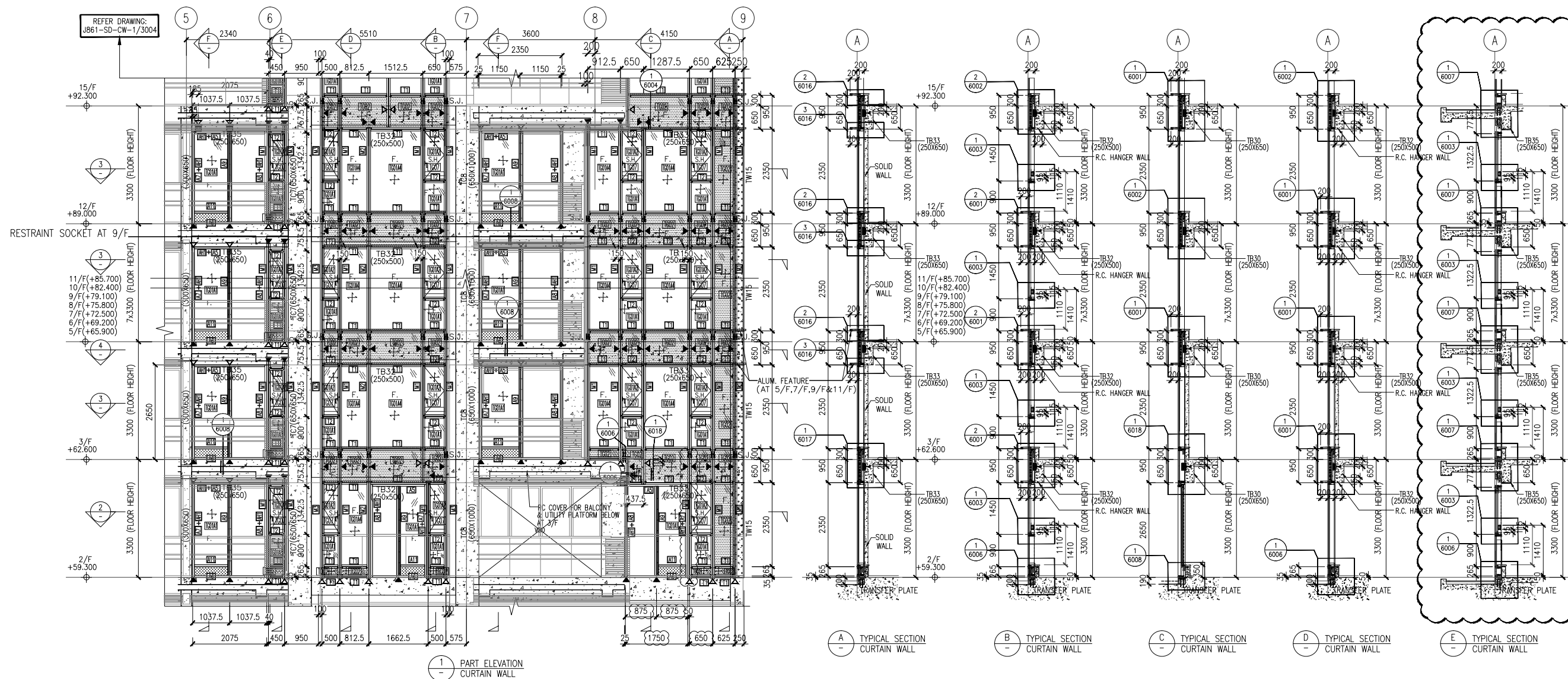
DATE : 06-Sep.-24 SCALE : 1:60(A1)

DRAWN BY : Asing CHECKED BY :

DWG NO. : JB61-SD-CW-3001 REV. : B

WONG TUNG & PARTNERS LTD.	
APPROVED	
APPROVED AS NOTED	
APPROVED AS NOTED & RESUBMIT	
RESUBMIT	
NO COMMENT	
REFER OTHER CONSULTANT'S COMMENTS	
Reviewed for compliance with the design intent. Comments made shall apply to all similar conditions & details, not just the ones cited. The approval shall not be construed as relieving the contractor for compliance with the contract documents & requirements.	
Reviewed By	Date

● = RESTRAINT SOCKET



NOTE :
 1. ALL DIMENSIONS ARE IN mm.
 2. ALL ELEVATIONS ARE VIEWED FROM OUTSIDE.
 3. ALL DIMENSIONS TO BE VERIFIED ON SITE BEFORE FABRICATION.

LEGEND :
 (X1) — DETAIL MARK NO.
 (X001) — REFER SHEET NO.

1. F.F.L. --- FINISHED FLOOR LEVEL
 2. S.F.L. --- STRUCTURAL FLOOR LEVEL
 3. (↔) --- REVERSED DETAIL

B	8/11/2024	GENERAL REVISED	
A	16/9/2024	GENERAL REVISED	
NO.	DATE	REVISED	BY

CLIENT :
MILLION BASE PROPERTIES LIMITED

ARCHITECT :
WONG TUNG & PARTNERS LIMITED
 ARCHITECTS & PLANNERS

STRUCTURAL ENGINEER :
SWW SYW & ASSOCIATES LTD.
 邵賢偉建築工程師

MAIN CONTRACTOR :
顯利工程有限公司
HIEN LEE ENGINEERING CO., LTD.

美特鋁質有限公司
MIDI ALUMINIUM FABRICATOR LTD.
 Units 6-8, Sunray Industrial Centre, 1/F
 610 Cha Kwo Ling Road, Kowloon
 Tel: 23489211-4 Fax: (852) 2727666

JOB NO. : J-861

PROJECT :
 PROPOSED RESIDENTIAL
 DEVELOPMENT AT NOS. 3-6
 GLENEALY, CENTRAL, HONG KONG

TITLE :
 PART ELEVATION
 FOR CURTAIN WALL

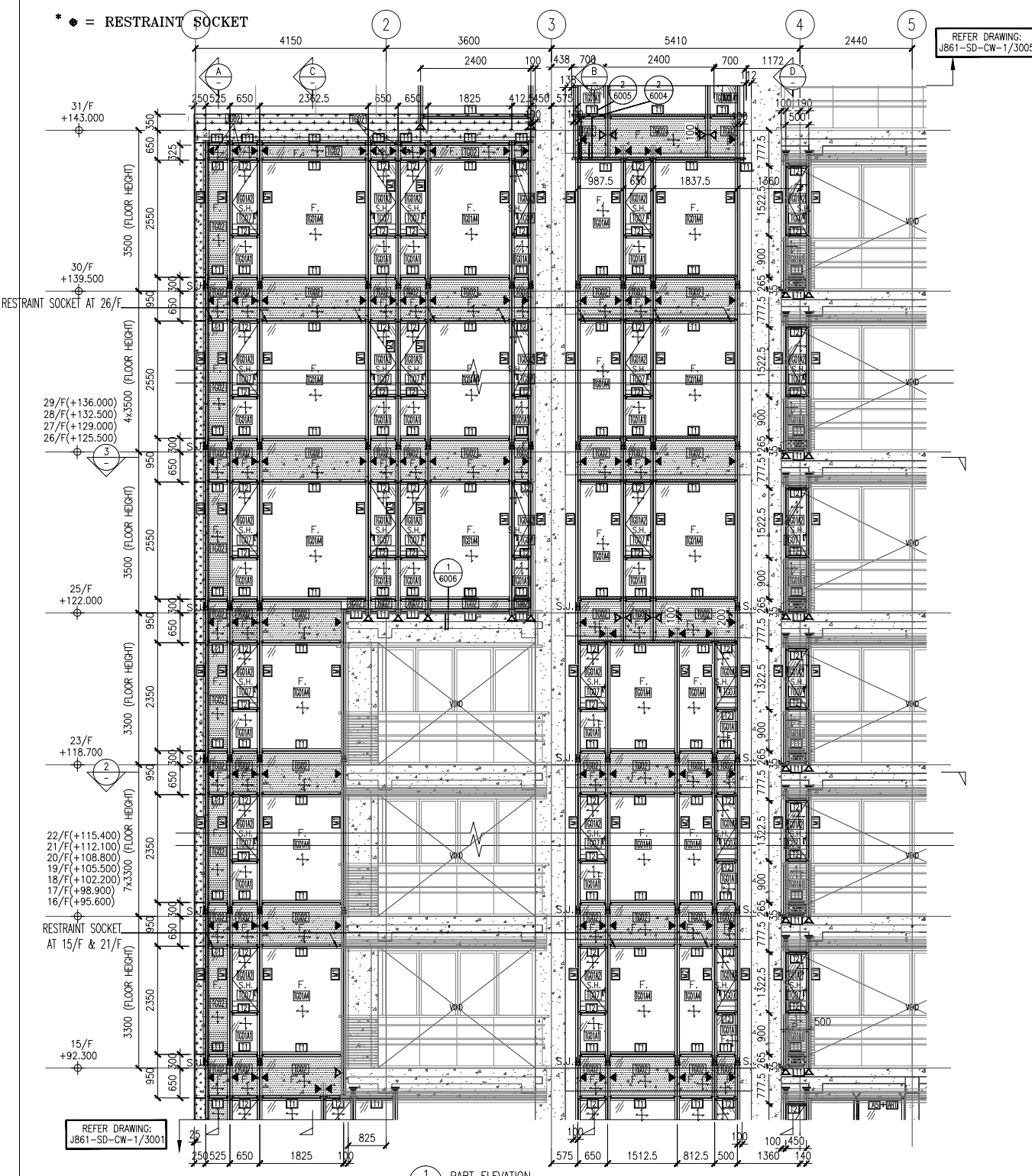
DATE : 06-Sep.-24	SCALE : 1:60(A1)
DRAWN BY : Asing	CHECKED BY :
DWG NO. : J861-SD-CW-3002	REV. : B

LEGEND :


- TG01A1 8mm HEAT STRENGTHENED GLASS + 12mm AIR SPACE + 10mm TEMPERED GLASS (IGU)
- TG01A2 8mm HEAT STRENGTHENED GLASS + 12mm AIR SPACE + 8mm TEMPERED GLASS (IGU)
- TG01A3 8mm HEAT STRENGTHENED GLASS WITH (FROSTED) AT SURFACE #3 + 12mm AIR SPACE + 10mm TEMPERED GLASS (IGU)
- TG01A4 8mm HEAT STRENGTHENED GLASS + 12mm AIR SPACE + 12mm TEMPERED GLASS (IGU)
- TG02 12mm HEAT STRENGTHENED GLASS W/2mm THK. ALUM. BACK PANEL
- TG07 10mm CLEAR TEMPERED GLASS
- TM05 3mm THK ALUM. CLADDING DARK GREY COLOUR CODE: KM3E97023C (ALL CURTAIN WALL MULLION & TRANSOM FRAME IN DARK GREY COLOUR)

F. - FIXED GLASS
 S.H. - SIDE HUNG OPENABLE WINDOW
 ▲ - SUPPORT POINT (WIND LOAD + DEAD LOAD)
 ▲ - SUPPORT POINT (WIND LOAD)
 S.J. - STACK JOINT REF TO J861-SD-CW-5016

WONG TUNG & PARTNERS LTD.	
APPROVED	
APPROVED AS NOTED	
APPROVED AS NOTED & RESUBMIT	
RESUBMIT	
NO COMMENT	
REFER OTHER CONSULTANT'S COMMENTS	
Reviewed for compliance with the design intent. Comments made shall apply to all similar conditions & details, not just the ones cited. The approval shall not be construed as relieving the contractor for compliance with the contract documents & requirements.	
Reviewed By	Date



1 PART ELEVATION CURTAIN WALL

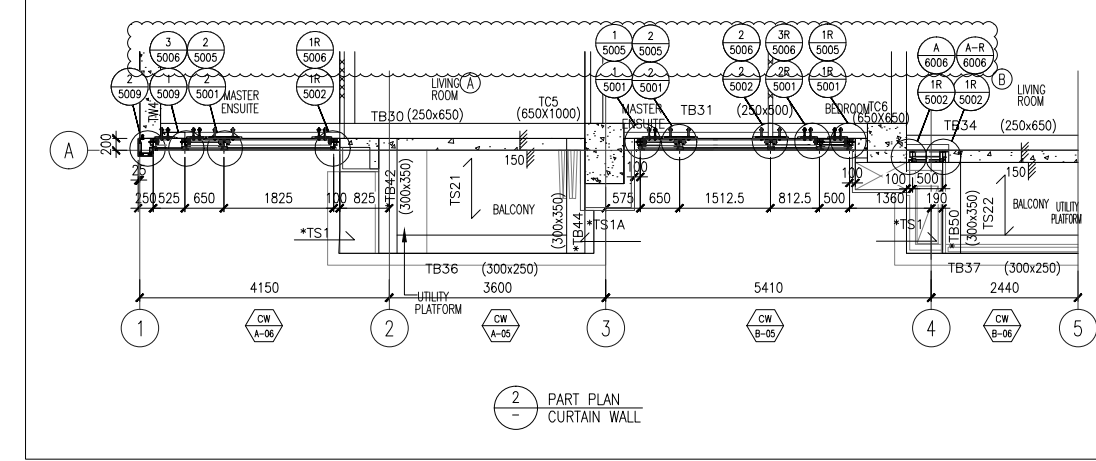


A TYPICAL SECTION CURTAIN WALL

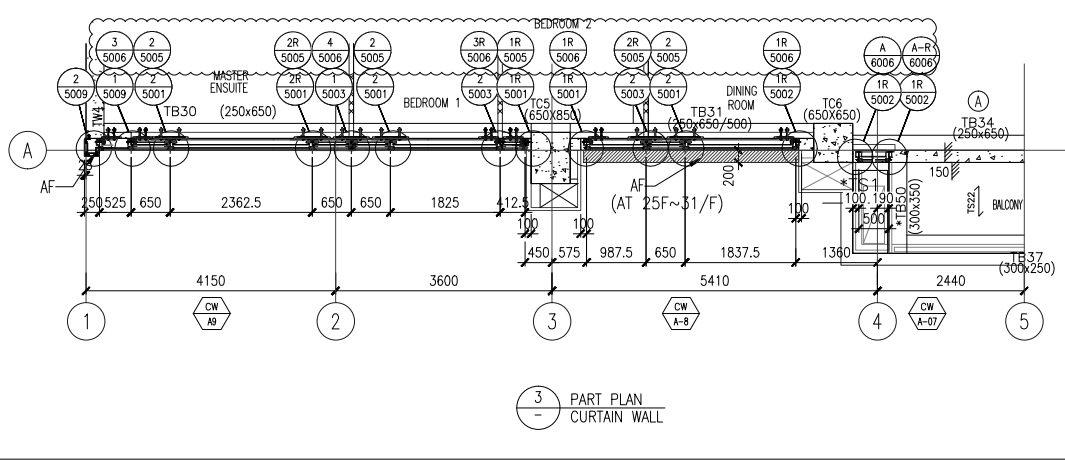
B TYPICAL SECTION CURTAIN WALL

C TYPICAL SECTION CURTAIN WALL

D TYPICAL SECTION CURTAIN WALL



2 PART PLAN CURTAIN WALL



3 PART PLAN CURTAIN WALL

- LEGEND :**
- TG01A1 8mm HEAT STRENGTHENED GLASS + 12mm AIR SPACE + 10mm TEMPERED GLASS (IGU)
 - TG01A2 8mm HEAT STRENGTHENED GLASS + 12mm AIR SPACE + 8mm TEMPERED GLASS (IGU)
 - TG01A3 8mm HEAT STRENGTHENED GLASS WITH (FROSTED) AT SURFACE #3 + 12mm AIR SPACE + 10mm TEMPERED GLASS (IGU)
 - TG01A4 8mm HEAT STRENGTHENED GLASS + 12mm AIR SPACE + 12mm TEMPERED GLASS (IGU)
 - TG02 12mm HEAT STRENGTHENED GLASS W/2mm THK. ALUM. BACK PANEL
 - TG07 10mm CLEAR TEMPERED GLASS
 - TM05 3mm THK ALUM. CLADDING DARK GREY COLOUR CODE: KM3E97023C (*ALL CURTAIN WALL MULLION & TRANSOM FRAME IN DARK GREY COLOUR)
- F. - FIXED GLASS
 S.H. - SIDE HUNG OPENABLE WINDOW
 ▲ - SUPPORT POINT (WIND LOAD + DEAD LOAD)
 ▲ - SUPPORT POINT (WIND LOAD)
 S.J. - STACK JOINT REF TO J861-SD-CW-5016

NOTE :

- ALL DIMENSIONS ARE IN mm.
- ALL ELEVATIONS ARE VIEWED FROM OUTSIDE.
- ALL DIMENSIONS TO BE VERIFIED ON SITE BEFORE FABRICATION.

LEGEND :

X1 - DETAIL MARK NO.
 X001 - REFER SHEET NO.

- F.F.L. --- FINISHED FLOOR LEVEL
- S.F.L. --- STRUCTURAL FLOOR LEVEL
- ⊗ --- REVERSED DETAIL

B	8/11/2024	GENERAL REVISED	
A	16/9/2024	GENERAL REVISED	
NO.	DATE	REVISED	BY

CLIENT : MILLION BASE PROPERTIES LIMITED

ARCHITECT : WONG TUNG & PARTNERS LIMITED ARCHITECTS & PLANNERS

STRUCTURAL ENGINEER : SWW SYW & ASSOCIATES LTD. 邵賢偉建築工程師

MAIN CONTRACTOR : 顯利工程有限公司 HIEN LEE ENGINEERING CO., LTD.

MIDI ALUMINIUM FABRICATOR LTD. 美特鋁質有限公司
 Units 6-8, Sunray Industrial Centre, 1/F
 610 Cha Kwo Ling Road, Kowloon
 Tel: 23489211-4 Fax: (852) 2727666

JOB NO. : J-861

PROJECT : PROPOSED RESIDENTIAL DEVELOPMENT AT NOS. 3-6 GLENEALY, CENTRAL, HONG KONG

TITLE : PART ELEVATION FOR CURTAIN WALL

DATE : 06-Sep.-24	SCALE : 1:60(A1)
DRAWN BY : Asing	CHECKED BY :
DWG NO. : J861-SD-CW-3003	REV. : B

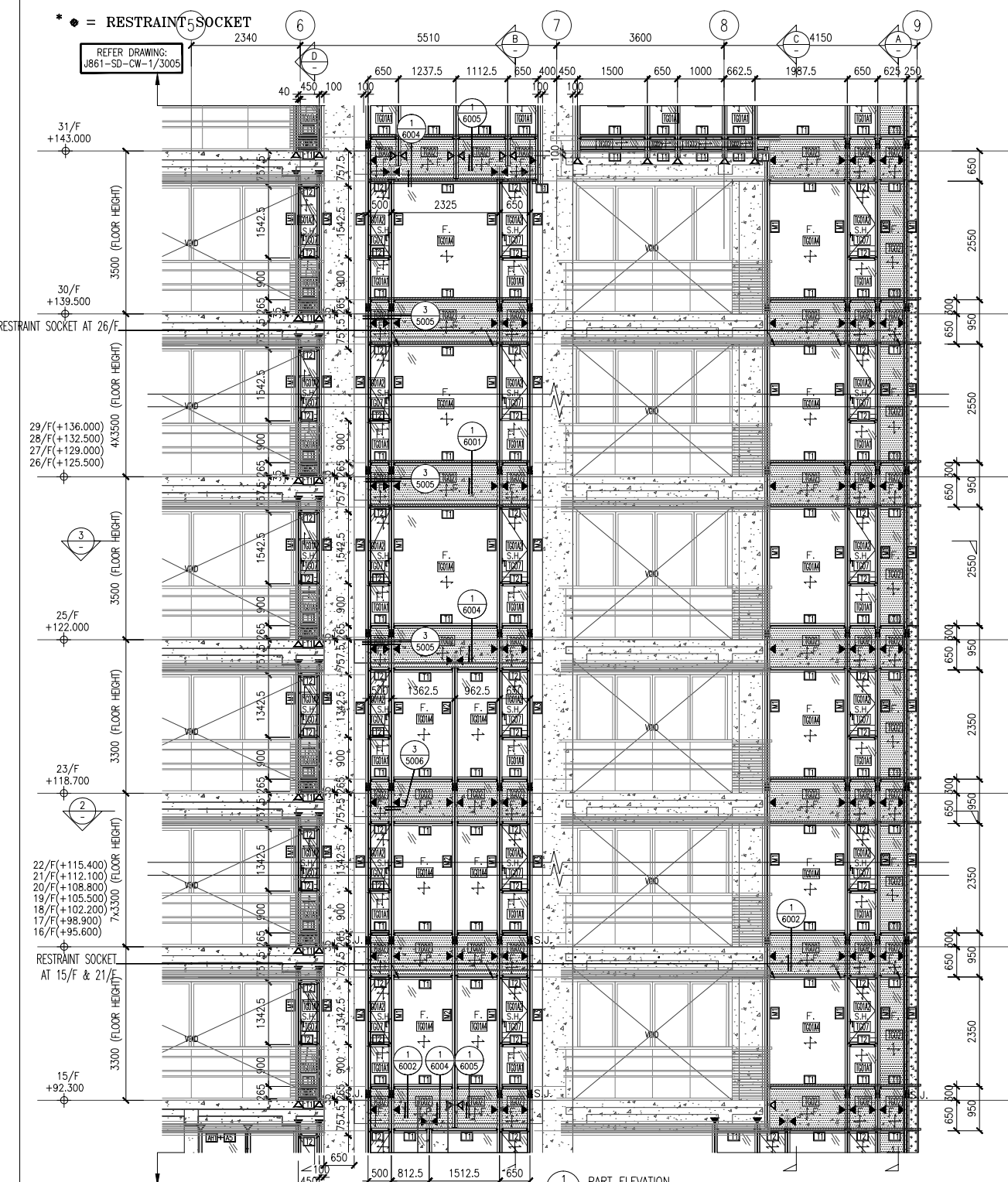
WONG TUNG & PARTNERS LTD.

APPROVED	
APPROVED AS NOTED	
APPROVED AS NOTED & RESUBMIT	
RESUBMIT	
NO COMMENT	
REFER OTHER CONSULTANT'S COMMENTS	


Reviewed for compliance with the design intent. Comments made shall apply to all similar conditions & details, not just the ones cited.
 The approval shall not be construed as relieving the contractor for compliance with the contract documents & requirements.

Reviewed By _____ Date _____

● = RESTRAINT SOCKET



1 PART ELEVATION CURTAIN WALL

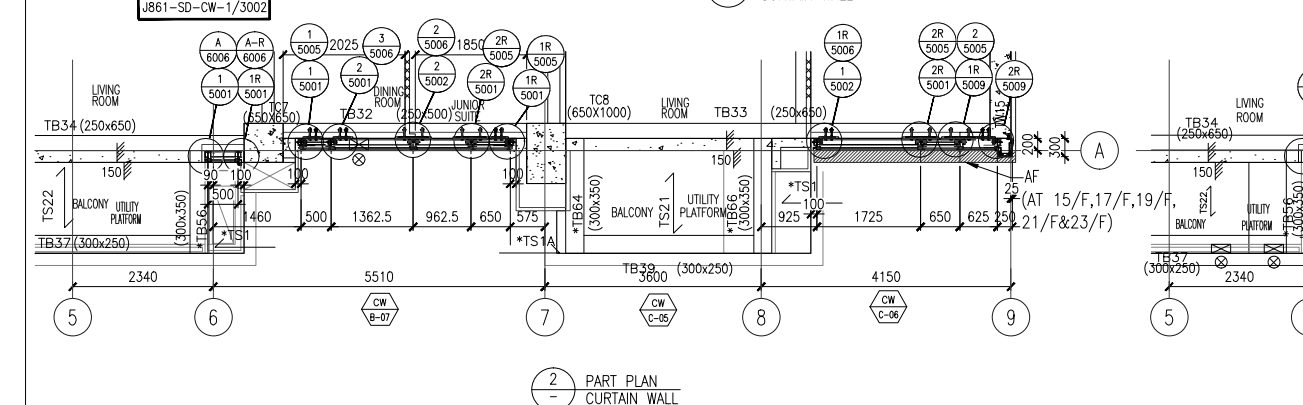


A TYPICAL SECTION CURTAIN WALL

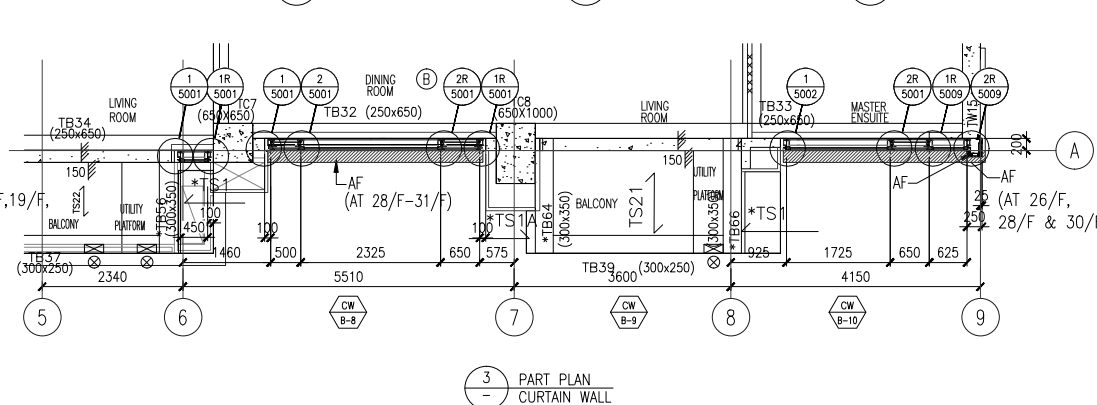
B TYPICAL SECTION CURTAIN WALL

C TYPICAL SECTION CURTAIN WALL

D TYPICAL SECTION CURTAIN WALL



2 PART PLAN CURTAIN WALL



3 PART PLAN CURTAIN WALL

- LEGEND :**
- TG01A1 8mm HEAT STRENGTHENED GLASS + 12mm AIR SPACE + 10mm TEMPERED GLASS (IGU)
 - TG01A2 8mm HEAT STRENGTHENED GLASS + 12mm AIR SPACE + 8mm TEMPERED GLASS (IGU)
 - TG01A3 8mm HEAT STRENGTHENED GLASS WITH (FROSTED) AT SURFACE #3 + 12mm AIR SPACE + 10mm TEMPERED GLASS (IGU)
 - TG01A4 8mm HEAT STRENGTHENED GLASS + 12mm AIR SPACE + 12mm TEMPERED GLASS (IGU)
 - TG02 12mm HEAT STRENGTHENED GLASS W/2mm THK. ALUM. BACK PANEL
 - TG07 10mm CLEAR TEMPERED GLASS
 - TM05 3mm THK ALUM. CLADDING DARK GREY COLOUR CODE: KM3E97023C (*ALL CURTAIN WALL MULLION & TRANSOM FRAME IN DARK GREY COLOUR)
- F. - FIXED GLASS
 S.H. - SIDE HUNG OPENABLE WINDOW
 ▲ - SUPPORT POINT (WIND LOAD + DEAD LOAD)
 ▲ - SUPPORT POINT (WIND LOAD)
 S.J. - STACK JOINT REF TO J861-SD-CW-5016

NOTE :
 1. ALL DIMENSIONS ARE IN mm.
 2. ALL ELEVATIONS ARE VIEWED FROM OUTSIDE.
 3. ALL DIMENSIONS TO BE VERIFIED ON SITE BEFORE FABRICATION.

LEGEND :
 X1 - DETAIL MARK NO.
 X001 - REFER SHEET NO.

1. F.F.L. --- FINISHED FLOOR LEVEL
 2. S.F.L. --- STRUCTURAL FLOOR LEVEL
 3. (R) --- REVERSED DETAIL

B	8/11/2024	GENERAL REVISED	
A	16/9/2024	GENERAL REVISED	
NO.	DATE	REVISED	BY

CLIENT :
MILLION BASE PROPERTIES LIMITED

ARCHITECT :
WONG TUNG & PARTNERS LIMITED
 ARCHITECTS & PLANNERS

STRUCTURAL ENGINEER :
SWW | SYW & ASSOCIATES LTD.
 邵賢偉建築工程師

MAIN CONTRACTOR :
顯利工程有限公司
 HIEN LEE ENGINEERING CO., LTD.

美特鋁質有限公司
 MIDI ALUMINIUM FABRICATOR LTD.
 Units 6-8, Sunray Industrial Centre, 1/F
 610 Cha Kwo Ling Road, Kowloon
 Tel:23489211-4 Fax:(852)2727666

JOB NO. : J-861

PROJECT :
 PROPOSED RESIDENTIAL DEVELOPMENT AT NOS. 3-6 GLENEALY, CENTRAL, HONG KONG

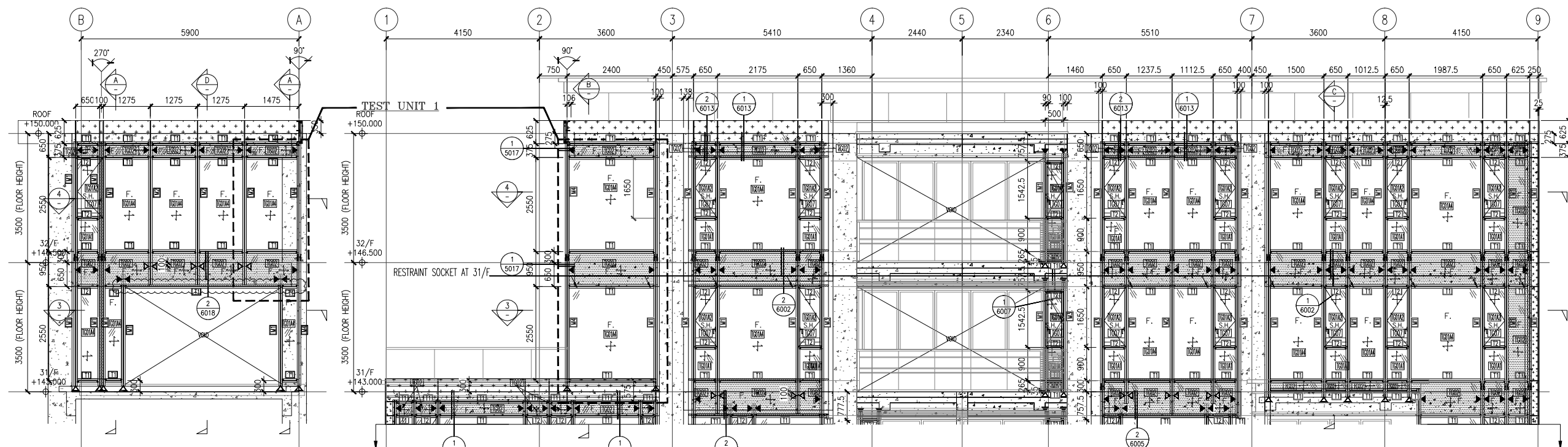
TITLE :
 PART ELEVATION FOR CURTAIN WALL

DATE : 06-Sep.-24 SCALE : 1:60(A1)

DRAWN BY : Asing CHECKED BY :

DWG NO. : J861-SD-CW-3004 REV. : B

WONG TUNG & PARTNERS LTD.	
APPROVED	
APPROVED AS NOTED	
APPROVED AS NOTED & RESUBMIT	
RESUBMIT	
NO COMMENT	
REFER OTHER CONSULTANT'S COMMENTS	
Reviewed for compliance with the design intent. Comments made shall apply to all similar conditions & details, not just the ones cited. The approval shall not be construed as relieving the contractor for compliance with the contract documents & requirements.	
Reviewed By	Date



NOTE :
 1. ALL DIMENSIONS ARE IN mm.
 2. ALL ELEVATIONS ARE VIEWED FROM OUTSIDE.
 3. ALL DIMENSIONS TO BE VERIFIED ON SITE BEFORE FABRICATION.

LEGEND :
 (X1) --- DETAIL MARK NO.
 (X001) --- REFER SHEET NO.

1. F.F.L. --- FINISHED FLOOR LEVEL
 2. S.F.L. --- STRUCTURAL FLOOR LEVEL
 3. (R) --- REVERSED DETAIL

B	8/11/2024	GENERAL REVISED
A	16/9/2024	GENERAL REVISED
NO.	DATE	REVISED BY

CLIENT :
MILLION BASE PROPERTIES LIMITED

ARCHITECT :
WONG TUNG & PARTNERS LIMITED
 ARCHITECTS & PLANNERS

STRUCTURAL ENGINEER :
SWW | SYW & ASSOCIATES LTD.
 邵賢偉建築工程師

MAIN CONTRACTOR :
顯利工程有限公司
 HIEN LEE ENGINEERING CO., LTD.

美特鋁質有限公司
 MIDI ALUMINIUM FABRICATOR LTD.
 Units 6-8, Sunray Industrial Centre, 1/F
 610 Cha Kwo Ling Road, Kowloon
 Tel: 23489211-4 Fax: (852) 2727666

JOB NO. : J-861

PROJECT :
 PROPOSED RESIDENTIAL DEVELOPMENT AT NOS. 3-6 GLENEALY, CENTRAL, HONG KONG

TITLE :
 PART ELEVATION FOR CURTAIN WALL

DATE : 06-Sep.-24 SCALE : 1:60(A1)

DRAWN BY : Asing CHECKED BY :

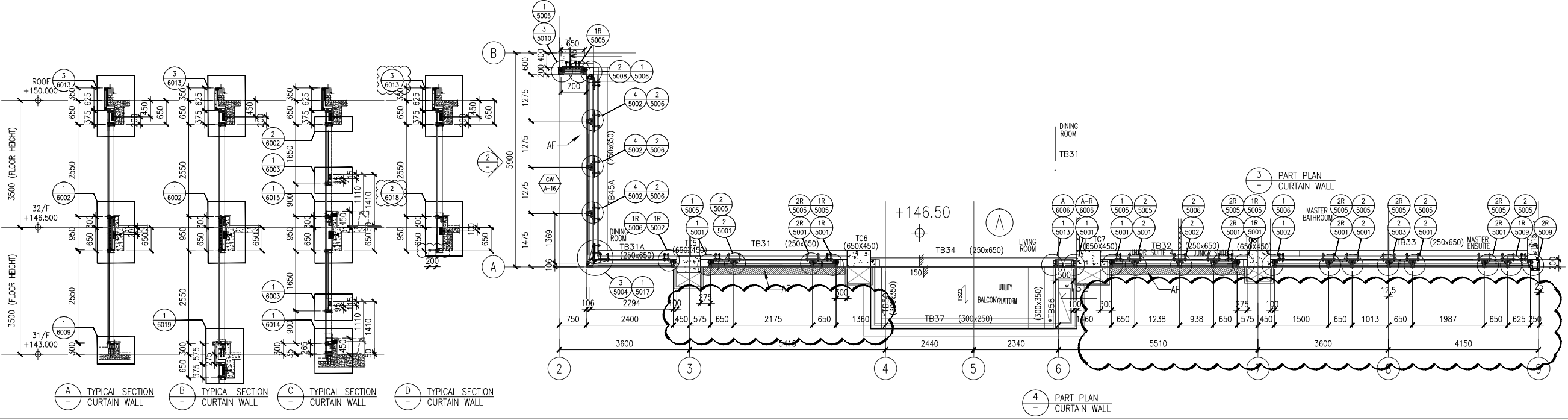
DWG NO. : J861-SD-CW-3005 REV. : B

LEGEND :

TG01A1 8mm HEAT STRENGTHENED GLASS + 12mm AIR SPACE + 10mm TEMPERED GLASS (IGU)
 TG01A2 8mm HEAT STRENGTHENED GLASS + 12mm AIR SPACE + 8mm TEMPERED GLASS (IGU)
 TG01A3 8mm HEAT STRENGTHENED GLASS WITH (FROSTED) AT SURFACE #3 + 12mm AIR SPACE + 10mm TEMPERED GLASS (IGU)
 TG01A4 8mm HEAT STRENGTHENED GLASS + 12mm AIR SPACE + 12mm TEMPERED GLASS (IGU)
 TG02 12mm HEAT STRENGTHENED GLASS W/2mm THK. ALUM. BACK PANEL
 TG07 10mm CLEAR TEMPERED GLASS

TM05 3mm THK ALUM. CLADDING DARK GREY COLOUR CODE: KM3E97023C (*ALL CURTAIN WALL MULLION & TRANSOM FRAME IN DARK GREY COLOUR)

F. --- FIXED GLASS
 S.H. --- SIDE HUNG OPENABLE WINDOW
 ▲ --- SUPPORT POINT (WIND LOAD + DEAD LOAD)
 ▲ --- SUPPORT POINT (WIND LOAD)
 S.J. --- STACK JOINT REF TO J861-SD-CW-5016

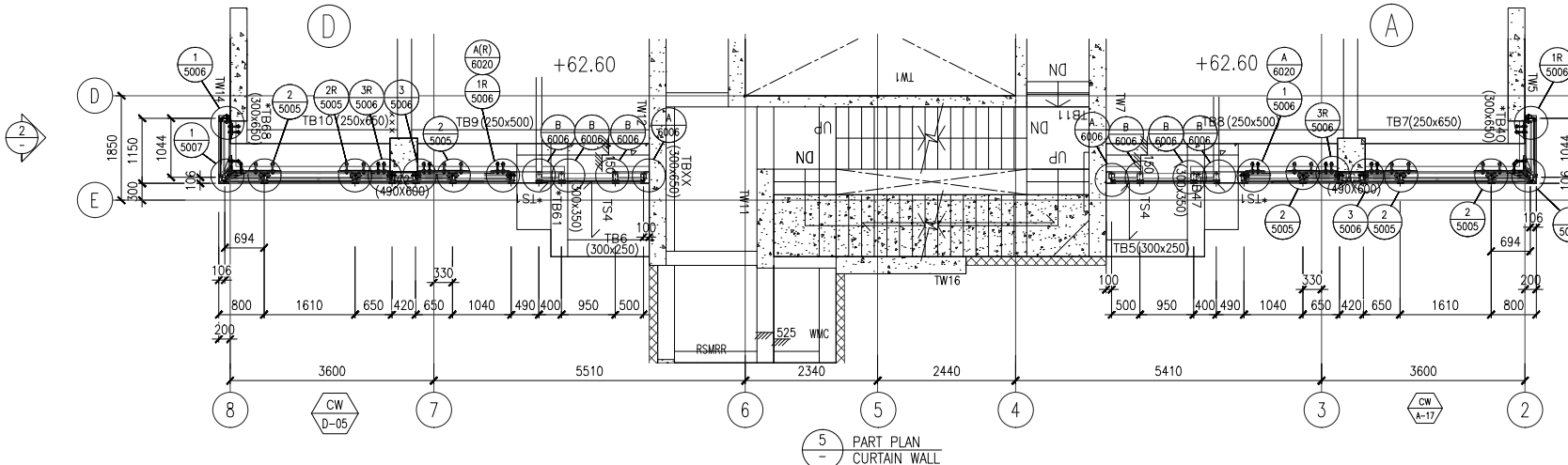
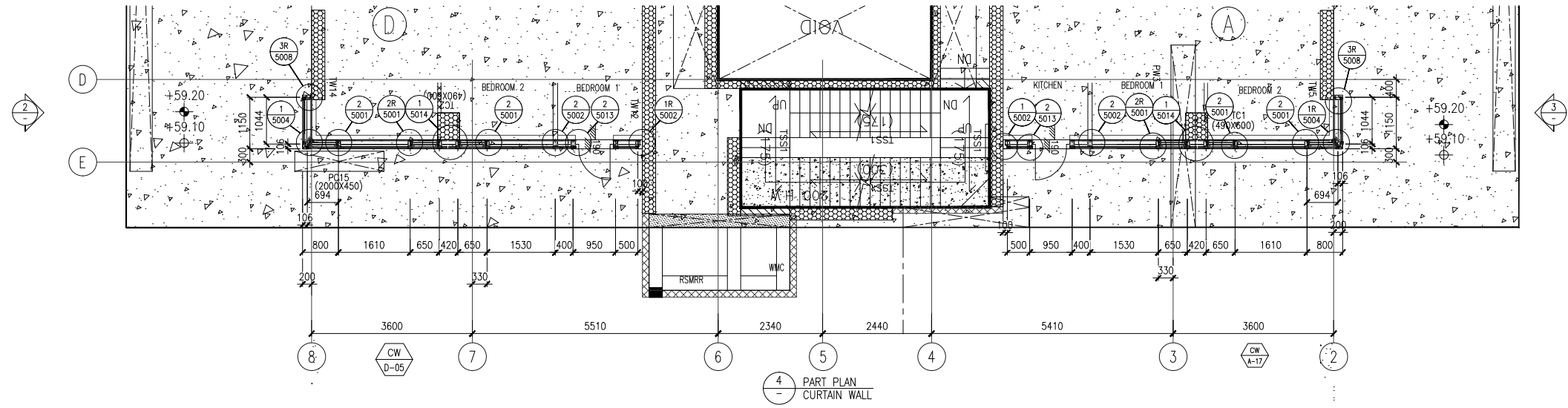
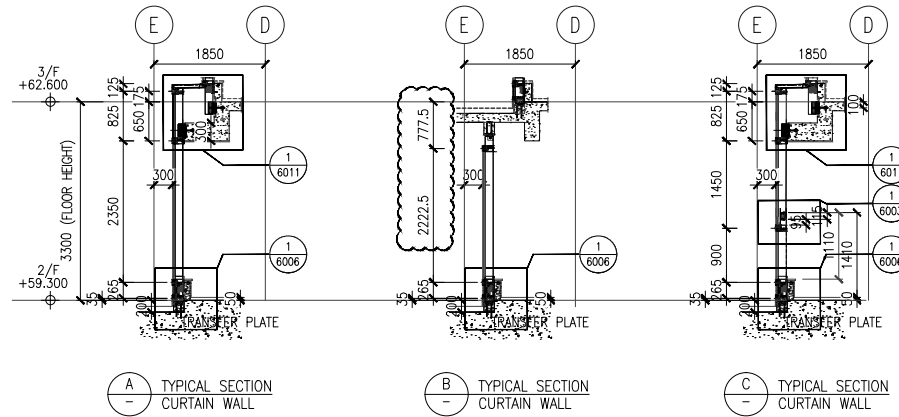
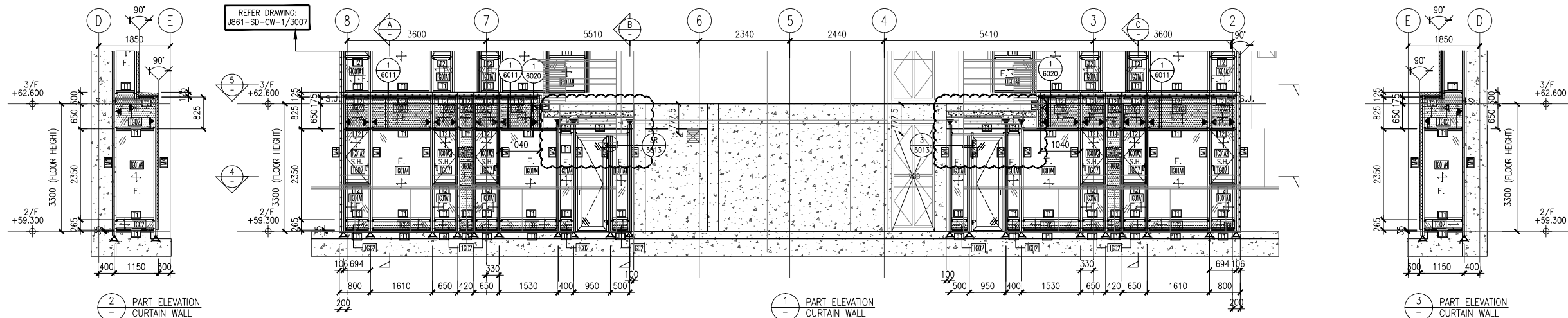


WONG TUNG & PARTNERS LTD.

APPROVED	
APPROVED AS NOTED	
APPROVED AS NOTED & RESUBMIT	
RESUBMIT	
NO COMMENT	
REFER OTHER CONSULTANT'S COMMENTS	

Reviewed for compliance with the design intent. Comments made shall apply to all similar conditions & details, not just the ones cited.
 The approval shall not be construed as relieving the contractor for compliance with the contract documents & requirements.

Reviewed By _____ Date _____



- LEGEND :**
- TG01A1 8mm HEAT STRENGTHENED GLASS + 12mm AIR SPACE + 10mm TEMPERED GLASS (IGU)
 - TG01A2 8mm HEAT STRENGTHENED GLASS + 12mm AIR SPACE + 10mm TEMPERED GLASS (IGU)
 - TG01A3 8mm HEAT STRENGTHENED GLASS WITH (FROSTED) AT SURFACE #3 + 12mm AIR SPACE + 10mm TEMPERED GLASS (IGU)
 - TG01A4 8mm HEAT STRENGTHENED GLASS + 12mm AIR SPACE + 12mm TEMPERED GLASS (IGU)
 - TG02 12mm HEAT STRENGTHENED GLASS W/2mm THK. ALUM. BACK PANEL
 - TG07 10mm CLEAR TEMPERED GLASS
 - TM05 3mm THK ALUM. CLADDING DARK GREY COLOUR CODE: KM3E97023C (ALL CURTAIN WALL MULLION & TRANSOM FRAME IN DARK GREY COLOUR)
- F. - FIXED GLASS
 S.H. - SIDE HUNG OPENABLE WINDOW
 ▲ - SUPPORT POINT (WIND LOAD + DEAD LOAD)
 ◀ - SUPPORT POINT (WIND LOAD)
 S.J. - STACK JOINT REF TO J861-SD-CW-5016

NOTE :
 1. ALL DIMENSIONS ARE IN MM.
 2. ALL ELEVATIONS ARE VIEWED FROM OUTSIDE.
 3. ALL DIMENSIONS TO BE VERIFIED ON SITE BEFORE FABRICATION.

LEGEND :
 X1 - DETAIL MARK NO.
 X001 - REFER SHEET NO.

1. F.F.L. --- FINISHED FLOOR LEVEL
 2. S.F.L. --- STRUCTURAL FLOOR LEVEL
 3. (R) --- REVERSED DETAIL

B	8/11/2024	GENERAL REVISED	
A	16/9/2024	GENERAL REVISED	
NO.	DATE	REVISED	BY

CLIENT :
MILLION BASE PROPERTIES LIMITED

ARCHITECT :
WONG TUNG & PARTNERS LIMITED
 ARCHITECTS & PLANNERS

STRUCTURAL ENGINEER :
SWW SYW & ASSOCIATES LTD.
 邵賢偉建築工程師

MAIN CONTRACTOR :
顯利工程有限公司
 HIEN LEE ENGINEERING CO., LTD.

美特鋁質有限公司
 MIDI ALUMINIUM FABRICATOR LTD.
 Units 6-8, Sunray Industrial Centre, 1/F
 610 Cha Kwo Ling Road, Kowloon
 Tel:23489211-4 Fax:(852)2727666

JOB NO. : J-861

PROJECT :
 PROPOSED RESIDENTIAL DEVELOPMENT AT NOS. 3-6 GLENEALY, CENTRAL, HONG KONG

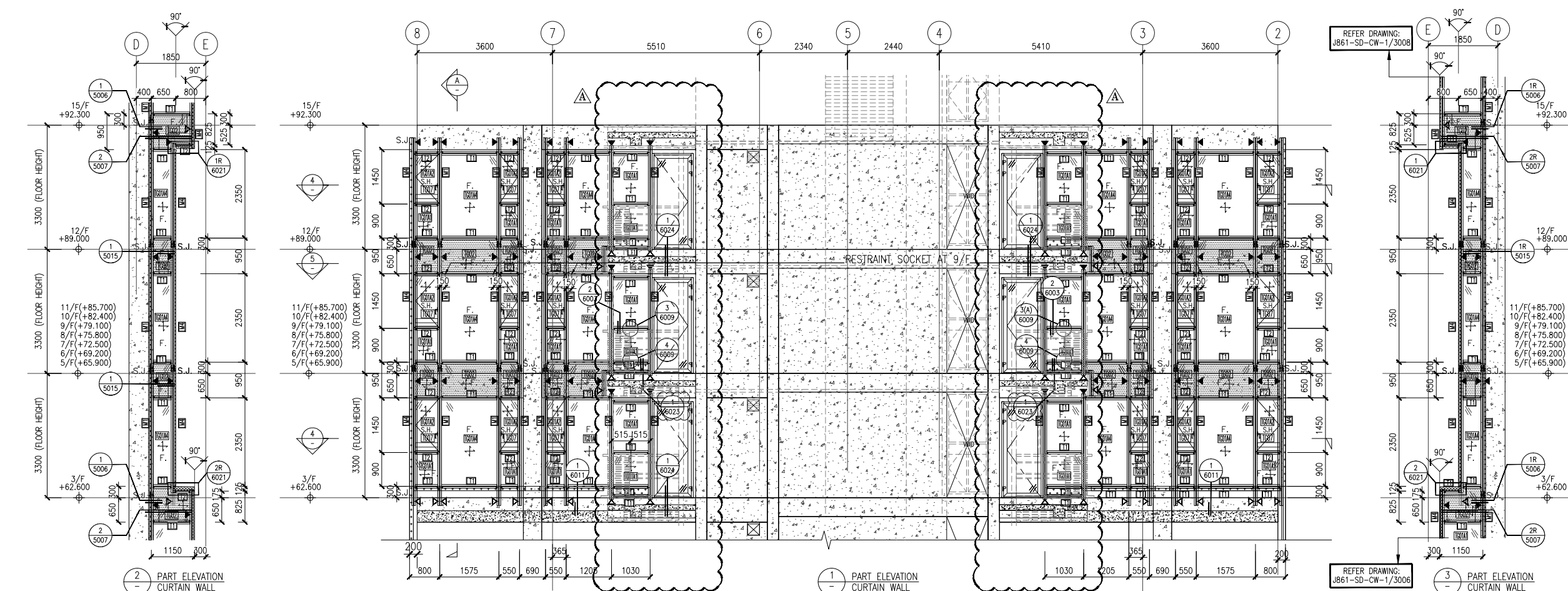
TITLE :
 PART ELEVATION FOR CURTAIN WALL

DATE : 06-Sep.-24 SCALE : 1:60(A1)

DRAWN BY : Asing CHECKED BY :

DWG NO. : J861-SD-CW-3006 REV. : B

WONG TUNG & PARTNERS LTD.	
APPROVED	
APPROVED AS NOTED	
APPROVED AS NOTED & RESUBMIT	
RESUBMIT	
NO COMMENT	
REFER OTHER CONSULTANT'S COMMENTS	
Reviewed for compliance with the design intent. Comments made shall apply to all similar conditions & details, not just the ones cited. The approval shall not be construed as relieving the contractor for compliance with the contract documents & requirements.	
Reviewed By	Date
()	()



NOTE :

1. ALL DIMENSIONS ARE IN mm.
2. ALL ELEVATIONS ARE VIEWED FROM OUTSIDE.
3. ALL DIMENSIONS TO BE VERIFIED ON SITE BEFORE FABRICATION.

LEGEND :

X1 - DETAIL MARK NO.
 X001 - REFER SHEET NO.

1. F.F.L. --- FINISHED FLOOR LEVEL
2. S.F.L. --- STRUCTURAL FLOOR LEVEL
3. (R) --- REVERSED DETAIL

B	8/11/2024	GENERAL REVISED	
A	16/9/2024	GENERAL REVISED	
NO.	DATE	REVISED	BY

CLIENT :
MILLION BASE PROPERTIES LIMITED

ARCHITECT :
WONG TUNG & PARTNERS LIMITED
 ARCHITECTS & PLANNERS

STRUCTURAL ENGINEER :
SWW SYW & ASSOCIATES LTD.
 邵賢偉建築工程師

MAIN CONTRACTOR :
顯利工程有限公司
 HIEN LEE ENGINEERING CO., LTD.

美特鋁質有限公司
 MIDI ALUMINIUM FABRICATOR LTD.
 Units 6-8, Sunray Industrial Centre, 1/F
 610 Cha Kwo Ling Road, Kowloon
 Tel: 23489211-4 Fax: (852) 2727666

JOB NO. : J-861

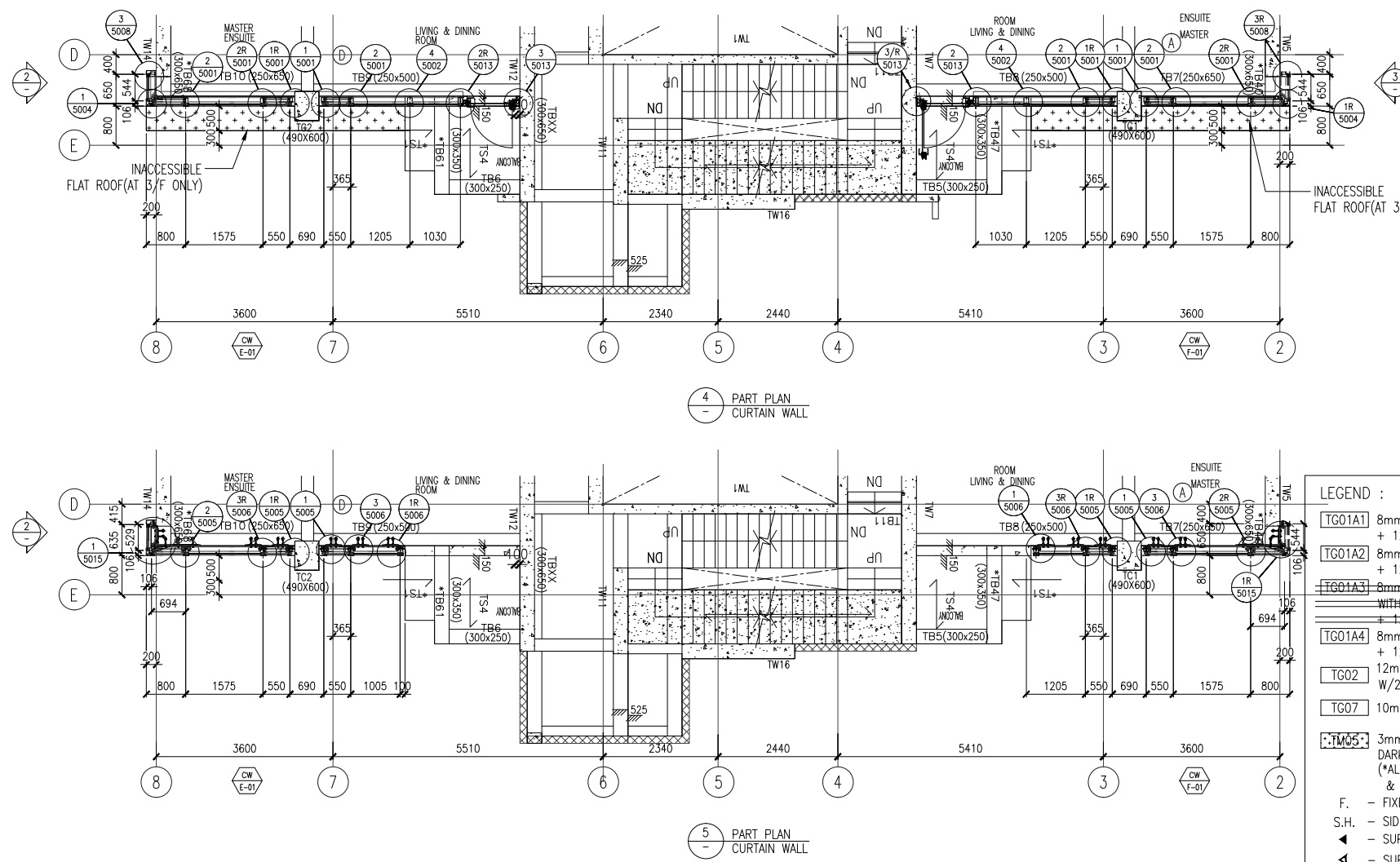
PROJECT :
 PROPOSED RESIDENTIAL DEVELOPMENT AT NOS. 3-6 GLENEALY, CENTRAL, HONG KONG

TITLE :
 PART ELEVATION FOR CURTAIN WALL

DATE : 06-Sep.-24 SCALE : 1:60(A1)

DRAWN BY : Asing CHECKED BY :

DWG NO. : J861-SD-CW-3007 REV. : B



LEGEND :

TG01A1 8mm HEAT STRENGTHENED GLASS + 12mm AIR SPACE + 10mm TEMPERED GLASS (IGU)
 TG01A2 8mm HEAT STRENGTHENED GLASS + 12mm AIR SPACE + 8mm TEMPERED GLASS (IGU)
 TG01A3 8mm HEAT STRENGTHENED GLASS WITH (FROSTED) AT SURFACE #3 + 12mm AIR SPACE + 10mm TEMPERED GLASS (IGU)
 TG01A4 8mm HEAT STRENGTHENED GLASS + 12mm AIR SPACE + 12mm TEMPERED GLASS (IGU)
 TG02 12mm HEAT STRENGTHENED GLASS W/2mm THK. ALUM. BACK PANEL
 TG07 10mm CLEAR TEMPERED GLASS
 TM05 3mm THK ALUM. CLADDING DARK GREY COLOUR CODE: KM3E97023C (*ALL CURTAIN WALL MULLION & TRANSOM FRAME IN DARK GREY COLOUR)

F. - FIXED GLASS
 S.H. - SIDE HUNG OPENABLE WINDOW
 ▲ - SUPPORT POINT (WIND LOAD + DEAD LOAD)
 ▲ - SUPPORT POINT (WIND LOAD)
 S.J. - STACK JOINT REF TO J861-SD-CW-5016

WONG TUNG & PARTNERS LTD.	
APPROVED	
APPROVED AS NOTED	
APPROVED AS NOTED & RESUBMIT	
RESUBMIT	
NO COMMENT	
REFER OTHER CONSULTANT'S COMMENTS	
Reviewed for compliance with the design intent. Comments made shall apply to all similar conditions & details, not just the ones cited. The approval shall not be construed as relieving the contractor for compliance with the contract documents & requirements.	
Reviewed By	Date

● = RESTRAINT SOCKET

NOTE :
 1. ALL DIMENSIONS ARE IN mm.
 2. ALL ELEVATIONS ARE VIEWED FROM OUTSIDE.
 3. ALL DIMENSIONS TO BE VERIFIED ON SITE BEFORE FABRICATION.

LEGEND :
 X1 - DETAIL MARK NO.
 X001 - REFER SHEET NO.

1. F.F.L. --- FINISHED FLOOR LEVEL
 2. S.F.L. --- STRUCTURAL FLOOR LEVEL
 3. (↔) --- REVERSED DETAIL

B	8/11/2024	GENERAL REVISED	
A	16/9/2024	GENERAL REVISED	
NO.	DATE	REVISED	BY

CLIENT :
MILLION BASE PROPERTIES LIMITED

ARCHITECT :
WONG TUNG & PARTNERS LIMITED
 ARCHITECTS & PLANNERS

STRUCTURAL ENGINEER :
SWW | SYW & ASSOCIATES LTD.
 邵賢偉建築工程師

MAIN CONTRACTOR :
顯利工程有限公司
 HIEN LEE ENGINEERING CO., LTD.

美特鋁質有限公司
MIDI ALUMINIUM FABRICATOR LTD.
 Units 6-8, Sunray Industrial Centre, 1/F
 610 Cha Kwo Ling Road, Kowloon
 Tel: 23489211-4 Fax: (852) 2727666

JOB NO. : J-861

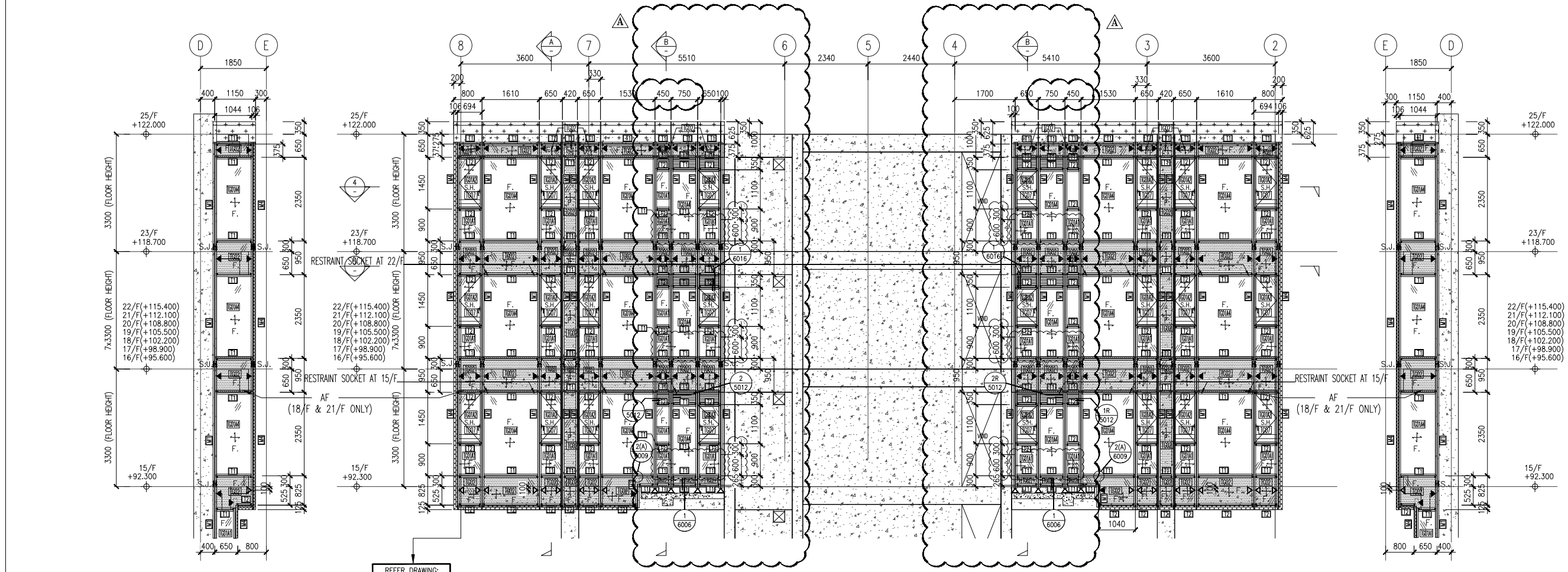
PROJECT :
 PROPOSED RESIDENTIAL
 DEVELOPMENT AT NOS. 3-6
 GLENEALY, CENTRAL, HONG KONG

TITLE :
 PART ELEVATION
 FOR CURTAIN WALL

DATE : 06-Sep.-24 SCALE : 1:60(A1)

DRAWN BY : Asing CHECKED BY :

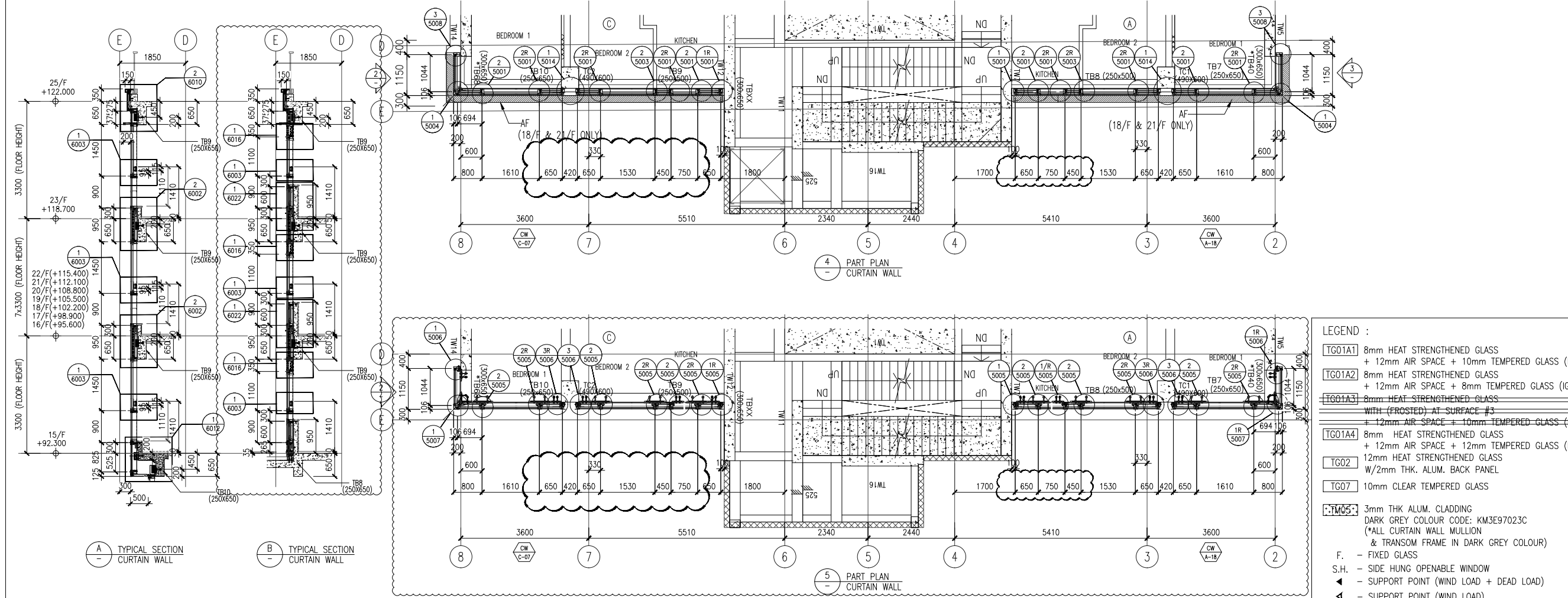
DWG NO. : J861-SD-CW-3008 REV. : B



2 - PART ELEVATION CURTAIN WALL

1 - PART ELEVATION CURTAIN WALL

3 - PART ELEVATION CURTAIN WALL



A - TYPICAL SECTION CURTAIN WALL

B - TYPICAL SECTION CURTAIN WALL

4 - PART PLAN CURTAIN WALL

5 - PART PLAN CURTAIN WALL

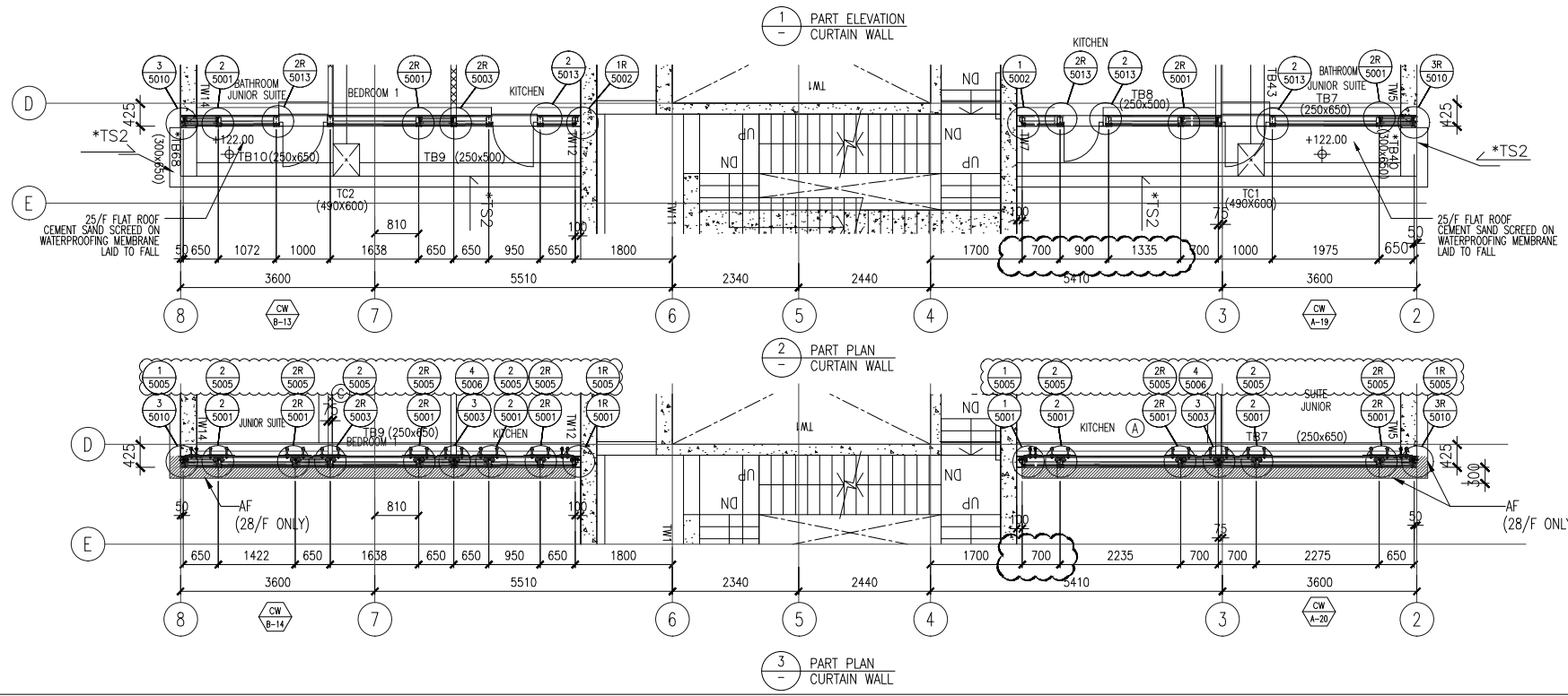
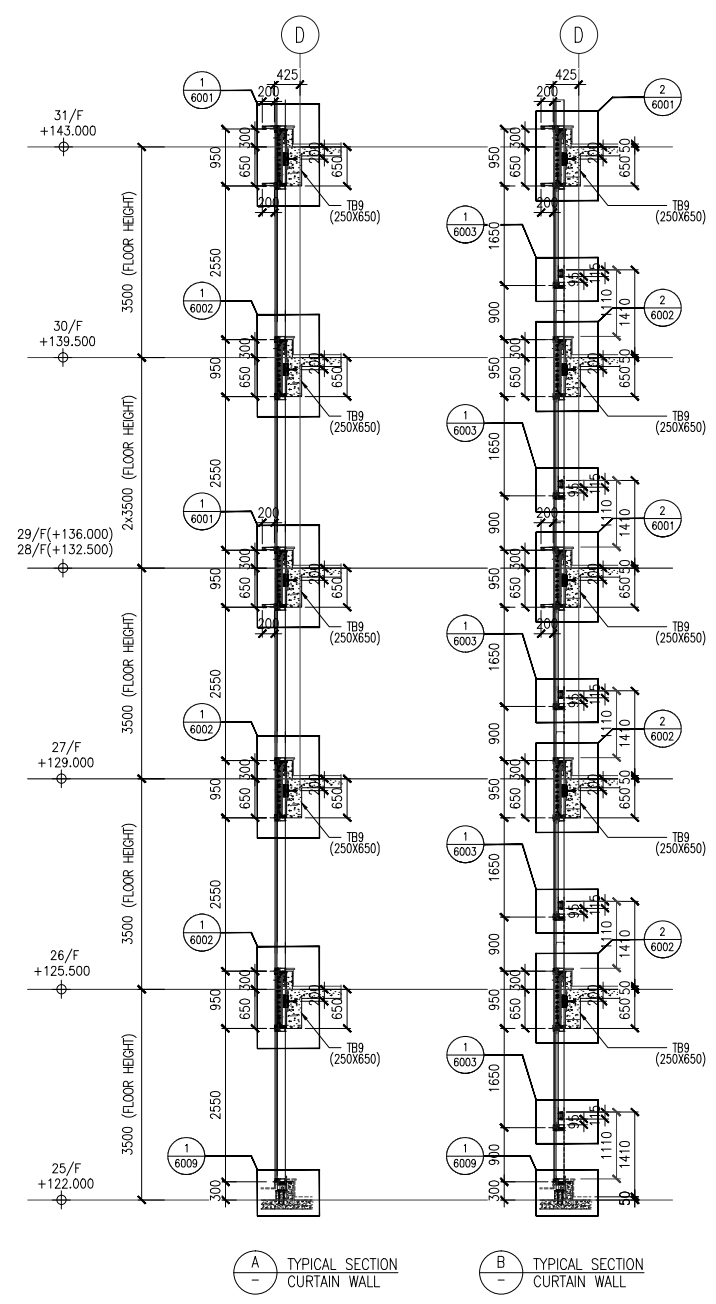
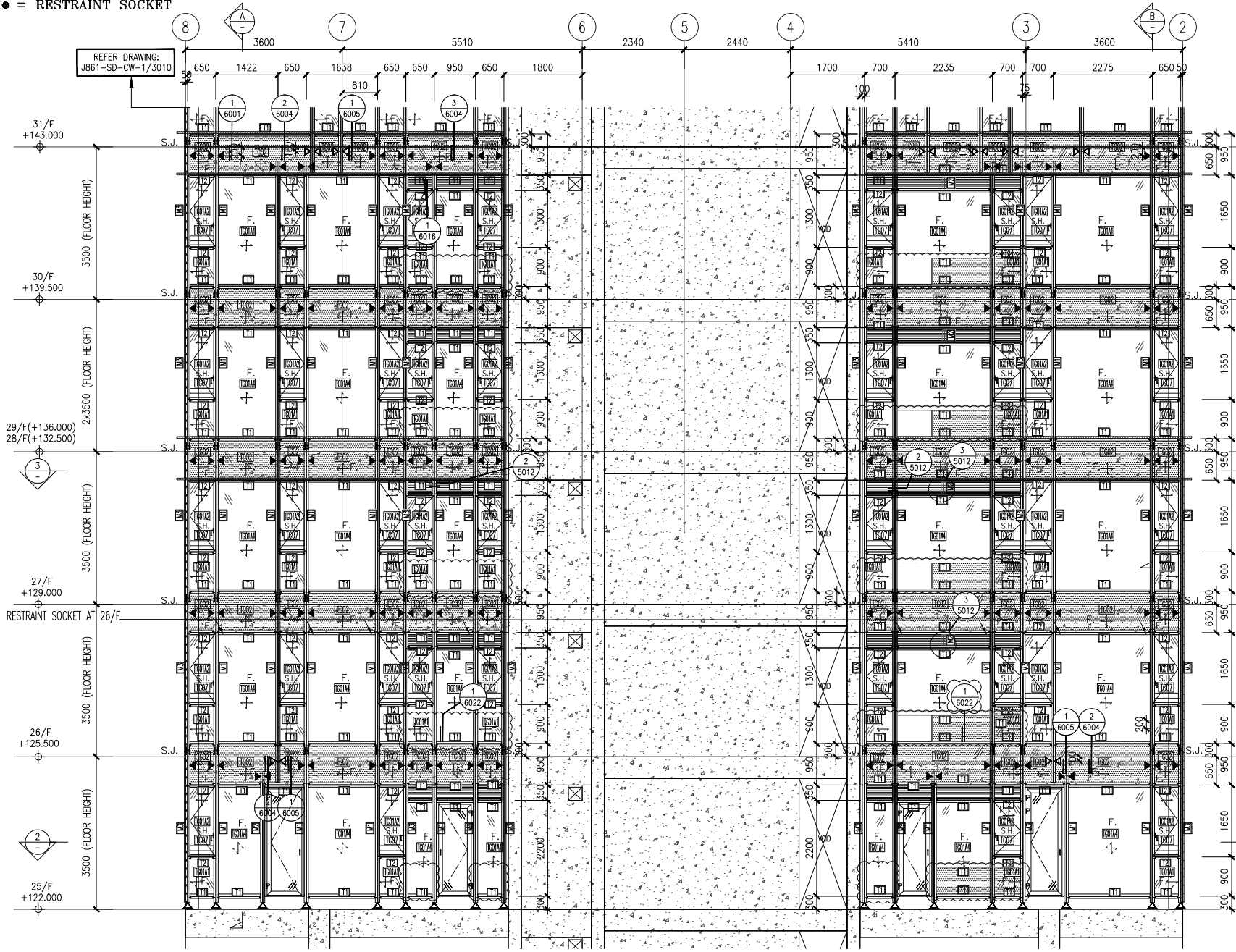
LEGEND :

- TG01A1 8mm HEAT STRENGTHENED GLASS + 12mm AIR SPACE + 10mm TEMPERED GLASS (IGU)
- TG01A2 8mm HEAT STRENGTHENED GLASS + 12mm AIR SPACE + 8mm TEMPERED GLASS (IGU)
- TG01A3 8mm HEAT STRENGTHENED GLASS WITH (FROSTED) AT SURFACE #3 + 12mm AIR SPACE + 10mm TEMPERED GLASS (IGU)
- TG01A4 8mm HEAT STRENGTHENED GLASS + 12mm AIR SPACE + 12mm TEMPERED GLASS (IGU)
- TG02 12mm HEAT STRENGTHENED GLASS W/2mm THK. ALUM. BACK PANEL
- TG07 10mm CLEAR TEMPERED GLASS
- TM05 3mm THK ALUM. CLADDING DARK GREY COLOUR CODE: KM3E97023C (ALL CURTAIN WALL MULLION & TRANSOM FRAME IN DARK GREY COLOUR)

F. - FIXED GLASS
 S.H. - SIDE HUNG OPENABLE WINDOW
 ▲ - SUPPORT POINT (WIND LOAD + DEAD LOAD)
 ▲ - SUPPORT POINT (WIND LOAD)
 S.J. - STACK JOINT REF TO J861-SD-CW-5016

WONG TUNG & PARTNERS LTD.	
APPROVED	
APPROVED AS NOTED	
APPROVED AS NOTED & RESUBMIT	
RESUBMIT	
NO COMMENT	
REFER OTHER CONSULTANT'S COMMENTS	
Reviewed for compliance with the design intent. Comments made shall apply to all similar conditions & details, not just the ones cited. The approval shall not be construed as relieving the contractor for compliance with the contract documents & requirements.	
Reviewed By	Date

● = RESTRAINT SOCKET



NOTE:
 1. ALL DIMENSIONS ARE IN mm.
 2. ALL ELEVATIONS ARE VIEWED FROM OUTSIDE.
 3. ALL DIMENSIONS TO BE VERIFIED ON SITE BEFORE FABRICATION.

LEGEND:
 X1 - DETAIL MARK NO.
 X001 - REFER SHEET NO.

1. F.F.L. --- FINISHED FLOOR LEVEL
 2. S.F.L. --- STRUCTURAL FLOOR LEVEL
 3. (↔) --- REVERSED DETAIL

B	8/11/2024	GENERAL REVISED	
A	16/9/2024	GENERAL REVISED	
NO.	DATE	REVISED	BY

CLIENT:
 MILLION BASE PROPERTIES LIMITED

ARCHITECT:
WONG TUNG & PARTNERS LIMITED
 ARCHITECTS & PLANNERS

STRUCTURAL ENGINEER:
SWW | SYW & ASSOCIATES LTD.
 邵賢偉建築工程師

MAIN CONTRACTOR:
顯利工程有限公司
 HIEN LEE ENGINEERING CO., LTD.

美特鋁質有限公司
 MIDI ALUMINIUM FABRICATOR LTD.
 Units 6-8, Sunray Industrial Centre, 1/F
 610 Cha Kwo Ling Road, Kowloon
 Tel: 23489211-4 Fax: (852) 2727666

JOB NO.: J-861

PROJECT:
 PROPOSED RESIDENTIAL DEVELOPMENT AT NOS. 3-6 GLENEALY, CENTRAL, HONG KONG

TITLE:
 PART ELEVATION FOR CURTAIN WALL

DATE: 06-Sep.-24 SCALE: 1:60(A1)

DRAWN BY: Asing CHECKED BY:

DWG NO.: JB61-SD-CW-3009 REV.: B

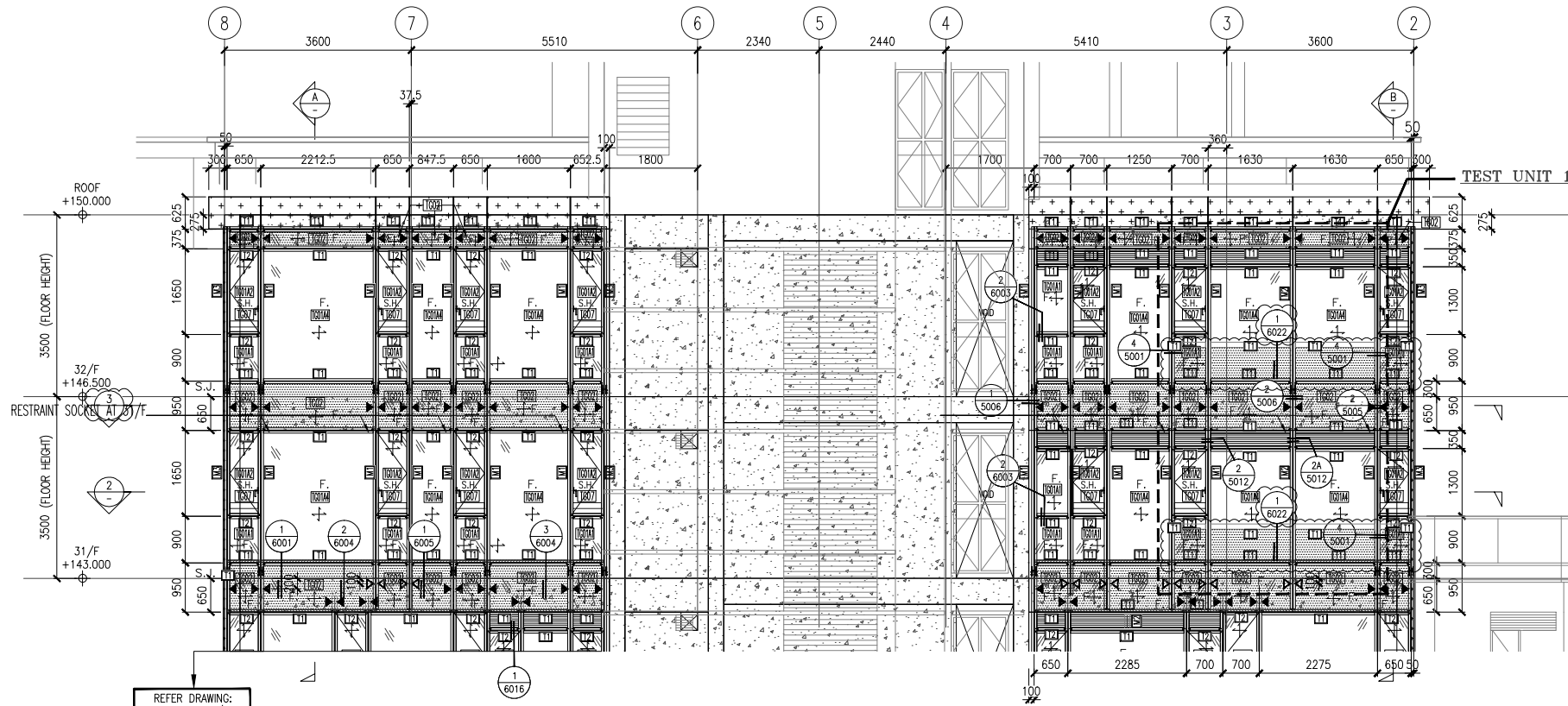
LEGEND:

- TG01A1 8mm HEAT STRENGTHENED GLASS + 12mm AIR SPACE + 10mm TEMPERED GLASS (IGU)
- TG01A2 8mm HEAT STRENGTHENED GLASS + 12mm AIR SPACE + 8mm TEMPERED GLASS (IGU)
- TG01A3 8mm HEAT STRENGTHENED GLASS WITH (FROSTED) AT SURFACE #3 + 12mm AIR SPACE + 10mm TEMPERED GLASS (IGU)
- TG01A4 8mm HEAT STRENGTHENED GLASS + 12mm AIR SPACE + 12mm TEMPERED GLASS (IGU)
- TG02 12mm HEAT STRENGTHENED GLASS W/2mm THK. ALUM. BACK PANEL
- TG07 10mm CLEAR TEMPERED GLASS
- TM05 3mm THK ALUM. CLADDING DARK GREY COLOUR CODE: KM3E97023C (*ALL CURTAIN WALL MULLION & TRANSOM FRAME IN DARK GREY COLOUR)

F. - FIXED GLASS
 S.H. - SIDE HUNG OPENABLE WINDOW
 ▲ - SUPPORT POINT (WIND LOAD + DEAD LOAD)
 ◀ - SUPPORT POINT (WIND LOAD)
 S.J. - STACK JOINT REF TO JB61-SD-CW-5016

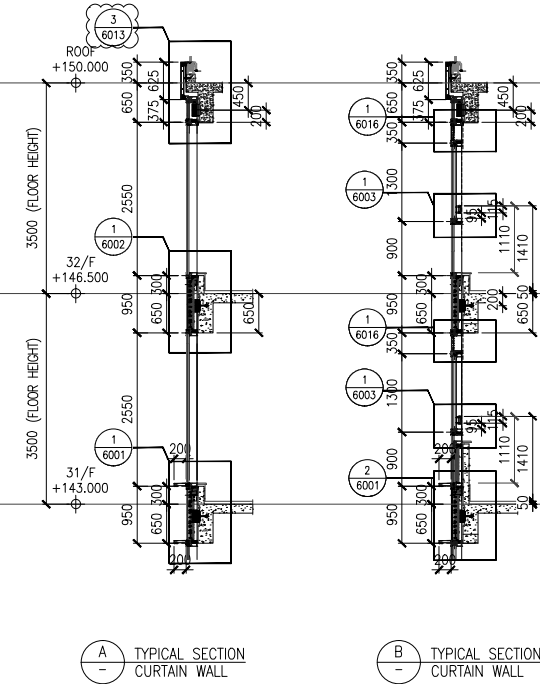
WONG TUNG & PARTNERS LTD.	
APPROVED	
APPROVED AS NOTED	
APPROVED AS NOTED & RESUBMIT	
RESUBMIT	
NO COMMENT	
REFER OTHER CONSULTANT'S COMMENTS	
Reviewed for compliance with the design intent. Comments made shall apply to all similar conditions & details, not just the ones cited. The approval shall not be construed as relieving the contractor for compliance with the contract documents & requirements.	
Reviewed By	Date

* ● = RESTRAINT SOCKET



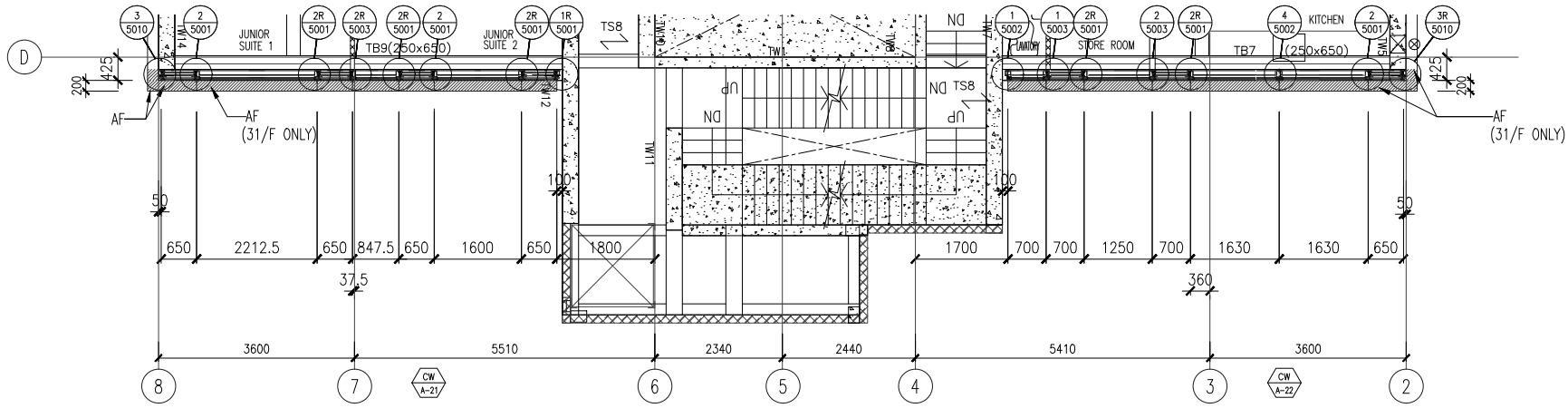
REFER DRAWING:
J861-SD-CW-1/3009

1 PART ELEVATION CURTAIN WALL

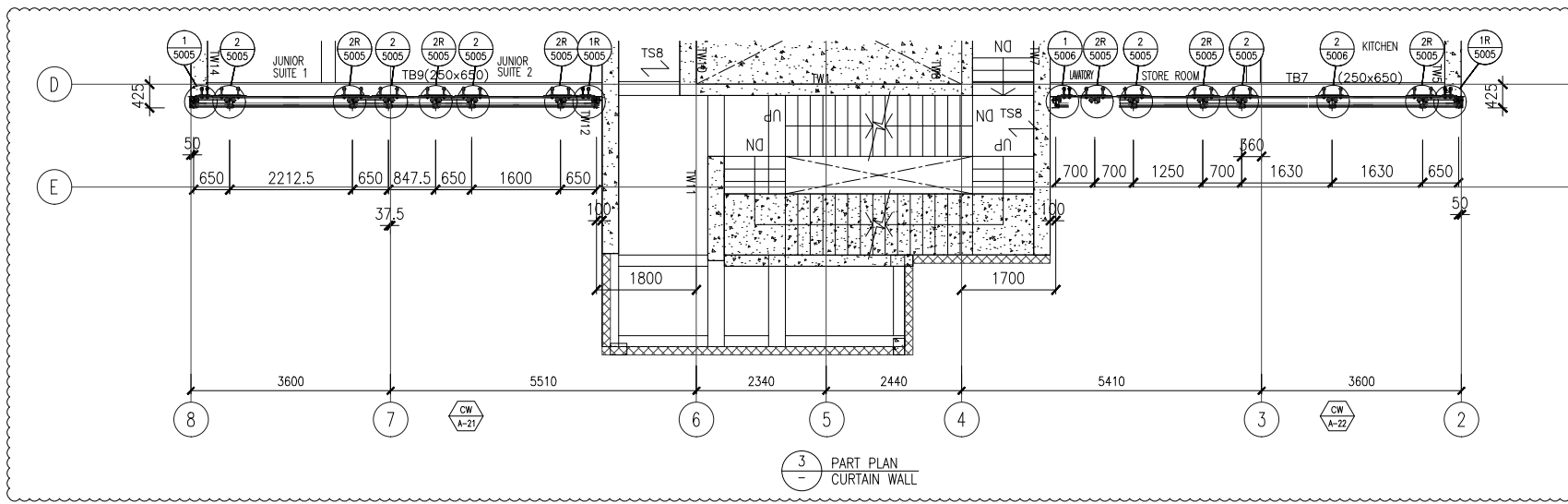


A TYPICAL SECTION CURTAIN WALL

B TYPICAL SECTION CURTAIN WALL



2 PART PLAN CURTAIN WALL



3 PART PLAN CURTAIN WALL

- LEGEND :**
- TG01A1 8mm HEAT STRENGTHENED GLASS + 12mm AIR SPACE + 10mm TEMPERED GLASS (IGU)
 - TG01A2 8mm HEAT STRENGTHENED GLASS + 12mm AIR SPACE + 8mm TEMPERED GLASS (IGU)
 - TG01A3 8mm HEAT STRENGTHENED GLASS WITH (FROSTED) AT SURFACE #3 + 12mm AIR SPACE + 10mm TEMPERED GLASS (IGU)
 - TG01A4 8mm HEAT STRENGTHENED GLASS + 12mm AIR SPACE + 12mm TEMPERED GLASS (IGU)
 - TG02 12mm HEAT STRENGTHENED GLASS W/2mm THK. ALUM. BACK PANEL
 - TG07 10mm CLEAR TEMPERED GLASS
 - TM05 3mm THK ALUM. CLADDING DARK GREY COLOUR CODE: KM3E97023C (ALL CURTAIN WALL MULLION & TRANSOM FRAME IN DARK GREY COLOUR)
 - F. - FIXED GLASS
 - S.H. - SIDE HUNG OPENABLE WINDOW
 - ▲ - SUPPORT POINT (WIND LOAD + DEAD LOAD)
 - ◀ - SUPPORT POINT (WIND LOAD)
 - S.J. - STACK JOINT REF TO J861-SD-CW-5016

NOTE :

- ALL DIMENSIONS ARE IN mm.
- ALL ELEVATIONS ARE VIEWED FROM OUTSIDE.
- ALL DIMENSIONS TO BE VERIFIED ON SITE BEFORE FABRICATION.

LEGEND :

- X1 - DETAIL MARK NO.
- X001 - REFER SHEET NO.
- 1. F.F.L. --- FINISHED FLOOR LEVEL
- 2. S.F.L. --- STRUCTURAL FLOOR LEVEL
- 3. (R) --- REVERSED DETAIL

B	8/11/2024	GENERAL REVISED	
A	16/9/2024	GENERAL REVISED	
NO.	DATE	REVISED	BY

CLIENT :
MILLION BASE PROPERTIES LIMITED

ARCHITECT :
WONG TUNG & PARTNERS LIMITED
ARCHITECTS & PLANNERS

STRUCTURAL ENGINEER :
SWW SYW & ASSOCIATES LTD.
邵賢偉建築工程師

MAIN CONTRACTOR :
顯利工程有限公司
HIEN LEE ENGINEERING CO., LTD.

美特鋁質有限公司
MIDI ALUMINIUM FABRICATOR LTD.
Units 6-8, Sunray Industrial Centre, 1/F
610 Cha Kwo Ling Road, Kowloon
Tel:23489211-4 Fax:(852)2727666

JOB NO. : J-861

PROJECT :
PROPOSED RESIDENTIAL DEVELOPMENT AT NOS. 3-6 GLENEALY, CENTRAL, HONG KONG

TITLE :
PART ELEVATION FOR CURTAIN WALL

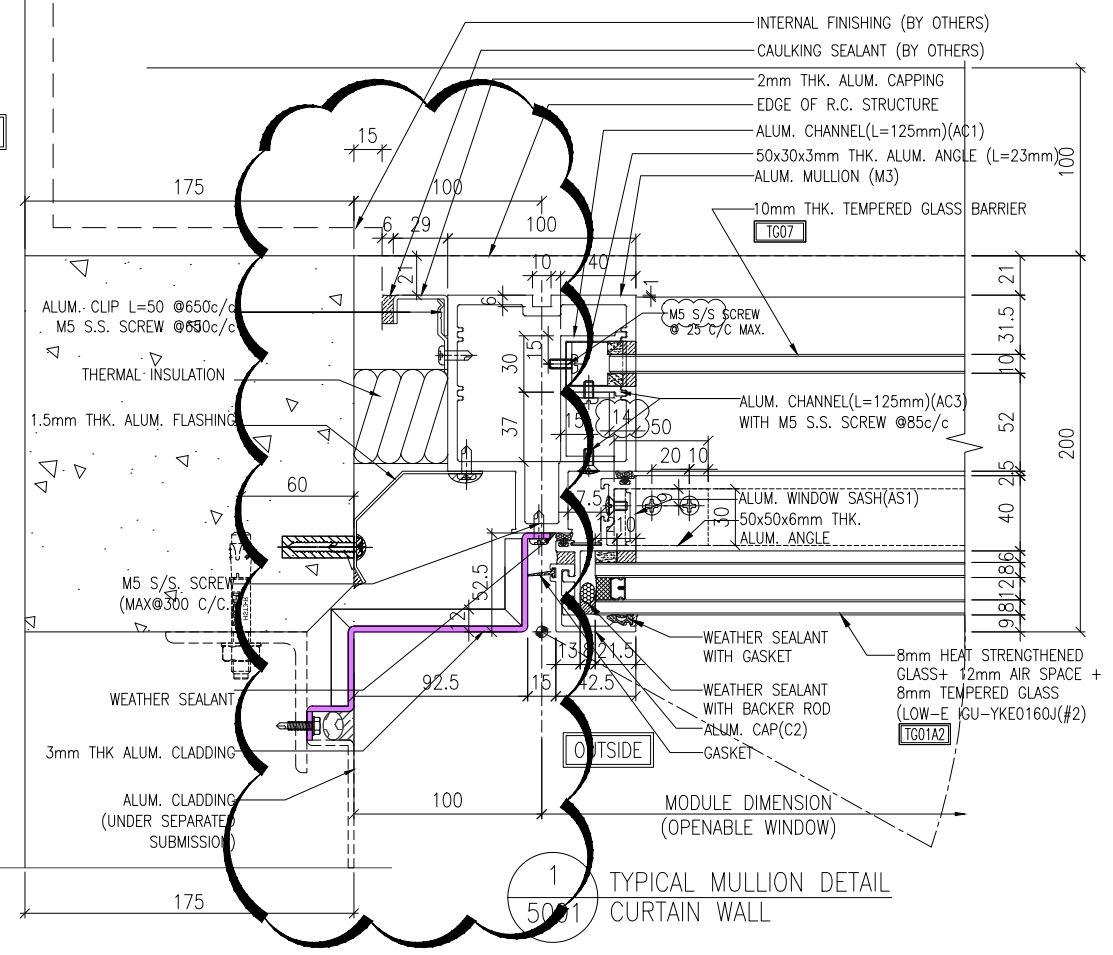
DATE : 06-Sep.-24 SCALE : 1:60(A1)

DRAWN BY : Asing CHECKED BY :

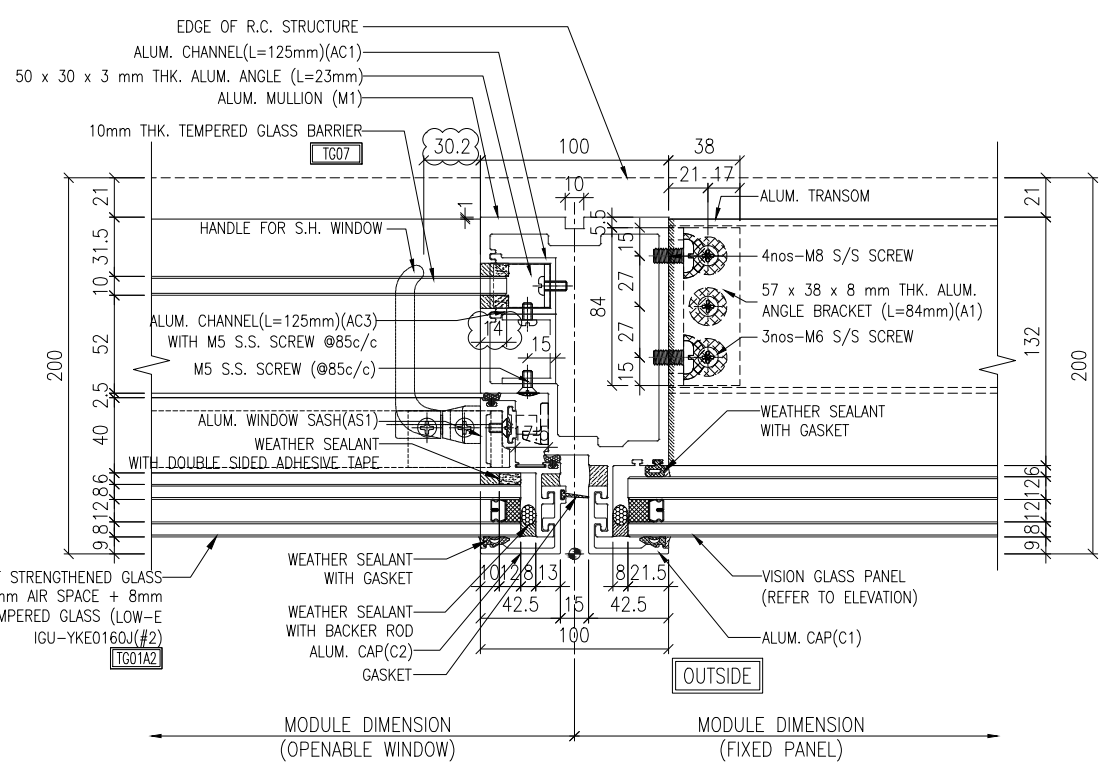
DWG NO. : J861-SD-CW-3010 REV. : B

WONG TUNG & PARTNERS LTD.	
APPROVED	
APPROVED AS NOTED	
APPROVED AS NOTED & RESUBMIT	
RESUBMIT	
NO COMMENT	
REFER OTHER CONSULTANT'S COMMENTS	
Reviewed for compliance with the design intent. Comments made shall apply to all similar conditions & details, not just the ones cited. The approval shall not be construed as relieving the contractor for compliance with the contract documents & requirements.	
Reviewed By	Date
()	()

R.C. COL.

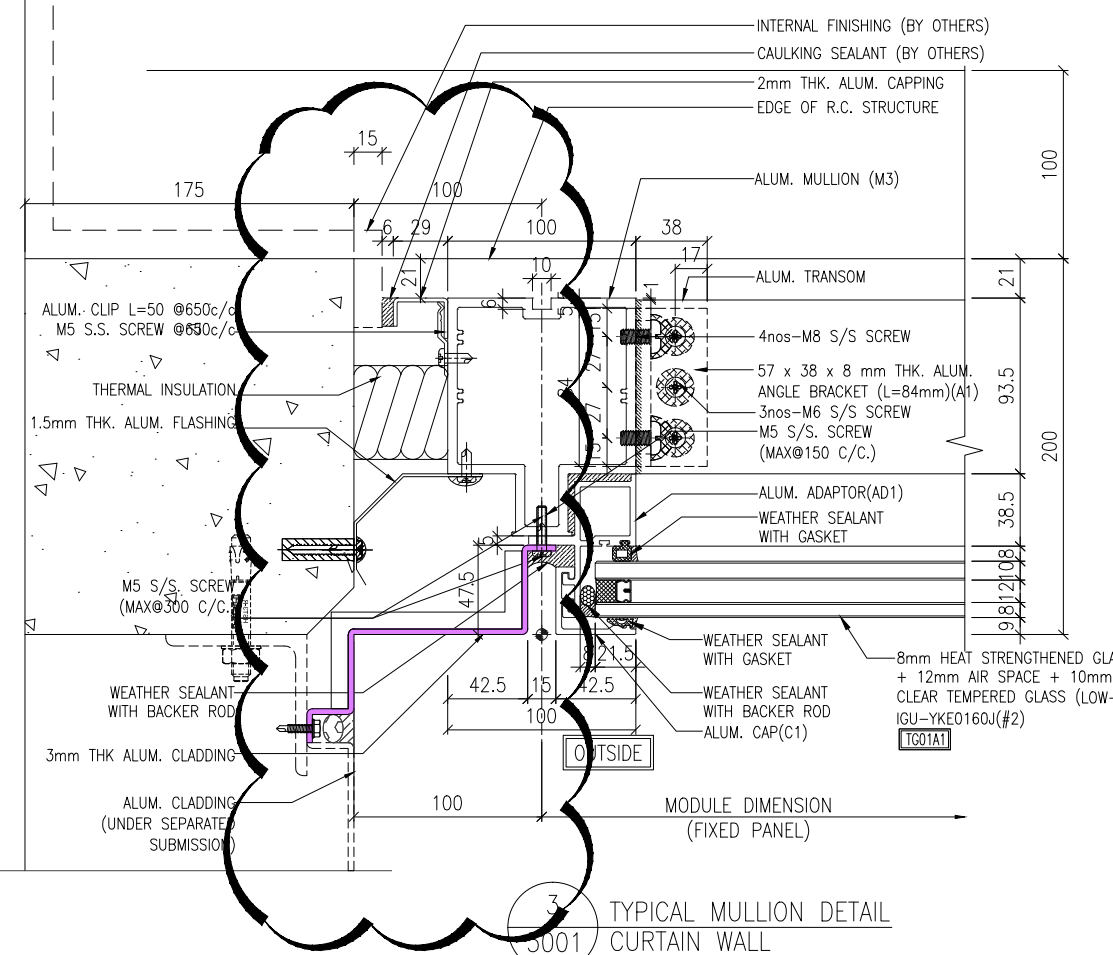


1 TYPICAL MULLION DETAIL
5001 CURTAIN WALL

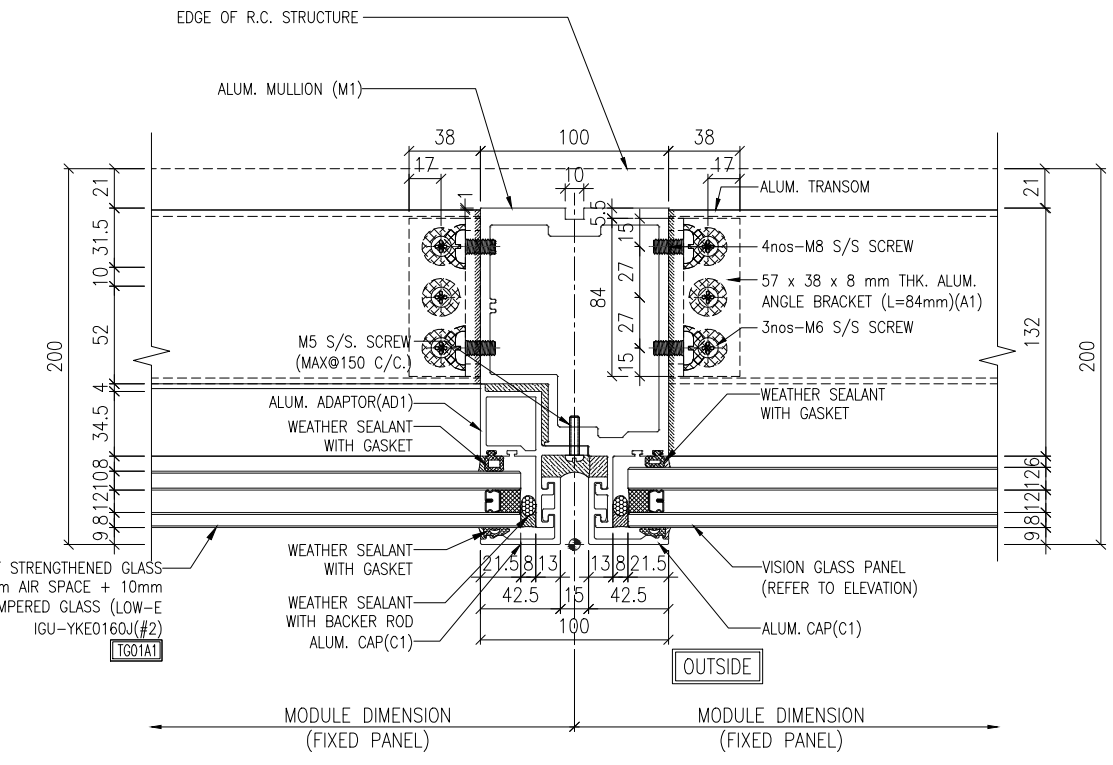


2 TYPICAL MULLION DETAIL
5001 CURTAIN WALL

R.C. COL.



3 TYPICAL MULLION DETAIL
5001 CURTAIN WALL



4 TYPICAL MULLION DETAIL
5001 CURTAIN WALL

NOTE :

1. ALL DIMENSIONS ARE IN mm.
2. ALL ELEVATIONS ARE VIEWED FROM OUTSIDE.
3. ALL DIMENSIONS TO BE VERIFIED ON SITE BEFORE FABRICATION.

LEGEND :

(X1) --- DETAIL MARK NO.
(X001) --- REFER SHEET NO.

1. F.F.L. --- FINISHED FLOOR LEVEL
2. S.F.L. --- STRUCTURAL FLOOR LEVEL
3. (R) --- REVERSED DETAIL

B	18/10/2024	GENERAL REVISED	
A	20/9/2024	GENERAL REVISED	
NO.	DATE	REVISED	BY

CLIENT :
MILLION BASE PROPERTIES LIMITED

ARCHITECT :
WONG TUNG & PARTNERS LIMITED
ARCHITECTS & PLANNERS

STRUCTURAL ENGINEER :
SWW & ASSOCIATES LTD.
STRUCTURAL ENGINEERS & AUTHORIZED PERSONNEL

MAIN CONTRACTOR :

HIEN LEE ENGINEERING CO., LTD.
美特鋁質有限公司
MIDI ALUMINIUM FABRICATOR LTD.
Units 6-8, Sunray Industrial Centre, 1/F
610 Cha Kwo Ling Road, Kowloon
Tel: 23489211-4 Fax: (852) 2727666

JOB NO. : J-861

PROJECT :
PROPOSED RESIDENTIAL
DEVELOPMENT AT NOS. 3-6
GLENEALY, CENTRAL, HONG KONG

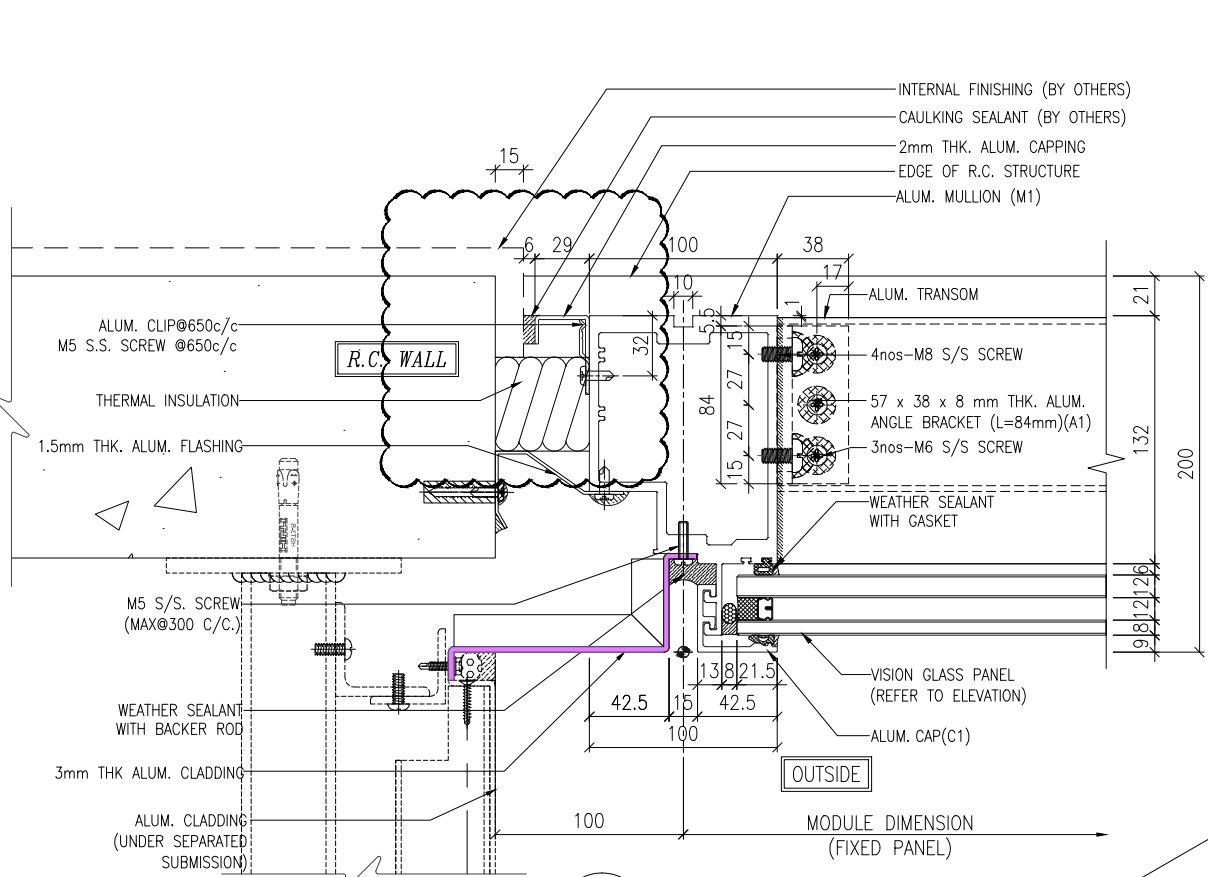
TITLE :
TYPICAL MULLION DETAIL
FOR CURTAIN WALL

DATE : 18-Jun.-24 SCALE : 1:2 (A1)

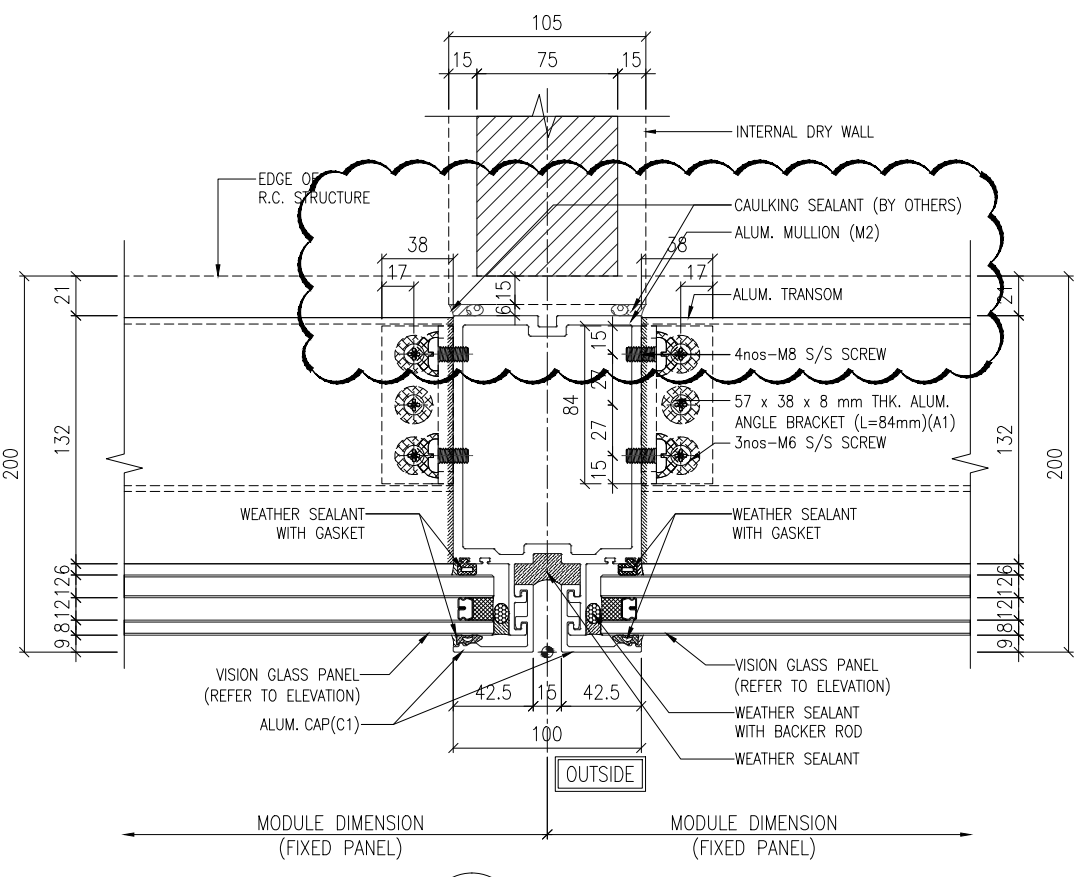
DRAWN BY : Asing CHECKED BY :

DWG NO. : J861-SD-CW-5001 REV. : B

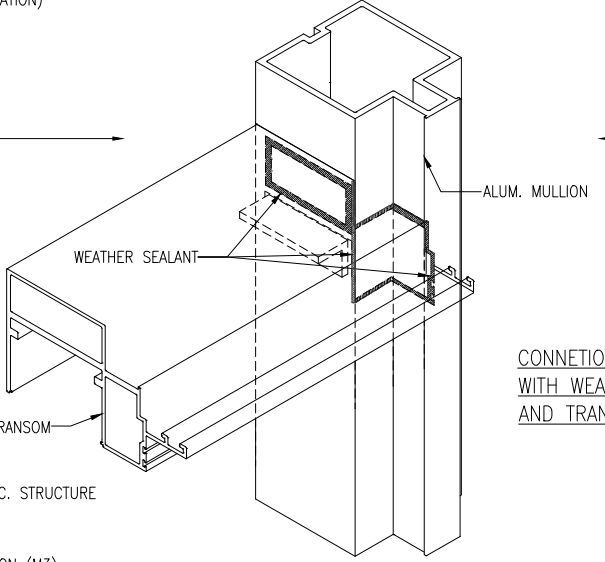
WONG TUNG & PARTNERS LTD.	
APPROVED	
APPROVED AS NOTED	
APPROVED AS NOTED & RESUBMIT	
RESUBMIT	
NO COMMENT	
REFER OTHER CONSULTANT'S COMMENTS	
Reviewed for compliance with the design intent. Comments made shall apply to all similar conditions & details, not just the ones cited. The approval shall not be construed as relieving the contractor for compliance with the contract documents & requirements.	
Reviewed By	Date



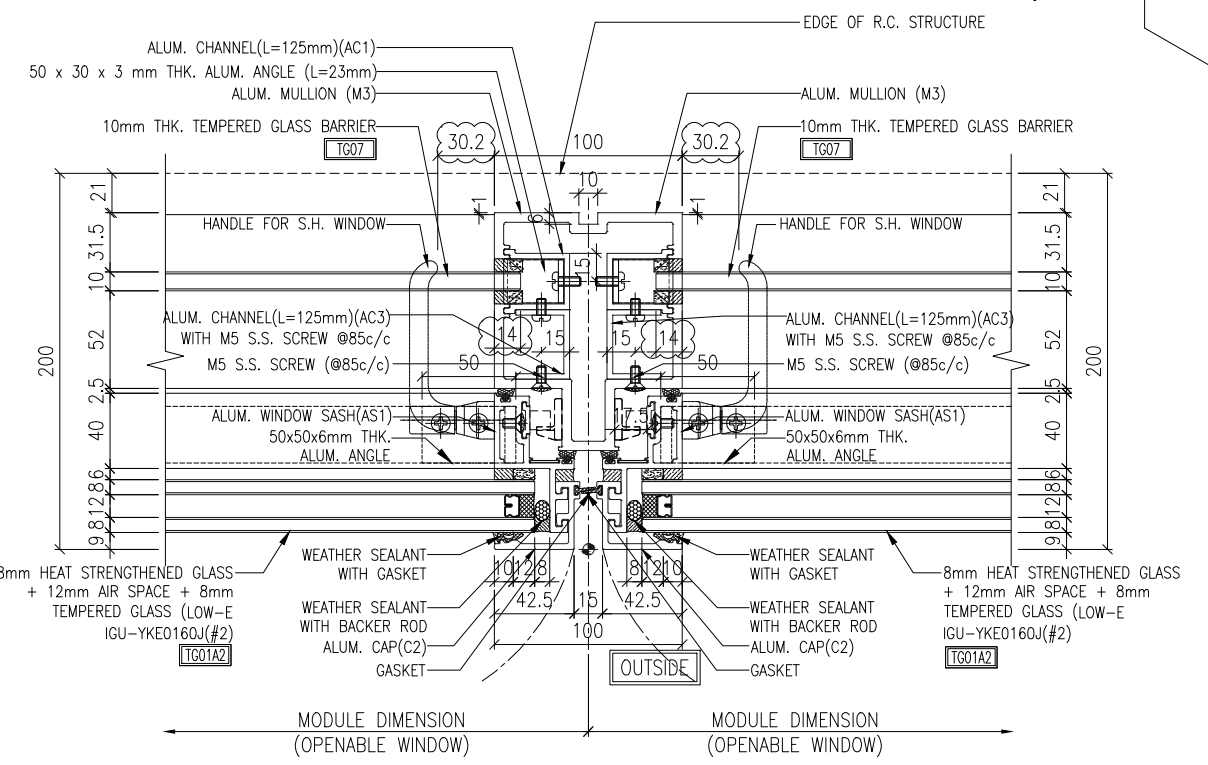
1 TYPICAL MULLION DETAIL
5002 CURTAIN WALL



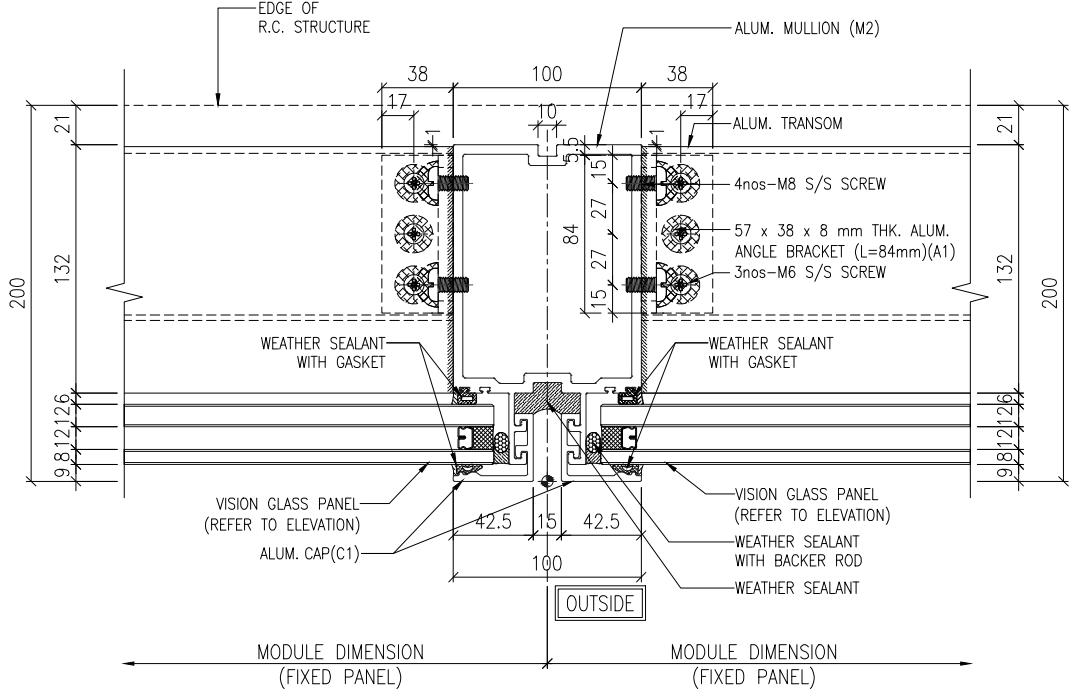
2 TYPICAL MULLION DETAIL
5002 CURTAIN WALL



CONNECTION BETWEEN MULLION AND TRANSOM WITH WEATHER SEALANT.(APPLY ON ALL MULLION AND TRANSOM CONNECTION)



3 TYPICAL MULLION DETAIL
5002 CURTAIN WALL



4 TYPICAL MULLION DETAIL
5002 CURTAIN WALL

NOTE :
1. ALL DIMENSIONS ARE IN mm.
2. ALL ELEVATIONS ARE VIEWED FROM OUTSIDE.
3. ALL DIMENSIONS TO BE VERIFIED ON SITE BEFORE FABRICATION.

LEGEND :
X1 - DETAIL MARK NO.
X001 - REFER SHEET NO.

1. F.F.L. --- FINISHED FLOOR LEVEL
2. S.F.L. --- STRUCTURAL FLOOR LEVEL
3. (R) --- REVERSED DETAIL

B	18/10/2024	GENERAL REVISED	
A	20/9/2024	GENERAL REVISED	
NO.	DATE	REVISED	BY

CLIENT :
MILLION BASE PROPERTIES LIMITED

ARCHITECT :
WONG TUNG & PARTNERS LIMITED
ARCHITECTS & PLANNERS

STRUCTURAL ENGINEER :
SYW & ASSOCIATES LTD.
SYW 邵賢偉建築工程師

MAIN CONTRACTOR :
HIEN LEE ENGINEERING CO., LTD.

MIDI ALUMINIUM FABRICATOR LTD.
Units 6-8, Sunray Industrial Centre, 1/F
610 Cha Kwo Ling Road, Kowloon
Tel:23489211-4 Fax:(852)2727666

JOB NO. : J-861

PROJECT :
PROPOSED RESIDENTIAL DEVELOPMENT AT NOS. 3-6 GLENEALY, CENTRAL, HONG KONG

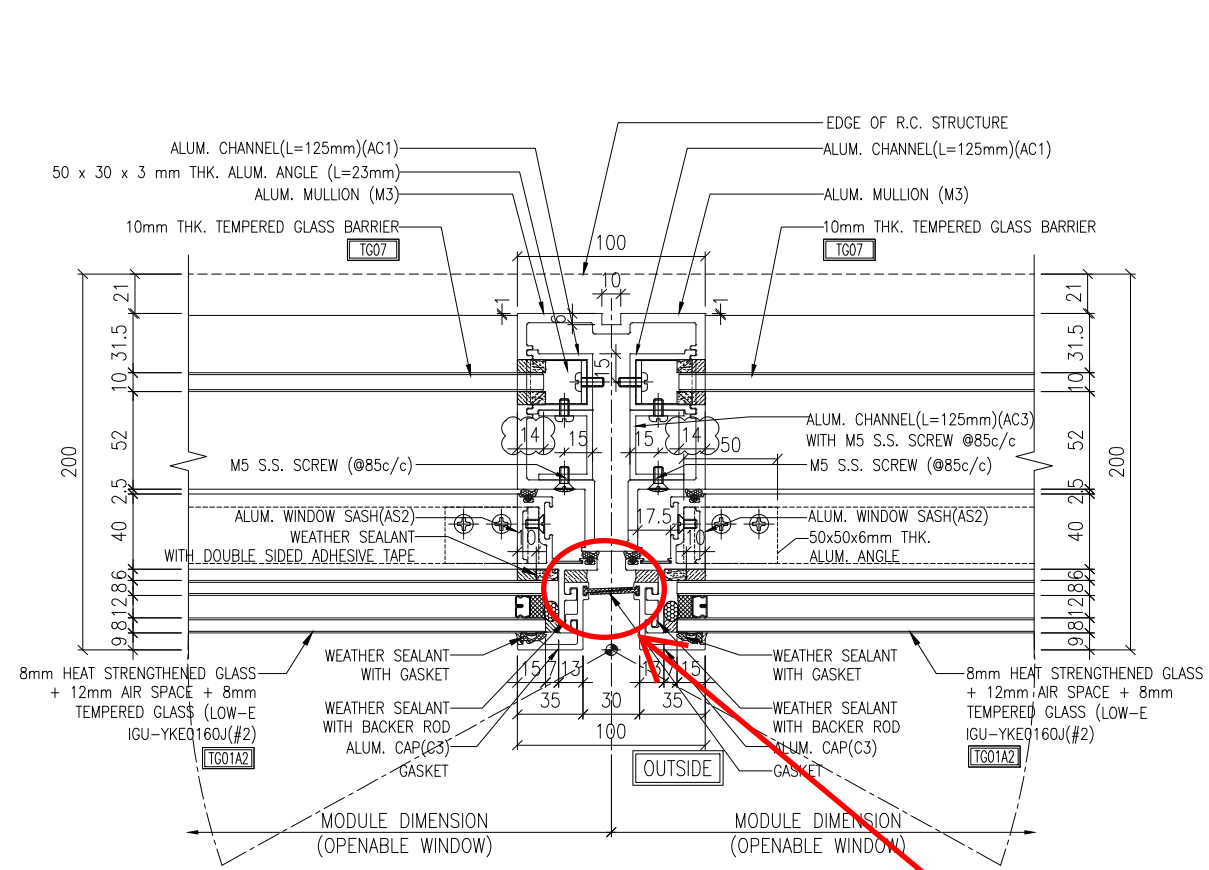
TITLE :
TYPICAL MULLION DETAIL FOR CURTAIN WALL

DATE : 18-Jun.-24 SCALE : 1:2 (A1)

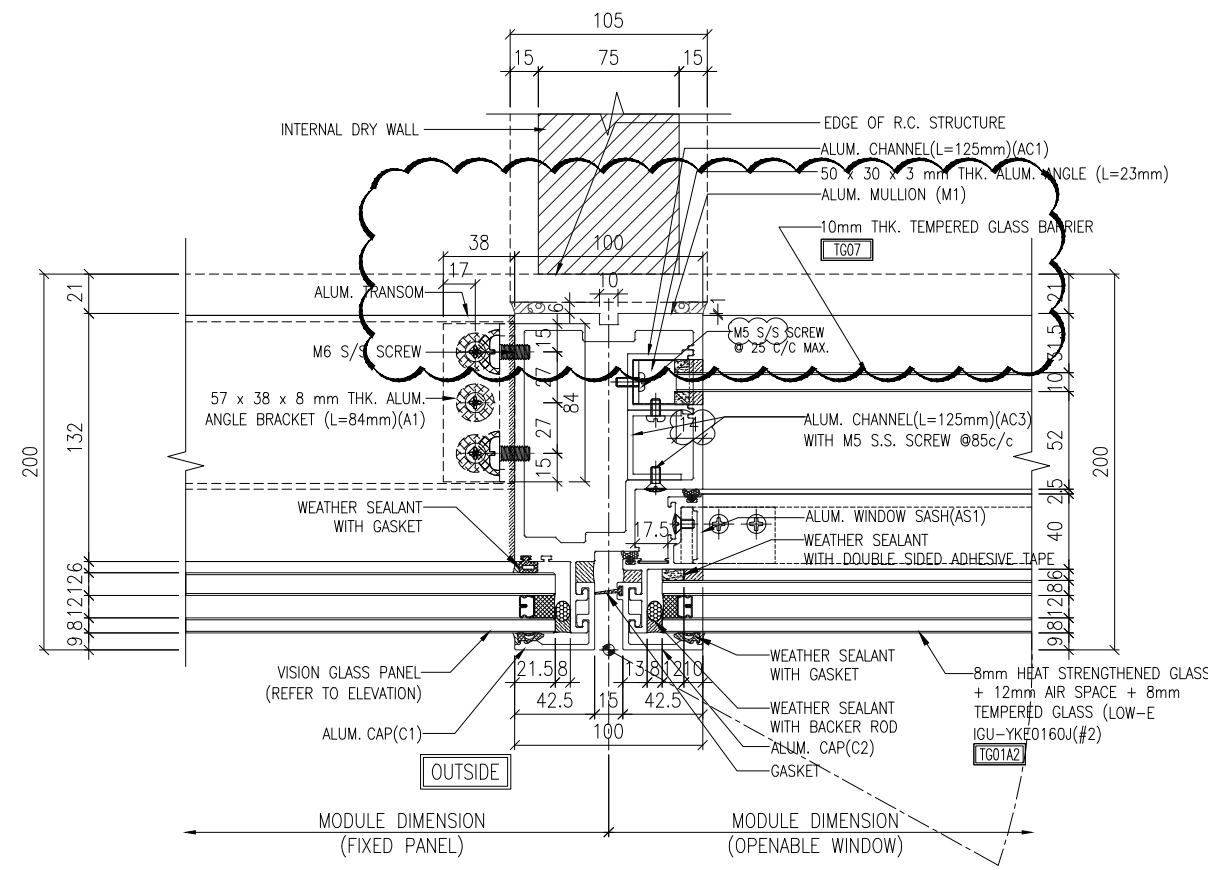
DRAWN BY : Asing CHECKED BY :

DWG NO. : J861-SD-CW-5002 REV. : C

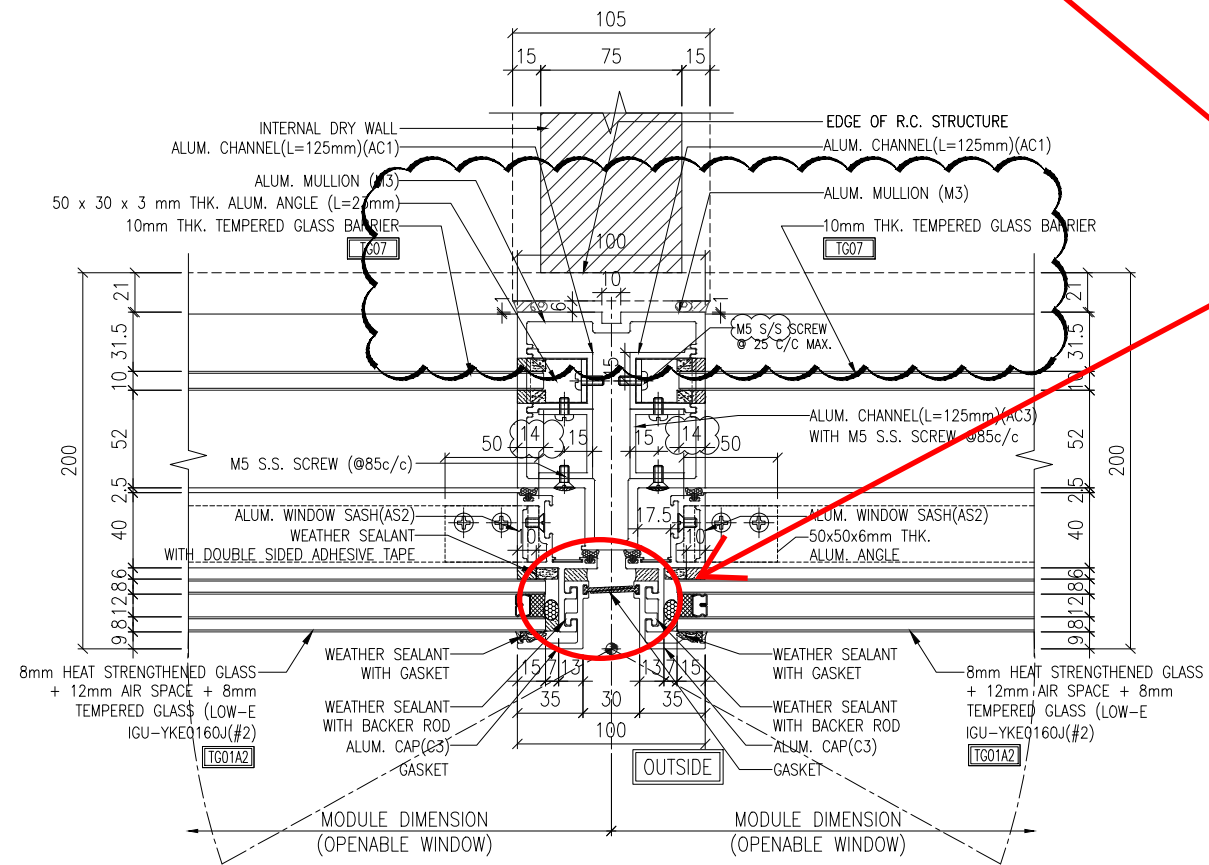
WONG TUNG & PARTNERS LTD.	
APPROVED	
APPROVED AS NOTED	
APPROVED AS NOTED & RESUBMIT	
RESUBMIT	
NO COMMENT	
REFER OTHER CONSULTANT'S COMMENTS	
Reviewed for compliance with the design intent. Comments made shall apply to all similar conditions & details, not just the ones cited. The approval shall not be construed as relieving the contractor for compliance with the contract documents & requirements.	
Reviewed By	Date



1 TYPICAL MULLION DETAIL
5003 CURTAIN WALL



2 TYPICAL MULLION DETAIL
5003 CURTAIN WALL



3 TYPICAL MULLION DETAIL
5003 CURTAIN WALL

膠條用改用J851-JT05膠條
看EI8934A

NOTE:
1. ALL DIMENSIONS ARE IN mm.
2. ALL ELEVATIONS ARE VIEWED FROM OUTSIDE.
3. ALL DIMENSIONS TO BE VERIFIED ON SITE BEFORE FABRICATION.

LEGEND:
X1 - DETAIL MARK NO.
X001 - REFER SHEET NO.

1. F.F.L. --- FINISHED FLOOR LEVEL
2. S.F.L. --- STRUCTURAL FLOOR LEVEL
3. (R) --- REVERSED DETAIL

B	18/10/2024	GENERAL REVISED	
A	20/9/2024	GENERAL REVISED	
NO.	DATE	REVISED	BY

CLIENT:
MILLION BASE PROPERTIES LIMITED

ARCHITECT:
WONG TUNG & PARTNERS LIMITED
ARCHITECTS & PLANNERS

STRUCTURAL ENGINEER:
SYW SYW & ASSOCIATES LTD.
SYW 謝賢偉建築工程師

MAIN CONTRACTOR:
HIEN LEE ENGINEERING CO., LTD.

美特鋁質有限公司
MIDI ALUMINIUM FABRICATOR LTD.
Units 6-8, Sunray Industrial Centre, 1/F
610 Cha Kwo Ling Road, Kowloon
Tel: 23489211-4 Fax: (852) 2727666

JOB NO.: J-861

PROJECT:
PROPOSED RESIDENTIAL DEVELOPMENT AT NOS. 3-6 GLENEALY, CENTRAL, HONG KONG

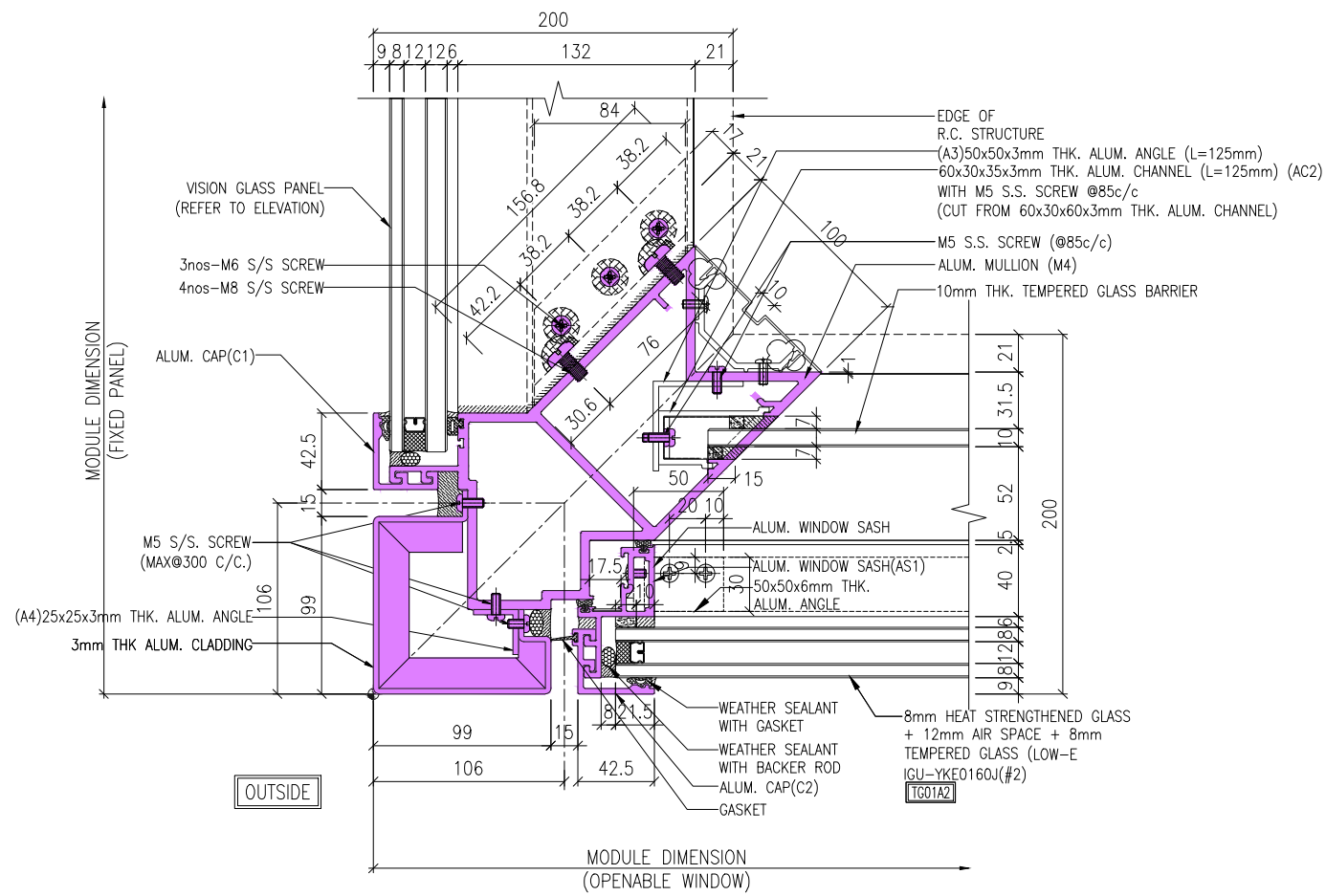
TITLE:
TYPICAL MULLION DETAIL FOR CURTAIN WALL

DATE: 18-Jun.-24 SCALE: 1:2 (A1)

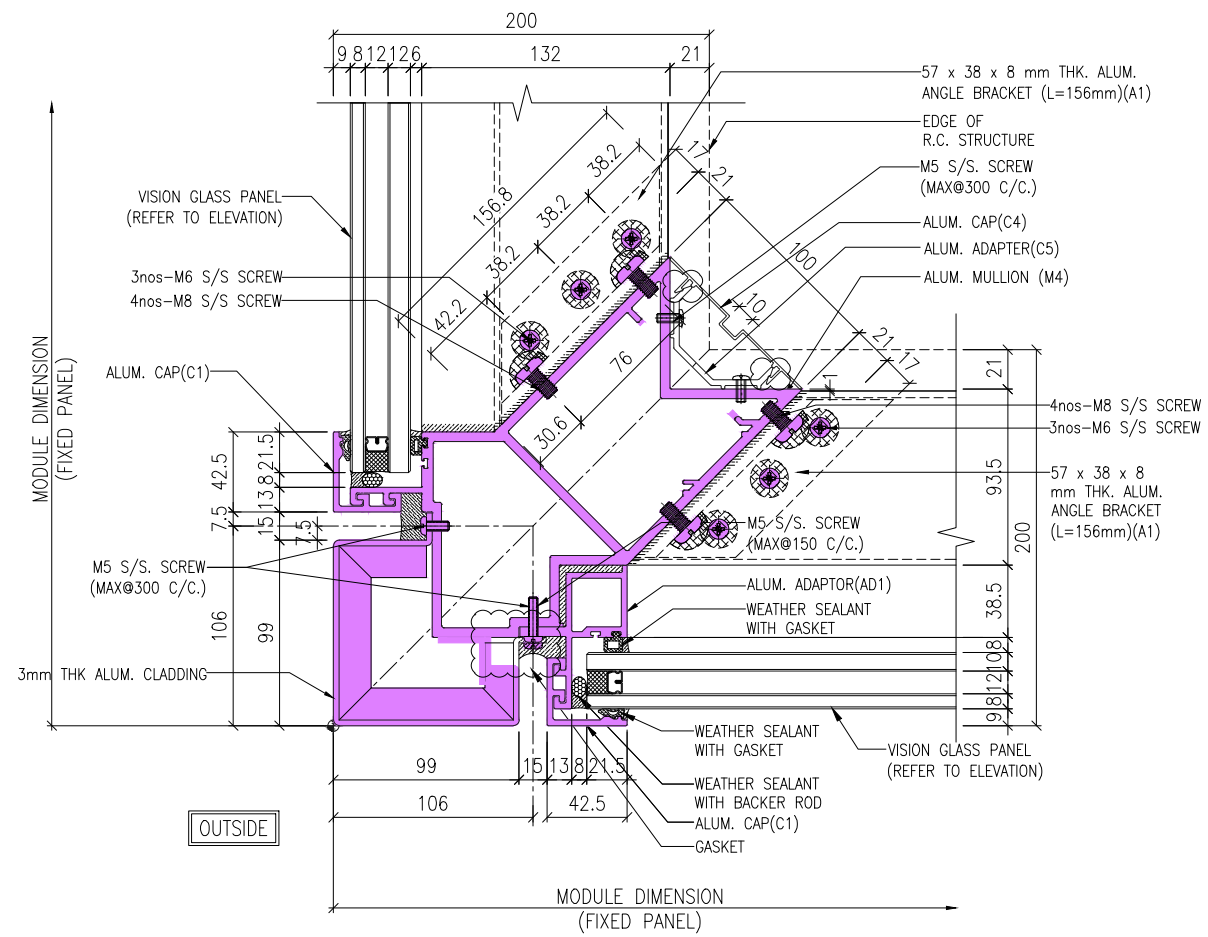
DRAWN BY: Asing CHECKED BY:

DWG NO.: J861-SD-CW-5003 REV.: C

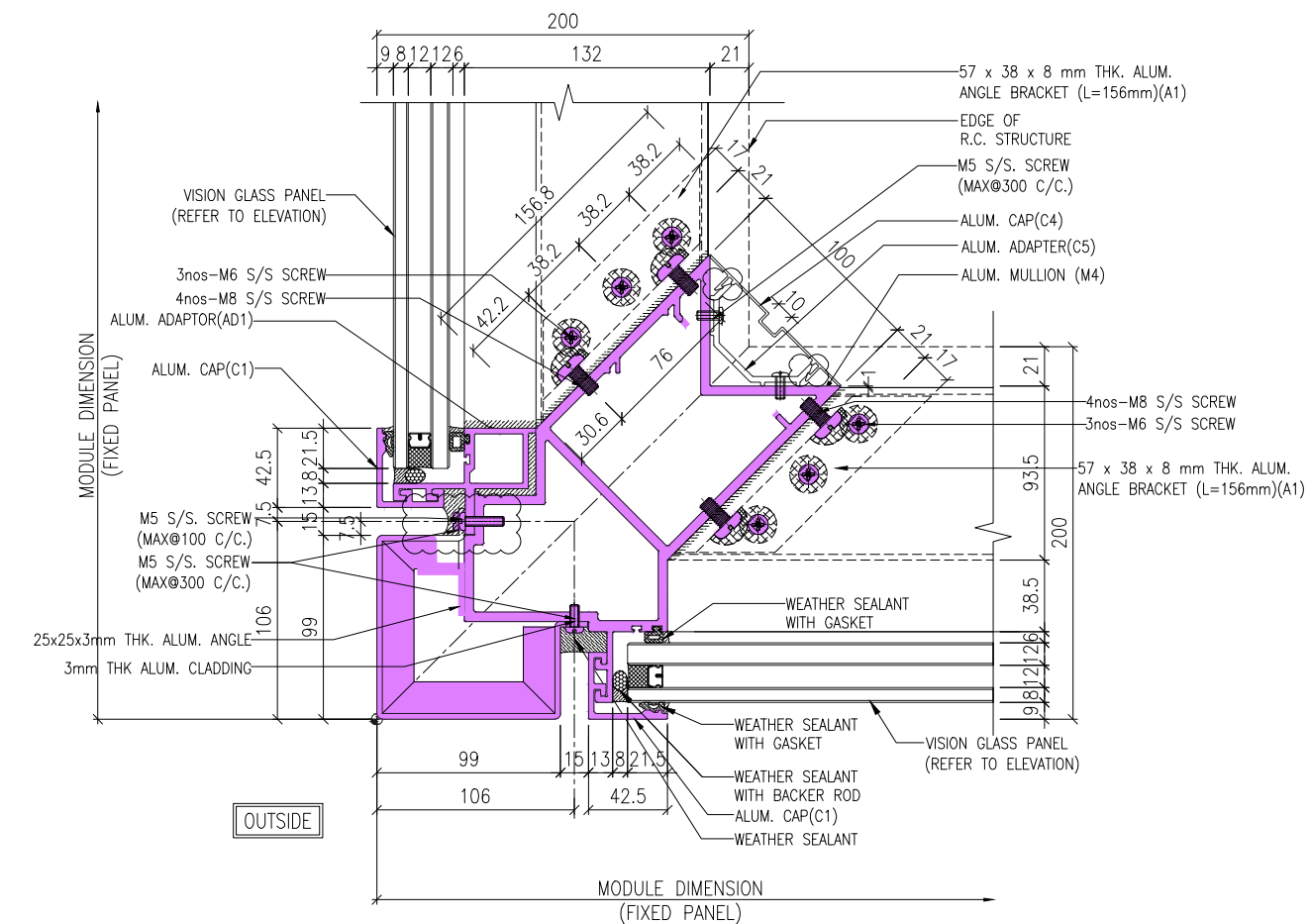
WONG TUNG & PARTNERS LTD.	
APPROVED	
APPROVED AS NOTED	
APPROVED AS NOTED & RESUBMIT	
RESUBMIT	
NO COMMENT	
REFER OTHER CONSULTANT'S COMMENTS	
Reviewed for compliance with the design intent. Comments made shall apply to all similar conditions & details, not just the ones cited. The approval shall not be construed as relieving the contractor for compliance with the contract documents & requirements.	
Reviewed By	Date
()	()



1 TYPICAL MULLION DETAIL
5004 CURTAIN WALL



2 TYPICAL MULLION DETAIL
5004 CURTAIN WALL



3 TYPICAL MULLION DETAIL
5004 CURTAIN WALL

- NOTE :
1. ALL DIMENSIONS ARE IN mm.
 2. ALL ELEVATIONS ARE VIEWED FROM OUTSIDE.
 3. ALL DIMENSIONS TO BE VERIFIED ON SITE BEFORE FABRICATION.

- LEGEND :
- (X1) DETAIL MARK NO.
 - (X001) REFER SHEET NO.

1. F.F.L. --- FINISHED FLOOR LEVEL
2. S.F.L. --- STRUCTURAL FLOOR LEVEL
3. (R) --- REVERSED DETAIL

B	18/10/2024	GENERAL REVISED	
A	20/9/2024	GENERAL REVISED	
NO.	DATE	REVISED	BY

CLIENT :
MILLION BASE PROPERTIES LIMITED

ARCHITECT :
WONG TUNG & PARTNERS LIMITED
ARCHITECTS & PLANNERS

STRUCTURAL ENGINEER :
SYW & ASSOCIATES LTD.
STRUCTURAL ENGINEERS & AUTHORIZED PROFESSIONALS

MAIN CONTRACTOR :

HIEN LEE ENGINEERING CO., LTD.

美特鋁質有限公司
MIDI ALUMINIUM FABRICATOR LTD.
Units 6-8, Sunray Industrial Centre, 1/F
610 Cha Kwo Ling Road, Kowloon
Tel:23489211-4 Fax:(852)2727666

JOB NO. : J-861

PROJECT :
PROPOSED RESIDENTIAL
DEVELOPMENT AT NOS. 3-6
GLENEALY, CENTRAL, HONG KONG

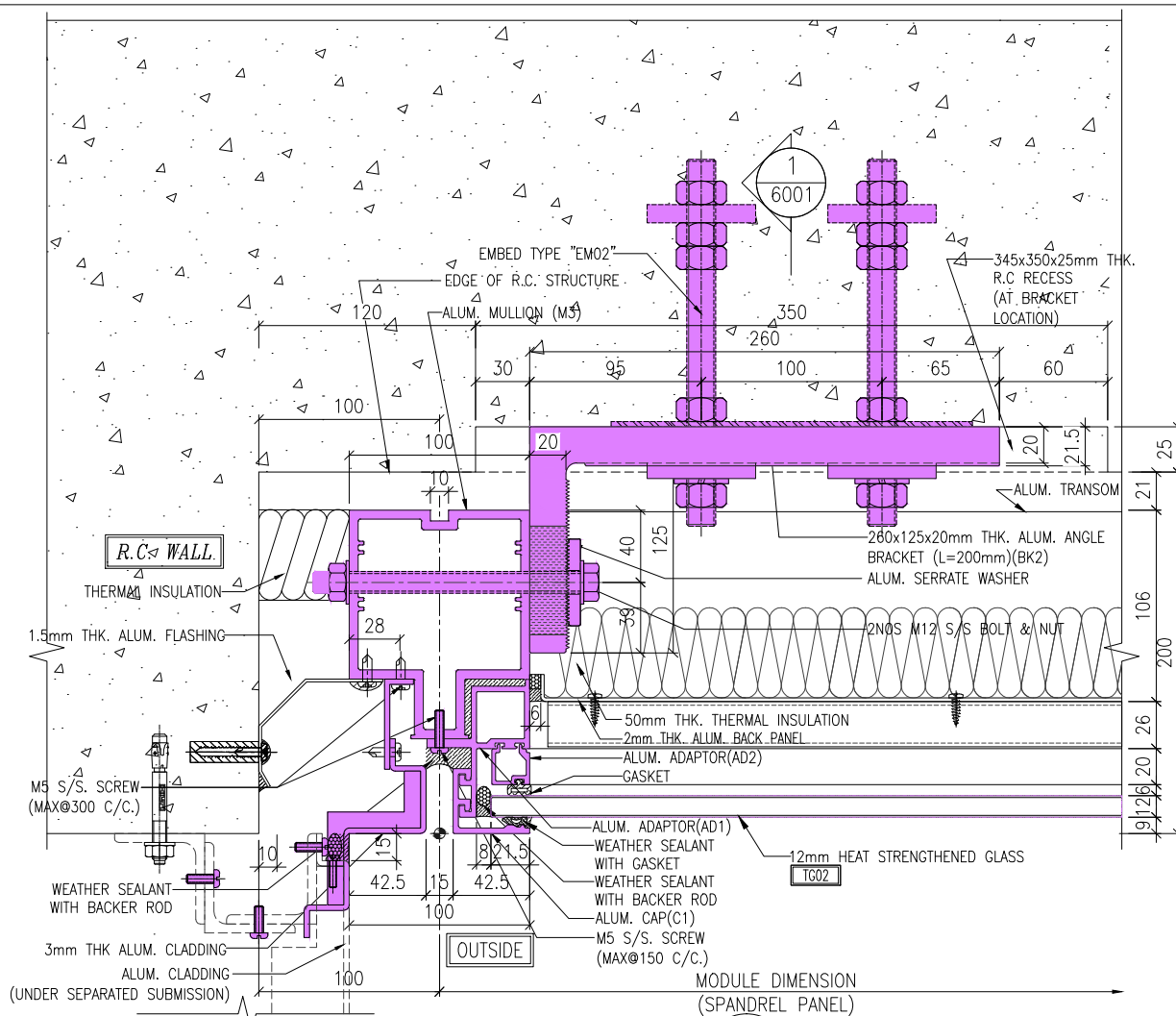
TITLE :
TYPICAL MULLION DETAIL
FOR CURTAIN WALL

DATE : 18-Jun.-24 SCALE : 1:2 (A1)

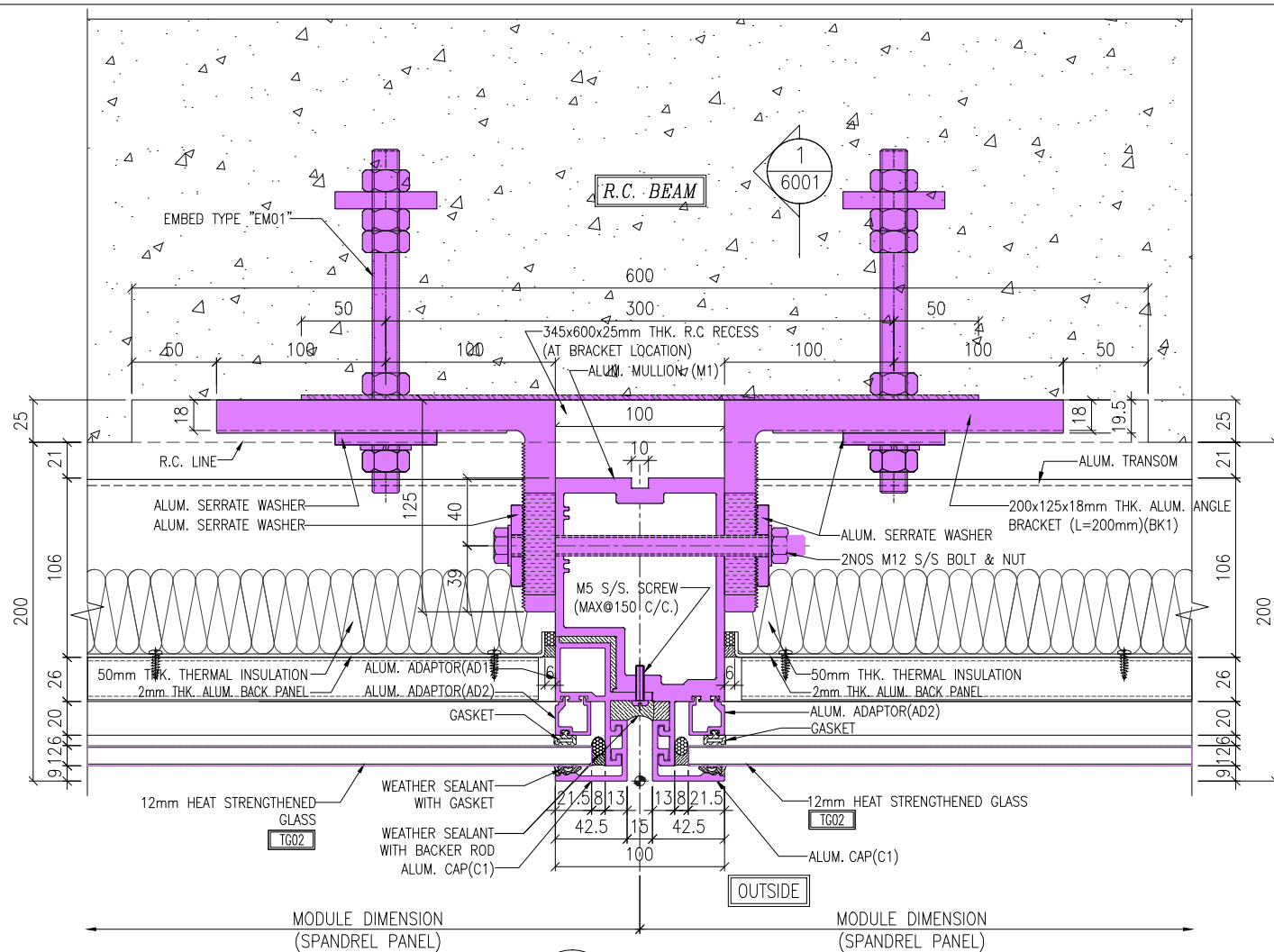
DRAWN BY : Asing CHECKED BY :

DWG NO. : J861-SD-CW-5004 REV. : B

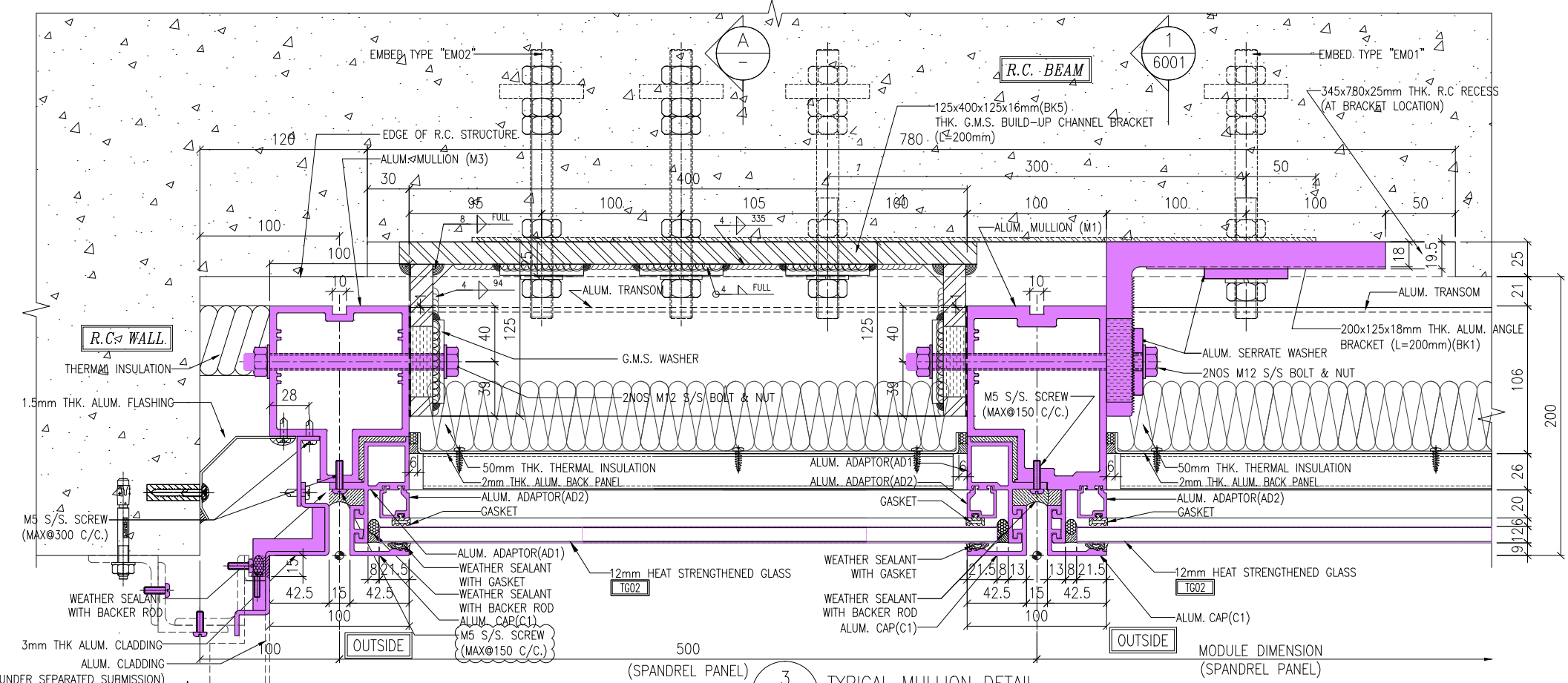
WONG TUNG & PARTNERS LTD.	
APPROVED	
APPROVED AS NOTED	
APPROVED AS NOTED & RESUBMIT	
RESUBMIT	
NO COMMENT	
REFER OTHER CONSULTANT'S COMMENTS	
Reviewed for compliance with the design intent. Comments made shall apply to all similar conditions & details, not just the ones cited. The approval shall not be construed as relieving the contractor for compliance with the contract documents & requirements.	
Reviewed By	Date
()	()



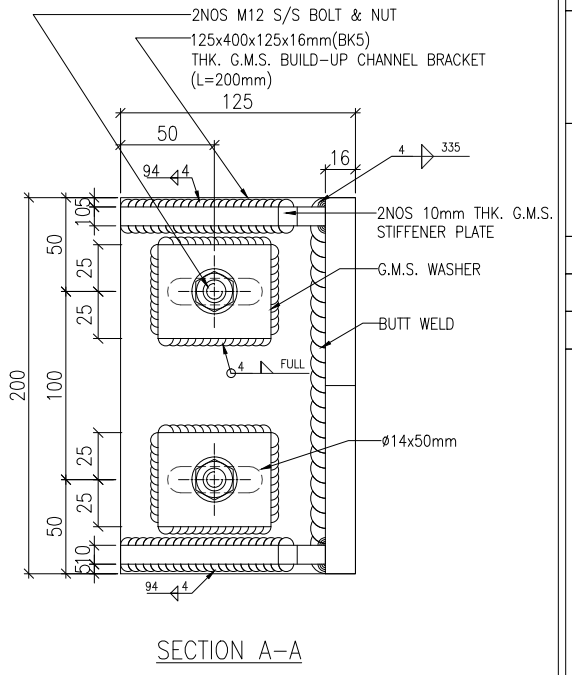
1 TYPICAL MULLION DETAIL
5005 CURTAIN WALL



2 TYPICAL MULLION DETAIL
5005 CURTAIN WALL



3 TYPICAL MULLION DETAIL
5005 CURTAIN WALL



SECTION A-A

NOTE:
 1. ALL DIMENSIONS ARE IN mm.
 2. ALL ELEVATIONS ARE VIEWED FROM OUTSIDE.
 3. ALL DIMENSIONS TO BE VERIFIED ON SITE BEFORE FABRICATION.

LEGEND:
 (X1) — DETAIL MARK NO.
 (X001) — REFER SHEET NO.

1. F.F.L. — FINISHED FLOOR LEVEL
 2. S.F.L. — STRUCTURAL FLOOR LEVEL
 3. (R) — REVERSED DETAIL

B	18/10/2024	GENERAL REVISED	
A	20/9/2024	GENERAL REVISED	
NO.	DATE	REVISED	BY

CLIENT:
 MILLION BASE PROPERTIES LIMITED

ARCHITECT:
 WONG TUNG & PARTNERS LIMITED
 ARCHITECTS & PLANNERS

STRUCTURAL ENGINEER:
 SWW SYW & ASSOCIATES LTD.
 邵賢偉建築工程師

MAIN CONTRACTOR:

HIEN LEE ENGINEERING CO., LTD.

美特鋁質有限公司
 MIDI ALUMINIUM FABRICATOR LTD.
 Units 6-8, Sunray Industrial Centre, 1/F
 610 Cha Kwo Ling Road, Kowloon
 Tel: 23489211-4 Fax: (852) 2727666

JOB NO.: J-861

PROJECT:
 PROPOSED RESIDENTIAL
 DEVELOPMENT AT NOS. 3-6
 GLENEALY, CENTRAL, HONG KONG

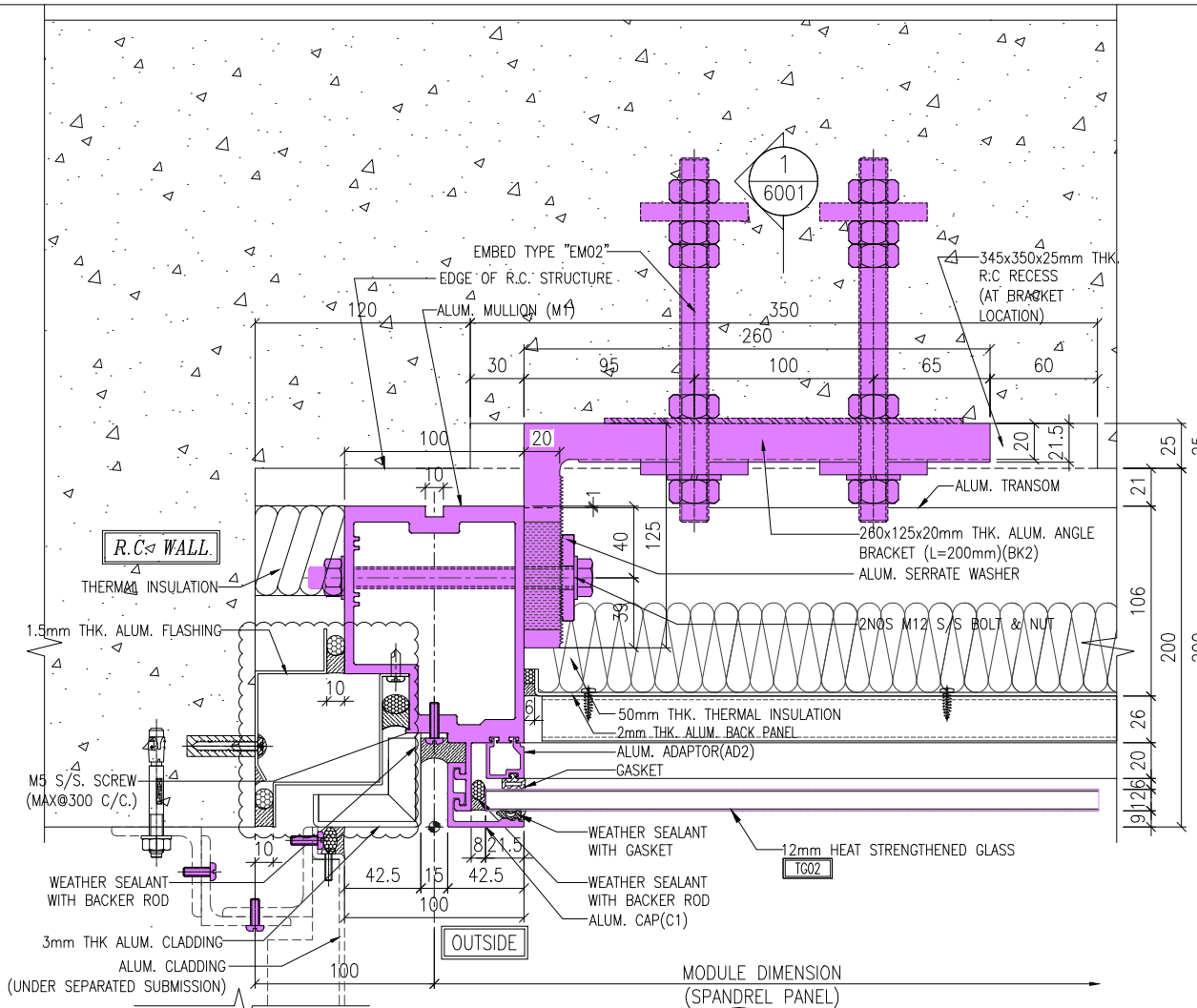
TITLE:
 TYPICAL MULLION DETAIL
 FOR CURTAIN WALL

DATE: 18-Jun.-24 SCALE: 1:2 (A1)

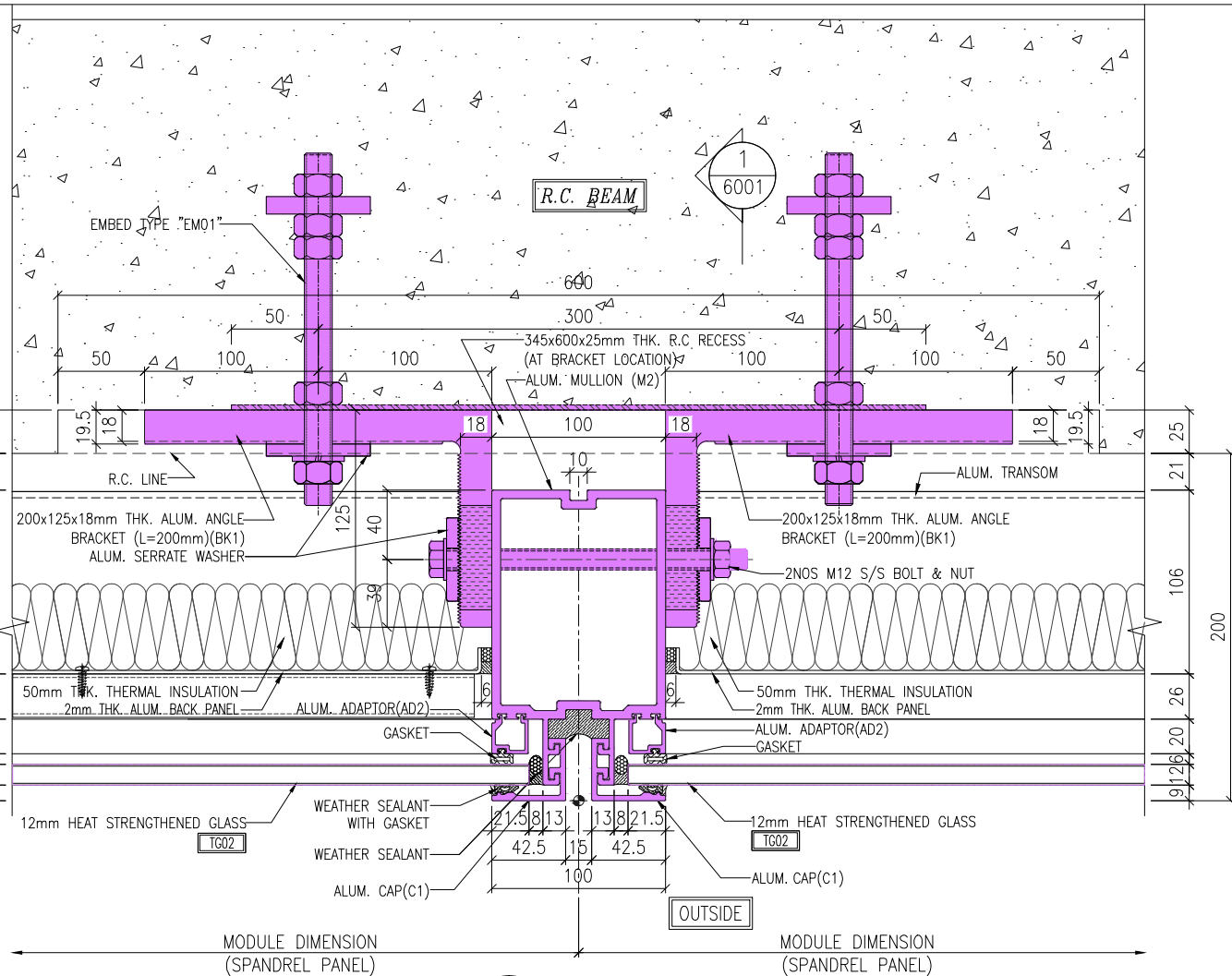
DRAWN BY: Asing CHECKED BY:

DWG NO.: J861-SD-CW-5005 REV.: B

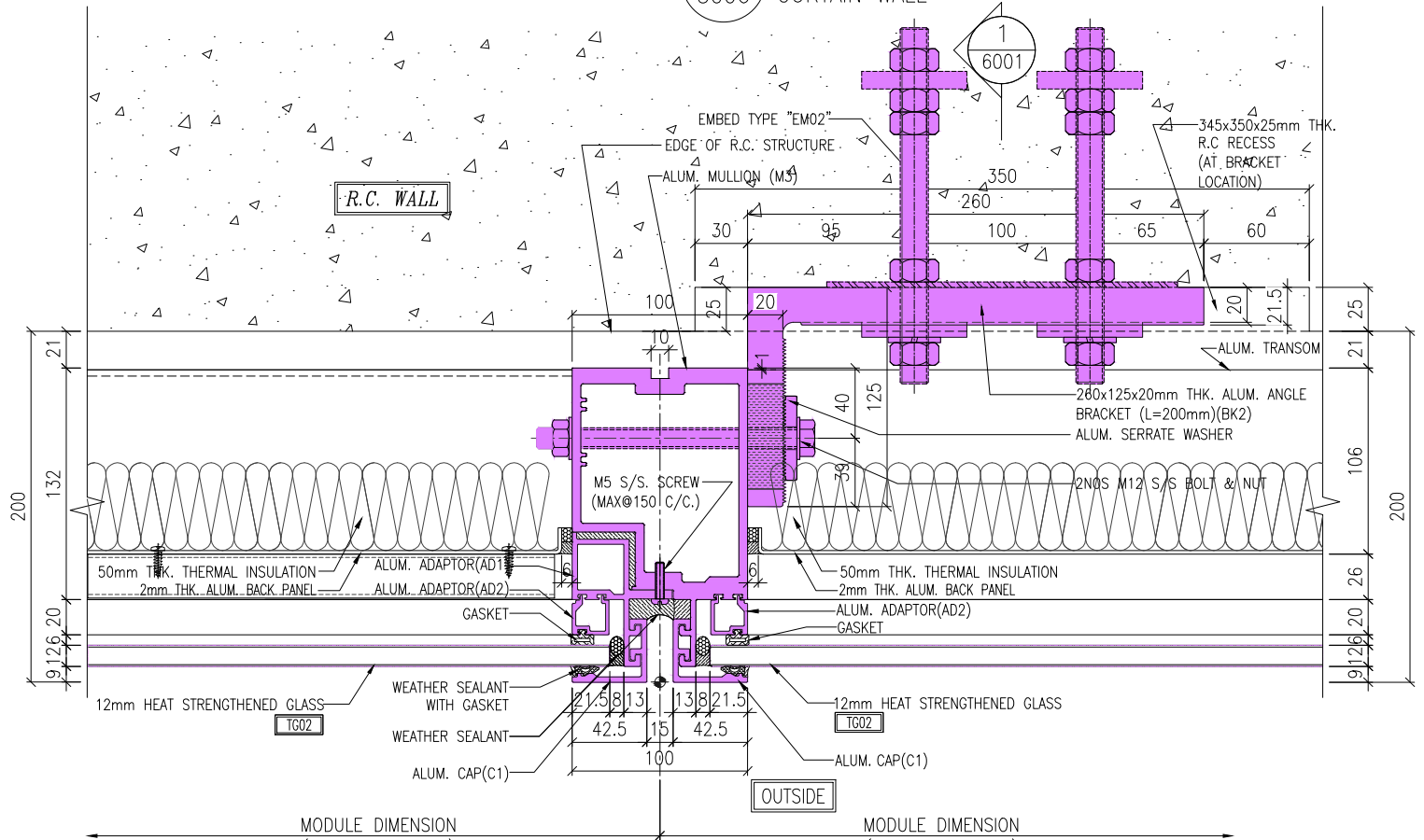
WONG TUNG & PARTNERS LTD.	
APPROVED	
APPROVED AS NOTED	
APPROVED AS NOTED & RESUBMIT	
RESUBMIT	
NO COMMENT	
REFER OTHER CONSULTANT'S COMMENTS	
Reviewed for compliance with the design intent. Comments made shall apply to all similar conditions & details, not just the ones cited. The approval shall not be construed as relieving the contractor for compliance with the contract documents & requirements.	
Reviewed By	Date



1 TYPICAL MULLION DETAIL
5006 CURTAIN WALL



2 TYPICAL MULLION DETAIL
5006 CURTAIN WALL



3 TYPICAL MULLION DETAIL
5006 CURTAIN WALL

NOTE:
 1. ALL DIMENSIONS ARE IN mm.
 2. ALL ELEVATIONS ARE VIEWED FROM OUTSIDE.
 3. ALL DIMENSIONS TO BE VERIFIED ON SITE BEFORE FABRICATION.

LEGEND:
 (X1) — DETAIL MARK NO.
 (X001) — REFER SHEET NO.

1. F.F.L. — FINISHED FLOOR LEVEL
 2. S.F.L. — STRUCTURAL FLOOR LEVEL
 3. (R) — REVERSED DETAIL

B	18/10/2024	GENERAL REVISED	
A	20/9/2024	GENERAL REVISED	
NO.	DATE	REVISED	BY

CLIENT:
 MILLION BASE PROPERTIES LIMITED

ARCHITECT:
 WONG TUNG & PARTNERS LIMITED
 ARCHITECTS & PLANNERS

STRUCTURAL ENGINEER:
 SWW SYW & ASSOCIATES LTD.
 邵賢偉建築工程師

MAIN CONTRACTOR:

HIEN LEE ENGINEERING CO., LTD.

美特鋁質有限公司
 MIDI ALUMINIUM FABRICATOR LTD.
 Units 6-8, Sunray Industrial Centre, 1/F
 610 Cha Kwo Ling Road, Kowloon
 Tel: 23489211-4 Fax: (852) 2727666

JOB NO.: J-861

PROJECT:
 PROPOSED RESIDENTIAL
 DEVELOPMENT AT NOS. 3-6
 GLENEALY, CENTRAL, HONG KONG

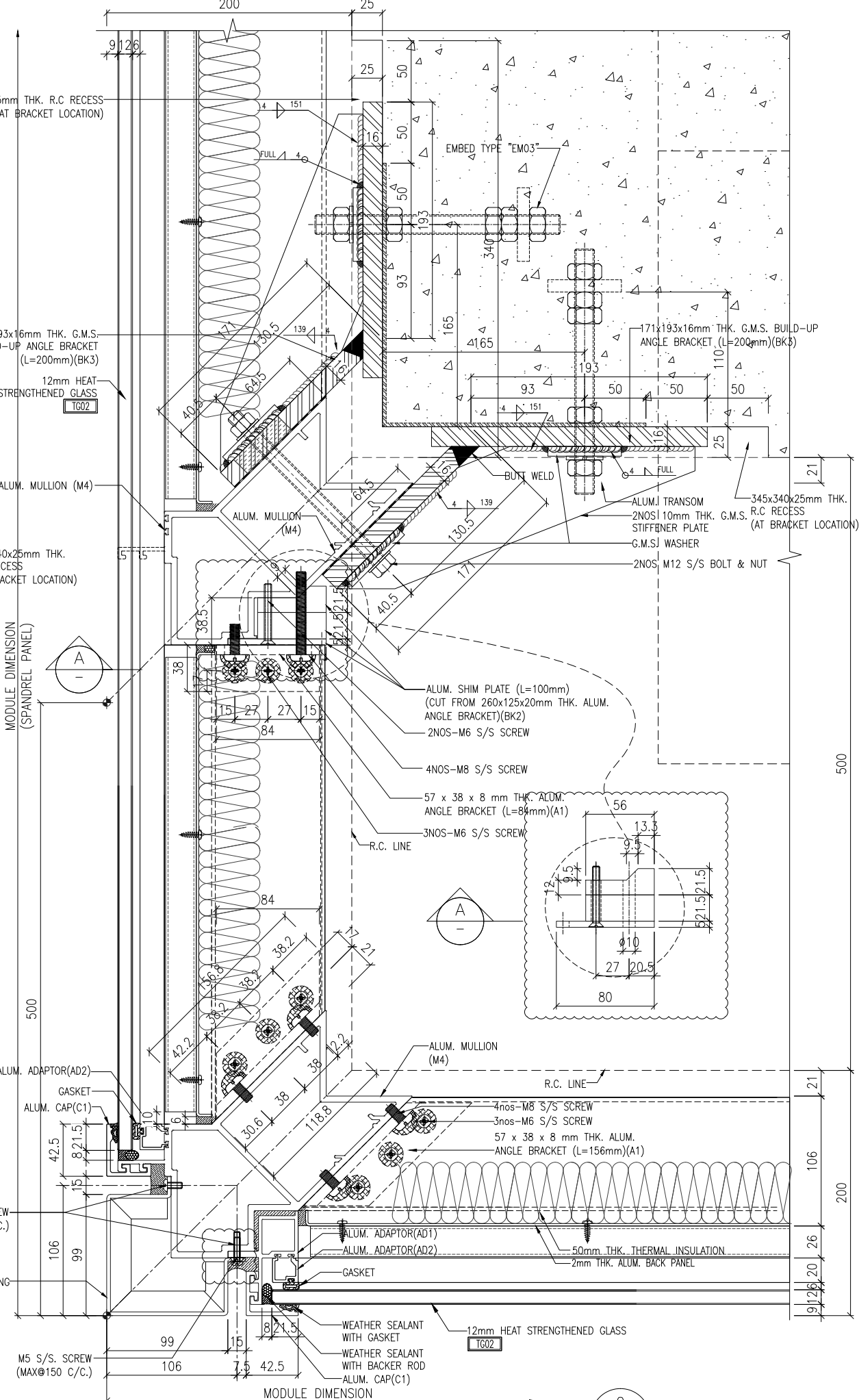
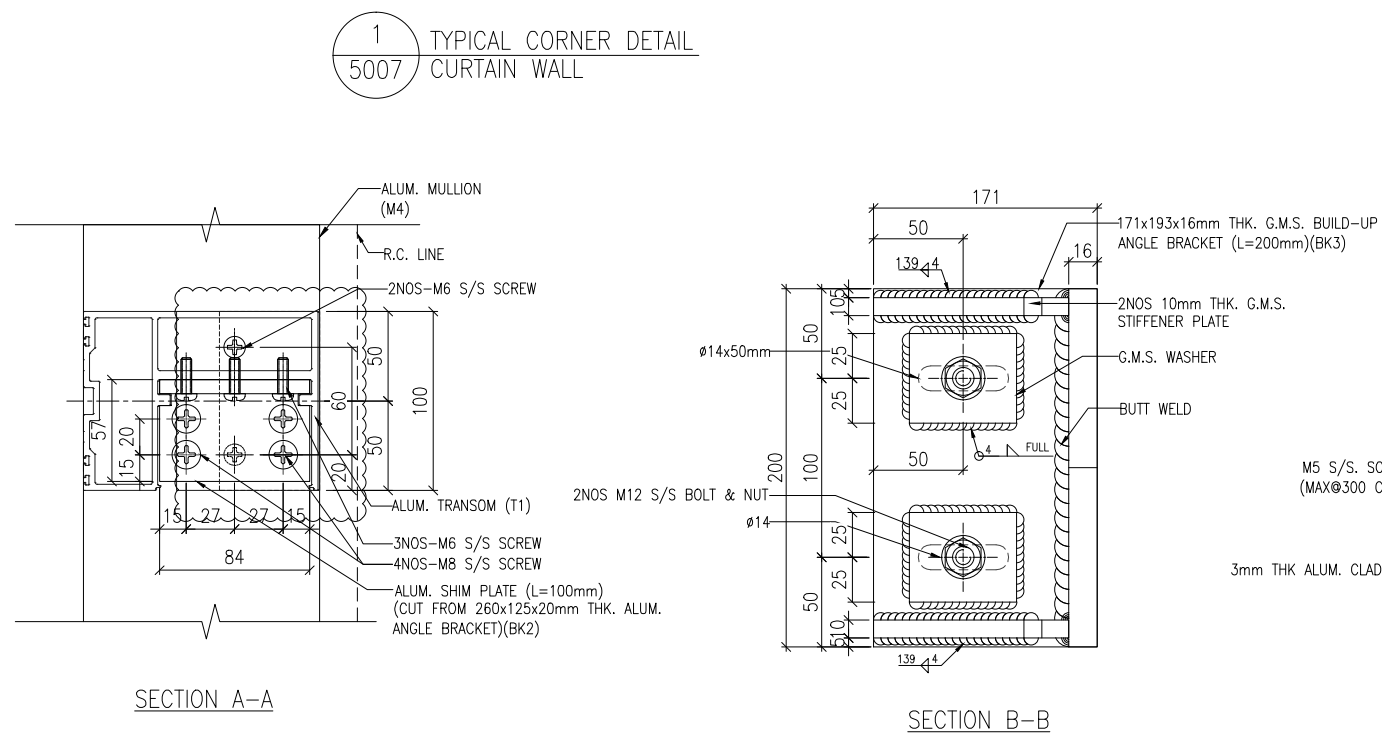
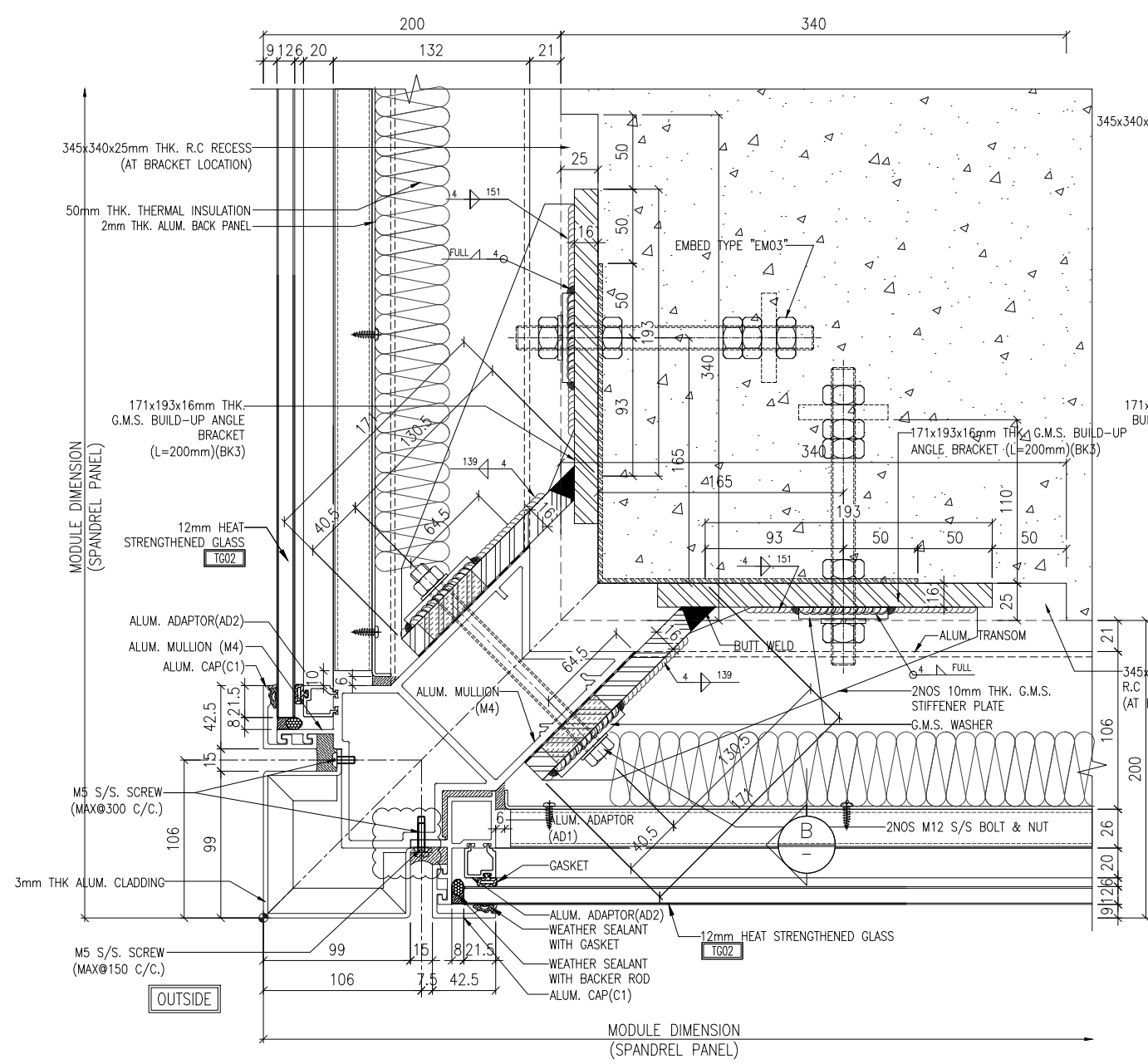
TITLE:
 TYPICAL MULLION DETAIL
 FOR CURTAIN WALL

DATE: 18-Jun.-24 SCALE: 1:2 (A1)

DRAWN BY: Asing CHECKED BY:

DWG NO.: J861-SD-CW-5006 REV.: B

WONG TUNG & PARTNERS LTD.	
APPROVED	
APPROVED AS NOTED	
APPROVED AS NOTED & RESUBMIT	
RESUBMIT	
NO COMMENT	
REFER OTHER CONSULTANT'S COMMENTS	
Reviewed for compliance with the design intent. Comments made shall apply to all similar conditions & details, not just the ones cited. The approval shall not be construed as relieving the contractor for compliance with the contract documents & requirements.	
Reviewed By	Date
()	()



NOTE :
 1. ALL DIMENSIONS ARE IN mm.
 2. ALL ELEVATIONS ARE VIEWED FROM OUTSIDE.
 3. ALL DIMENSIONS TO BE VERIFIED ON SITE BEFORE FABRICATION.

LEGEND :
 (X1) — DETAIL MARK NO.
 (X001) — REFER SHEET NO.

1. F.F.L. — FINISHED FLOOR LEVEL
 2. S.F.L. — STRUCTURAL FLOOR LEVEL
 3. (R) — REVERSED DETAIL

B	18/10/2024	GENERAL REVISED	
A	20/9/2024	GENERAL REVISED	
NO.	DATE	REVISED	BY

CLIENT :
MILLION BASE PROPERTIES LIMITED

ARCHITECT :
WONG TUNG & PARTNERS LIMITED
 ARCHITECTS & PLANNERS

STRUCTURAL ENGINEER :
SWW | SYW & ASSOCIATES LTD.
 鄧賢偉建築工程師

MAIN CONTRACTOR :
顯利工程有限公司
HIEN LEE ENGINEERING CO., LTD.

美特鋁質有限公司
MIDI ALUMINIUM FABRICATOR LTD.
 Units 6-8, Sunray Industrial Centre, 1/F
 610 Cha Kwo Ling Road, Kowloon
 Tel:23489211-4 Fax:(852)2727666

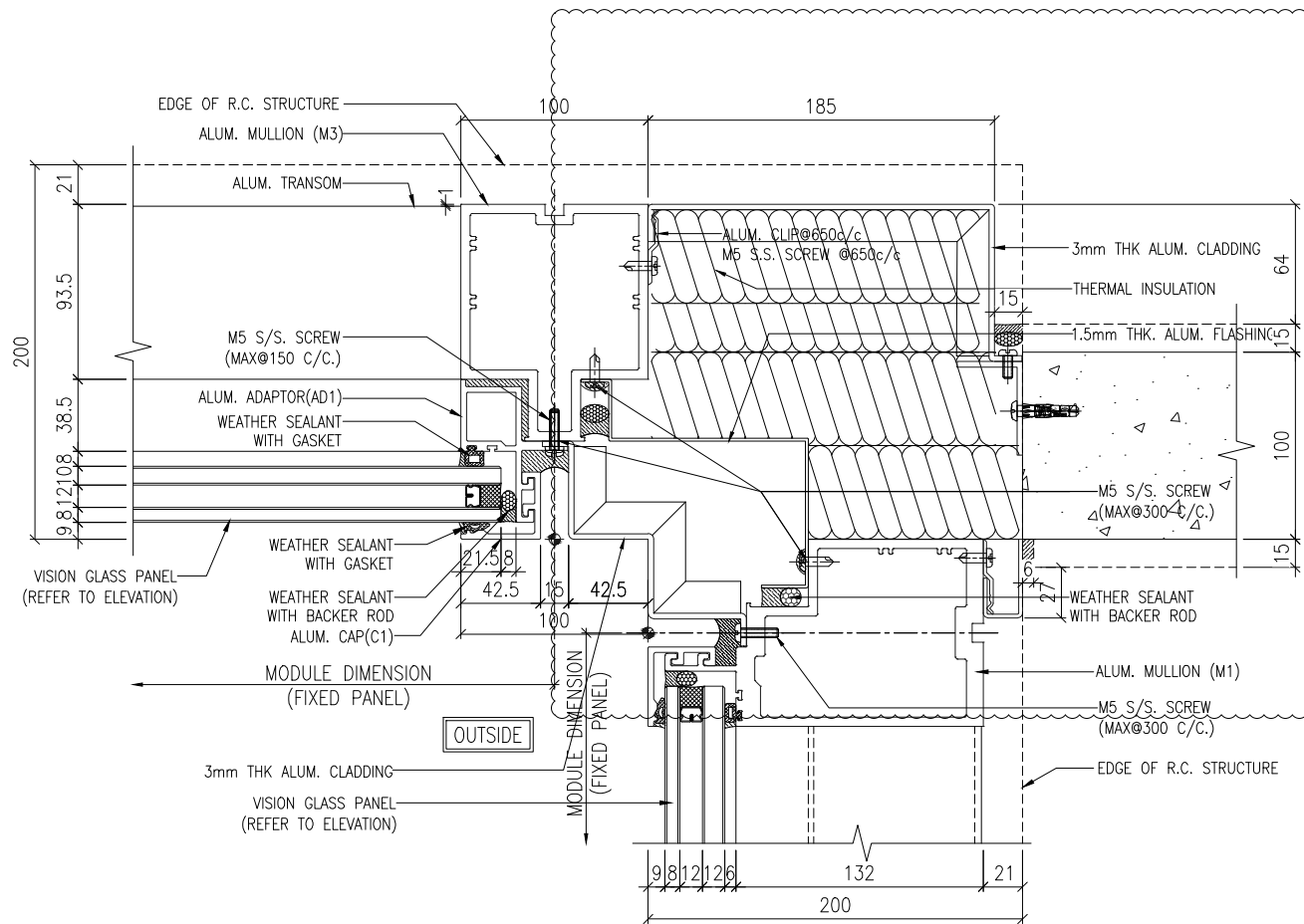
JOB NO. : J-861

PROJECT :
 PROPOSED RESIDENTIAL DEVELOPMENT AT NOS. 3-6 GLENEALY, CENTRAL, HONG KONG

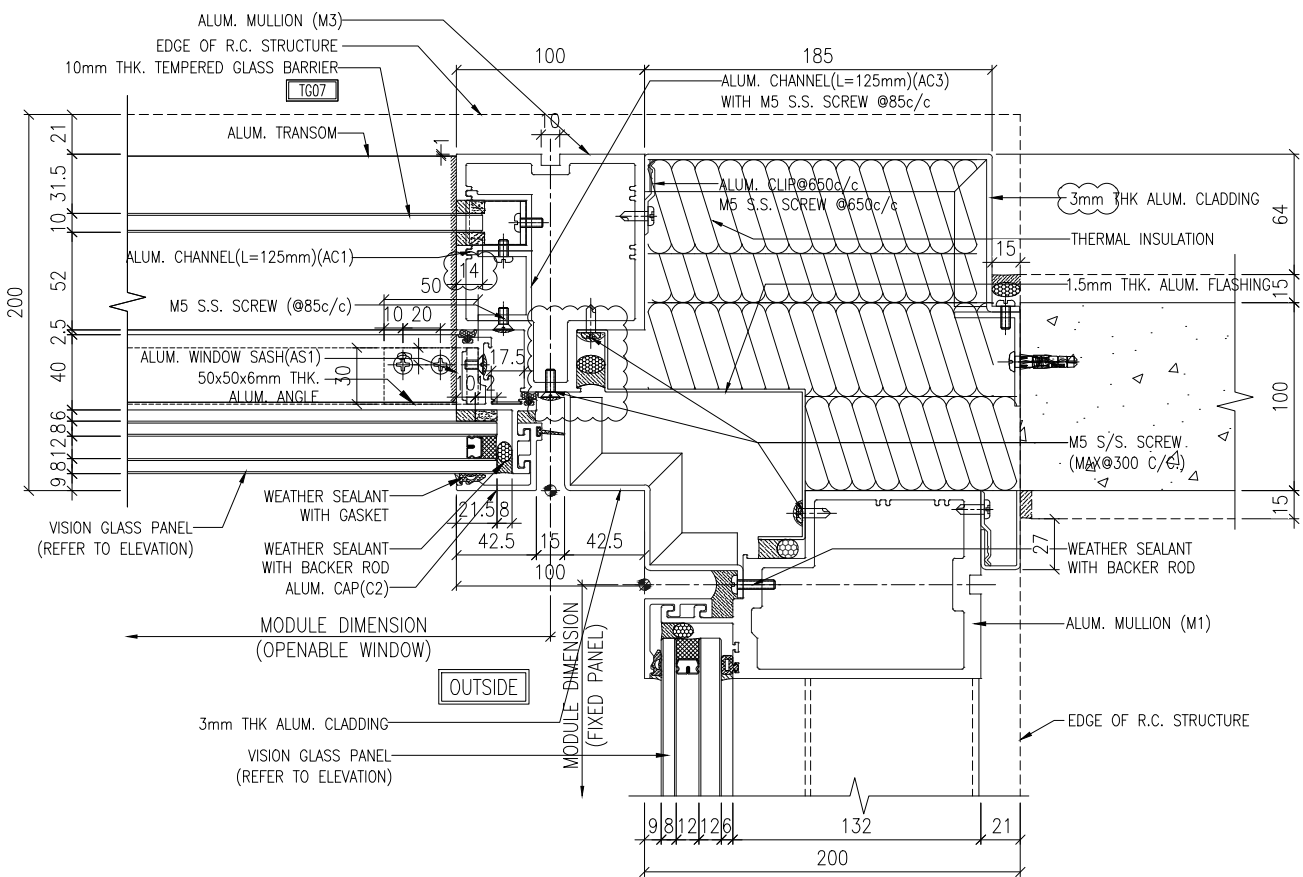
TITLE :
 TYPICAL MULLION DETAIL FOR CURTAIN WALL

DATE : 18-Jun.-24 SCALE : 1:2 (A1)
 DRAWN BY : Asing CHECKED BY :
 DWG NO. : J861-SD-CW-5007 REV. : B

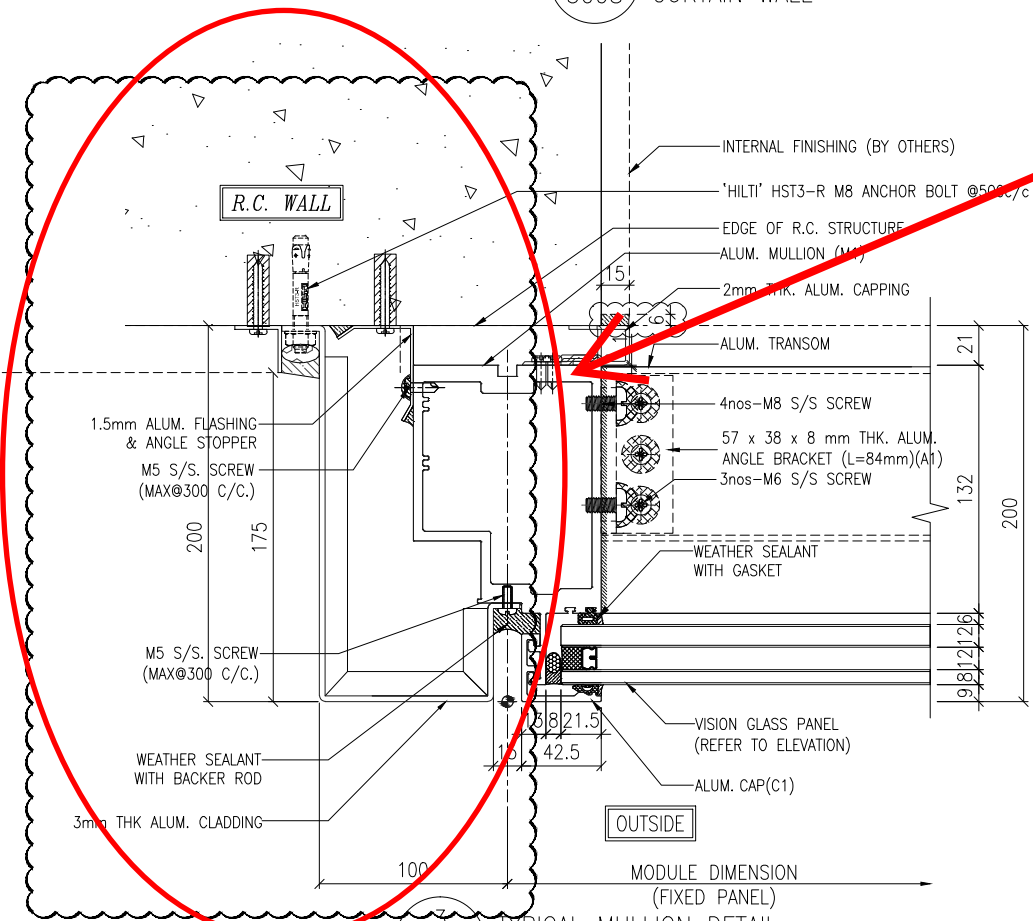
WONG TUNG & PARTNERS LTD.	
APPROVED	
APPROVED AS NOTED	
APPROVED AS NOTED & RESUBMIT	
RESUBMIT	
NO COMMENT	
REFER OTHER CONSULTANT'S COMMENTS	
Reviewed for compliance with the design intent. Comments made shall apply to all similar conditions & details, not just the ones cited. The approval shall not be construed as relieving the contractor for compliance with the contract documents & requirements.	
Reviewed By	Date



1 TYPICAL CORNER DETAIL
5008 CURTAIN WALL



2 TYPICAL CORNER DETAIL
5008 CURTAIN WALL



3 TYPICAL MULLION DETAIL
5008 CURTAIN WALL

有修改, 看附頁5

NOTE :
 1. ALL DIMENSIONS ARE IN mm.
 2. ALL ELEVATIONS ARE VIEWED FROM OUTSIDE.
 3. ALL DIMENSIONS TO BE VERIFIED ON SITE BEFORE FABRICATION.

LEGEND :
 (X1) --- DETAIL MARK NO.
 (X001) --- REFER SHEET NO.

1. F.F.L. --- FINISHED FLOOR LEVEL
 2. S.F.L. --- STRUCTURAL FLOOR LEVEL
 3. (R) --- REVERSED DETAIL

B	18/10/2024	GENERAL REVISED	
A	20/9/2024	GENERAL REVISED	
NO.	DATE	REVISED	BY

CLIENT :
MILLION BASE PROPERTIES LIMITED

ARCHITECT :
WONG TUNG & PARTNERS LIMITED
ARCHITECTS & PLANNERS

STRUCTURAL ENGINEER :
SYW & ASSOCIATES LTD.
SYW 邵賢偉建築工程師

MAIN CONTRACTOR :
HIEN LEE ENGINEERING CO., LTD.
美特鋁質有限公司
MIDI ALUMINIUM FABRICATOR LTD.
Units 6-8, Sunray Industrial Centre, 1/F
610 Cha Kwo Ling Road, Kowloon
Tel: 23489211-4 Fax: (852) 2727666

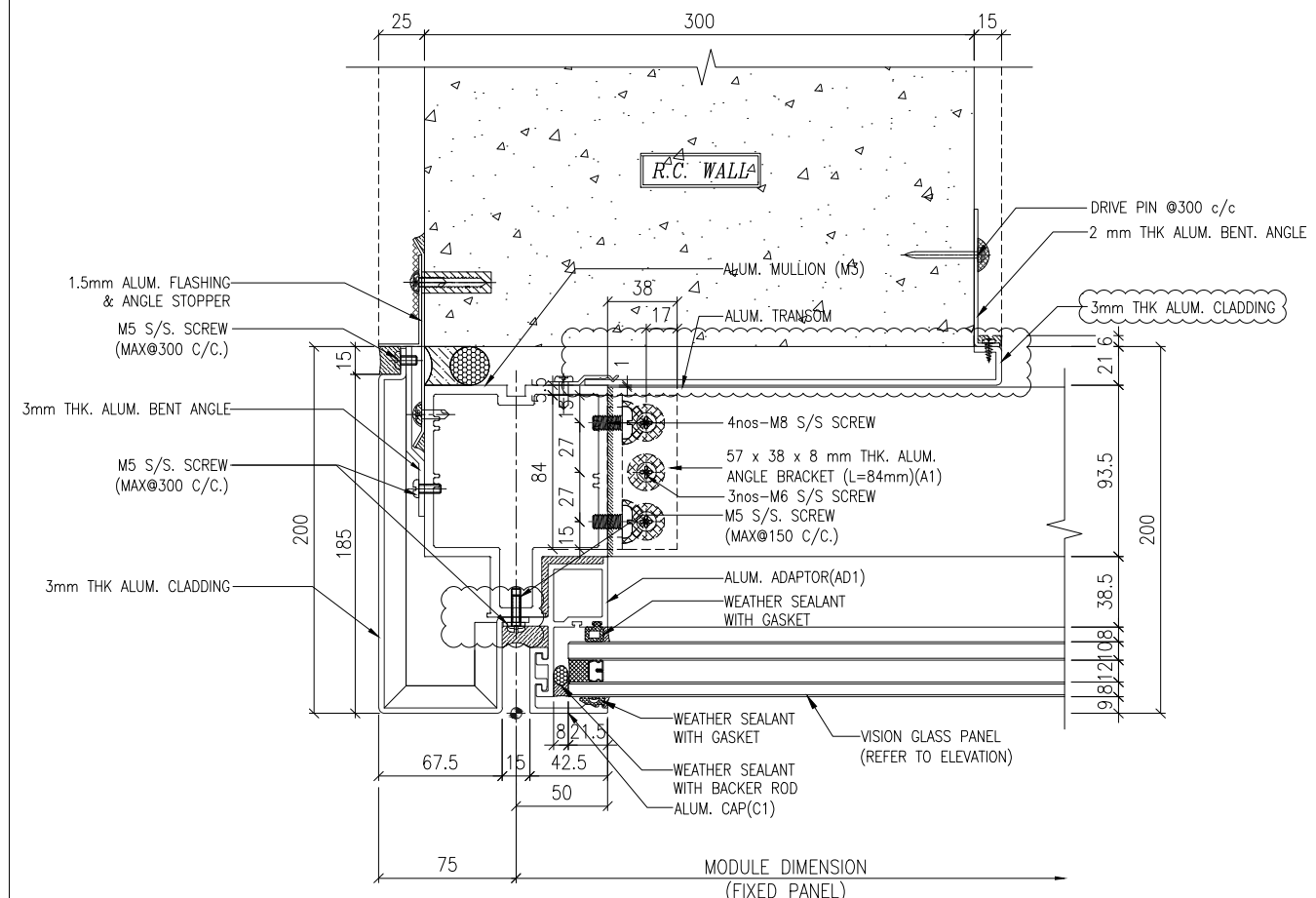
JOB NO. : J-861

PROJECT :
PROPOSED RESIDENTIAL DEVELOPMENT AT NOS. 3-6 GLENEALY, CENTRAL, HONG KONG

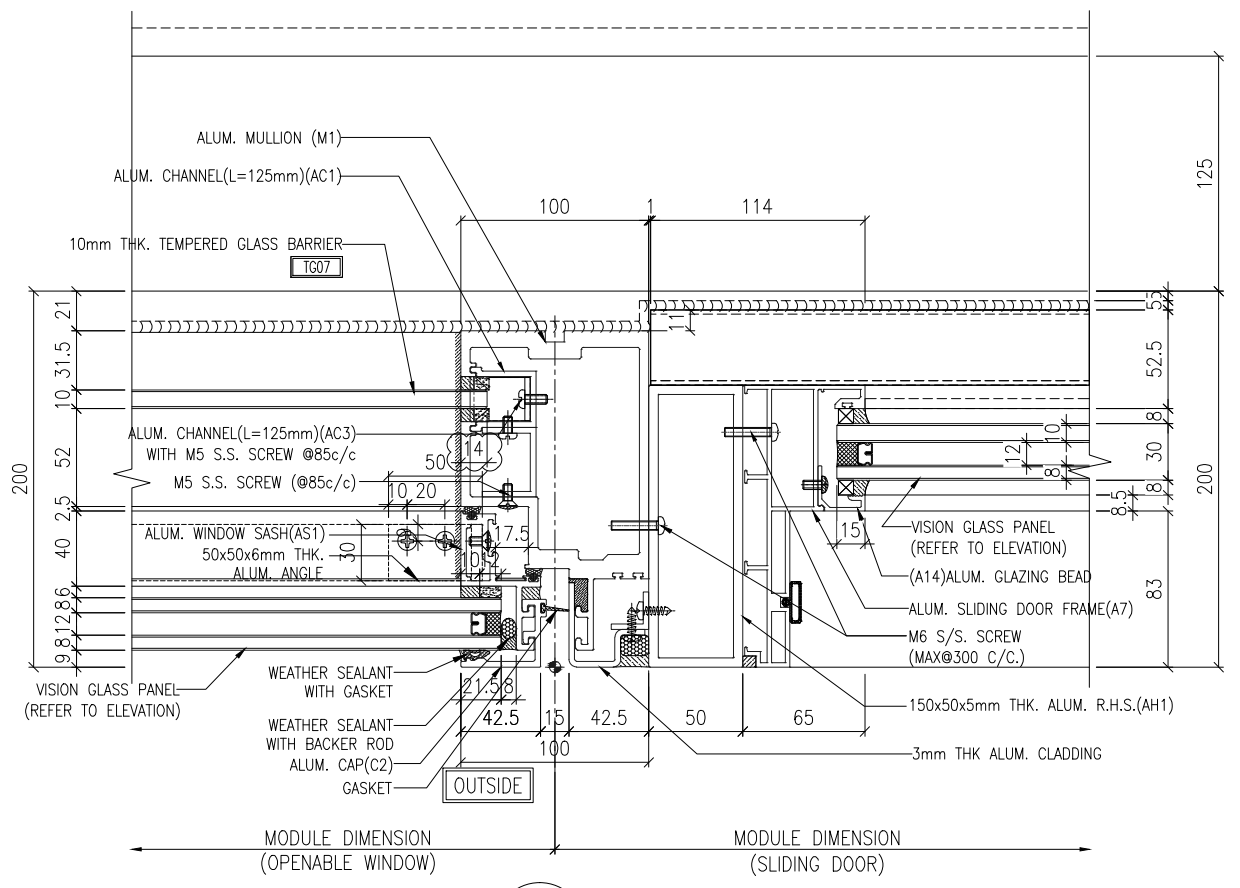
TITLE :
TYPICAL MULLION DETAIL FOR CURTAIN WALL

DATE : 18-Jun.-24	SCALE : 1:2 (A1)
DRAWN BY : Asing	CHECKED BY :
DWG NO. : J861-SD-CW-5008	REV. : B

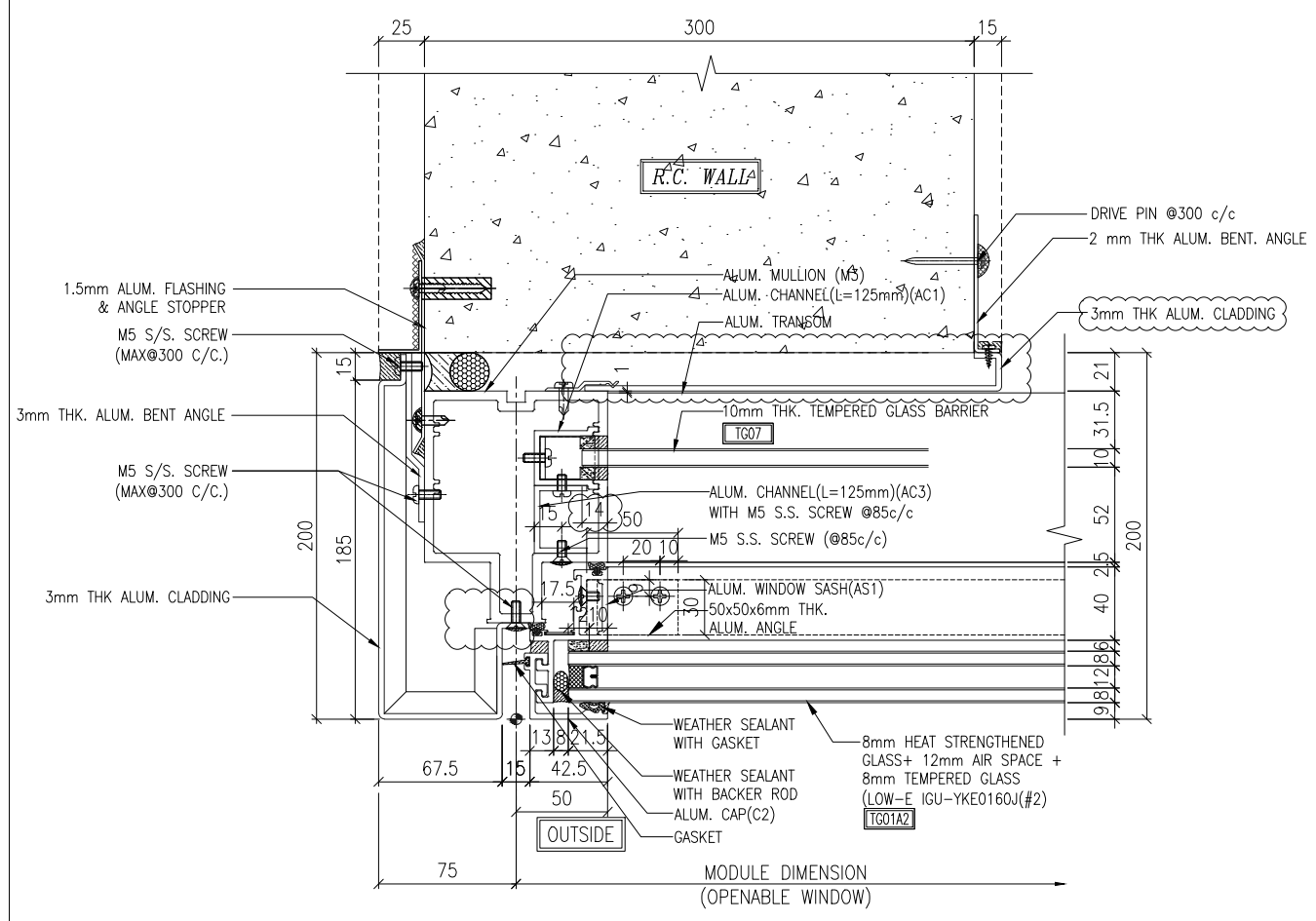
WONG TUNG & PARTNERS LTD.	
APPROVED	
APPROVED AS NOTED	
APPROVED AS NOTED & RESUBMIT	
RESUBMIT	
NO COMMENT	
REFER OTHER CONSULTANT'S COMMENTS	
Reviewed for compliance with the design intent. Comments made shall apply to all similar conditions & details, not just the ones cited. The approval shall not be construed as relieving the contractor for compliance with the contract documents & requirements.	
Reviewed By	Date



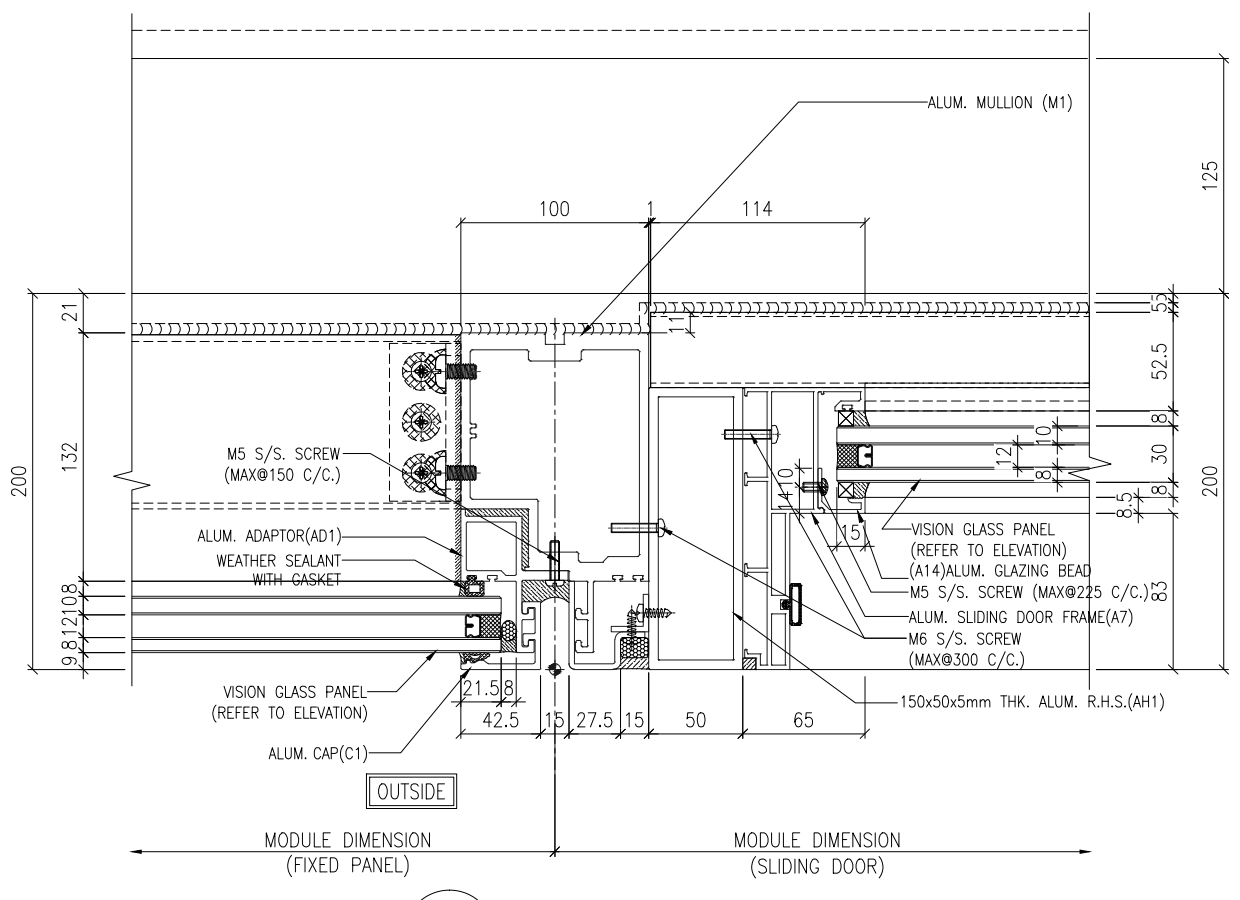
1 TYPICAL MULLION DETAIL
5010 CURTAIN WALL



2 TYPICAL MULLION DETAIL
5010 CURTAIN WALL



3 TYPICAL MULLION DETAIL
5010 CURTAIN WALL



4 TYPICAL MULLION DETAIL
5010 CURTAIN WALL

NOTE :
 1. ALL DIMENSIONS ARE IN mm.
 2. ALL ELEVATIONS ARE VIEWED FROM OUTSIDE.
 3. ALL DIMENSIONS TO BE VERIFIED ON SITE BEFORE FABRICATION.

LEGEND :
 (X1) --- DETAIL MARK NO.
 (X001) --- REFER SHEET NO.

1. F.F.L. --- FINISHED FLOOR LEVEL
 2. S.F.L. --- STRUCTURAL FLOOR LEVEL
 3. (R) --- REVERSED DETAIL

B	18/10/2024	GENERAL REVISED	
A	20/9/2024	GENERAL REVISED	
NO.	DATE	REVISED	BY

CLIENT :
MILLION BASE PROPERTIES LIMITED

ARCHITECT :
WONG TUNG & PARTNERS LIMITED
 ARCHITECTS & PLANNERS

STRUCTURAL ENGINEER :
SYW & ASSOCIATES LTD.
 邵賢偉建築工程師

MAIN CONTRACTOR :

HIEN LEE ENGINEERING CO., LTD.
 美特鋁質有限公司
MIDI ALUMINIUM FABRICATOR LTD.
 Units 6-8, Sunray Industrial Centre, 1/F
 610 Cha Kwo Ling Road, Kowloon
 Tel:23489211-4 Fax:(852)2727666

JOB NO. : J-861

PROJECT :
 PROPOSED RESIDENTIAL
 DEVELOPMENT AT NOS. 3-6
 GLENEALY, CENTRAL, HONG KONG

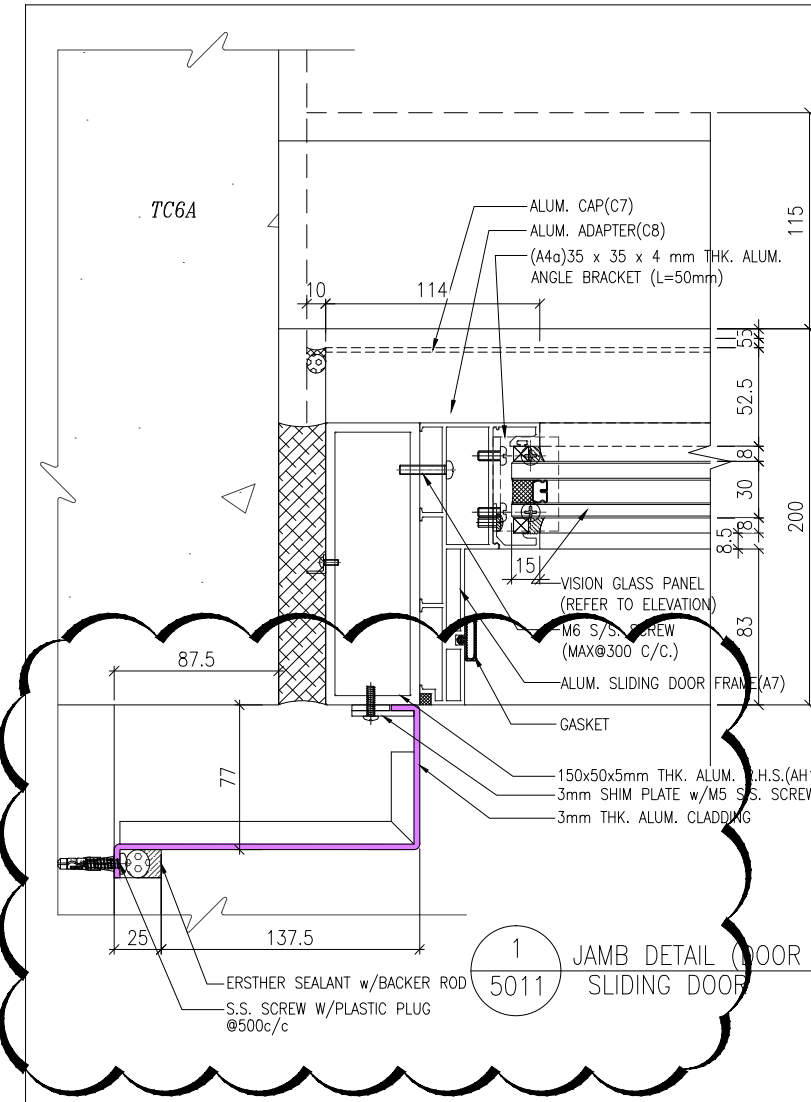
TITLE :
 TYPICAL MULLION DETAIL
 FOR CURTAIN WALL

DATE : 18-Jun.-24 SCALE : 1:2 (A1)

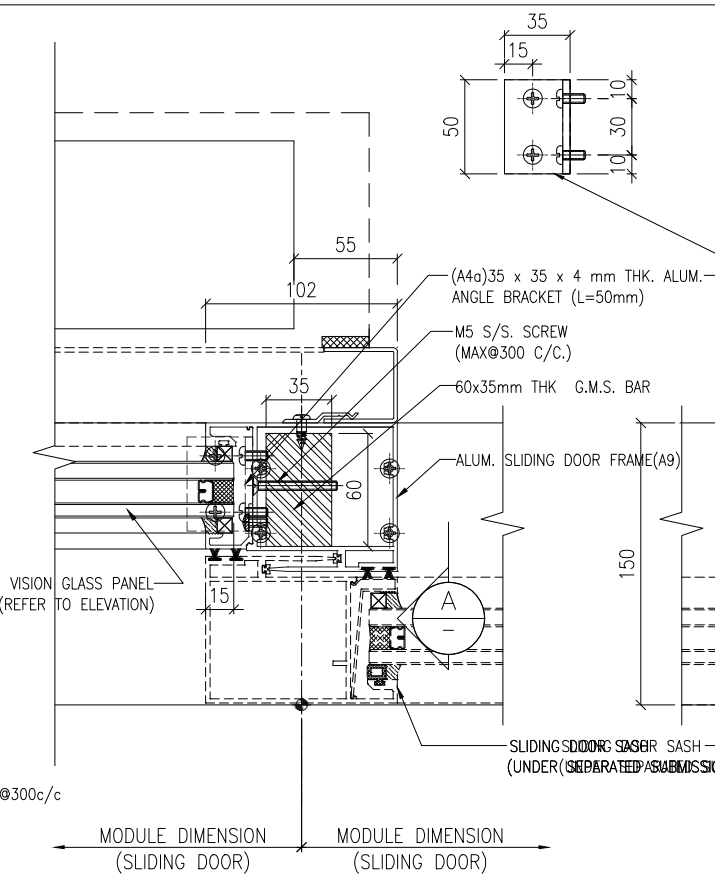
DRAWN BY : Asing CHECKED BY :

DWG NO. : J861-SD-CW-5010 REV. : B

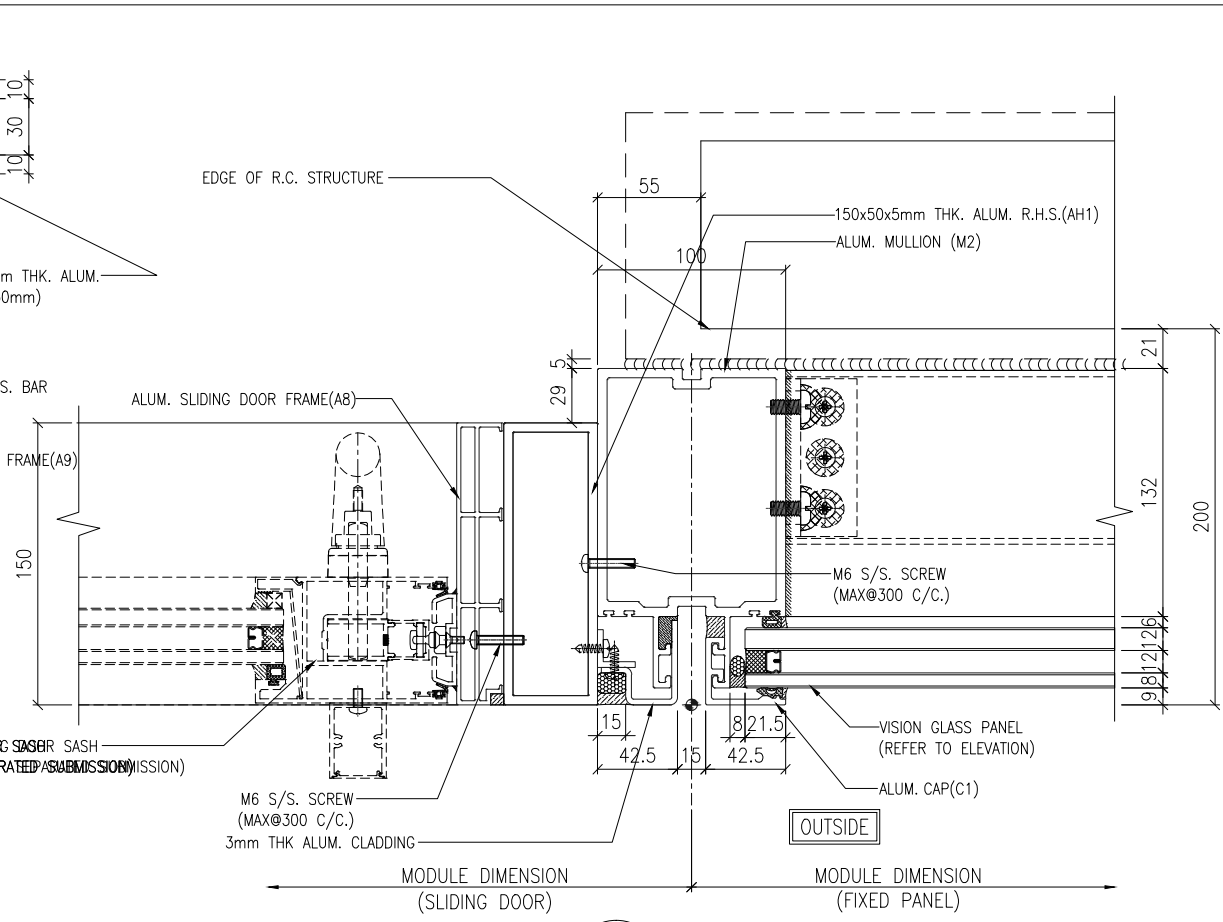
WONG TUNG & PARTNERS LTD.	
APPROVED	
APPROVED AS NOTED	
APPROVED AS NOTED & RESUBMIT	
RESUBMIT	
NO COMMENT	
REFER OTHER CONSULTANT'S COMMENTS	
Reviewed for compliance with the design intent. Comments made shall apply to all similar conditions & details, not just the ones cited. The approval shall not be construed as relieving the contractor for compliance with the contract documents & requirements.	
Reviewed By	Date



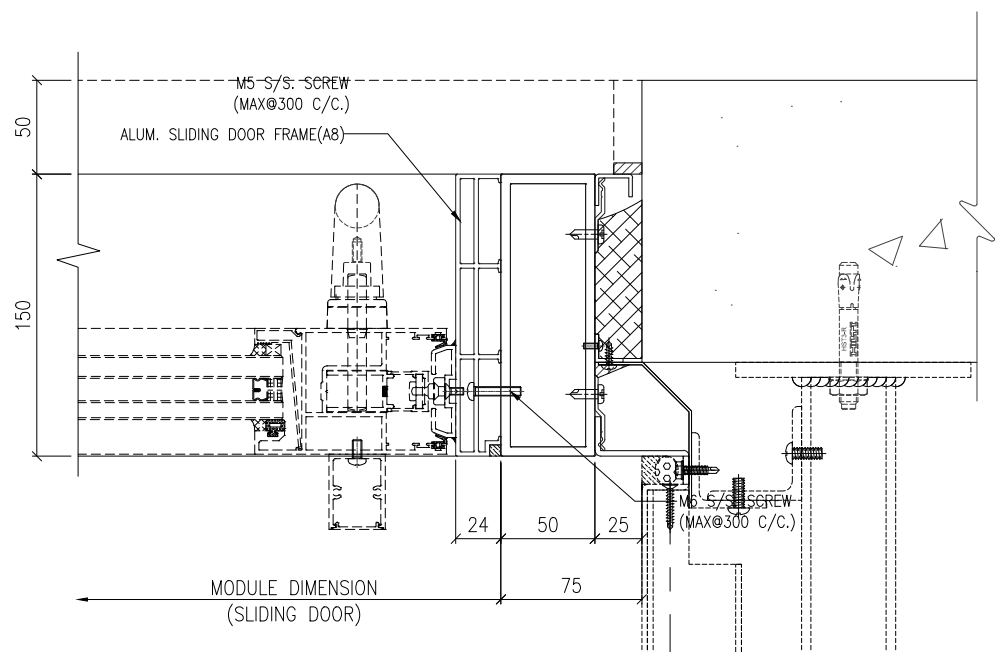
1 JAMB DETAIL (DOOR SASH) SLIDING DOOR (5011)



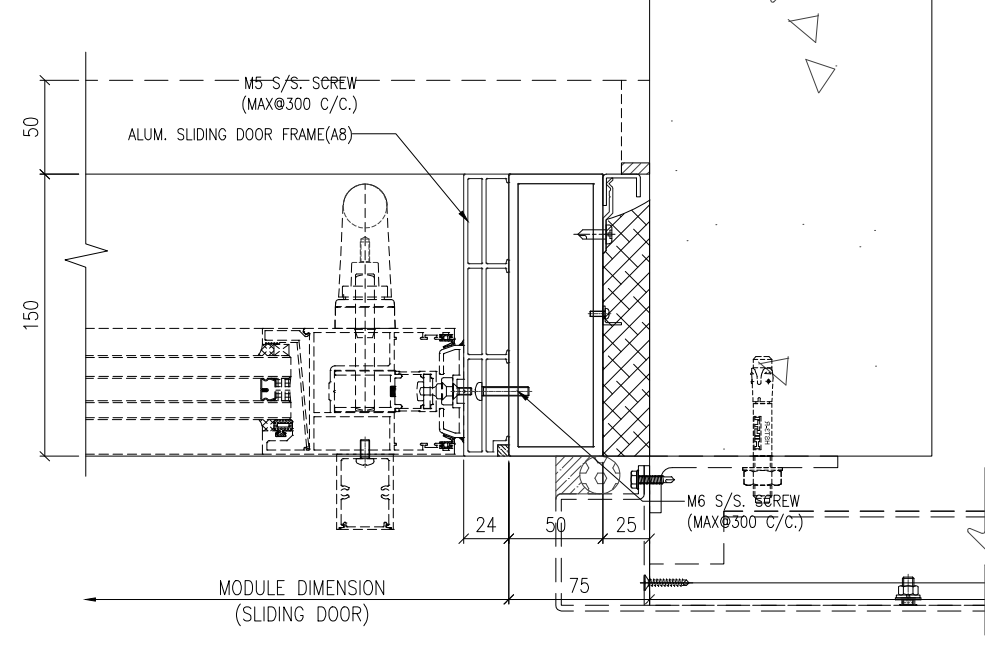
2 JAMB DETAIL (DOOR SASH) SLIDING DOOR (5011)



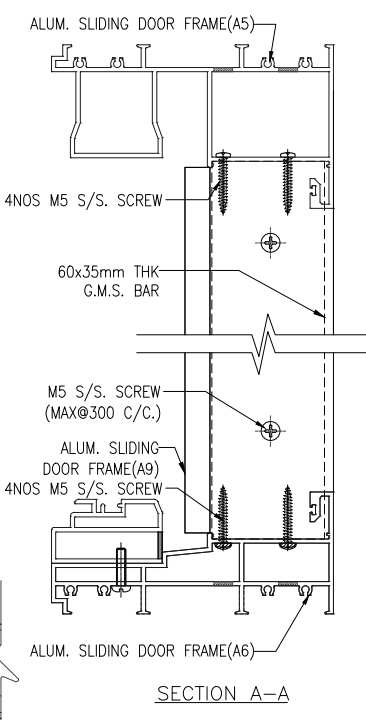
4 TYPICAL MULLION DETAIL CURTAIN WALL (5011)



5 JAMB DETAIL (DOOR SASH) SLIDING DOOR for 2/F only (5011)



6 JAMB DETAIL (DOOR SASH) SLIDING DOOR (5011)



NOTE :

- ALL DIMENSIONS ARE IN mm.
- ALL ELEVATIONS ARE VIEWED FROM OUTSIDE.
- ALL DIMENSIONS TO BE VERIFIED ON SITE BEFORE FABRICATION.

LEGEND :

(X1) --- DETAIL MARK NO.
(X001) --- REFER SHEET NO.

- F.F.L. --- FINISHED FLOOR LEVEL
- S.F.L. --- STRUCTURAL FLOOR LEVEL
- (R) --- REVERSED DETAIL

B	18/10/2024	GENERAL REVISED	
A	20/9/2024	GENERAL REVISED	
NO.	DATE	REVISED	BY

CLIENT :
MILLION BASE PROPERTIES LIMITED

ARCHITECT :
WONG TUNG & PARTNERS LIMITED
ARCHITECTS & PLANNERS

STRUCTURAL ENGINEER :
SYW & ASSOCIATES LTD.
SYW 邵賢偉建築工程師

MAIN CONTRACTOR :
HIEN LEE ENGINEERING CO., LTD.

MIDI ALUMINIUM FABRICATOR LTD.
Units 6-8, Sunray Industrial Centre, 1/F
610 Cha Kwo Ling Road, Kowloon
Tel:23489211-4 Fax:(852)2727666

JOB NO. : J-861

PROJECT : PROPOSED RESIDENTIAL DEVELOPMENT AT NOS. 3-6 GLENEALY, CENTRAL, HONG KONG

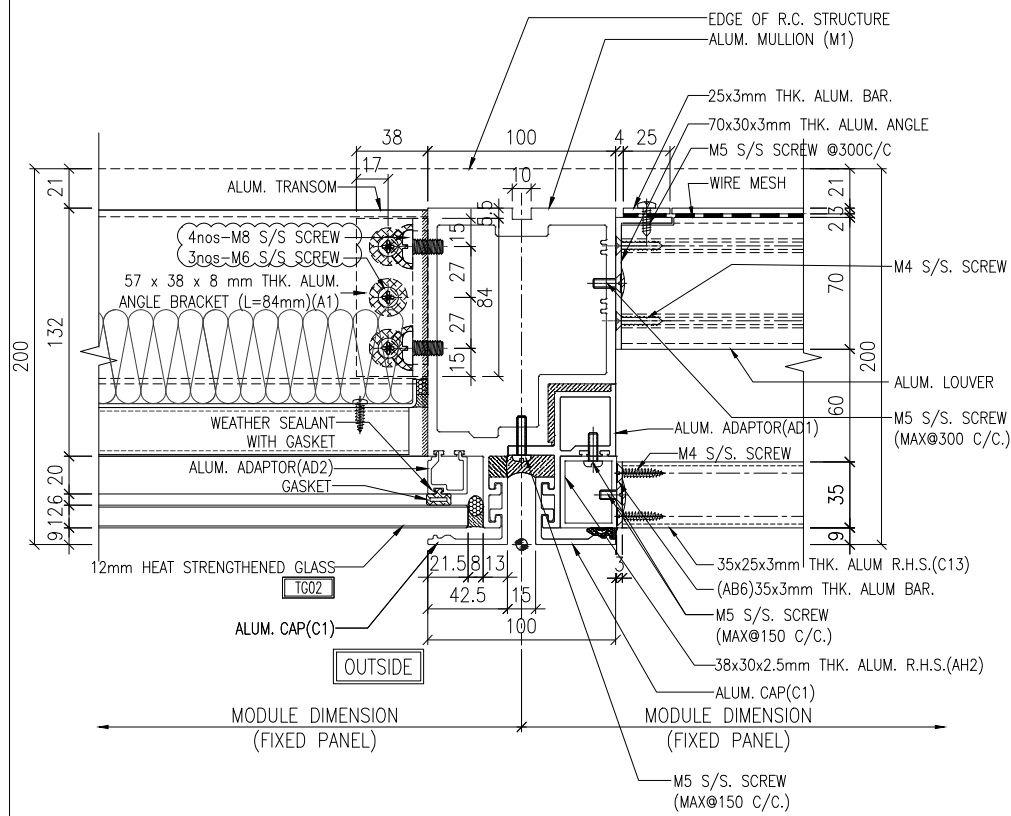
TITLE : TYPICAL MULLION DETAIL FOR CURTAIN WALL

DATE : 18-Jun.-24 SCALE : 1:2 (A1)

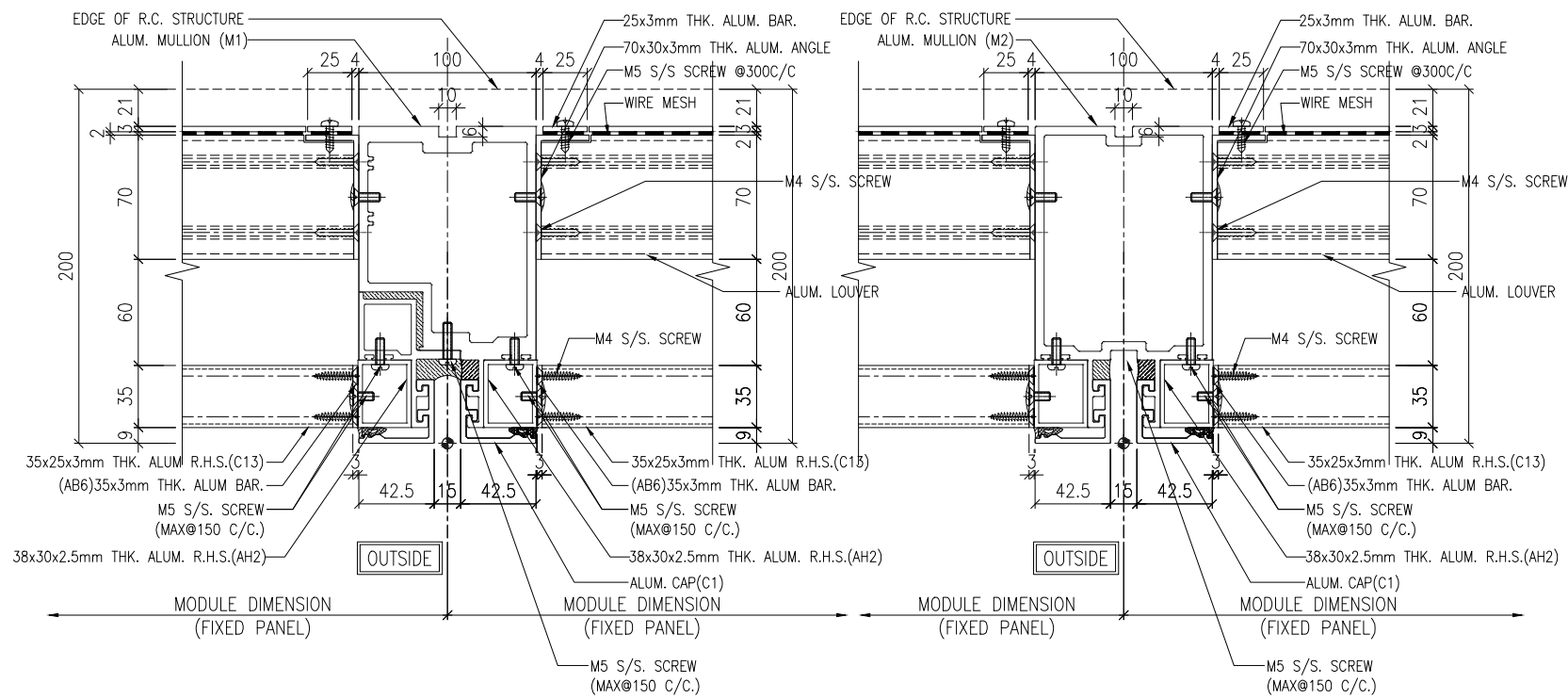
DRAWN BY : Asing CHECKED BY :

DWG NO. : J861-SD-CW-5011 REV. : B

WONG TUNG & PARTNERS LTD.	
APPROVED	
APPROVED AS NOTED	
APPROVED AS NOTED & RESUBMIT	
RESUBMIT	
NO COMMENT	
REFER OTHER CONSULTANT'S COMMENTS	
Reviewed for compliance with the design intent. Comments made shall apply to all similar conditions & details, not just the ones cited. The approval shall not be construed as relieving the contractor for compliance with the contract documents & requirements.	
Reviewed By	Date
()	()

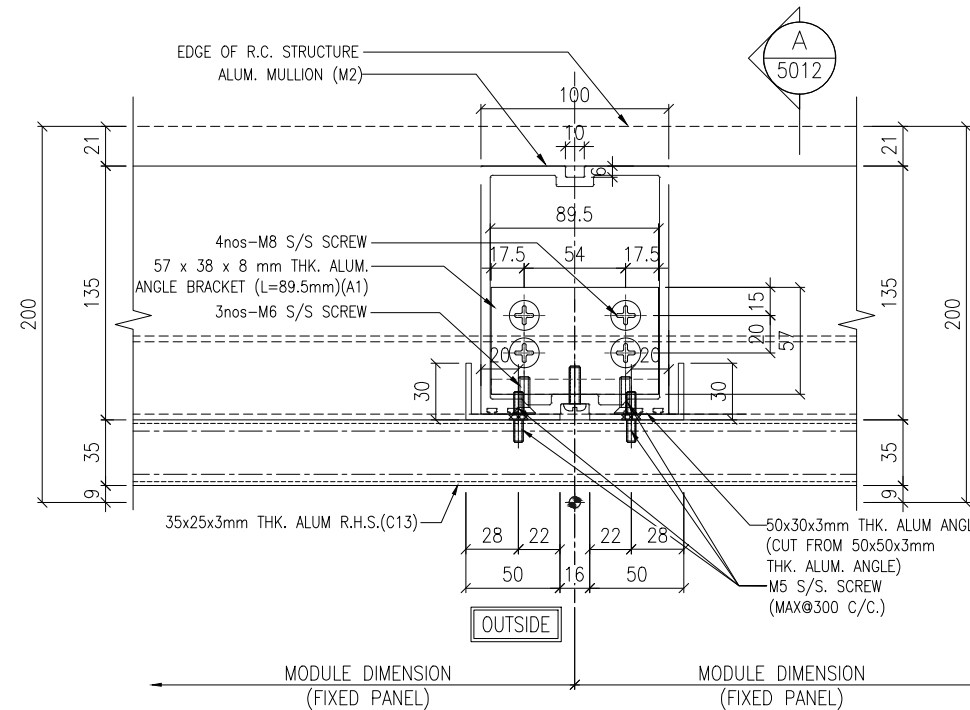


1 TYPICAL MULLION DETAIL
5012 CURTAIN WALL

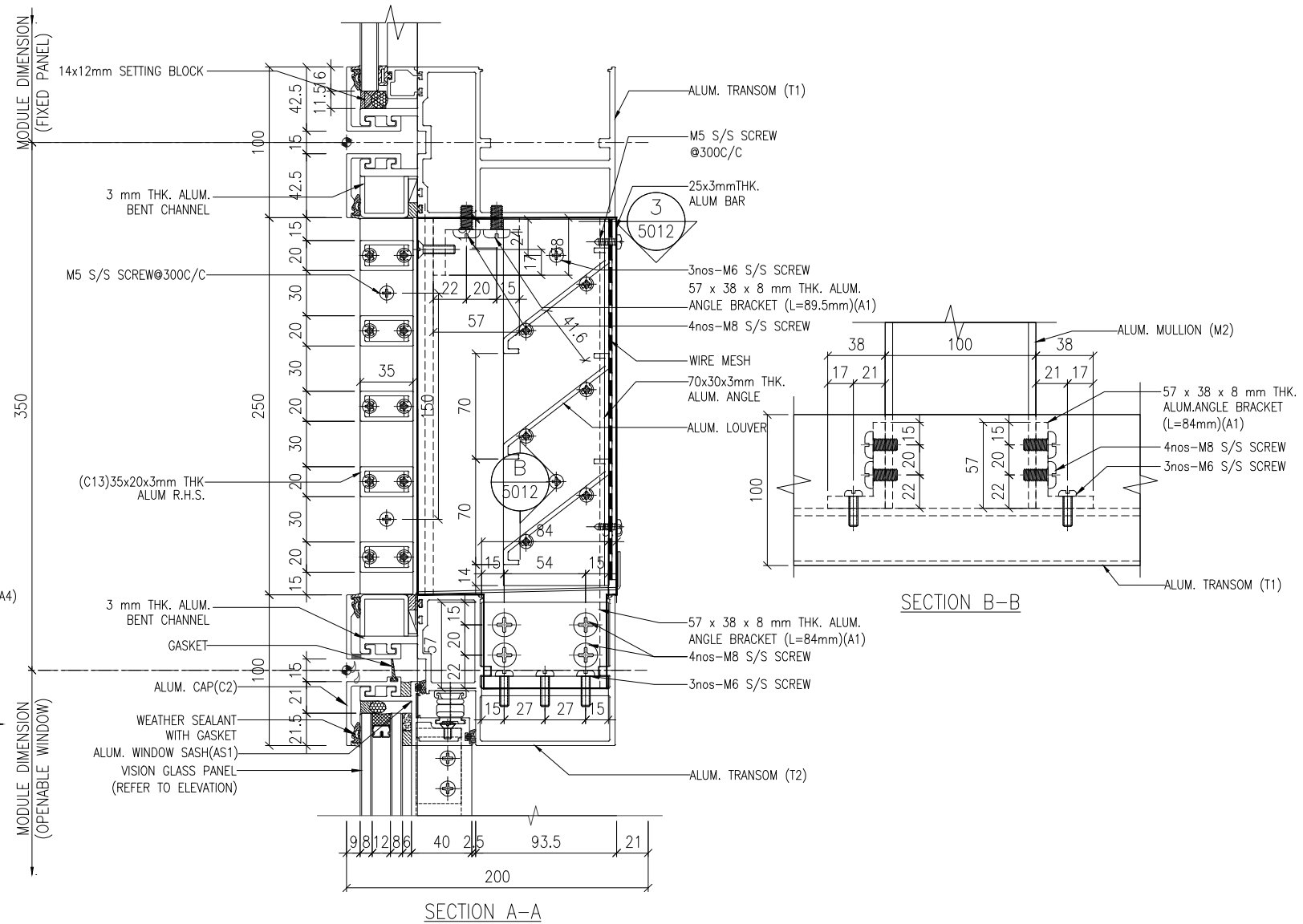


2 TYPICAL MULLION DETAIL
5012 CURTAIN WALL

2A TYPICAL MULLION DETAIL
5012 CURTAIN WALL



3 TYPICAL MULLION DETAIL
5012 CURTAIN WALL



NOTE:
1. ALL DIMENSIONS ARE IN mm.
2. ALL ELEVATIONS ARE VIEWED FROM OUTSIDE.
3. ALL DIMENSIONS TO BE VERIFIED ON SITE BEFORE FABRICATION.

LEGEND:
 — DETAIL MARK NO.
 — REFER SHEET NO.

1. F.F.L. --- FINISHED FLOOR LEVEL
 2. S.F.L. --- STRUCTURAL FLOOR LEVEL
 3. --- REVERSED DETAIL

B	18/10/2024	GENERAL REVISED	
A	20/9/2024	GENERAL REVISED	
NO.	DATE	REVISED	BY

CLIENT:
MILLION BASE PROPERTIES LIMITED

ARCHITECT:
WONG TUNG & PARTNERS LIMITED
ARCHITECTS & PLANNERS

STRUCTURAL ENGINEER:
SYW & ASSOCIATES LTD.
SYW 邵賢偉建築工程師

MAIN CONTRACTOR:
HIEN LEE ENGINEERING CO., LTD.

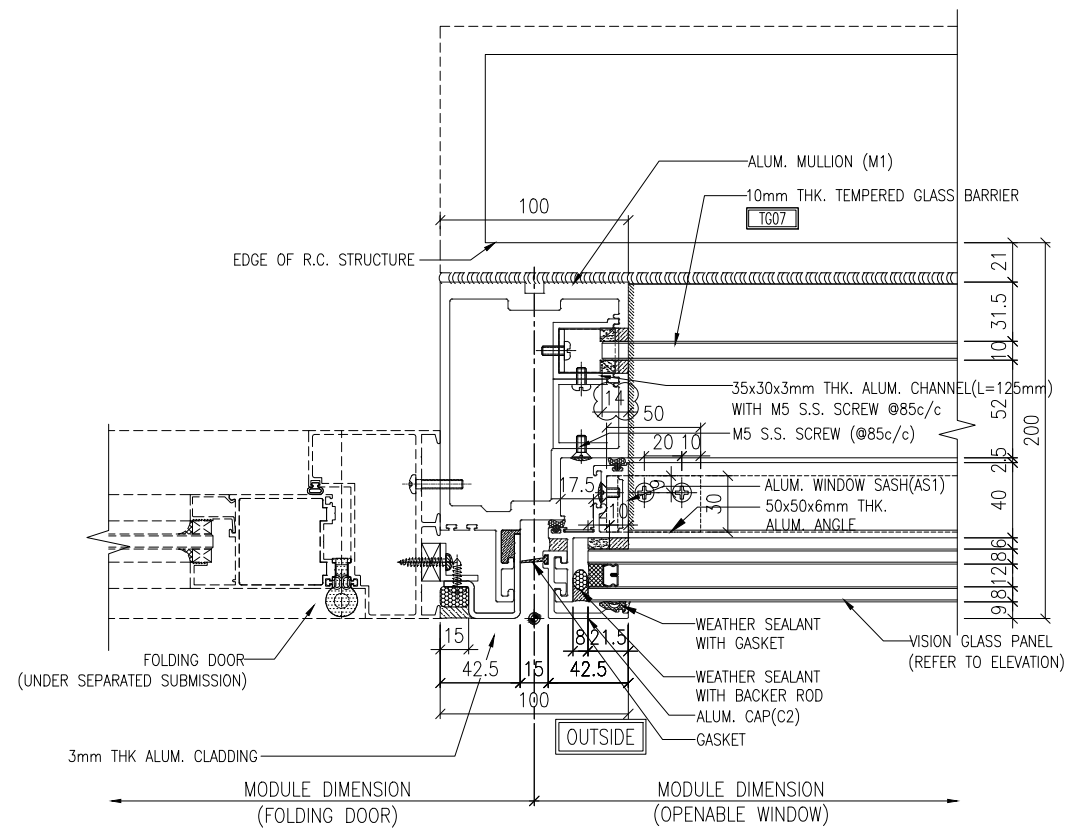
美特鋁質有限公司
MIDI ALUMINIUM FABRICATOR LTD.
Units 6-8, Sunray Industrial Centre, 1/F
610 Cha Kwo Ling Road, Kowloon
Tel: 23489211-4 Fax: (852) 2727666

JOB NO.: J-861
PROJECT: PROPOSED RESIDENTIAL DEVELOPMENT AT NOS. 3-6 GLENEALY, CENTRAL, HONG KONG

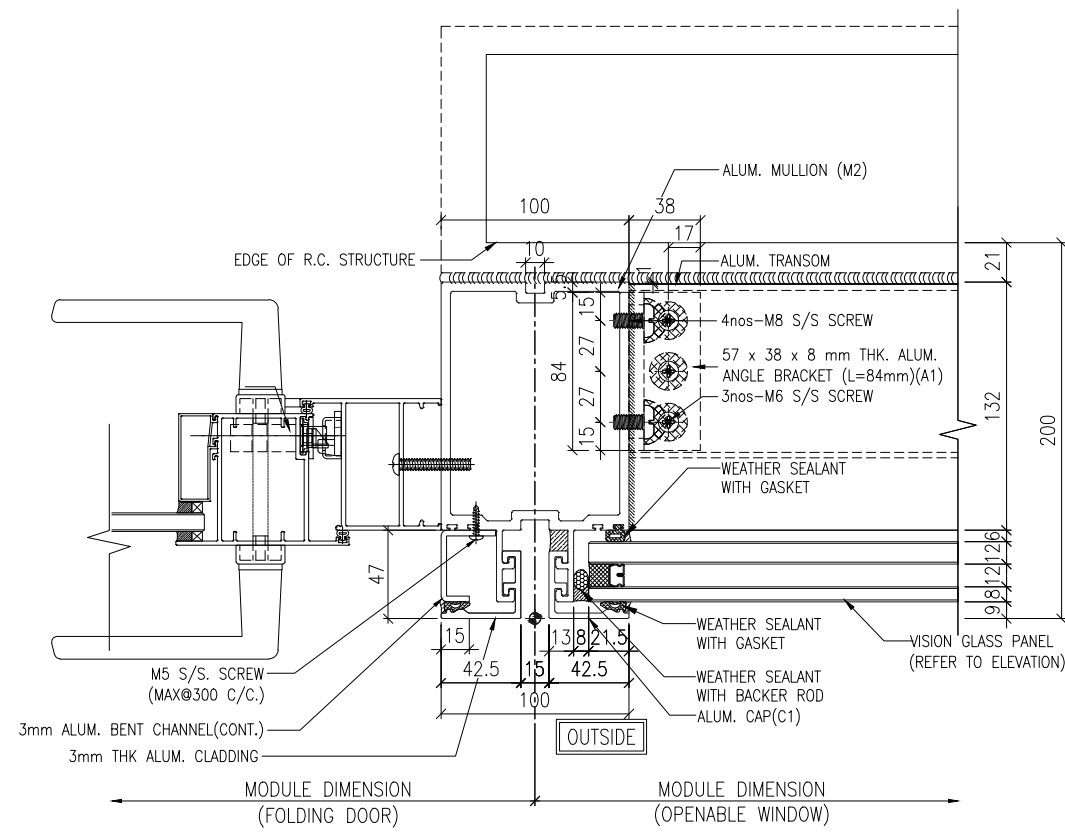
TITLE: TYPICAL MULLION DETAIL FOR CURTAIN WALL

DATE: 18-Jun.-24	SCALE: 1:2 (A1)
DRAWN BY: Asing	CHECKED BY:
DWG NO.: J861-SD-CW-5012	REV.: B

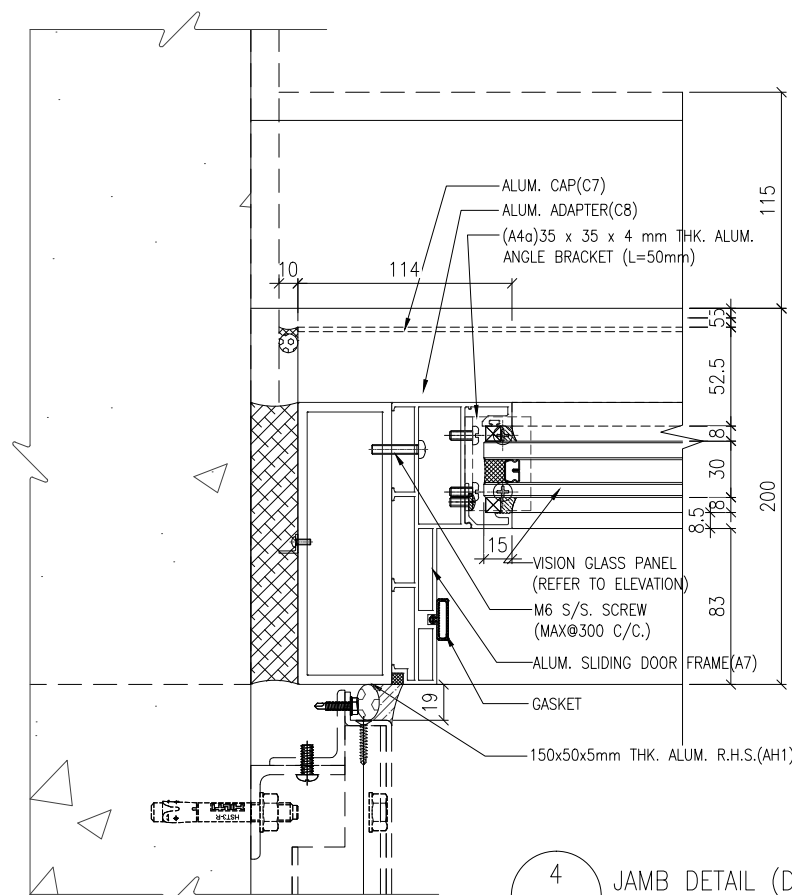
WONG TUNG & PARTNERS LTD.	
APPROVED	
APPROVED AS NOTED	
APPROVED AS NOTED & RESUBMIT	
RESUBMIT	
NO COMMENT	
REFER OTHER CONSULTANT'S COMMENTS	
Reviewed for compliance with the design intent. Comments made shall apply to all similar conditions & details, not just the ones cited. The approval shall not be construed as relieving the contractor for compliance with the contract documents & requirements.	
Reviewed By	Date



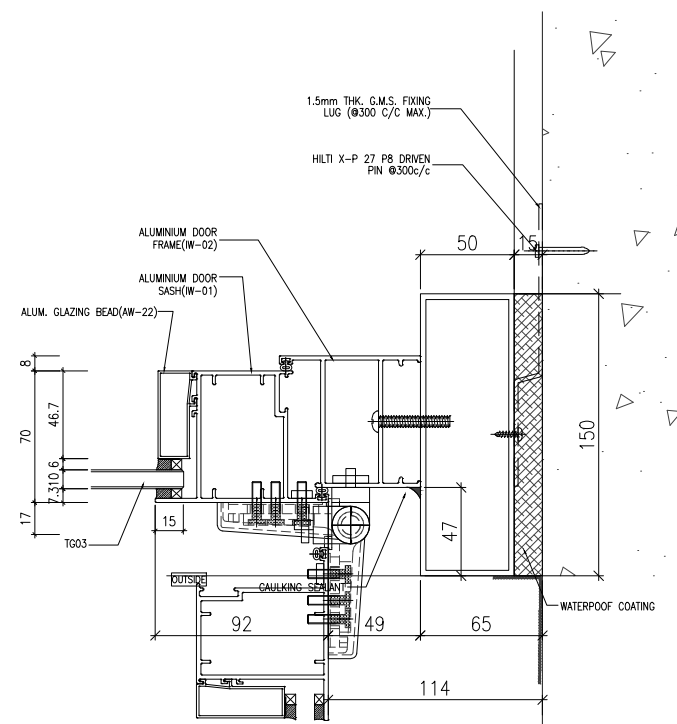
1 TYPICAL MULLION DETAIL
5013 CURTAIN WALL



2 TYPICAL MULLION DETAIL
5013 CURTAIN WALL



4 JAMB DETAIL (DOOR SASH)
5013 SLIDING DOOR



2 HORIZONTAL DETAIL
70 SECTION FRENCH DOOR

3 TYPICAL MULLION DETAIL
5013 CURTAIN WALL

- NOTE :
1. ALL DIMENSIONS ARE IN mm.
 2. ALL ELEVATIONS ARE VIEWED FROM OUTSIDE.
 3. ALL DIMENSIONS TO BE VERIFIED ON SITE BEFORE FABRICATION.

- LEGEND :
- (X1) — DETAIL MARK NO.
 - (X001) — REFER SHEET NO.

1. F.F.L. --- FINISHED FLOOR LEVEL
2. S.F.L. --- STRUCTURAL FLOOR LEVEL
3. (R) --- REVERSED DETAIL

B	18/10/2024	GENERAL REVISED	
A	20/9/2024	GENERAL REVISED	
NO.	DATE	REVISED	BY

CLIENT :
MILLION BASE PROPERTIES LIMITED

ARCHITECT :
WONG TUNG & PARTNERS LIMITED
ARCHITECTS & PLANNERS

STRUCTURAL ENGINEER :
SYW & ASSOCIATES LTD.
SYW 邵賢偉建築工程師

MAIN CONTRACTOR :
HIEN LEE ENGINEERING CO., LTD.

MIDI ALUMINIUM FABRICATOR LTD.
Units 6-8, Sunray Industrial Centre, 1/F
610 Cha Kwo Ling Road, Kowloon
Tel:23489211-4 Fax:(852)2727666

JOB NO. : J-861
PROJECT : PROPOSED RESIDENTIAL DEVELOPMENT AT NOS. 3-6 GLENEALY, CENTRAL, HONG KONG

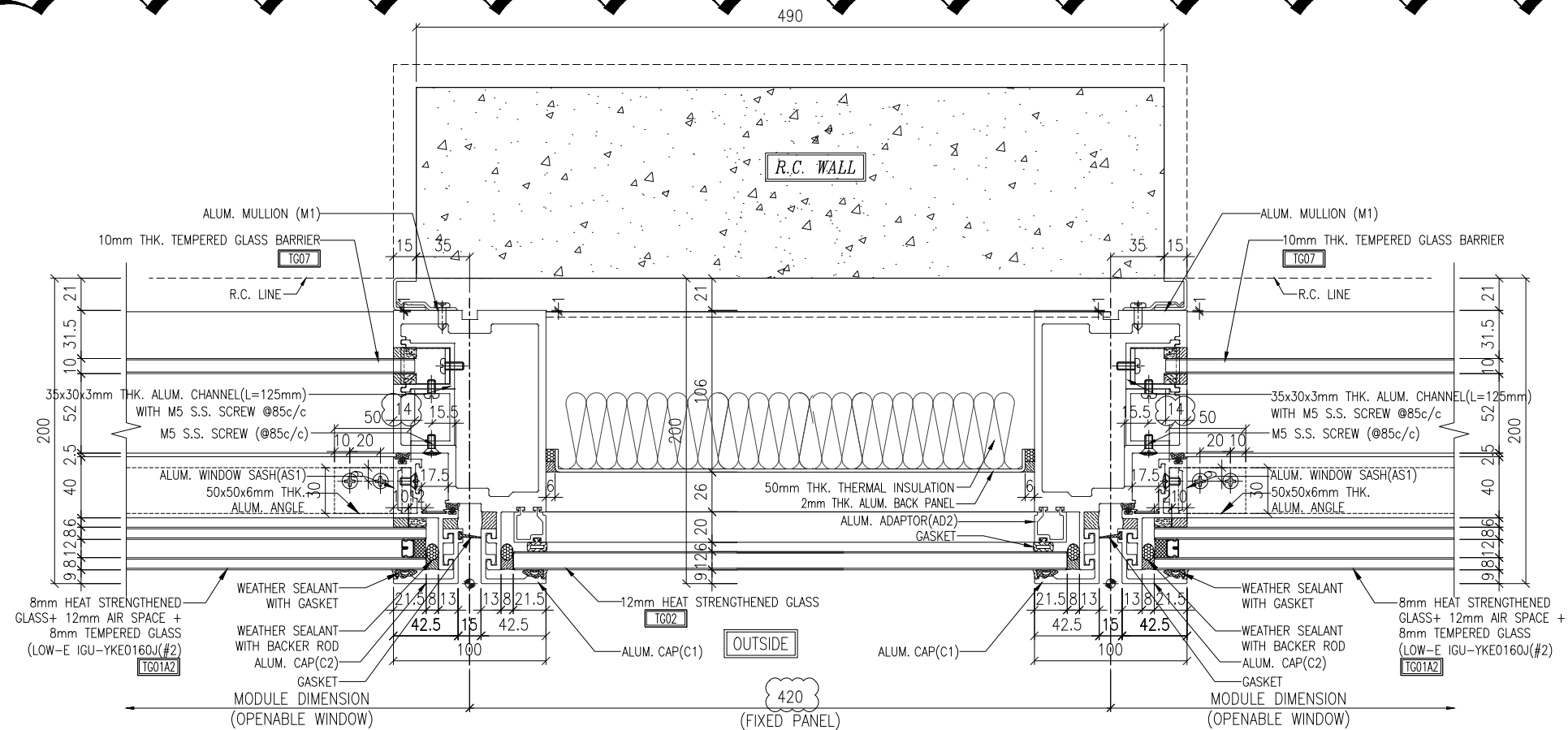
TITLE : TYPICAL MULLION DETAIL FOR CURTAIN WALL

DATE : 18-Jun.-24 SCALE : 1:2 (A1)

DRAWN BY : Asing CHECKED BY :

DWG NO. : J861-SD-CW-5013 REV. : B

WONG TUNG & PARTNERS LTD.	
APPROVED	
APPROVED AS NOTED	
APPROVED AS NOTED & RESUBMIT	
RESUBMIT	
NO COMMENT	
REFER OTHER CONSULTANT'S COMMENTS	
Reviewed for compliance with the design intent. Comments made shall apply to all similar conditions & details, not just the ones cited. The approval shall not be construed as relieving the contractor for compliance with the contract documents & requirements.	
Reviewed By	Date
()	()



1
5014 TYPICAL MULLION DETAIL
CURTAIN WALL

- NOTE:
1. ALL DIMENSIONS ARE IN mm.
 2. ALL ELEVATIONS ARE VIEWED FROM OUTSIDE.
 3. ALL DIMENSIONS TO BE VERIFIED ON SITE BEFORE FABRICATION.

- LEGEND:
- (M1) — DETAIL MARK NO.
 - (001) — REFER SHEET NO.

- F.F.L. — FINISHED FLOOR LEVEL
- S.F.L. — STRUCTURAL FLOOR LEVEL
- (R) — REVERSED DETAIL

18/10/2024	GENERAL REVISED	
20/9/2024	GENERAL REVISED	
NO.	DATE	REVISED BY

CLIENT:
MILLION BASE PROPERTIES LIMITED

ARCHITECT:
WONG TUNG & PARTNERS LIMITED
ARCHITECTS & PLANNERS

STRUCTURAL ENGINEER:
SYW & ASSOCIATES LTD.
邵賢偉建築工程師

MAIN CONTRACTOR:
HEN LEE ENGINEERING CO., LTD.

美特鋁質有限公司
MIDI ALUMINIUM FABRICATOR LTD.
Units 6-8, Sunray Industrial Centre, 1/F
610 Cha Kwo Ling Road, Kowloon
Tel: 23489211-4 Fax: (852) 2727666

JOB NO.: J-861

PROJECT:
PROPOSED RESIDENTIAL
DEVELOPMENT AT NOS. 3-6
GLENEALY, CENTRAL, HONG KONG

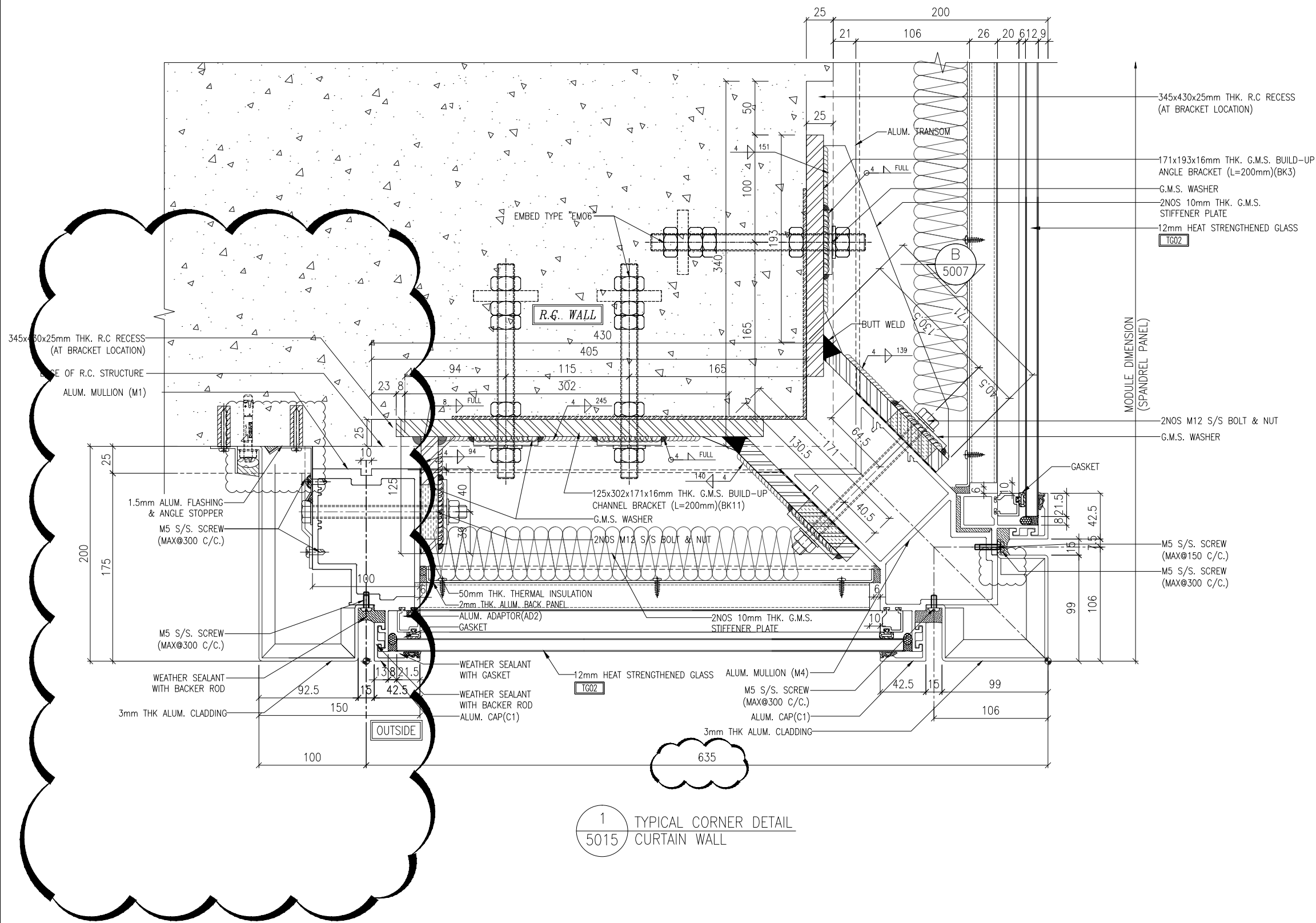
TITLE:
TYPICAL MULLION DETAIL
FOR CURTAIN WALL

DATE: 18-Jun.-24 SCALE: 1:2 (A1)

DRAWN BY: Asing CHECKED BY:

DWG NO.: J861-SD-CW-5014 REV.: B

WONG TUNG & PARTNERS LTD.	
APPROVED	
APPROVED AS NOTED	
APPROVED AS NOTED & RESUBMIT	
RESUBMIT	
NO COMMENT	
REFER OTHER CONSULTANT'S COMMENTS	
Reviewed for compliance with the design intent. Comments made shall apply to all similar conditions & details, not just the ones cited. The approval shall not be construed as relieving the contractor for compliance with the contract documents & requirements.	
Reviewed By	Date
()	()



NOTE :
 1. ALL DIMENSIONS ARE IN mm.
 2. ALL ELEVATIONS ARE VIEWED FROM OUTSIDE.
 3. ALL DIMENSIONS TO BE VERIFIED ON SITE BEFORE FABRICATION.

LEGEND :
 (X1) --- DETAIL MARK NO.
 (X001) --- REFER SHEET NO.

1. F.F.L. --- FINISHED FLOOR LEVEL
 2. S.F.L. --- STRUCTURAL FLOOR LEVEL
 3. (R) --- REVERSED DETAIL

B	18/10/2024	GENERAL REVISED	
A	20/9/2024	GENERAL REVISED	
NO.	DATE	REVISED	BY

CLIENT :
MILLION BASE PROPERTIES LIMITED

ARCHITECT :
WONG TUNG & PARTNERS LIMITED
 ARCHITECTS & PLANNERS

STRUCTURAL ENGINEER :
SYW & ASSOCIATES LTD.
 鄧賢偉建築工程師

MAIN CONTRACTOR :
顯利工程有限公司
 HIEN LEE ENGINEERING CO., LTD.

美特鋁質有限公司
 MIDI ALUMINIUM FABRICATOR LTD.
 Units 6-8, Sunray Industrial Centre, 1/F
 610 Cha Kwo Ling Road, Kowloon
 Tel:23489211-4 Fax:(852)2727666

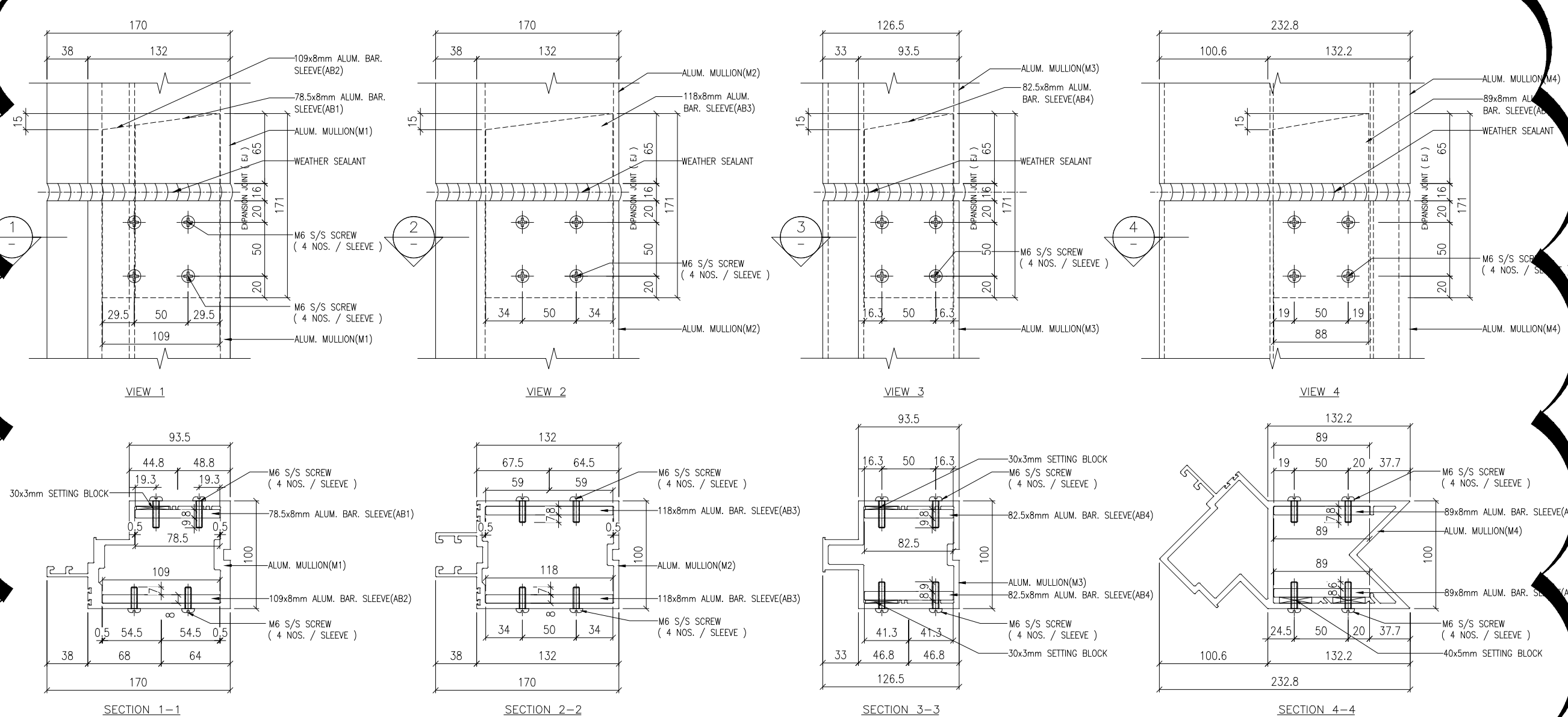
JOB NO. : J-861

PROJECT :
 PROPOSED RESIDENTIAL DEVELOPMENT AT NOS. 3-6 GLENEALY, CENTRAL, HONG KONG

TITLE :
 TYPICAL MULLION DETAIL FOR CURTAIN WALL

DATE : 18-Jun.-24 SCALE : 1:2 (A1)
 DRAWN BY : Asing CHECKED BY :
 DWG NO. : J861-SD-CW-5015 REV. : B

WONG TUNG & PARTNERS LTD.	
APPROVED	
APPROVED AS NOTED	
APPROVED AS NOTED & RESUBMIT	
RESUBMIT	
NO COMMENT	
REFER OTHER CONSULTANT'S COMMENTS	
Reviewed for compliance with the design intent. Comments made shall apply to all similar conditions & details, not just the ones cited. The approval shall not be construed as relieving the contractor for compliance with the contract documents & requirements.	
Reviewed By	Date
()	()



" ALUMINIUM CURTAIN WALL SLEEVE "

1 TYPICAL SLEEVE DETAIL CURTAIN WALL 5016

2 TYPICAL SLEEVE DETAIL CURTAIN WALL 5016

3 TYPICAL SLEEVE DETAIL CURTAIN WALL 5016

4 TYPICAL SLEEVE DETAIL CURTAIN WALL 5016

NOTE :

1. ALL DIMENSIONS ARE IN mm.
2. ALL ELEVATIONS ARE VIEWED FROM OUTSIDE.
3. ALL DIMENSIONS TO BE VERIFIED ON SITE BEFORE FABRICATION.

LEGEND :

(X1) --- DETAIL MARK NO.
(X001) --- REFER SHEET NO.

1. F.F.L. --- FINISHED FLOOR LEVEL
2. S.F.L. --- STRUCTURAL FLOOR LEVEL
3. (R) --- REVERSED DETAIL

B	18/10/2024	GENERAL REVISED	
A	20/9/2024	GENERAL REVISED	
NO.	DATE	REVISED	BY

CLIENT :
MILLION BASE PROPERTIES LIMITED

ARCHITECT :
WONG TUNG & PARTNERS LIMITED
ARCHITECTS & PLANNERS

STRUCTURAL ENGINEER :
SYW & ASSOCIATES LTD.
SYW 邵賢偉建築工程師

MAIN CONTRACTOR :
顯利工程有限公司
HIEN LEE ENGINEERING CO., LTD.

MIDI ALUMINIUM FABRICATOR LTD.
Units 6-8, Sunray Industrial Centre, 1/F
610 Cha Kwo Ling Road, Kowloon
Tel:23489211-4 Fax:(852)2727666

JOB NO. : J-861

PROJECT :
PROPOSED RESIDENTIAL DEVELOPMENT AT NOS. 3-6 GLENEALY, CENTRAL, HONG KONG

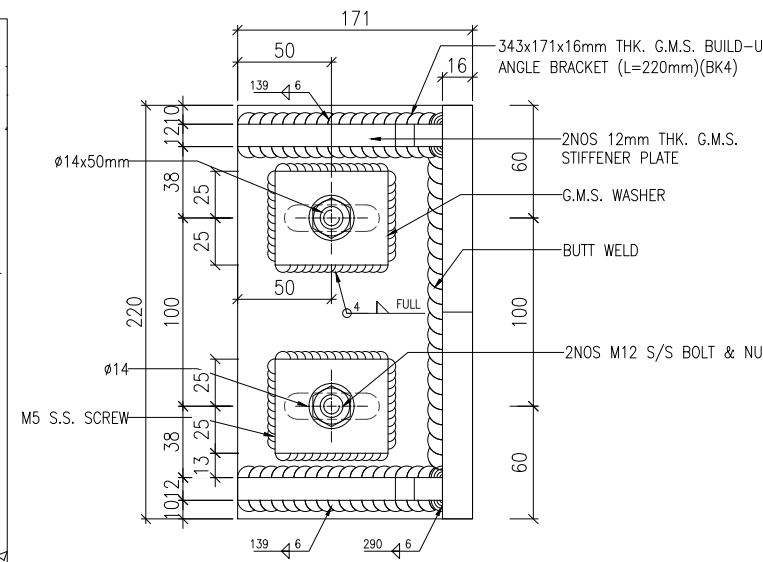
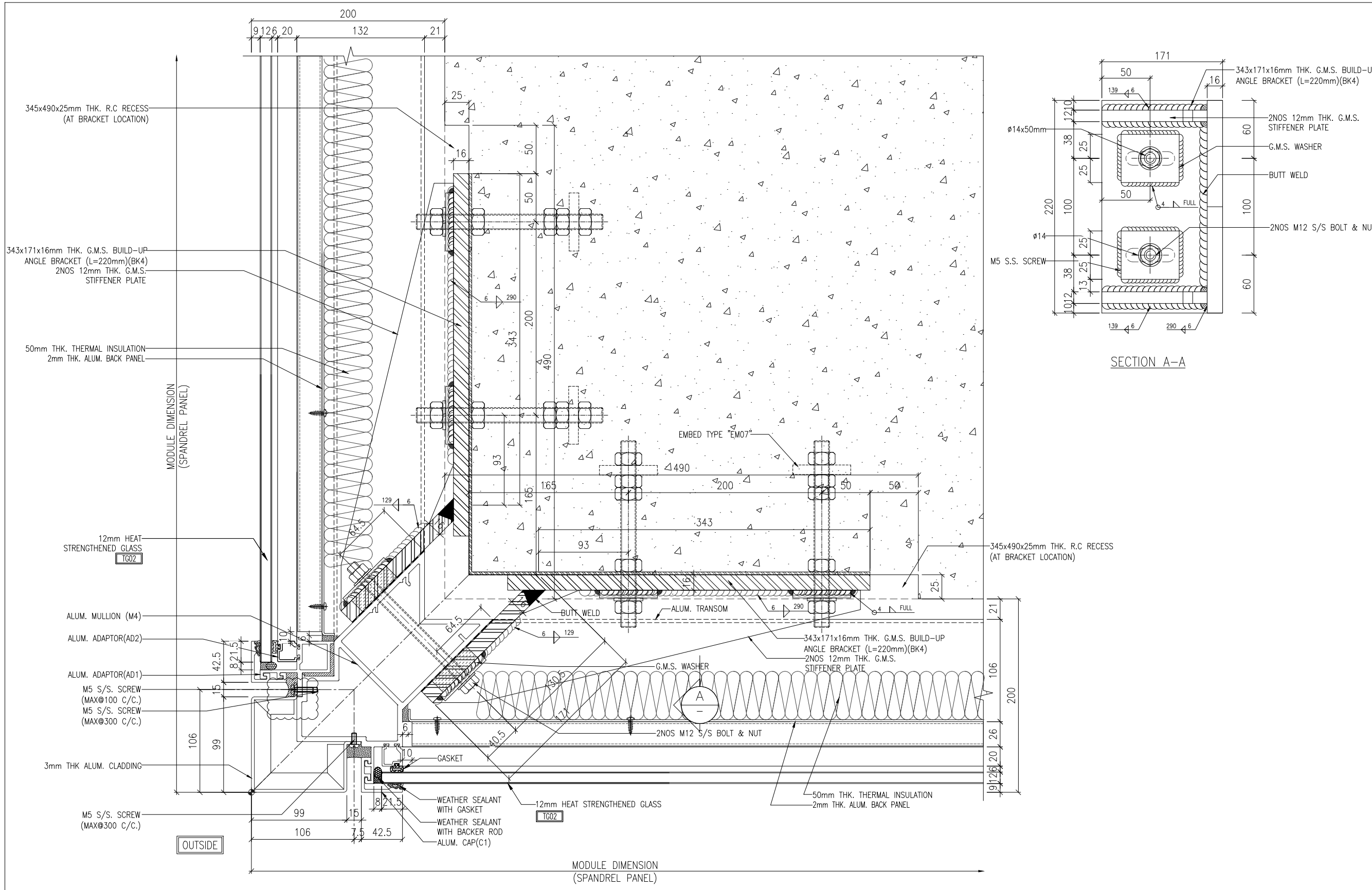
TITLE :
TYPICAL MULLION DETAIL FOR CURTAIN WALL

DATE : 18-Jun.-24 SCALE : 1:2 (A1)

DRAWN BY : Asing CHECKED BY :

DWG NO. : J861-SD-CW-5016 REV. : B

WONG TUNG & PARTNERS LTD.	
APPROVED	
APPROVED AS NOTED	
APPROVED AS NOTED & RESUBMIT	
RESUBMIT	
NO COMMENT	
REFER OTHER CONSULTANT'S COMMENTS	
Reviewed for compliance with the design intent. Comments made shall apply to all similar conditions & details, not just the ones cited. The approval shall not be construed as relieving the contractor for compliance with the contract documents & requirements.	
Reviewed By	Date
()	()



NOTE :
 1. ALL DIMENSIONS ARE IN mm.
 2. ALL ELEVATIONS ARE VIEWED FROM OUTSIDE.
 3. ALL DIMENSIONS TO BE VERIFIED ON SITE BEFORE FABRICATION.

LEGEND :
 (X1) — DETAIL MARK NO.
 (X001) — REFER SHEET NO.

1. F.F.L. --- FINISHED FLOOR LEVEL
 2. S.F.L. --- STRUCTURAL FLOOR LEVEL
 3. (R) --- REVERSED DETAIL

NO.	13/11/2024	GENERAL REVISED	BY
	DATE	REVISED	

CLIENT :
MILLION BASE PROPERTIES LIMITED

ARCHITECT :
WONG TUNG & PARTNERS LIMITED
 ARCHITECTS & PLANNERS

STRUCTURAL ENGINEER :
SYW & ASSOCIATES LTD.
 邵賢偉建築工程師

MAIN CONTRACTOR :
HIEN LEE ENGINEERING CO., LTD.
美特鋁質有限公司
MIDI ALUMINIUM FABRICATOR LTD.
 Units 6-8, Sunray Industrial Centre, 1/F
 610 Cha Kwo Ling Road, Kowloon
 Tel:23489211-4 Fax:(852)2727666

JOB NO. : J-861
 PROJECT : PROPOSED RESIDENTIAL DEVELOPMENT AT NOS. 3-6 GLENEALY, CENTRAL, HONG KONG

TITLE : TYPICAL MULLION DETAIL FOR CURTAIN WALL

DATE : 18-Jun.-24 SCALE : 1:2 (A1)
 DRAWN BY : Asing CHECKED BY :
 DWG NO. : J861-SD-CW-5017 REV. : A

1 TYPICAL CORNER DETAIL
 5017 CURTAIN WALL
 32/F & R/F CORNER DETAIL

WONG TUNG & PARTNERS LTD.	
APPROVED	
APPROVED AS NOTED	
APPROVED AS NOTED & RESUBMIT	
RESUBMIT	
NO COMMENT	
REFER OTHER CONSULTANT'S COMMENTS	
Reviewed for compliance with the design intent. Comments made shall apply to all similar conditions & details, not just the ones cited. The approval shall not be construed as relieving the contractor for compliance with the contract documents & requirements.	
Reviewed By	Date
()	()

- NOTE :
1. ALL DIMENSIONS ARE IN mm.
 2. ALL ELEVATIONS ARE VIEWED FROM OUTSIDE.
 3. ALL DIMENSIONS TO BE VERIFIED ON SITE BEFORE FABRICATION.

- LEGEND :
- (X1) --- DETAIL MARK NO.
 - (X001) --- REFER SHEET NO.

1. F.F.L. --- FINISHED FLOOR LEVEL
2. S.F.L. --- STRUCTURAL FLOOR LEVEL
3. (R) --- REVERSED DETAIL

NO.	DATE	REVISED	BY

CLIENT :
MILLION BASE PROPERTIES LIMITED

ARCHITECT :
WONG TUNG & PARTNERS LIMITED
ARCHITECTS & PLANNERS

STRUCTURAL ENGINEER :
SYW & ASSOCIATES LTD.
STRUCTURAL ENGINEERS

MAIN CONTRACTOR :

HIEN LEE ENGINEERING CO., LTD.

美特鋁質有限公司
MIDI ALUMINIUM FABRICATOR LTD.
Units 6-8, Sunray Industrial Centre, 1/F
610 Cha Kwo Ling Road, Kowloon
Tel: 23489211-4 Fax: (852) 2727666

JOB NO. : J-861

PROJECT :
PROPOSED RESIDENTIAL
DEVELOPMENT AT NOS. 3-6
GLENEALY, CENTRAL, HONG KONG

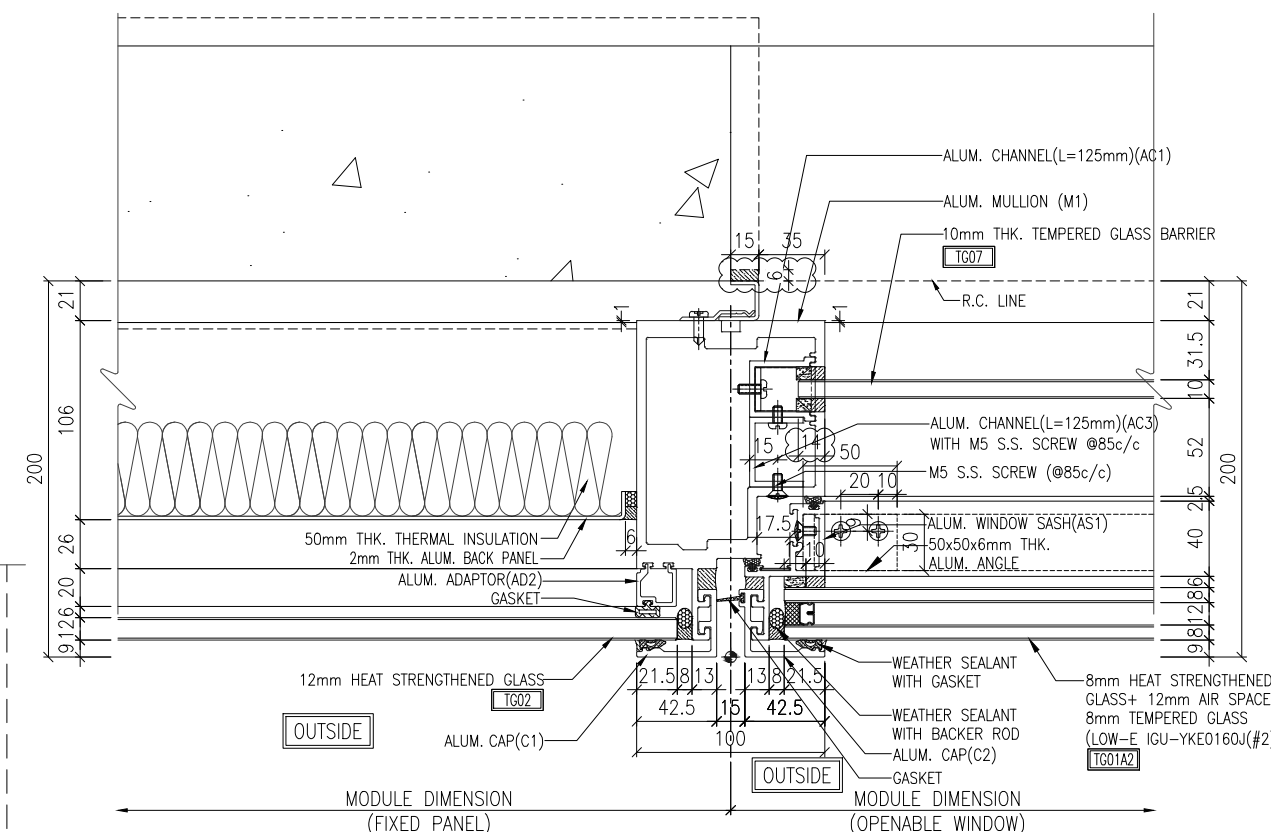
TITLE :
TYPICAL MULLION DETAIL
FOR CURTAIN WALL

DATE : 18-Jun.-24 SCALE : 1:2 (A1)

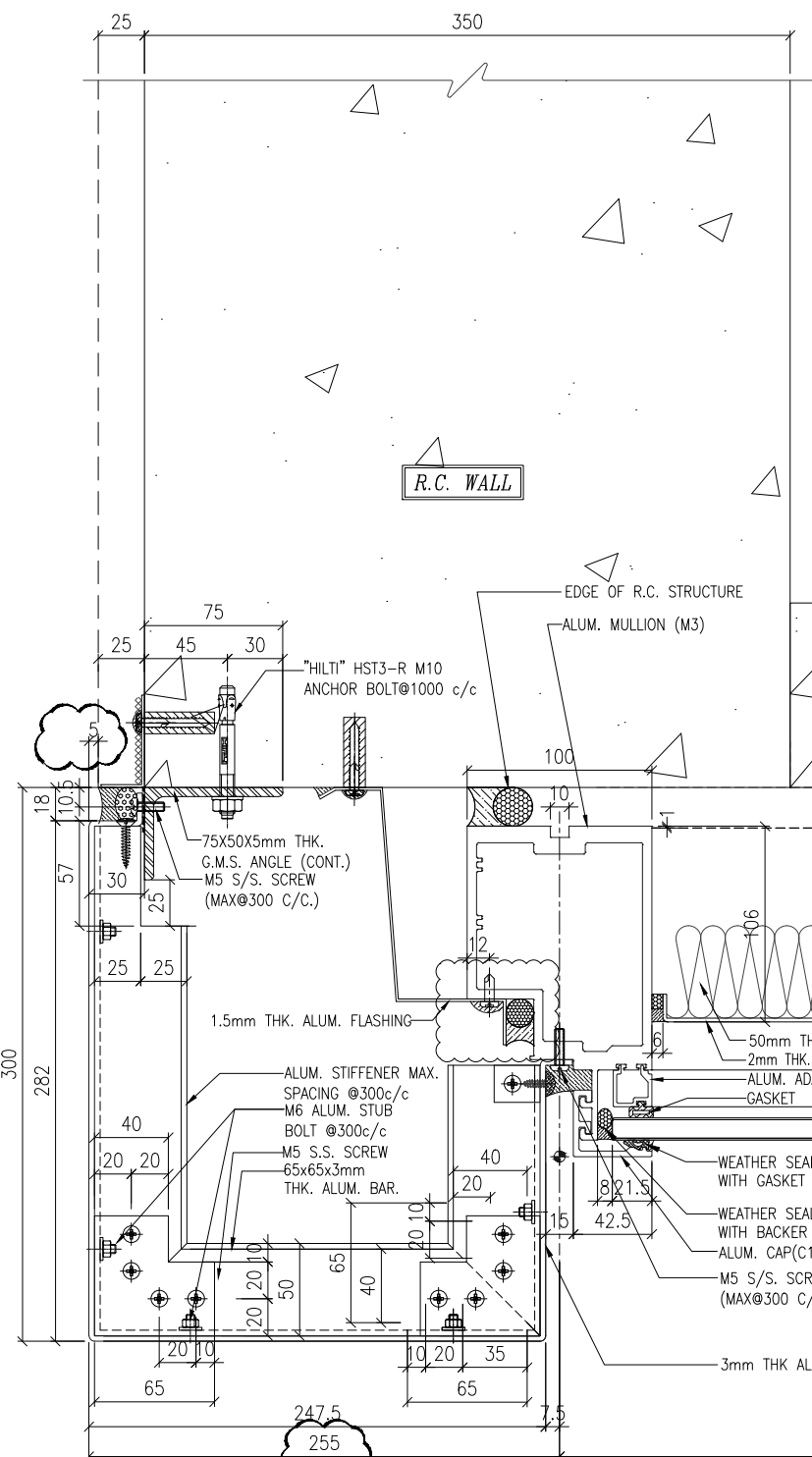
DRAWN BY : Asing CHECKED BY :

DWG NO. : J861-SD-CW-5018 REV. : -

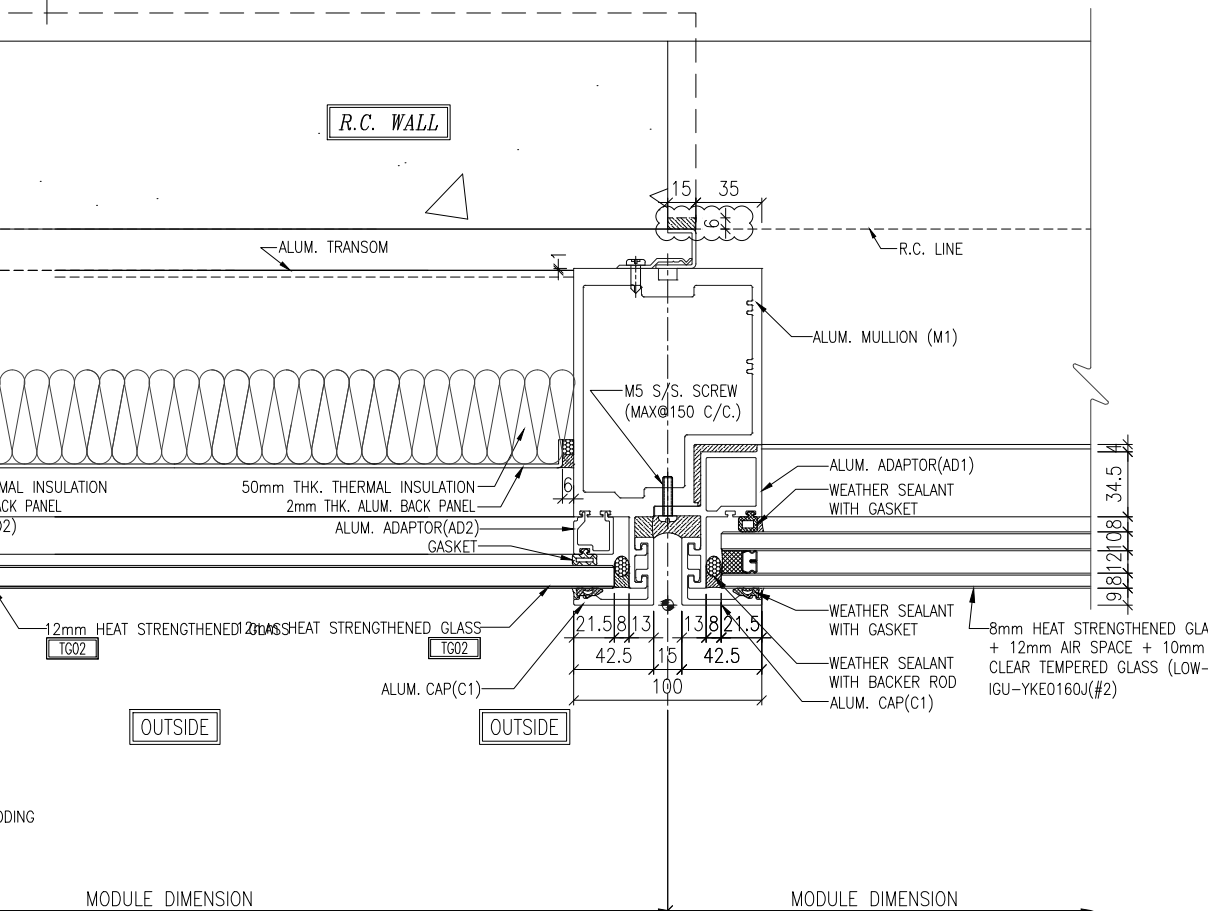
WONG TUNG & PARTNERS LTD.	
APPROVED	
APPROVED AS NOTED	
APPROVED AS NOTED & RESUBMIT	
RESUBMIT	
NO COMMENT	
REFER OTHER CONSULTANT'S COMMENTS	
Reviewed for compliance with the design intent. Comments made shall apply to all similar conditions & details, not just the ones cited. The approval shall not be construed as relieving the contractor for compliance with the contract documents & requirements.	
Reviewed By	Date



1 TYPICAL MULLION DETAIL
5018 CURTAIN WALL

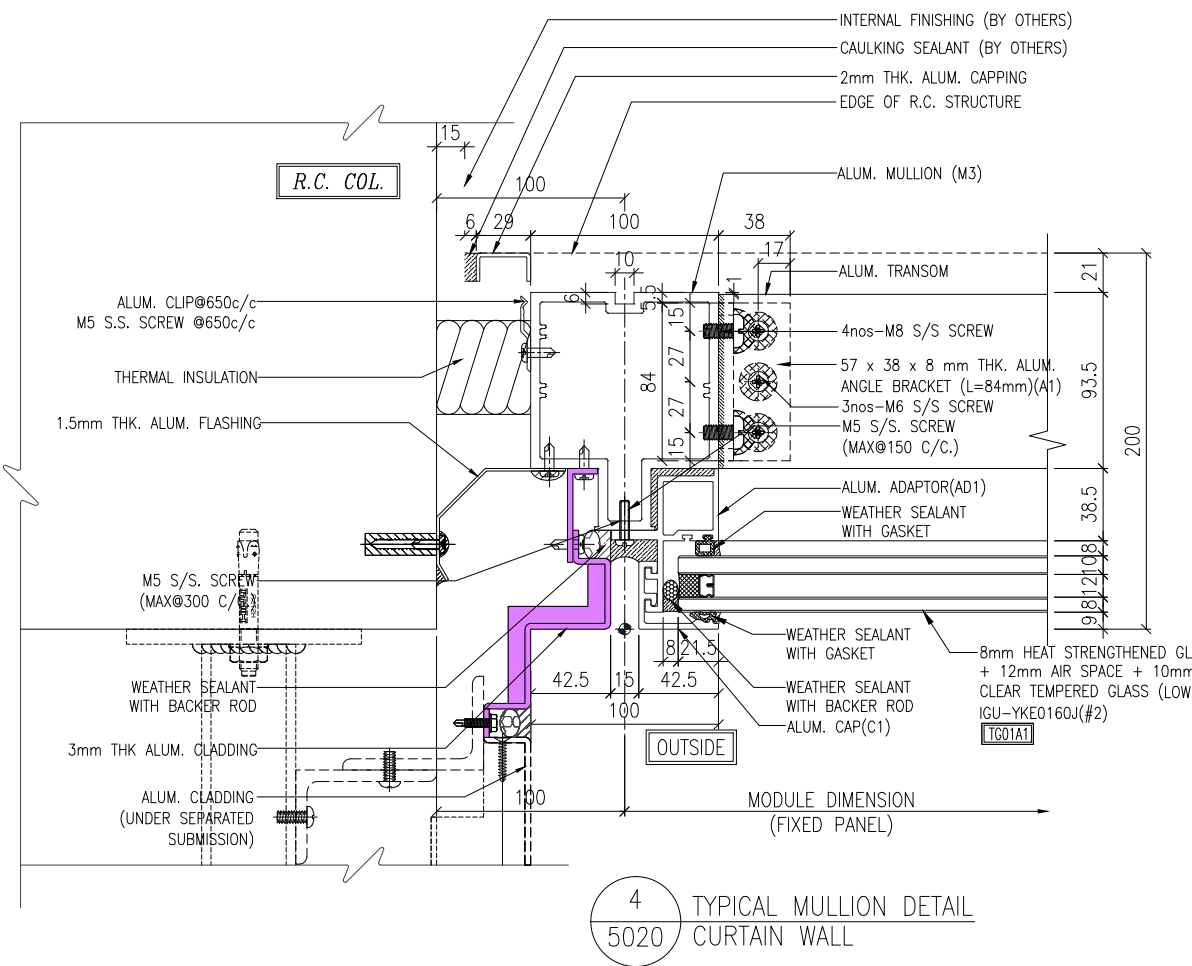
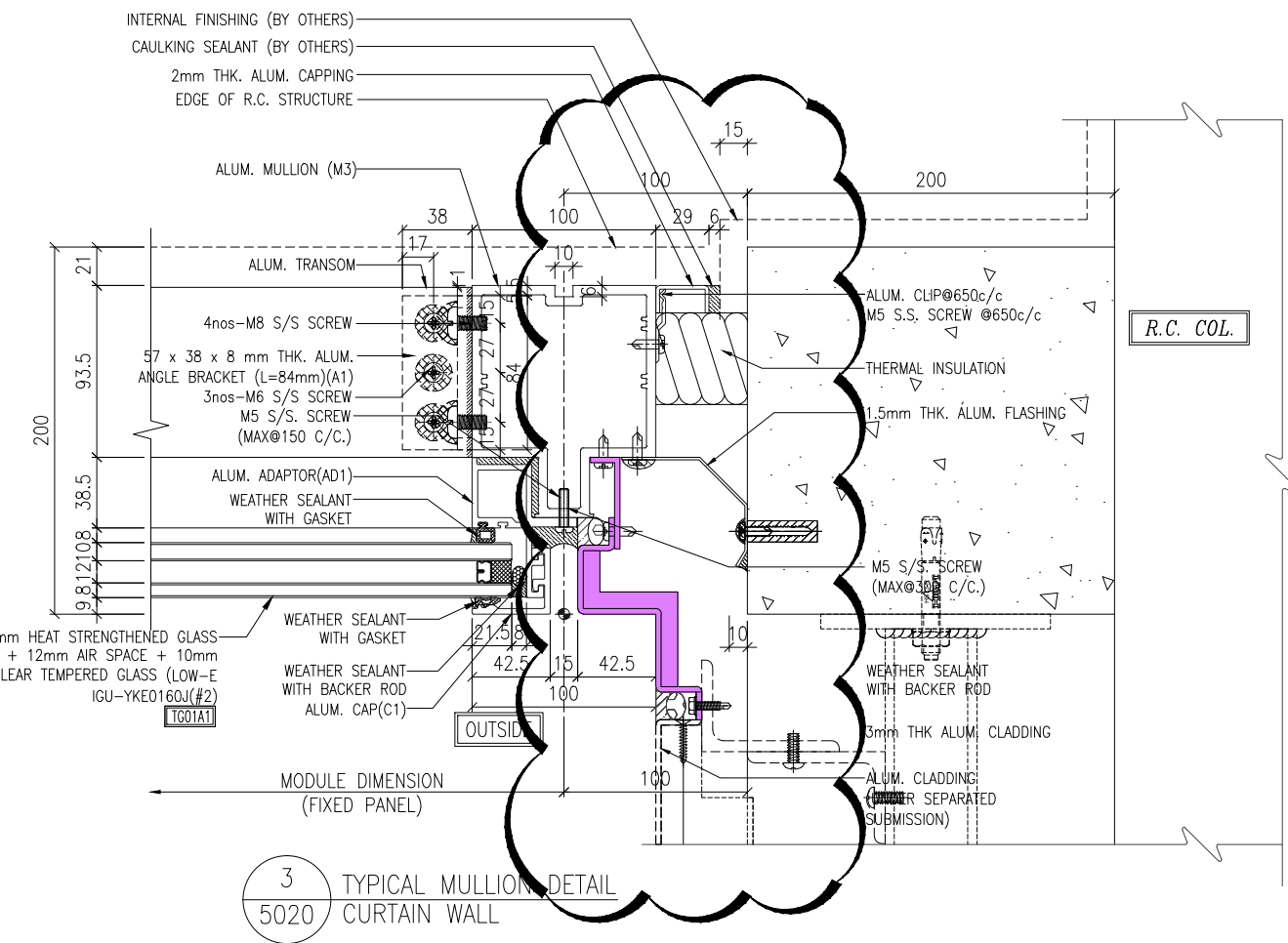
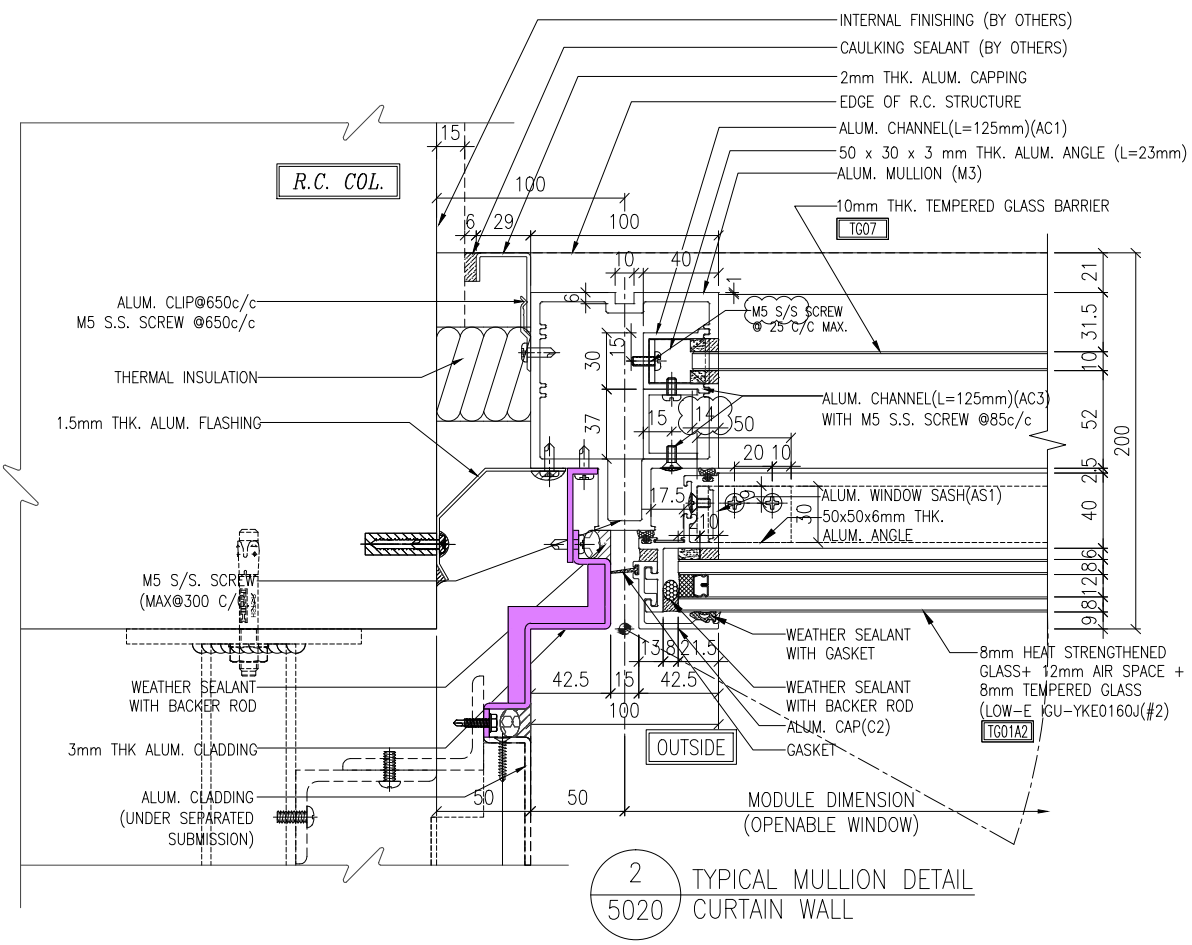
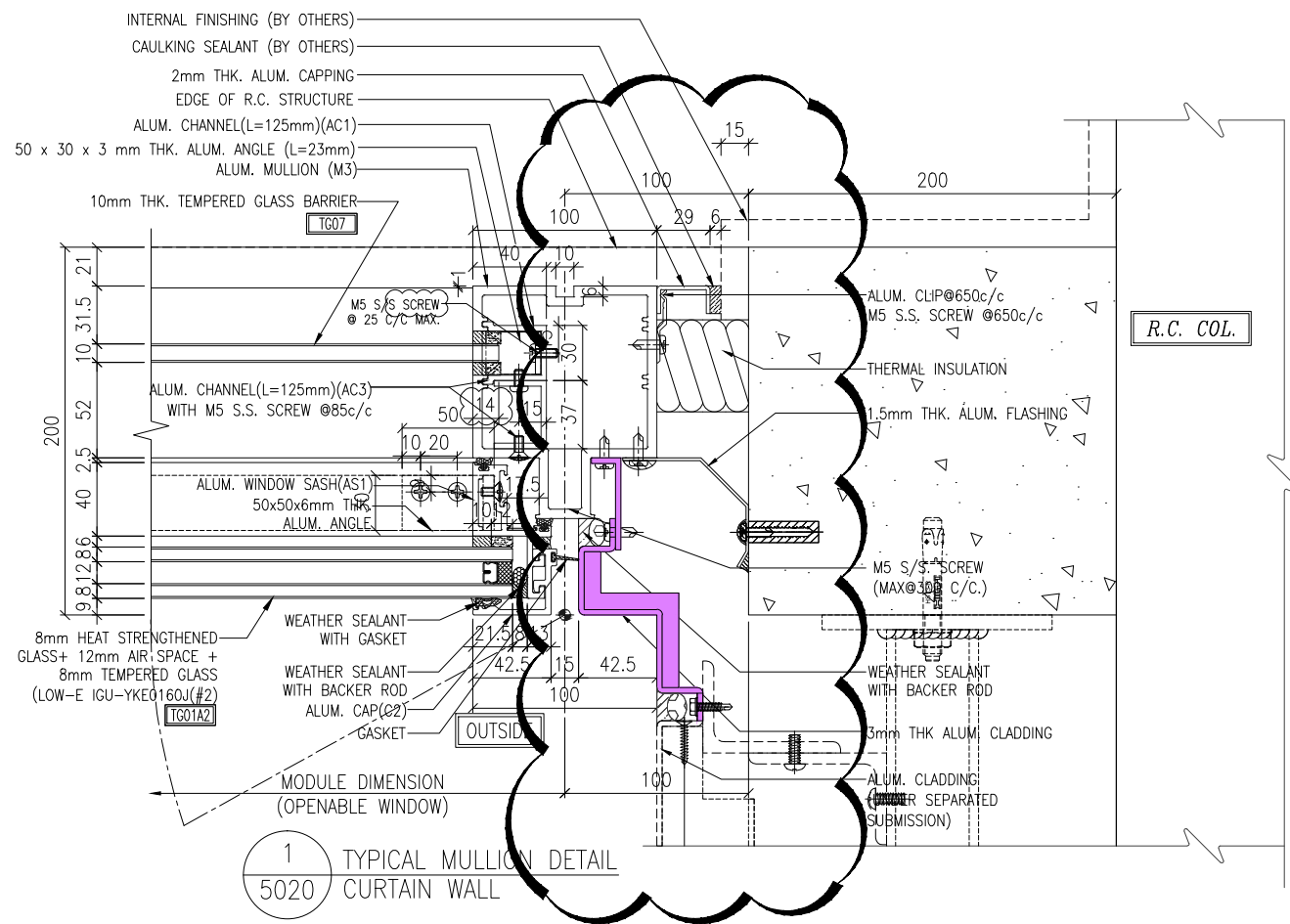


2 TYPICAL MULLION DETAIL
5018 CURTAIN WALL



3 TYPICAL MULLION DETAIL
5018 CURTAIN WALL

020251781316 Submission1 Shop Drawing17 Curtain Wall(20250225)-861 SD-CW-5001-0001-Detail (20241113)dwg 01/27/25 16:19:34 DWG TO PDF.pc3



NOTE :
1. ALL DIMENSIONS ARE IN mm.
2. ALL ELEVATIONS ARE VIEWED FROM OUTSIDE.
3. ALL DIMENSIONS TO BE VERIFIED ON SITE BEFORE FABRICATION.

LEGEND :
X1 - DETAIL MARK NO.
X001 - REFER SHEET NO.

1. F.F.L. --- FINISHED FLOOR LEVEL
2. S.F.L. --- STRUCTURAL FLOOR LEVEL
3. (R) --- REVERSED DETAIL

NO.	DATE	REVISED	BY

CLIENT :
MILLION BASE PROPERTIES LIMITED

ARCHITECT :
WONG TUNG & PARTNERS LIMITED ARCHITECTS & PLANNERS

STRUCTURAL ENGINEER :
SWW SYW & ASSOCIATES LTD. 邵賢偉建築工程師

MAIN CONTRACTOR :
HIEN LEE ENGINEERING CO., LTD. 美特鋁質有限公司

MIDI ALUMINIUM FABRICATOR LTD.
Units 6-8, Sunray Industrial Centre, 1/F
610 Cha Kwo Ling Road, Kowloon
Tel:23489211-4 Fax:(852)2727666

JOB NO. : J-861

PROJECT :
PROPOSED RESIDENTIAL DEVELOPMENT AT NOS. 3-6 GLENEALY, CENTRAL, HONG KONG

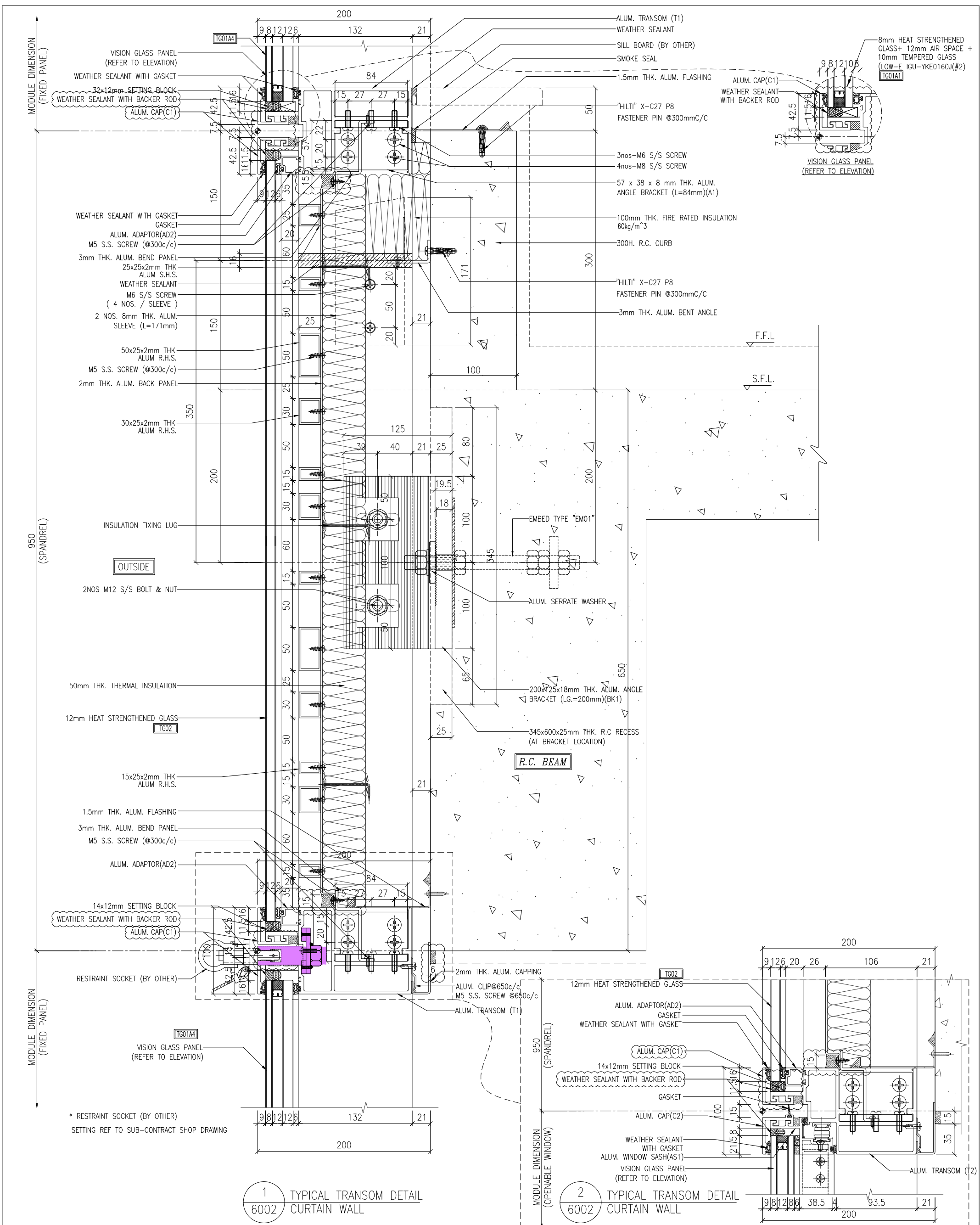
TITLE :
TYPICAL MULLION DETAIL FOR CURTAIN WALL

DATE : 18-Jun.-24 SCALE : 1:2 (A1)

DRAWN BY : Asing CHECKED BY :

DWG NO. : J861-SD-CW-5020 REV. : -

WONG TUNG & PARTNERS LTD.	
APPROVED	
APPROVED AS NOTED	
APPROVED AS NOTED & RESUBMIT	
RESUBMIT	
NO COMMENT	
REFER OTHER CONSULTANT'S COMMENTS	
Reviewed for compliance with the design intent. Comments made shall apply to all similar conditions & details, not just the ones cited. The approval shall not be construed as relieving the contractor for compliance with the contract documents & requirements.	
Reviewed By	Date



1 TYPICAL TRANSOM DETAIL
6002 CURTAIN WALL

2 TYPICAL TRANSOM DETAIL
6002 CURTAIN WALL

* RESTRAINT SOCKET (BY OTHER)
SETTING REF TO SUB-CONTRACT SHOP DRAWING

- NOTE:
1. ALL DIMENSIONS ARE IN mm.
 2. ALL ELEVATIONS ARE VIEWED FROM OUTSIDE.
 3. ALL DIMENSIONS TO BE VERIFIED ON SITE BEFORE FABRICATION.
- LEGEND:
- (X) DETAIL MARK NO.
 - (X00) REFER SHEET NO.
1. F.F.L. --- FINISHED FLOOR LEVEL
 2. S.F.L. --- STRUCTURAL FLOOR LEVEL
 3. (R) --- REVERSED DETAIL

NO.	DATE	REVISION	BY
B	18/10/2024	GENERAL REVISED	
A	20/9/2024	GENERAL REVISED	

CLIENT: MILLION BASE PROPERTIES LIMITED

ARCHITECT: WONG TUNG & PARTNERS LIMITED

STRUCTURAL ENGINEER: SYW & ASSOCIATES LTD.

MAIN CONTRACTOR: 顯利工程有限公司
HIEN LEE ENGINEERING CO., LTD.

PROJECT: PROPOSED RESIDENTIAL DEVELOPMENT AT NOS. 3-6 GENEALY, CENTRAL, HONG KONG

JOB NO.: J-861

DATE: 18-Jun-24 SCALE: 1:2 (A1)

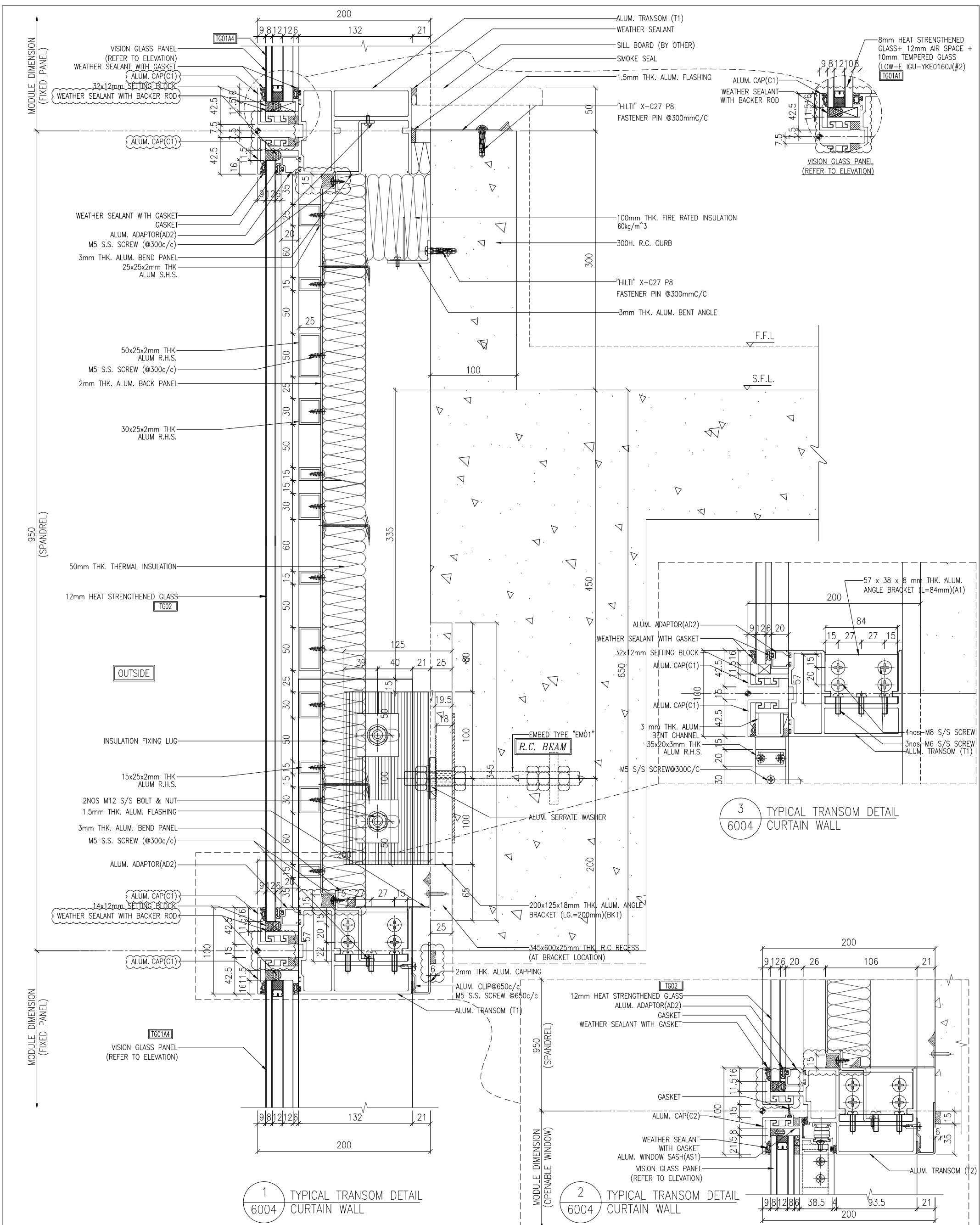
DRAWN BY: asing CHECKED BY:

DWG NO.: J861-SD-CW-6002 REV: B

TITLE: TYPICAL TRANSOM DETAIL FOR CURTAIN WALL

APPROVED	APPROVED AS NOTED	APPROVED AS NOTED & RESUBMIT	RESUBMIT	NO COMMENT	REFER OTHER CONSULTANT'S COMMENTS
WONG TUNG & PARTNERS LTD.					

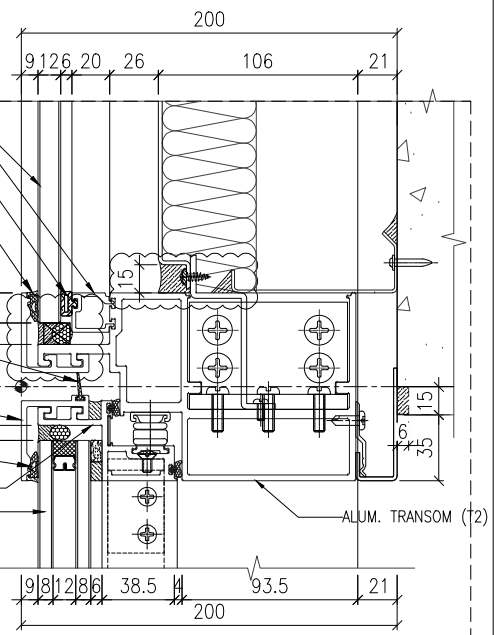
Reviewed By: _____ Date: _____



1 TYPICAL TRANSOM DETAIL
6004 CURTAIN WALL

2 TYPICAL TRANSOM DETAIL
6004 CURTAIN WALL

3 TYPICAL TRANSOM DETAIL
6004 CURTAIN WALL



WONG TUNG & PARTNERS LTD.	APPROVED
APPROVED AS NOTED	
APPROVED AS NOTED & RESUBMIT	
RESUBMIT	
NO COMMENT	
REFER OTHER CONSULTANT'S COMMENTS	
Reviewed for compliance with the design intent. Comments made shall apply to all similar conditions & details, not just the one detail. The contractor shall not be continued as retaining the contractor for compliance with the contract documents & requirements.	
Reviewed By	Date

DWG NO. : J861-SD-CW-6004	REV. : B
DRAWN BY : asing	CHECKED BY :
DATE : 18-Jun-24	SCALE : 1:2 (A1)

TITLE :
TYPICAL TRANSOM DETAIL
FOR CURTAIN WALL

PROJECT :
PROPOSED RESIDENTIAL
DEVELOPMENT AT NOS. 3-6
GENERALY, CENTRAL, HONG KONG

JOB NO. :
J-861

MAIN CONTRACTOR :
顯利工程有限公司
HIEN LEE ENGINEERING CO., LTD.

UNITED ALUMINIUM FABRICATOR LTD.
MIDI 美特鋁質有限公司
610 Chee Kwo Ling Road, Kowloon
Tel: 23489211-4 Fax: (852) 27272666

STRUCTURAL ENGINEER :
SYW & ASSOCIATES LTD.
SYW 許實業建築工程

ARCHITECT :
WONG TUNG & PARTNERS LIMITED
ARCHITECTS & PLANNERS

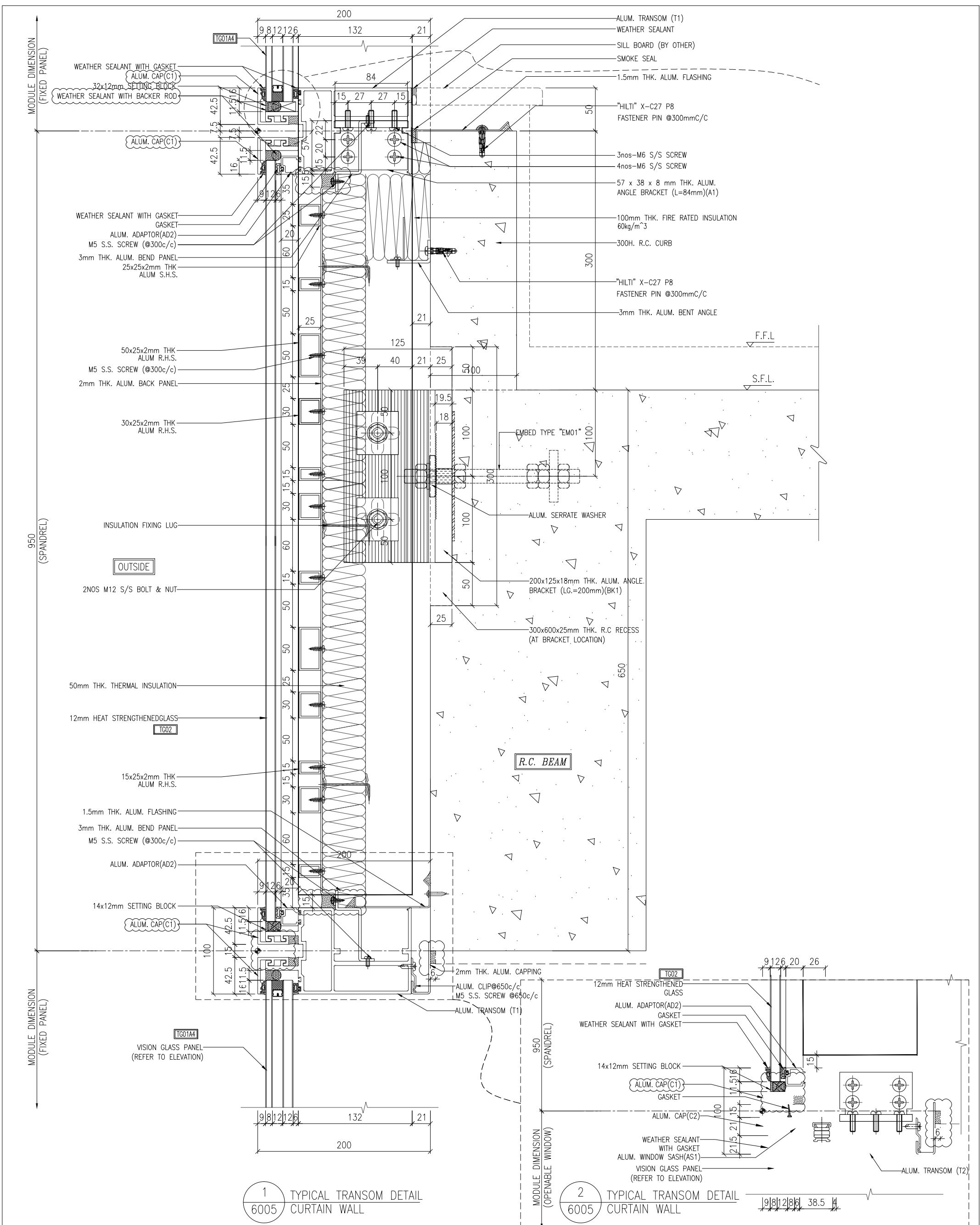
CLIENT :
MILLION BASE PROPERTIES LIMITED

NO.	DATE	REVISION
B	18/10/2024	GENERAL REVISED
A	20/9/2024	GENERAL REVISED

NOTE :
1. ALL DIMENSIONS ARE IN mm.
2. ALL ELEVATIONS ARE VIEWED FROM OUTSIDE.
3. ALL DIMENSIONS TO BE VERIFIED ON SITE BEFORE FABRICATION.

LEGEND :
⊗ -- DETAIL MARK NO.
⊗ -- REFER SHEET NO.

1. F.F.L. -- FINISHED FLOOR LEVEL
2. S.F.L. -- STRUCTURAL FLOOR LEVEL
3. Ⓡ -- REVERSED DETAIL



1 TYPICAL TRANSOM DETAIL CURTAIN WALL 6005

2 TYPICAL TRANSOM DETAIL CURTAIN WALL 6005

- NOTE:
1. ALL DIMENSIONS ARE IN mm.
 2. ALL ELEVATIONS ARE VIEWED FROM OUTSIDE.
 3. ALL DIMENSIONS TO BE VERIFIED ON SITE BEFORE FABRICATION.
- LEGEND:
- (X) DETAIL MARK NO.
 - (X00) REFER SHEET NO.
1. F.F.L. --- FINISHED FLOOR LEVEL
 2. S.F.L. --- STRUCTURAL FLOOR LEVEL
 3. (R) --- REVERSED DETAIL

CLIENT: MILLION BASE PROPERTIES LIMITED

NO.	DATE	REVISION	BY
B	18/10/2024	GENERAL REVISED	
A	20/9/2024	GENERAL REVISED	

ARCHITECT: WONG TUNG & PARTNERS LIMITED
 STRUCTURAL ENGINEER: SYW & ASSOCIATES LTD.
 MAIN CONTRACTOR: 顯利工程有限公司
 HIEN LEE ENGINEERING CO., LTD.

PROJECT: PROPOSED RESIDENTIAL DEVELOPMENT AT NOS. 3-6 GENEALY, CENTRAL, HONG KONG

JOB NO.: J-861

DATE: 18-Jun-24 SCALE: 1:2 (A1)

DRAWN BY: asing CHECKED BY:

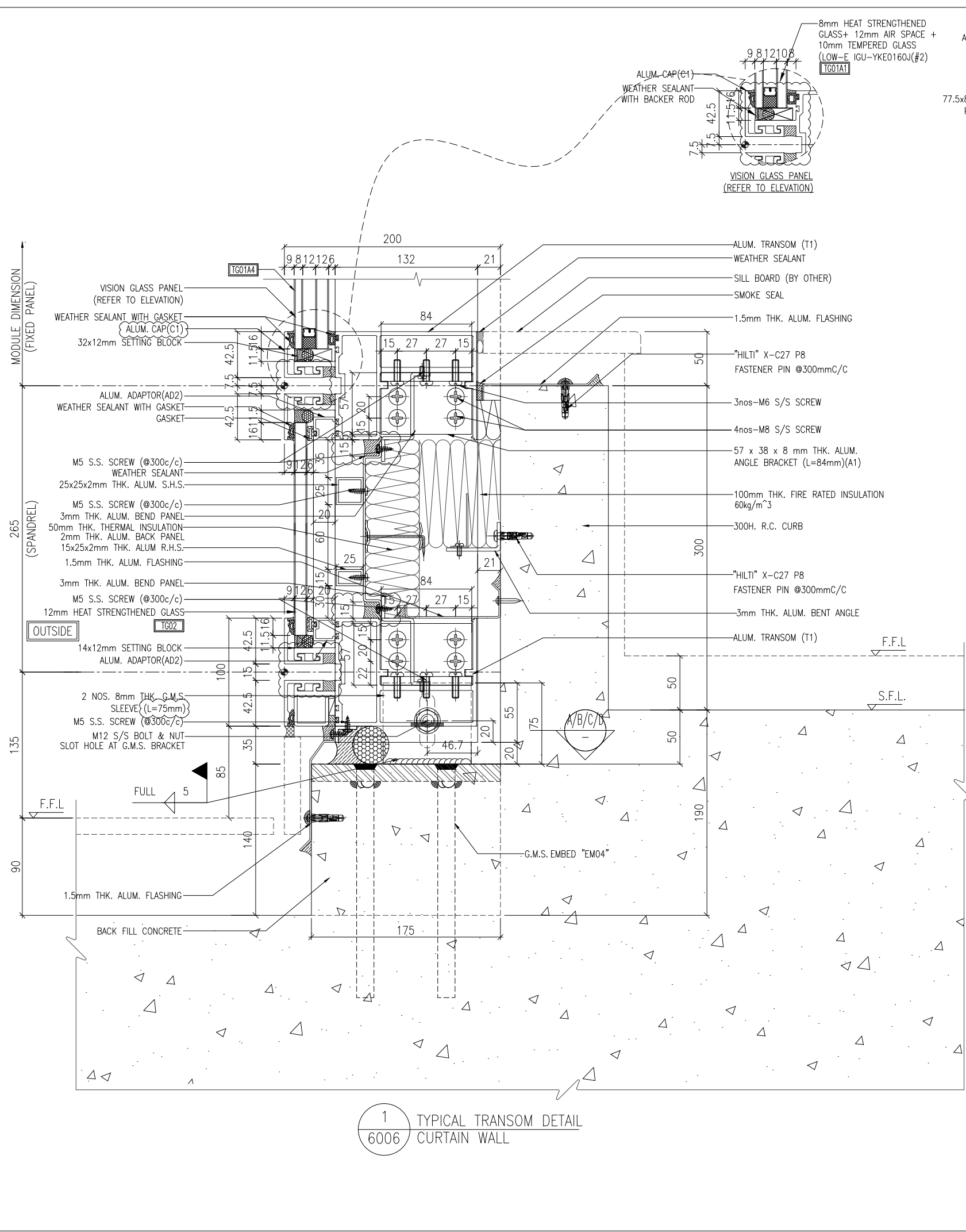
DWG NO.: J861-SD-CW-6005 REV: B

TITLE: TYPICAL TRANSOM DETAIL FOR CURTAIN WALL

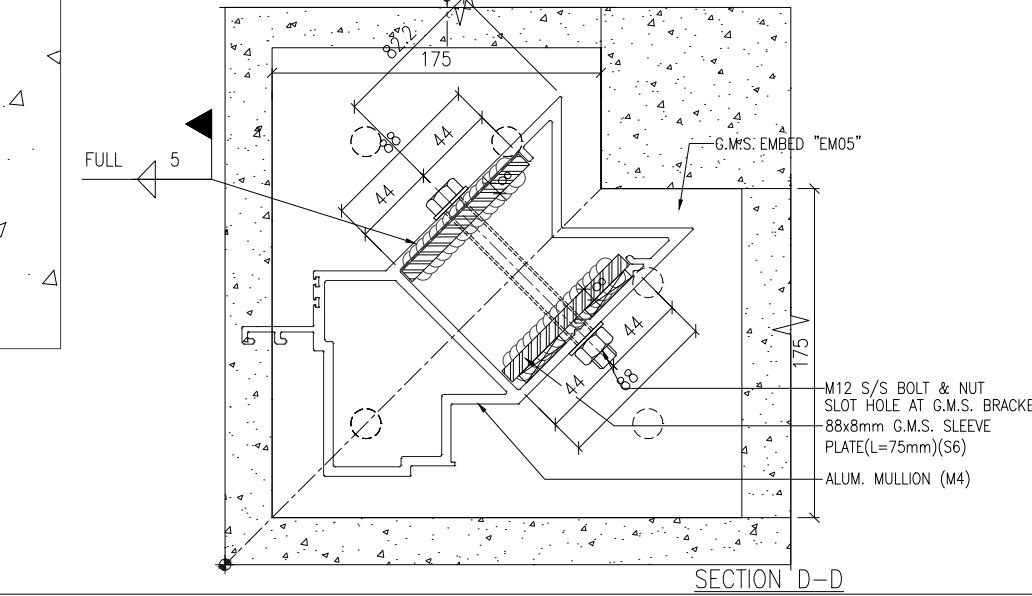
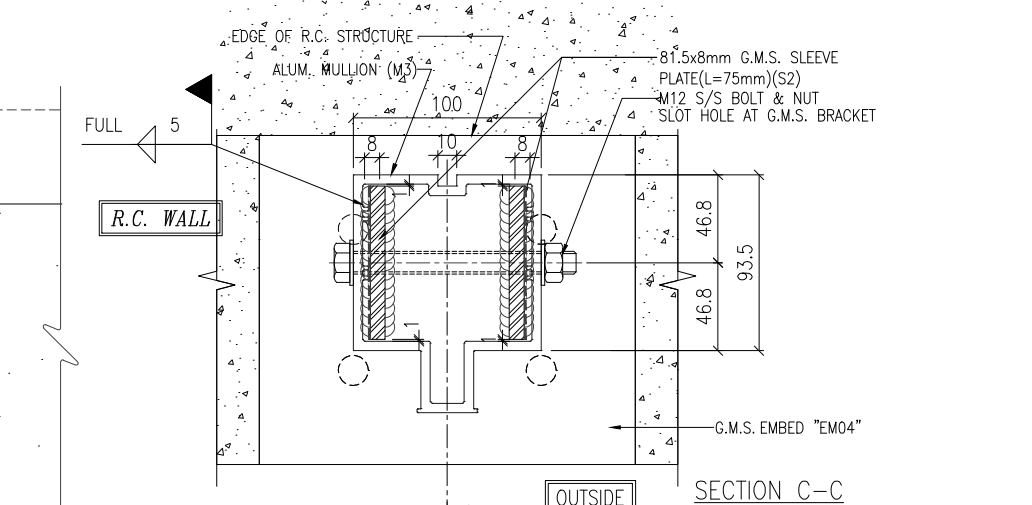
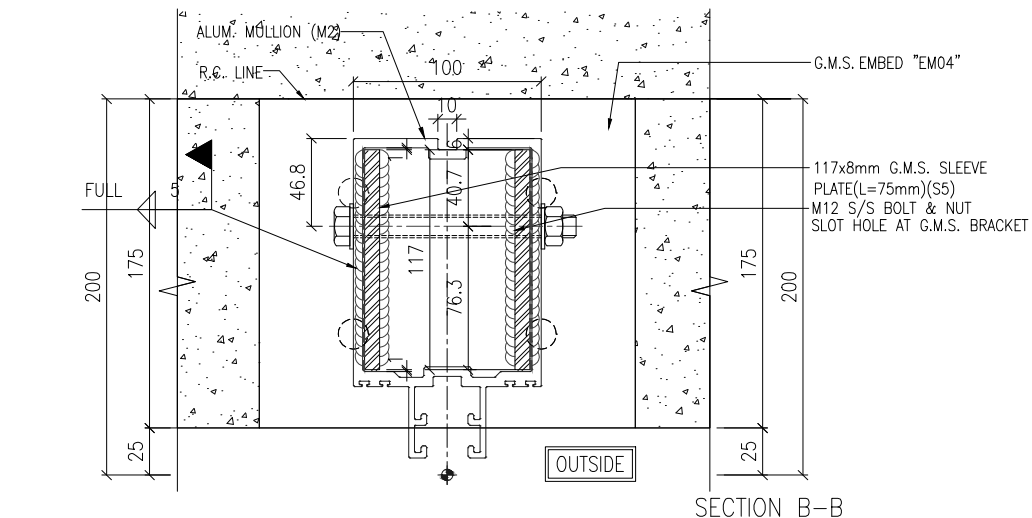
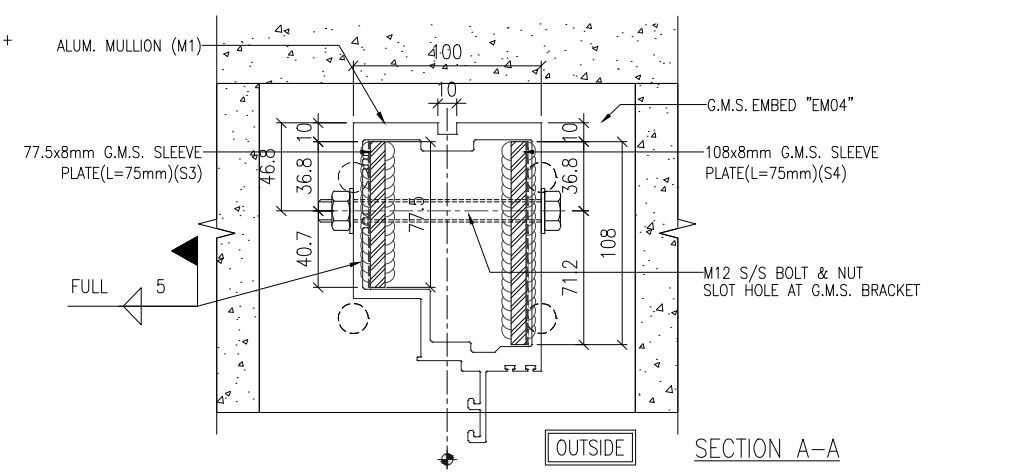
WONG TUNG & PARTNERS LTD.	APPROVED
	APPROVED AS NOTED
	APPROVED AS NOTED & RESUBMIT
	RESUBMIT
	NO COMMENT

Refer for compliance with the design intent. Comments made shall apply to all similar conditions & details, not just the one detail. It shall not be construed as relieving the contractor of compliance with the contract documents & requirements.

Reviewed By: _____ Date: _____



1 TYPICAL TRANSOM DETAIL
6006 CURTAIN WALL



NOTE :
 1. ALL DIMENSIONS ARE IN mm.
 2. ALL ELEVATIONS ARE VIEWED FROM OUTSIDE.
 3. ALL DIMENSIONS TO BE VERIFIED ON SITE BEFORE FABRICATION.

LEGEND :
 (X1) --- DETAIL MARK NO.
 (X001) --- REFER SHEET NO.

1. F.F.L. --- FINISHED FLOOR LEVEL
 2. S.F.L. --- STRUCTURAL FLOOR LEVEL
 3. (R) --- REVERSED DETAIL

B	18/10/2024	GENERAL REVISED	
A	20/9/2024	GENERAL REVISED	
NO.	DATE	REVISED	BY

CLIENT :
MILLION BASE PROPERTIES LIMITED

ARCHITECT :
WONG TUNG & PARTNERS LIMITED
 ARCHITECTS & PLANNERS

STRUCTURAL ENGINEER :
SYW & ASSOCIATES LTD.
 邵賢偉建築工程師

MAIN CONTRACTOR :
HIEN LEE ENGINEERING CO., LTD.
 美特鋁質有限公司
MIDI ALUMINIUM FABRICATOR LTD.
 Units 6-8, Sunray Industrial Centre, 1/F
 610 Cha Kwo Ling Road, Kowloon
 Tel: 23489211-4 Fax: (852) 2727666

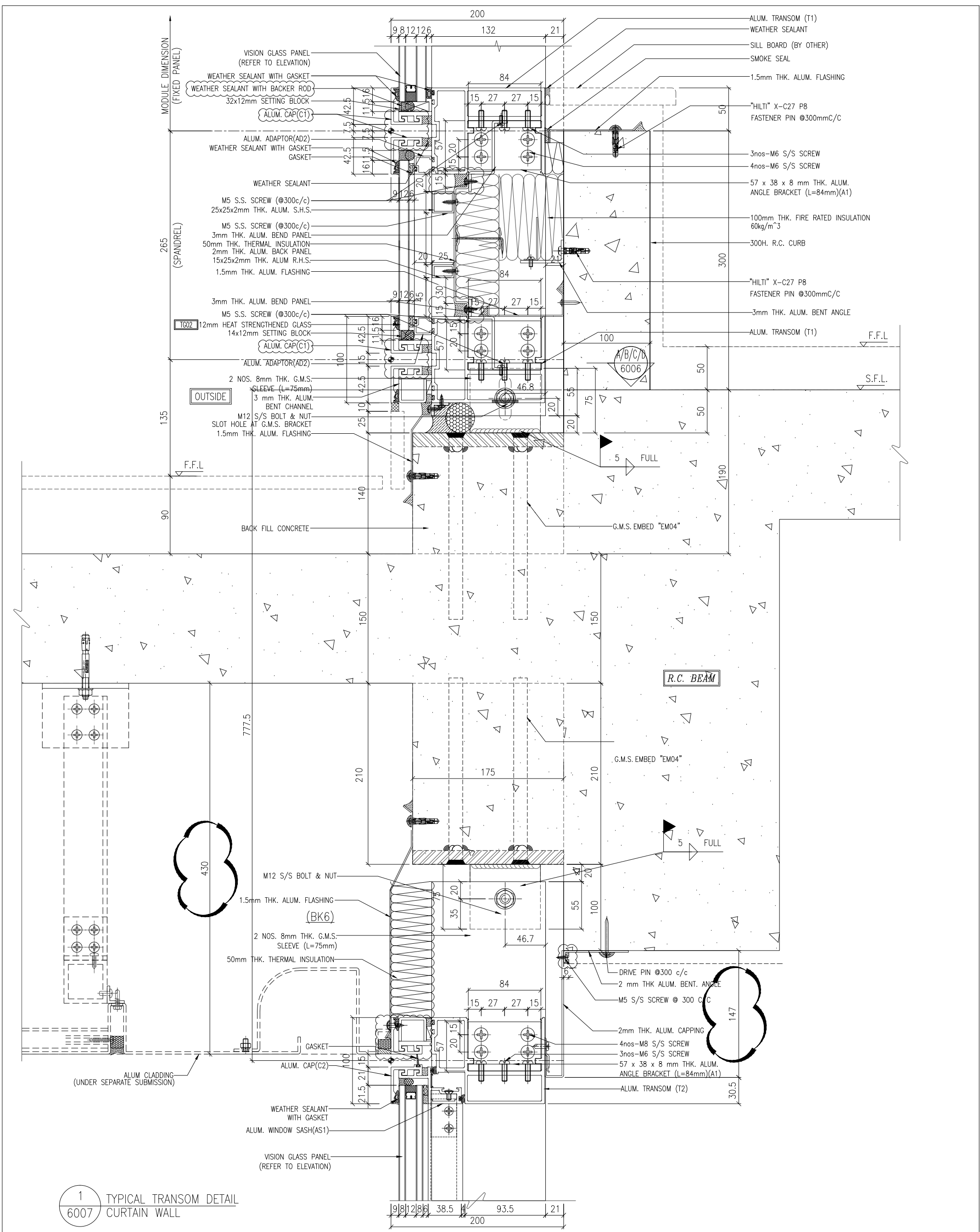
JOB NO. : J-861

PROJECT :
 PROPOSED RESIDENTIAL
 DEVELOPMENT AT NOS. 3-6
 GLENEALY, CENTRAL, HONG KONG

TITLE :
 TYPICAL TRANSOM DETAIL
 FOR CURTAIN WALL

DATE : 18-Jun.-24 SCALE : 1:2 (A1)
 DRAWN BY : Asing CHECKED BY :
 DWG NO. : J861-SD-CW-6006 REV. : B

WONG TUNG & PARTNERS LTD.	
APPROVED	
APPROVED AS NOTED	
APPROVED AS NOTED & RESUBMIT	
RESUBMIT	
NO COMMENT	
REFER OTHER CONSULTANT'S COMMENTS	
Reviewed for compliance with the design intent. Comments made shall apply to all similar conditions & details, not just the ones cited. The approval shall not be construed as relieving the contractor for compliance with the contract documents & requirements.	
Reviewed By	Date
()	()



1 TYPICAL TRANSOM DETAIL
6007 CURTAIN WALL

WONG TUNG & PARTNERS LTD.	APPROVED
APPROVED AS NOTED	
APPROVED AS NOTED & RESUBMIT	
RESUBMIT	
NO COMMENT	
REFER OTHER CONSULTANT'S COMMENTS	
Refer for compliance with the design intent. Comments made shall apply to all similar conditions & details, and just the contractor for compliance with the contract documents & requirements.	
Reviewed By	Date

DATE : 18-Jun-24	SCALE : 1:2 (A1)
DRAWN BY : asing	CHECKED BY :
DWG NO. : J861-SD-CW-6007	REV. : B

TITLE :
TYPICAL TRANSOM DETAIL
FOR CURTAIN WALL

PROJECT :
PROPOSED RESIDENTIAL
DEVELOPMENT AT NOS. 3-6
GENEALY, CENTRAL, HONG KONG

JOB NO. :
J-861

UNITS 6-8, Sunray Industrial Centre, 1/F
610 Chee Kwo Ling Road, Kowloon
Tel: 23489211-4 Fax: (852) 2727666

MAIN CONTRACTOR :
顯利工程有限公司
HEN LEE ENGINEERING CO., LTD.

STRUCTURAL ENGINEER :
SYW & ASSOCIATES LTD.
ARCHITECTS & PLANNERS

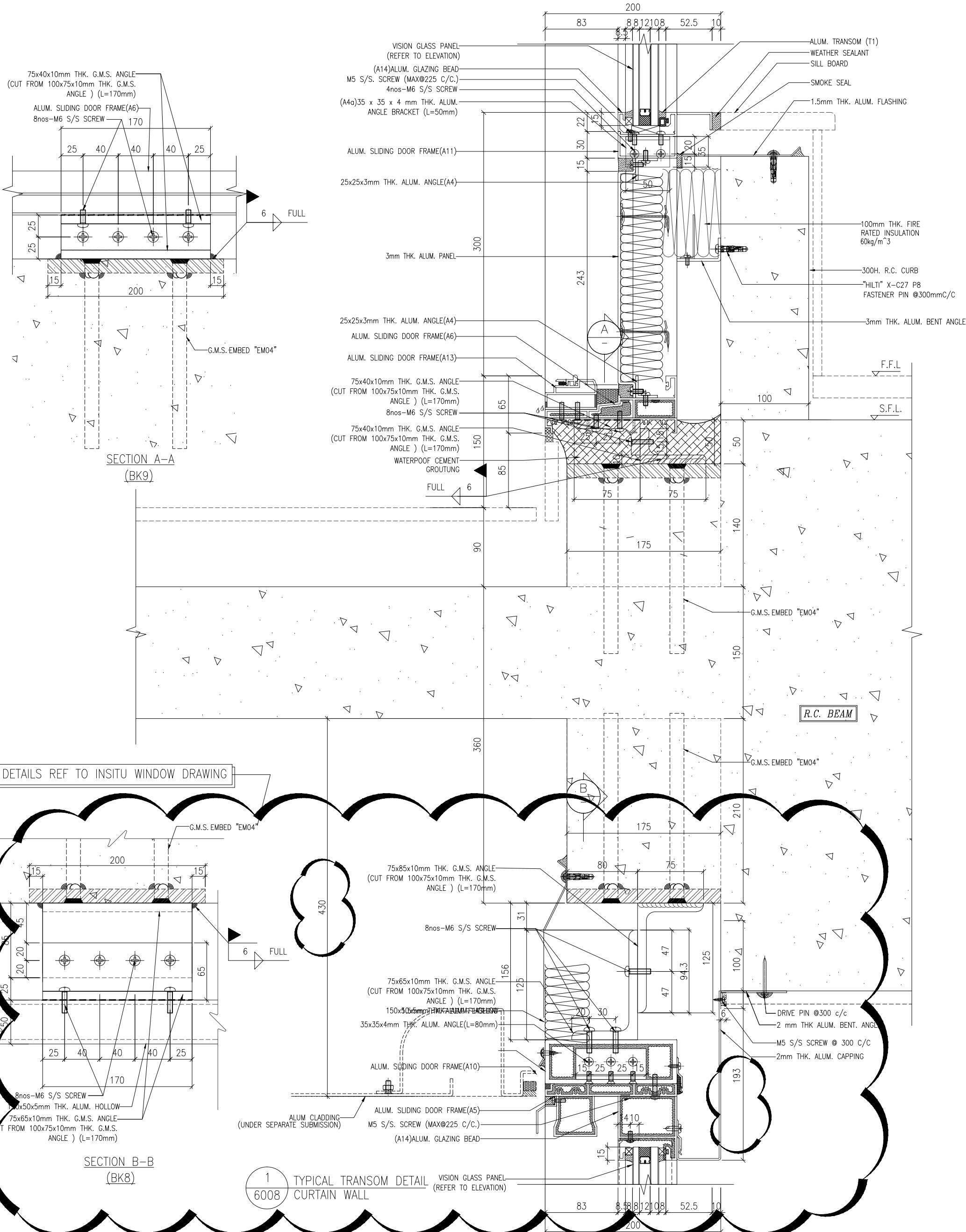
ARCHITECT :
WONG TUNG & PARTNERS LIMITED
ARCHITECTS & PLANNERS

CLIENT :
MILLION BASE PROPERTIES LIMITED

NO.	DATE	REVISION
B	18/10/2024	GENERAL REVISED
A	20/9/2024	GENERAL REVISED

NOTE:
1. ALL DIMENSIONS ARE IN mm.
2. ALL ELEVATIONS ARE VIEWED FROM OUTSIDE.
3. ALL DIMENSIONS TO BE VERIFIED ON SITE BEFORE FABRICATION.

LEGEND:
 (X) DETAIL MARK NO.
 (XXX) REFER SHEET NO.
 1. F.F.L. --- FINISHED FLOOR LEVEL
 2. S.F.L. --- STRUCTURAL FLOOR LEVEL
 3. (R) --- REVERSED DETAIL



DETAILS REF TO INSITU WINDOW DRAWING

SECTION B-B
(BK8)

SECTION A-A
(BK9)

1
6008 TYPICAL TRANSOM DETAIL
CURTAIN WALL

WONG TUNG & PARTNERS LTD.	APPROVED
APPROVED AS NOTED	
APPROVED AS NOTED & RESUBMIT	
RESUBMIT	
NO COMMENT	
REFER OTHER CONSULTANT'S COMMENTS	
Reviewed for compliance with the design intent. Comments made shall apply to all similar conditions & details, and just the contractor for compliance with the contract documents & requirements.	
Reviewed By	Date

DATE : 18-Jun-24	SCALE : 1:2 (A1)
DRAWN BY : asing	CHECKED BY :
DWG NO. : J861-SD-CW-6008	REV. : B

TITLE :
TYPICAL TRANSOM DETAIL
FOR CURTAIN WALL

PROJECT :
PROPOSED RESIDENTIAL
DEVELOPMENT AT NOS. 3-6
GENEALY, CENTRAL, HONG KONG

JOB NO. :
J-861

MAIN CONTRACTOR :
顯利工程有限公司
HIEN LEE ENGINEERING CO., LTD.

STRUCTURAL ENGINEER :
SYW & ASSOCIATES LTD.
SYW 許寶璋建築工程師

ARCHITECT :
WONG TUNG & PARTNERS LIMITED
ARCHITECTS & PLANNERS

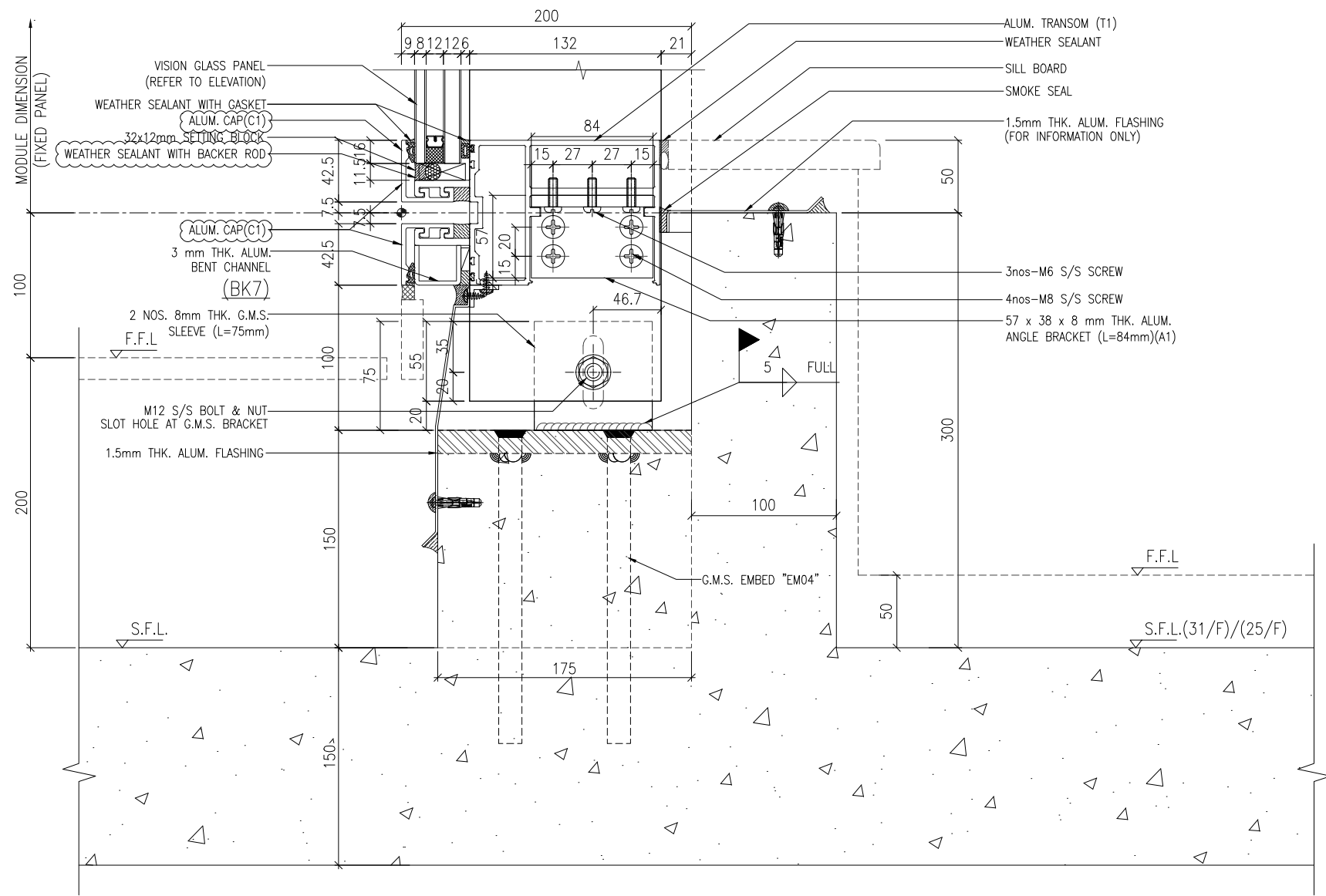
CLIENT :
MILLION BASE PROPERTIES LIMITED

B	18/10/2024	GENERAL REVISED
A	20/9/2024	GENERAL REVISED
NO.	DATE	REVISION

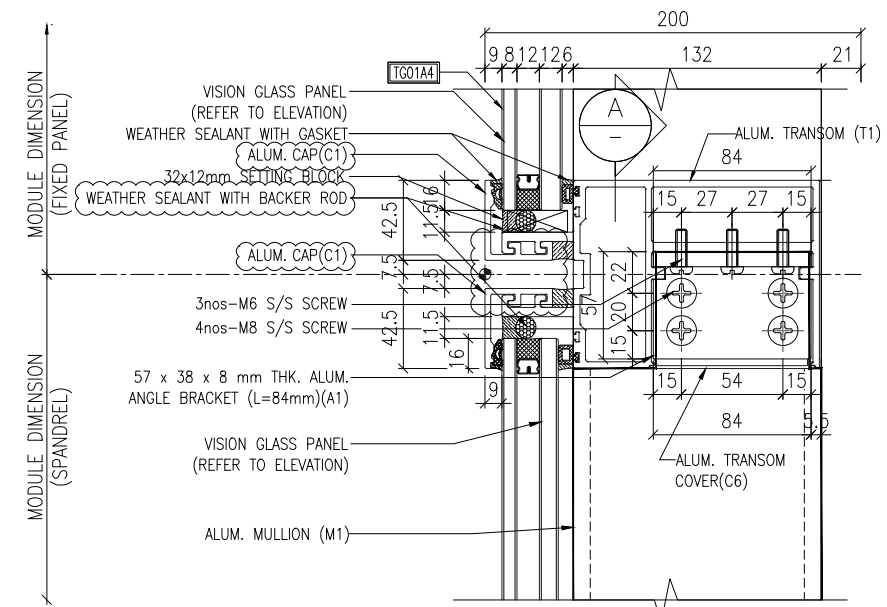
NOTE :
1. ALL DIMENSIONS ARE IN mm.
2. ALL ELEVATIONS ARE VIEWED FROM OUTSIDE.
3. ALL DIMENSIONS TO BE VERIFIED ON SITE BEFORE FABRICATION.

LEGEND :
 (X) --- DETAIL MARK NO.
 (X00) --- REFER SHEET NO.

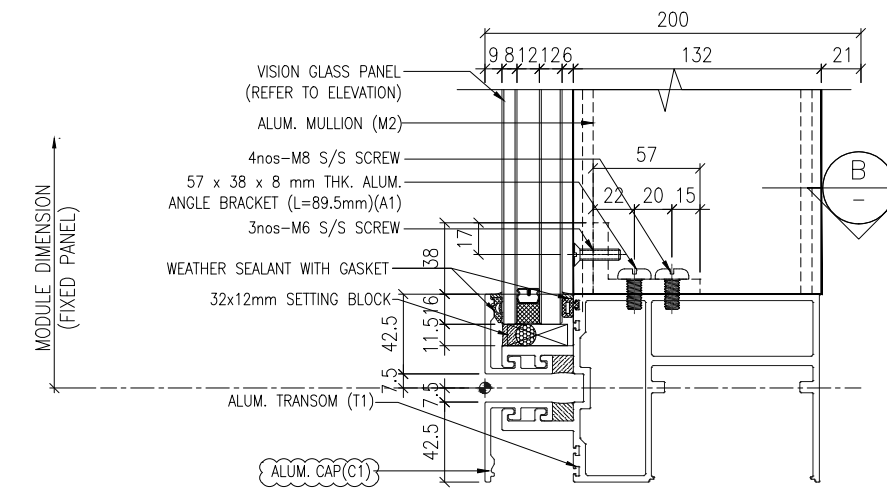
1. F.F.L. --- FINISHED FLOOR LEVEL
 2. S.F.L. --- STRUCTURAL FLOOR LEVEL
 3. (R) --- REVERSED DETAIL



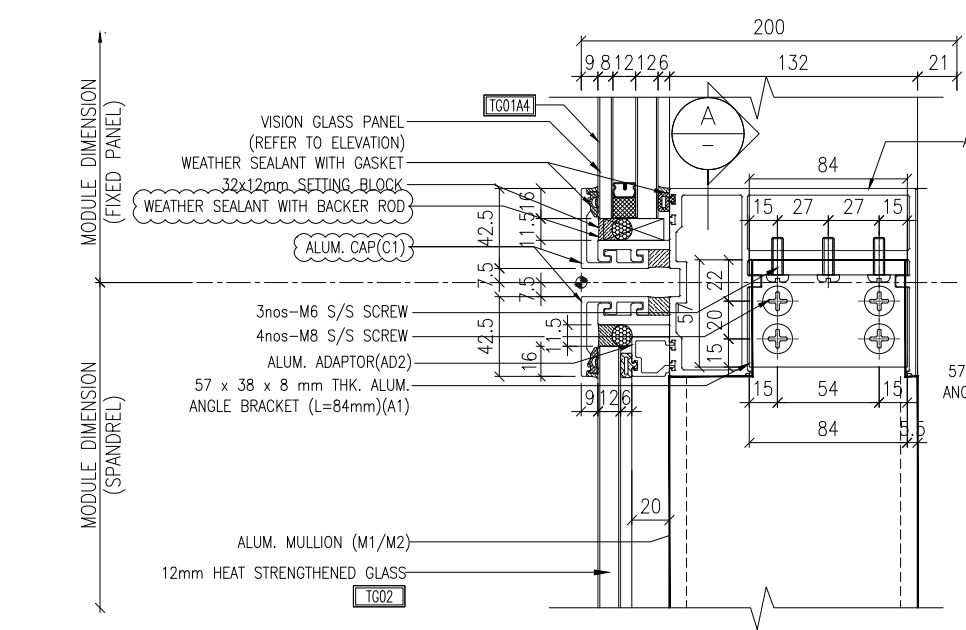
1 TYPICAL TRANSOM DETAIL
6009 CURTAIN WALL



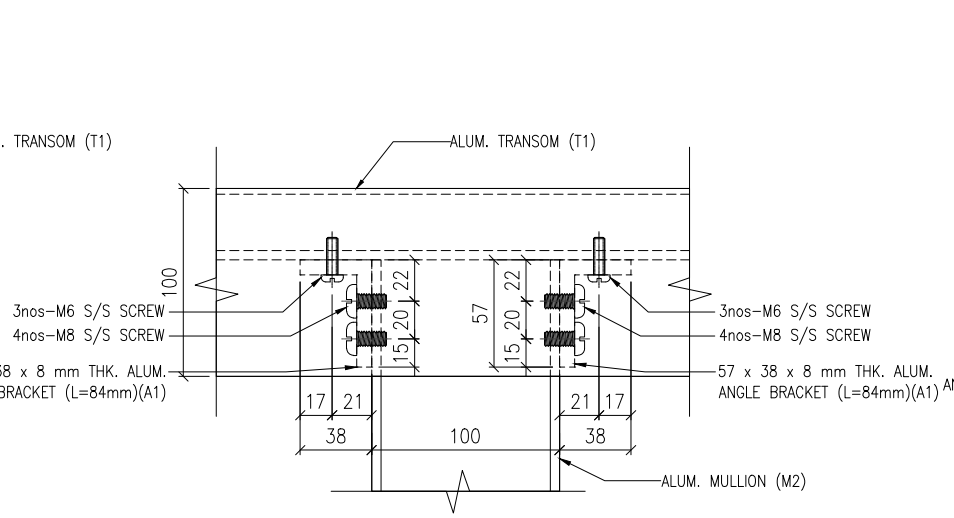
3 TYPICAL TRANSOM DETAIL
6009 CURTAIN WALL



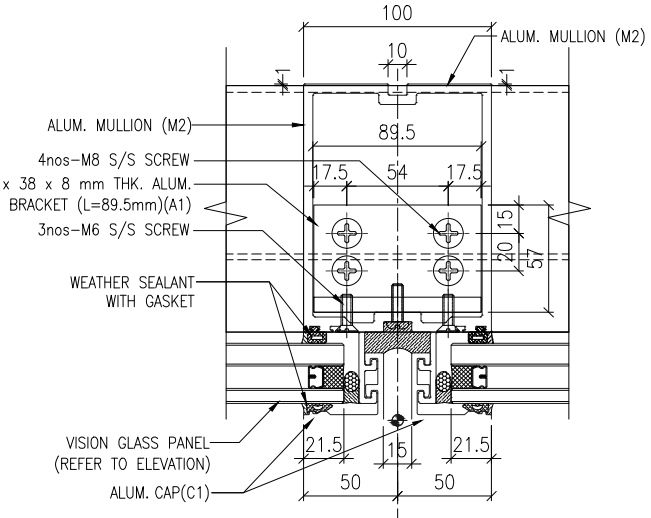
4 TYPICAL TRANSOM DETAIL
6009 CURTAIN WALL



2 TYPICAL TRANSOM DETAIL
6009 CURTAIN WALL



SECTION A-A



SECTION B-B

NOTE :
1. ALL DIMENSIONS ARE IN mm.
2. ALL ELEVATIONS ARE VIEWED FROM OUTSIDE.
3. ALL DIMENSIONS TO BE VERIFIED ON SITE BEFORE FABRICATION.

LEGEND :
X1 --- DETAIL MARK NO.
X001 --- REFER SHEET NO.

1. F.F.L. --- FINISHED FLOOR LEVEL
2. S.F.L. --- STRUCTURAL FLOOR LEVEL
3. (R) --- REVERSED DETAIL

B	18/10/2024	GENERAL REVISED	
A	20/9/2024	GENERAL REVISED	
NO.	DATE	REVISED	BY

CLIENT :
MILLION BASE PROPERTIES LIMITED

ARCHITECT :
WONG TUNG & PARTNERS LIMITED
ARCHITECTS & PLANNERS

STRUCTURAL ENGINEER :
SYW & ASSOCIATES LTD.
SYW 邵賢偉建築工程師

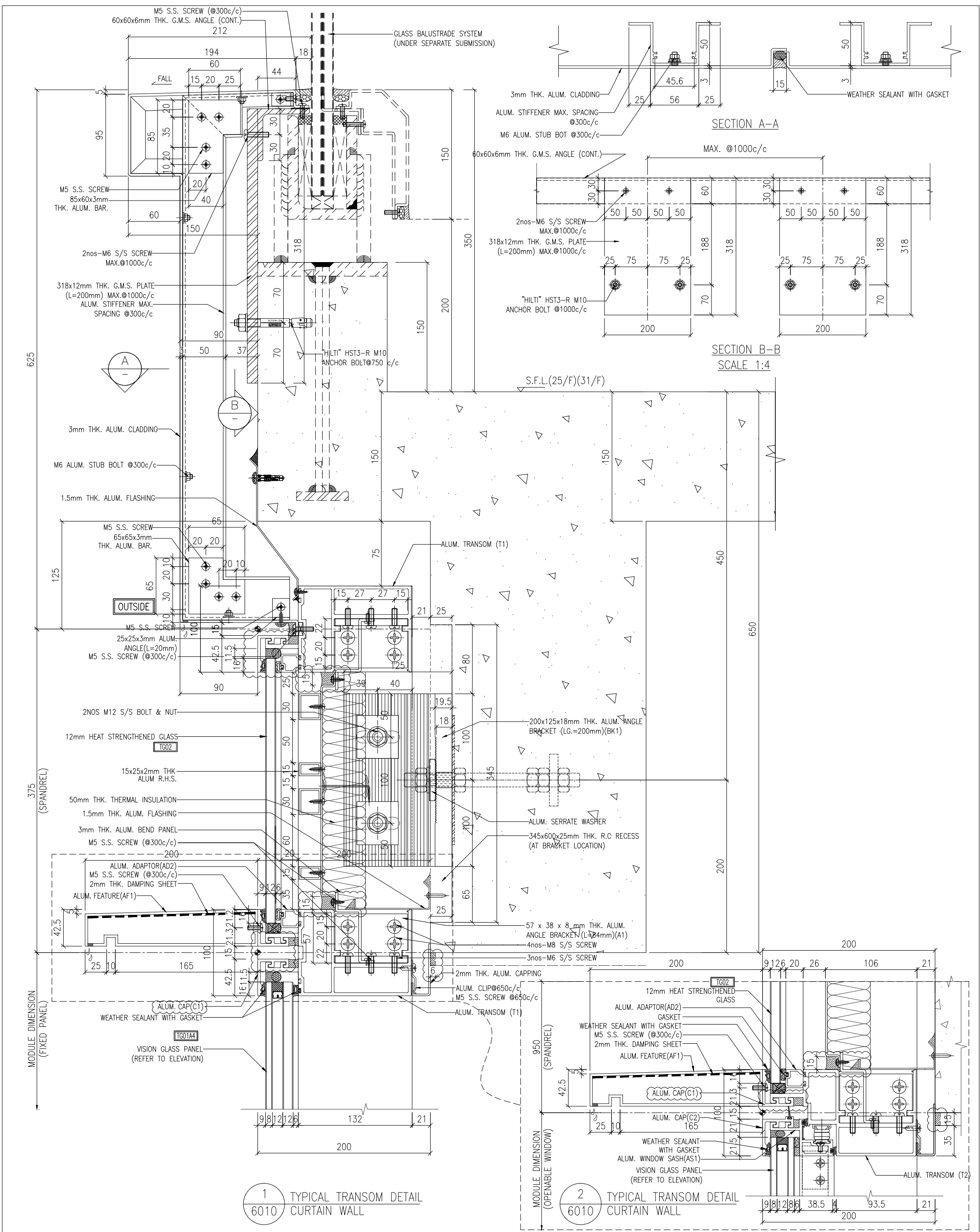
MAIN CONTRACTOR :
HIEN LEE ENGINEERING CO., LTD.
美特鋁質有限公司
MIDI ALUMINIUM FABRICATOR LTD.
Units 6-8, Sunray Industrial Centre, 1/F
610 Cha Kwo Ling Road, Kowloon
Tel:23489211-4 Fax:(852)2727666

JOB NO. : J-861
PROJECT : PROPOSED RESIDENTIAL DEVELOPMENT AT NOS. 3-6 GLENEALY, CENTRAL, HONG KONG

TITLE : TYPICAL TRANSOM DETAIL FOR CURTAIN WALL

DATE : 18-Jun.-24 SCALE : 1:2 (A1)
DRAWN BY : Asing CHECKED BY :
DWG NO. : J861-SD-CW-6009 REV. : B

WONG TUNG & PARTNERS LTD.	
APPROVED	
APPROVED AS NOTED	
APPROVED AS NOTED & RESUBMIT	
RESUBMIT	
NO COMMENT	
REFER OTHER CONSULTANT'S COMMENTS	
Reviewed for compliance with the design intent. Comments made shall apply to all similar conditions & details, not just the ones cited. The approval shall not be construed as relieving the contractor for compliance with the contract documents & requirements.	
Reviewed By	Date

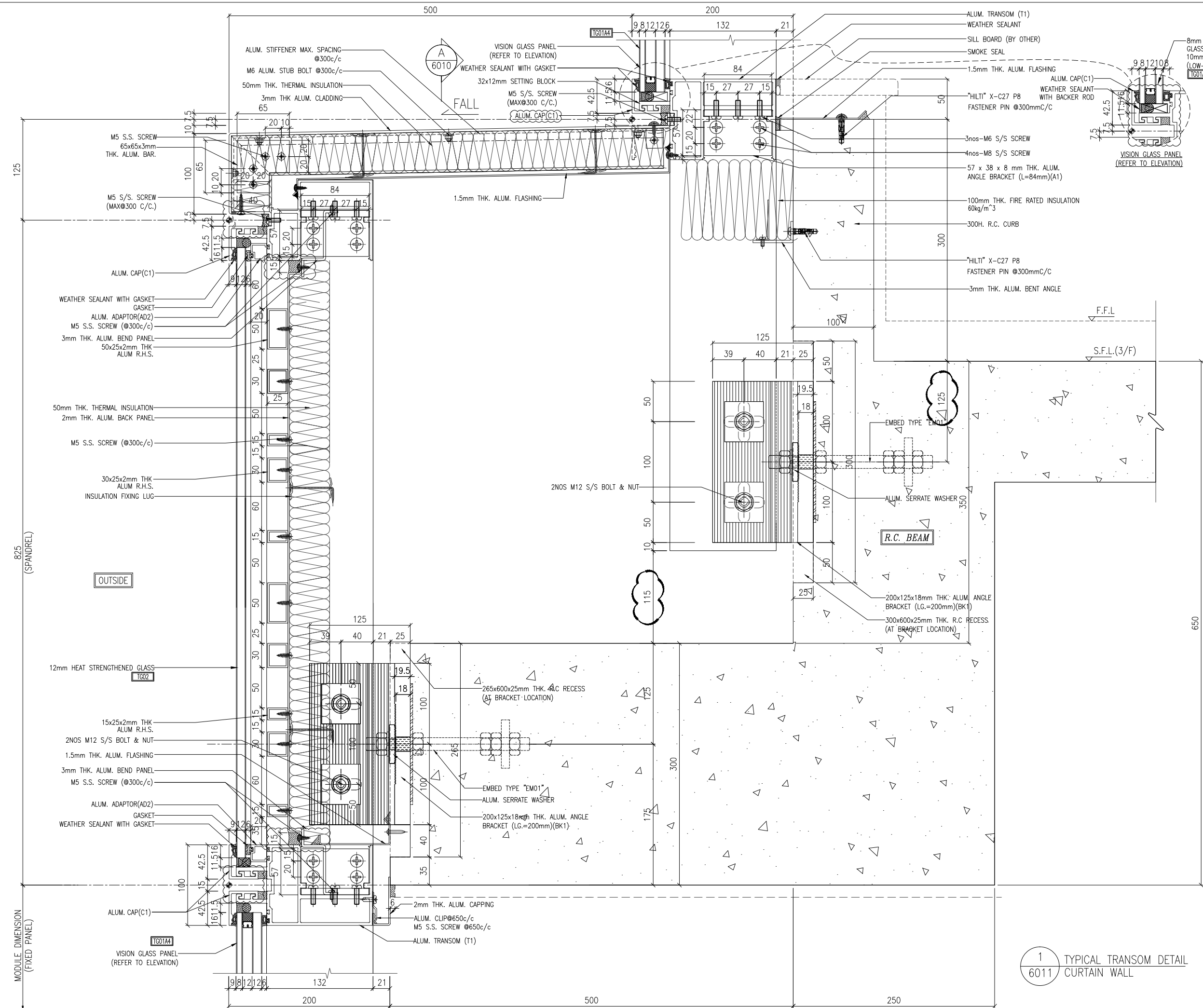


1 TYPICAL TRANSOM DETAIL
6010 CURTAIN WALL

2 TYPICAL TRANSOM DETAIL
6010 CURTAIN WALL

<p>NOTE:</p> <ol style="list-style-type: none"> 1. ALL DIMENSIONS ARE IN mm. 2. ALL ELEVATIONS ARE VIEWED FROM OUTSIDE. 3. ALL DIMENSIONS TO BE VERIFIED ON SITE BEFORE FABRICATION. <p>LEGEND:</p> <p>(X) DETAIL MARK NO. (X00) REFER SHEET NO.</p> <p>1. F.F.L. --- FINISHED FLOOR LEVEL 2. S.F.L. --- STRUCTURAL FLOOR LEVEL 3. (R) --- REVERSED DETAIL</p>		<p>CLIENT: MILLION BASE PROPERTIES LIMITED</p> <p>ARCHITECT: WONG TUNG & PARTNERS LIMITED</p> <p>STRUCTURAL ENGINEER: SYW & ASSOCIATES LTD.</p> <p>MAIN CONTRACTOR: 顯利工程有限公司 HIEN LEE ENGINEERING CO., LTD.</p> <p>PROJECT: PROPOSED RESIDENTIAL DEVELOPMENT AT NOS. 3-6 GENEALY, CENTRAL, HONG KONG</p> <p>JOB NO.: J-861</p> <p>DATE: 18-Jun-24 SCALE: 1:2 (A1)</p> <p>DRAWN BY: asing CHECKED BY: [] DWG NO.: J861-SD-CW-6010 REV: B</p>	<p>WONG TUNG & PARTNERS LTD. APPROVED APPROVED AS NOTED APPROVED AS NOTED & RESUBMIT RESUBMIT NO COMMENT REFER OTHER CONSULTANT'S COMMENTS Refer for compliance with the design intent. Comments made shall apply to all similar conditions & details, not just the one noted. It shall not be construed as relieving the contractor of compliance with the contract documents & requirements.</p> <p>Reviewed By: [] Date: []</p>
-------------------------------------------------------------------------------------------------------------------------------------------------------------------------------------------------------------------------------------------------------------------------------------------------------------------------------------------------------------------------------------------------------------	--	--------------------------------------------------------------------------------------------------------------------------------------------------------------------------------------------------------------------------------------------------------------------------------------------------------------------------------------------------------------------------------------------------------------------------------------------------------------------------	--------------------------------------------------------------------------------------------------------------------------------------------------------------------------------------------------------------------------------------------------------------------------------------------------------------------------------------------------------------------------------------------------------------------------------------------------------------------------------------

I:\projects\1816_Submission\1_Shop Drawing\1_Curtain Wall\20250225\1816_CURTAIN WALL SHOPDRAWING 3d SUBMISSION\8-1816 SD-CW-6010-001-001-001.dwg, 02/27/25 15:59:44, DWG To PDF.pc3



NOTE :
 1. ALL DIMENSIONS ARE IN mm.
 2. ALL ELEVATIONS ARE VIEWED FROM OUTSIDE.
 3. ALL DIMENSIONS TO BE VERIFIED ON SITE BEFORE FABRICATION.

LEGEND :
 (X1) --- DETAIL MARK NO.
 (X001) --- REFER SHEET NO.

1. F.F.L. --- FINISHED FLOOR LEVEL
 2. S.F.L. --- STRUCTURAL FLOOR LEVEL
 3. (R) --- REVERSED DETAIL

B	18/10/2024	GENERAL REVISED	
A	20/9/2024	GENERAL REVISED	
NO.	DATE	REVISED	BY

CLIENT :
MILLION BASE PROPERTIES LIMITED

ARCHITECT :
WONG TUNG & PARTNERS LIMITED
 ARCHITECTS & PLANNERS

STRUCTURAL ENGINEER :
SYW & ASSOCIATES LTD.
 邵賢偉建築工程師

MAIN CONTRACTOR :
HIEN LEE ENGINEERING CO., LTD.
美特鋁質有限公司
MIDI ALUMINIUM FABRICATOR LTD.
 Units 6-8, Sunray Industrial Centre, 1/F
 610 Cha Kwo Ling Road, Kowloon
 Tel:23489211-4 Fax:(852)2727666

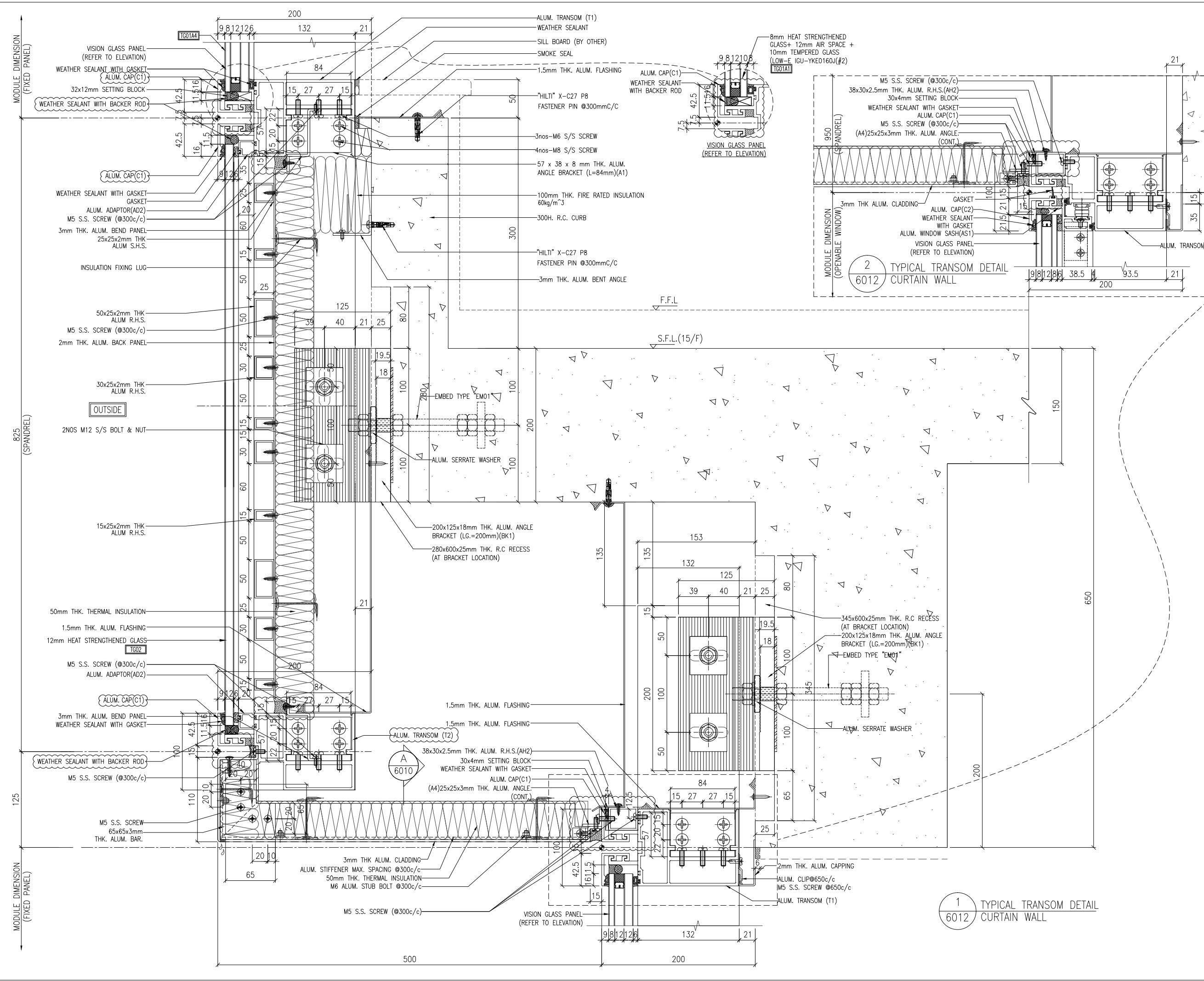
JOB NO. : J-861
 PROJECT : PROPOSED RESIDENTIAL DEVELOPMENT AT NOS. 3-6 GLENEALY, CENTRAL, HONG KONG

TITLE :
 TYPICAL TRANSOM DETAIL FOR CURTAIN WALL

DATE : 18-Jun.-24 SCALE : 1:2 (A1)
 DRAWN BY : Asing CHECKED BY :
 DWG NO. : J861-SD-CW-6011 REV. : B

WONG TUNG & PARTNERS LTD.	
APPROVED	
APPROVED AS NOTED	
APPROVED AS NOTED & RESUBMIT	
RESUBMIT	
NO COMMENT	
REFER OTHER CONSULTANT'S COMMENTS	
Reviewed for compliance with the design intent. Comments made shall apply to all similar conditions & details, not just the ones cited. The approval shall not be construed as relieving the contractor for compliance with the contract documents & requirements.	
Reviewed By	Date

1
 6011 TYPICAL TRANSOM DETAIL FOR CURTAIN WALL



NOTE :
 1. ALL DIMENSIONS ARE IN mm.
 2. ALL ELEVATIONS ARE VIEWED FROM OUTSIDE.
 3. ALL DIMENSIONS TO BE VERIFIED ON SITE BEFORE FABRICATION.

LEGEND :
 (X1) --- DETAIL MARK NO.
 (X001) --- REFER SHEET NO.

1. F.F.L. --- FINISHED FLOOR LEVEL
 2. S.F.L. --- STRUCTURAL FLOOR LEVEL
 3. (R) --- REVERSED DETAIL

B	18/10/2024	GENERAL REVISED	
A	20/9/2024	GENERAL REVISED	
NO.	DATE	REVISED	BY

CLIENT :
MILLION BASE PROPERTIES LIMITED

ARCHITECT :
WONG TUNG & PARTNERS LIMITED
 ARCHITECTS & PLANNERS

STRUCTURAL ENGINEER :
SYW & ASSOCIATES LTD.
 邵賢偉建築工程師

MAIN CONTRACTOR :
HIEN LEE ENGINEERING CO., LTD.
美特鋁質有限公司
MIDI ALUMINIUM FABRICATOR LTD.
 Units 6-8, Sunray Industrial Centre, 1/F
 610 Cha Kwo Ling Road, Kowloon
 Tel:23489211-4 Fax:(852)2727666

JOB NO. : J-861

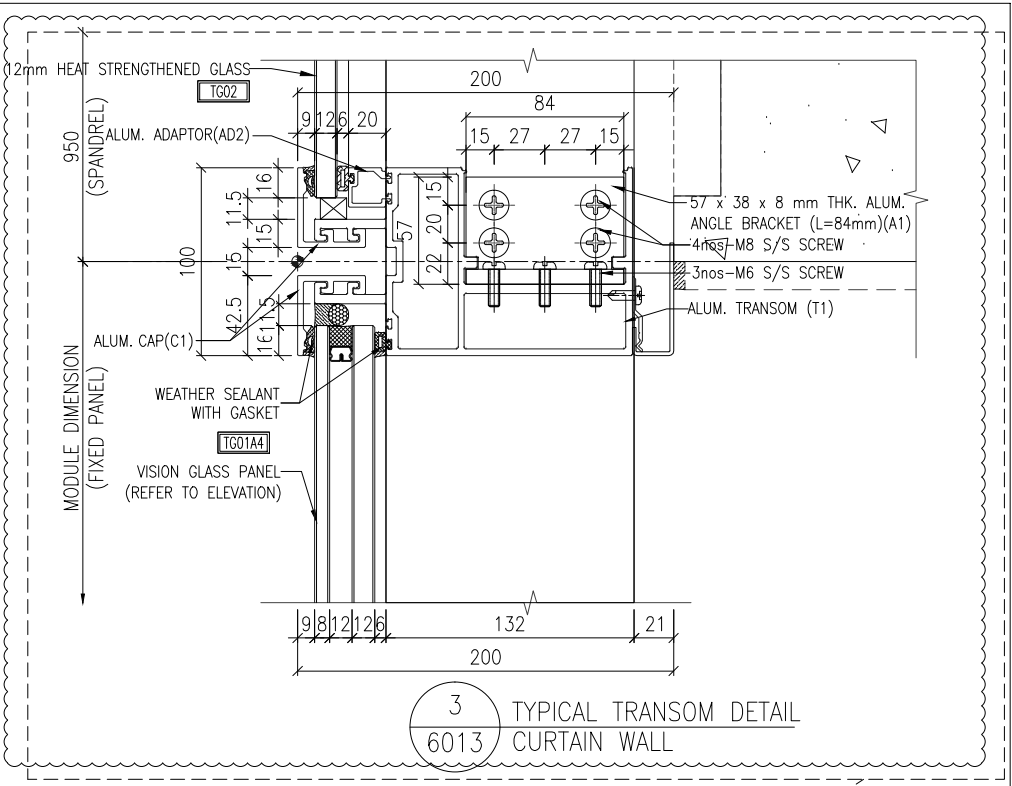
PROJECT :
 PROPOSED RESIDENTIAL DEVELOPMENT AT NOS. 3-6 GLENEALY, CENTRAL, HONG KONG

TITLE :
 TYPICAL TRANSOM DETAIL FOR CURTAIN WALL

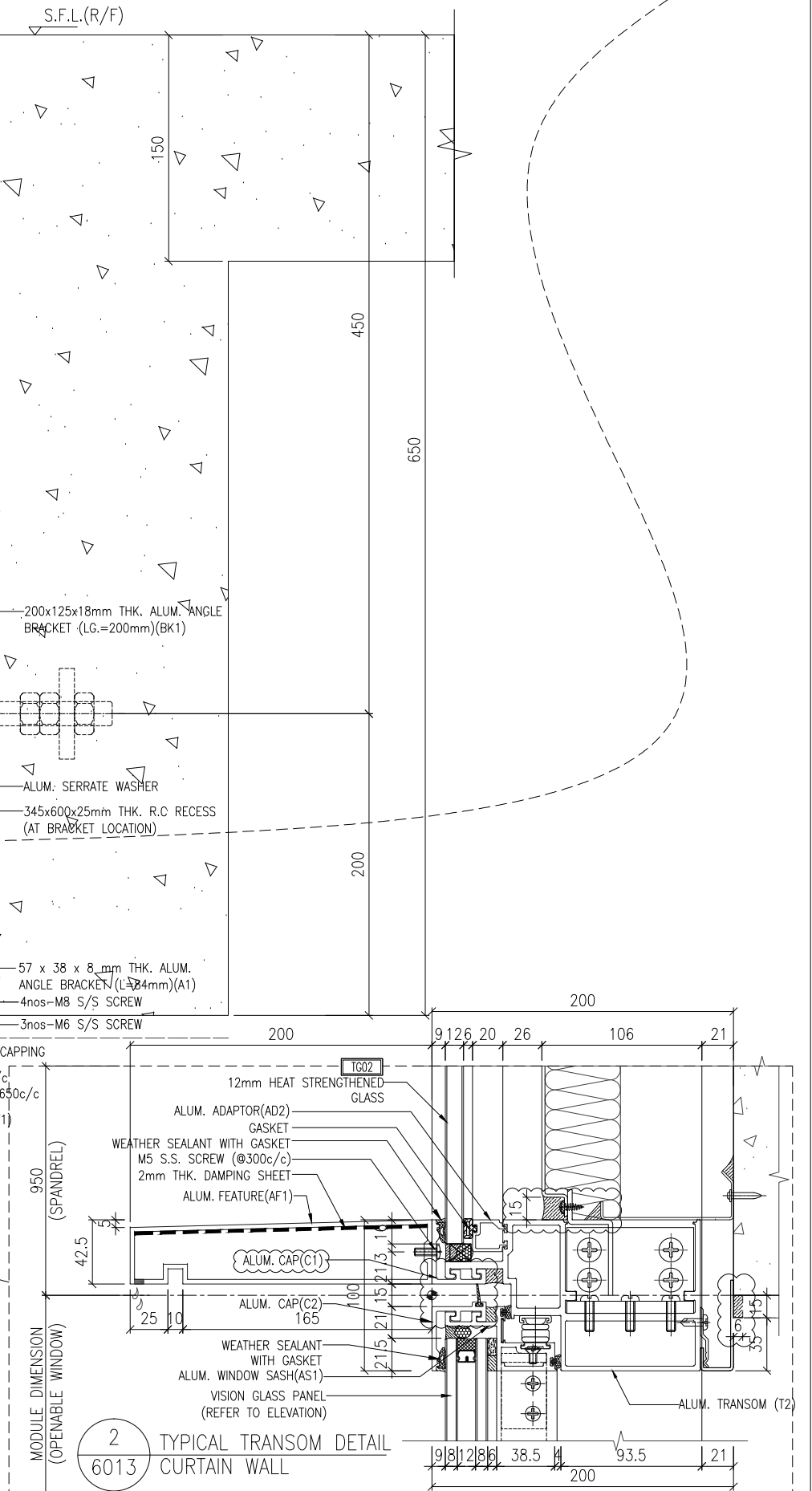
DATE : 18-Jun.-24 SCALE : 1:2 (A1)
 DRAWN BY : Asing CHECKED BY :
 DWG NO. : J861-SD-CW-6012 REV. : B

WONG TUNG & PARTNERS LTD.	
APPROVED	
APPROVED AS NOTED	
APPROVED AS NOTED & RESUBMIT	
RESUBMIT	
NO COMMENT	
REFER OTHER CONSULTANT'S COMMENTS	
Reviewed for compliance with the design intent. Comments made shall apply to all similar conditions & details, not just the ones cited. The approval shall not be construed as relieving the contractor for compliance with the contract documents & requirements.	
Reviewed By	Date

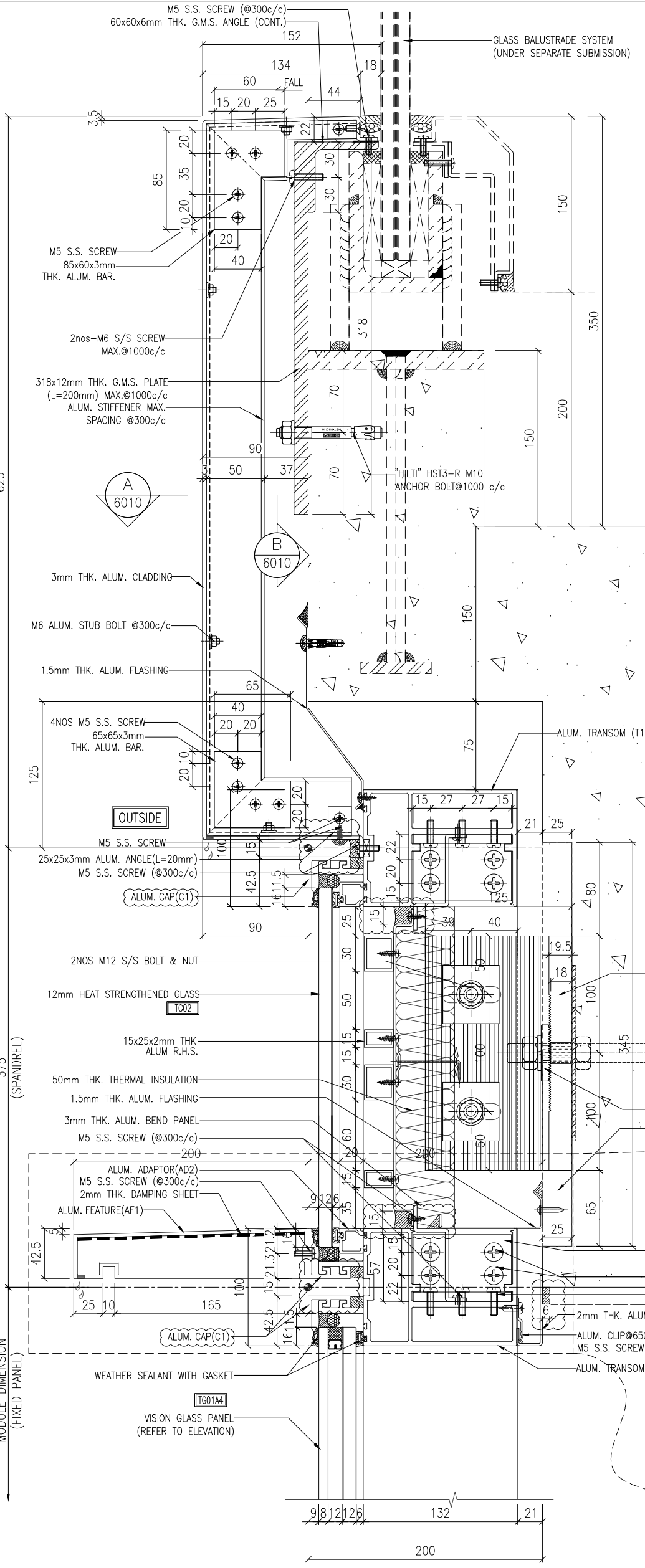
1 TYPICAL TRANSOM DETAIL
 6012 CURTAIN WALL



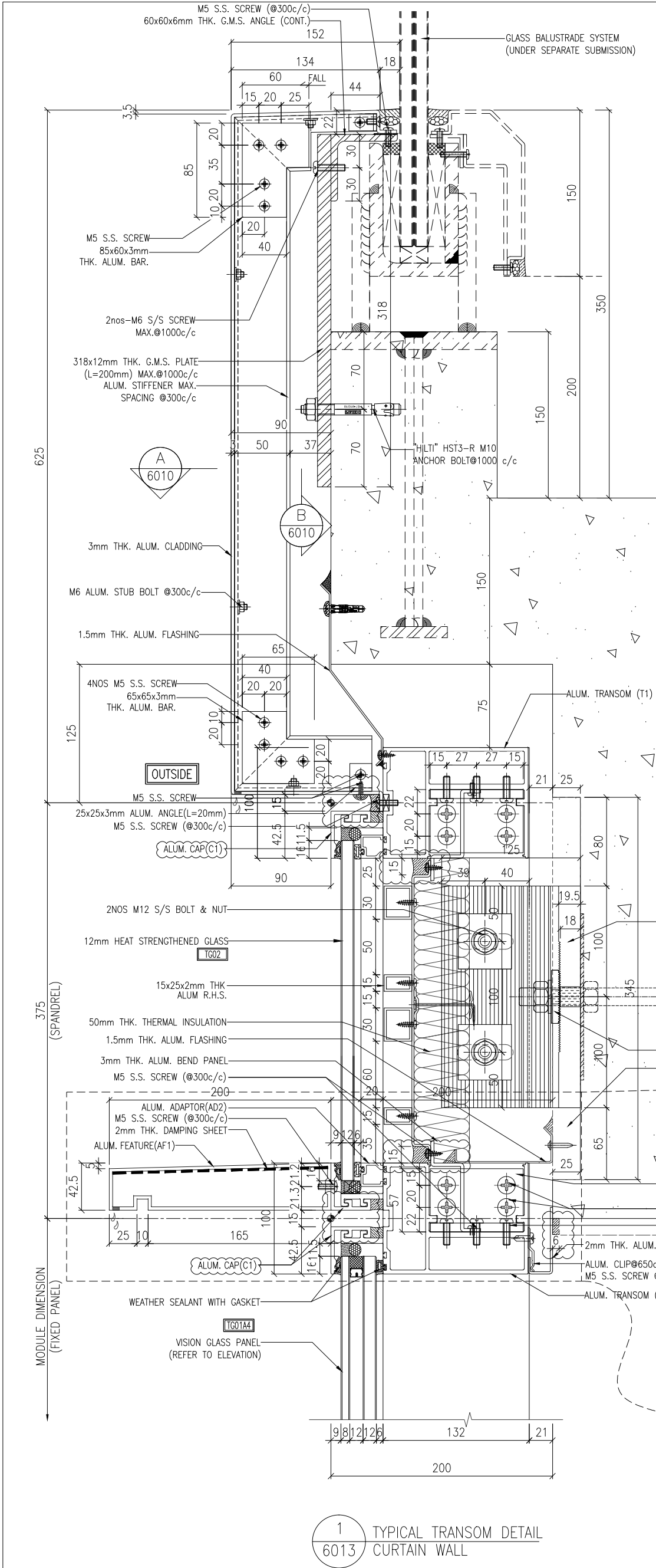
3 TYPICAL TRANSOM DETAIL
6013 CURTAIN WALL



2 TYPICAL TRANSOM DETAIL
6013 CURTAIN WALL



1 TYPICAL TRANSOM DETAIL
6013 CURTAIN WALL



NOTE:
1. ALL DIMENSIONS ARE IN mm.
2. ALL ELEVATIONS ARE VIEWED FROM OUTSIDE.
3. ALL DIMENSIONS TO BE VERIFIED ON SITE BEFORE FABRICATION.

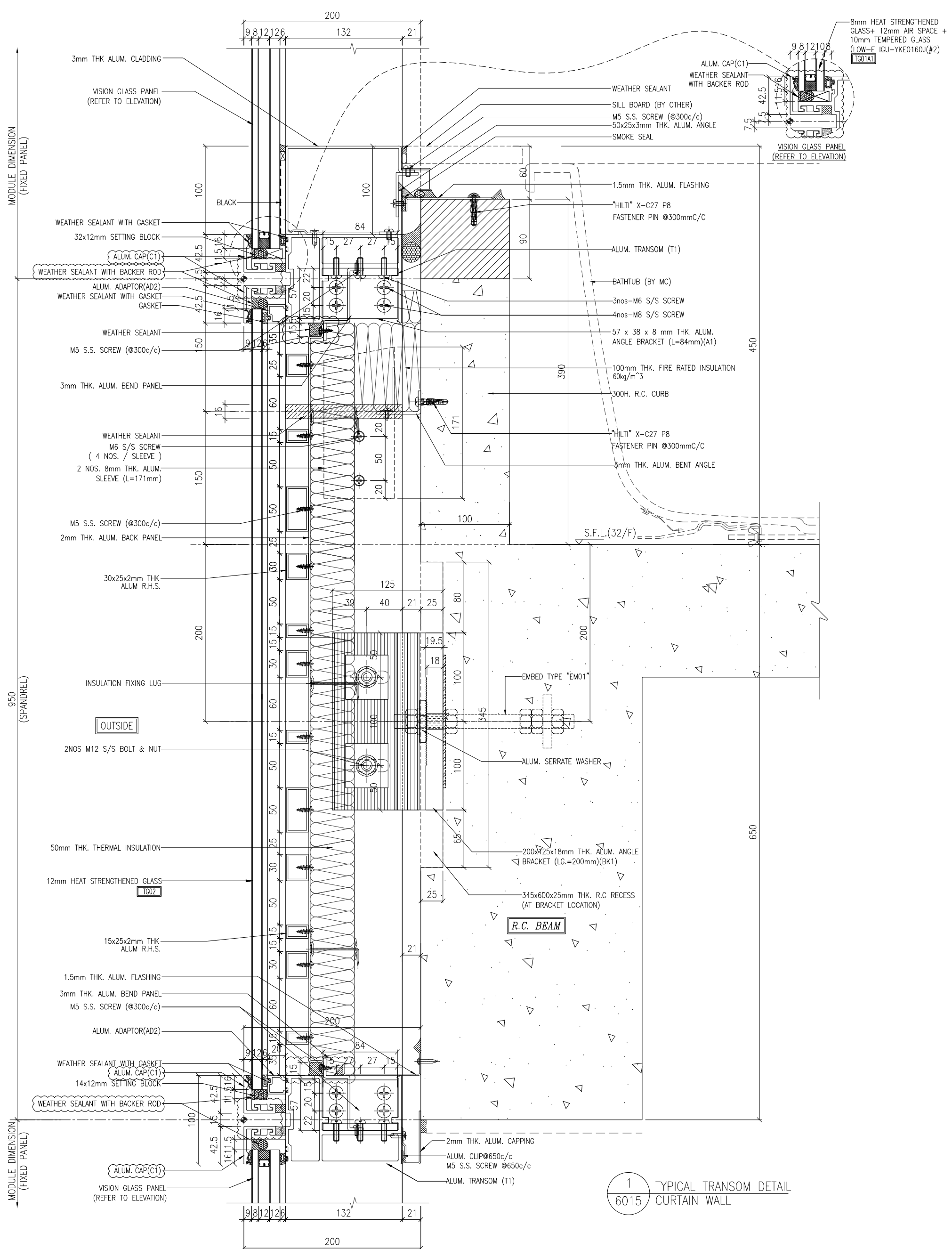
LEGEND:
⊗ -- DETAIL MARK NO.
⊗ -- REFER SHEET NO.

1. F.F.L. -- FINISHED FLOOR LEVEL
2. S.F.L. -- STRUCTURAL FLOOR LEVEL
3. (R) -- REVERSED DETAIL

CLIENT:	MILLION BASE PROPERTIES LIMITED
ARCHITECT:	WONG TUNG & PARTNERS LIMITED
STRUCTURAL ENGINEER:	SYW & ASSOCIATES LTD.
MAIN CONTRACTOR:	顯利工程有限公司 HIEN LEE ENGINEERING CO., LTD.
PROJECT:	PROPOSED RESIDENTIAL DEVELOPMENT AT NOS. 3-6 GENERALY, CENTRAL, HONG KONG
JOB NO.:	J-861
DATE:	18-Jun-24
SCALE:	1:2 (A1)
DRAWN BY:	asing
CHECKED BY:	
DWG NO.:	J861-SD-CW-6013
REV.:	B

REV.	DATE	DESCRIPTION
A	18/06/2024	GENERAL REVISED
B	20/09/2024	GENERAL REVISED

WONG TUNG & PARTNERS LTD.	APPROVED
	APPROVED AS NOTED
	APPROVED AS NOTED & RESUBMIT
	RESUBMIT
	NO COMMENT
REFER OTHER CONSULTANT'S COMMENTS	
Refer for compliance with the design intent. Comments made shall apply to all similar conditions & details, not just the one noted. It shall not be construed as relieving the contractor of compliance with the contract documents & requirements.	
Reviewed By:	Date:



1 TYPICAL TRANSOM DETAIL
6015 CURTAIN WALL

- NOTE:
1. ALL DIMENSIONS ARE IN mm.
 2. ALL ELEVATIONS ARE VIEWED FROM OUTSIDE.
 3. ALL DIMENSIONS TO BE VERIFIED ON SITE BEFORE FABRICATION.
- LEGEND:
- (X) DETAIL MARK NO.
 - (X00) REFER SHEET NO.
1. F.L. --- FINISHED FLOOR LEVEL
 2. S.F.L. --- STRUCTURAL FLOOR LEVEL
 3. (R) --- REVERSED DETAIL

NO.	DATE	REVISION	BY
B	18/10/2024	GENERAL REVISED	
A	20/9/2024	GENERAL REVISED	

CLIENT: MILLION BASE PROPERTIES LIMITED

ARCHITECT: WONG TUNG & PARTNERS LIMITED
ARCHITECTS & PLANNERS

STRUCTURAL ENGINEER: SYW & ASSOCIATES LTD.
SYW 許偉強建築工程師

MAIN CONTRACTOR: 顯利工程有限公司
HIEN LEE ENGINEERING CO., LTD.

MIDI 美特鋁質有限公司
ALUMINIUM FABRICATOR LTD.
Units 6-8, Sunray Industrial Centre, 1/F
610 Chee Kwo Ling Road, Kowloon
Tel: 23489211-4 Fax: (852) 2727666

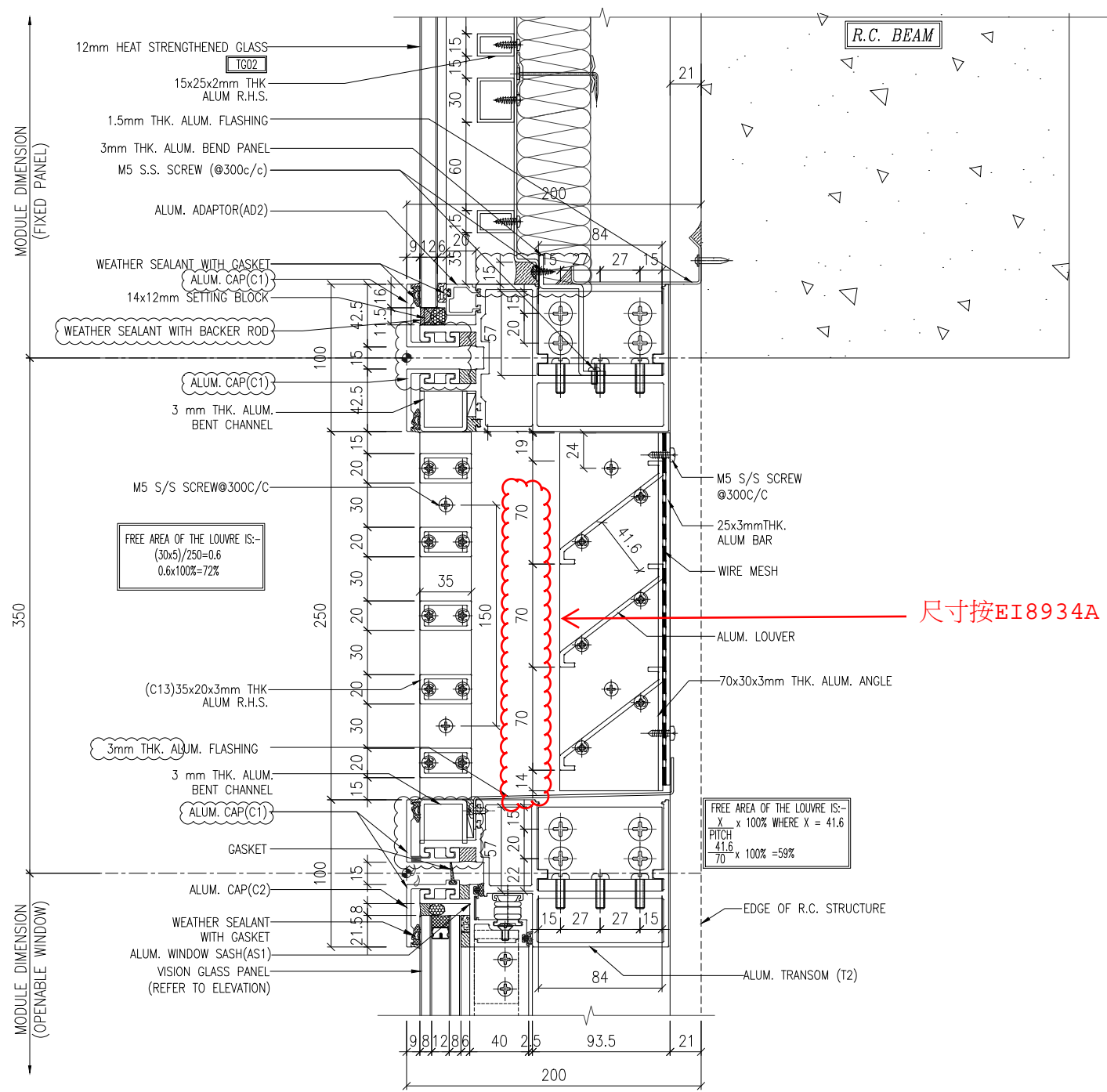
JOB NO.: J-861

PROJECT: PROPOSED RESIDENTIAL DEVELOPMENT AT NOS. 3-6 GENEALTY, CENTRAL, HONG KONG

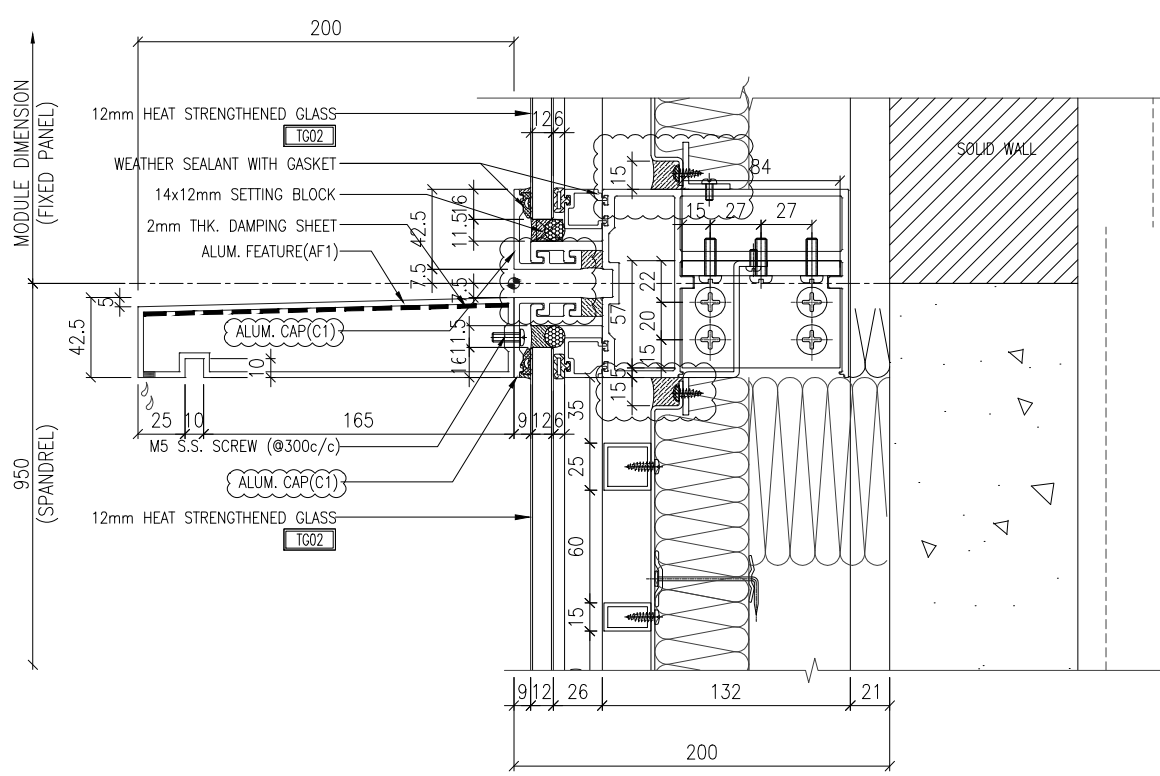
TITLE: TYPICAL TRANSOM DETAIL FOR CURTAIN WALL

DATE: 18-Jun-24 SCALE: 1:2 (A1)
DRAWN BY: asing CHECKED BY:
DWG NO.: J861-SD-CW-6015 REV: B

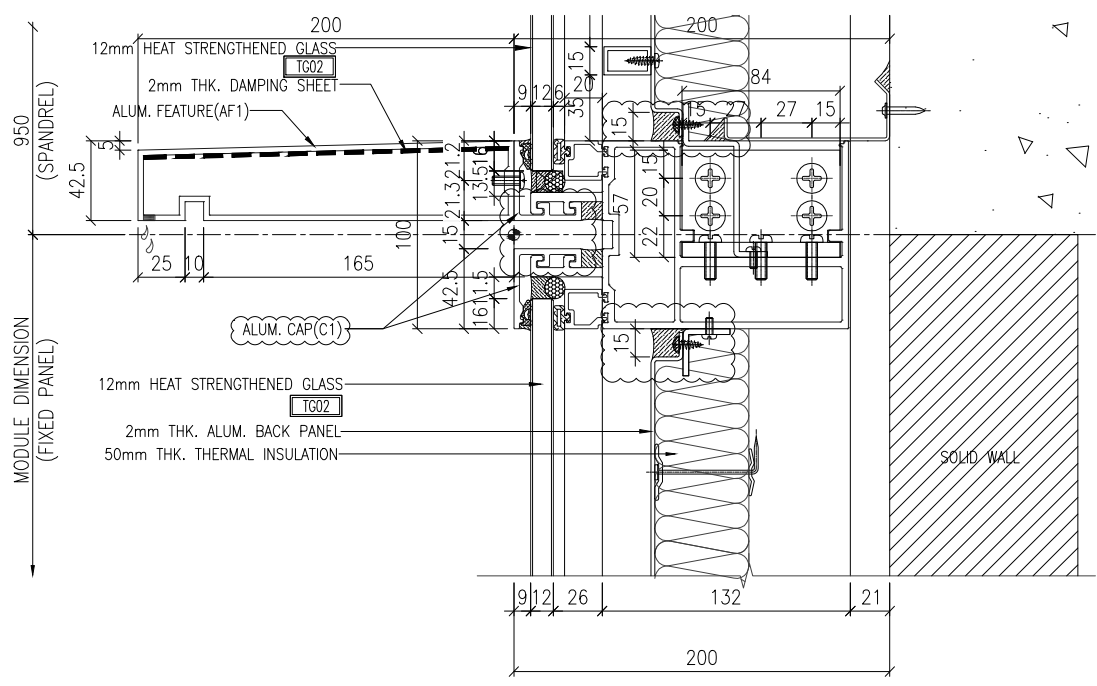
WONG TUNG & PARTNERS LTD.	APPROVED
	APPROVED AS NOTED
	APPROVED AS NOTED & RESUBMIT
	RESUBMIT
	NO COMMENT
REFER OTHER CONSULTANT'S COMMENTS	
Reviewed for compliance with the design intent. Comments made shall apply to all similar conditions & details, not just the one detail. The contractor shall not be considered as relieving the contractor of compliance with the contract documents & requirements.	
Reviewed By	Date



1 TYPICAL TRANSOM DETAIL
6016 CURTAIN WALL



2 TYPICAL TRANSOM DETAIL
6016 CURTAIN WALL



3 TYPICAL TRANSOM DETAIL
6016 CURTAIN WALL

NOTE :
1. ALL DIMENSIONS ARE IN mm.
2. ALL ELEVATIONS ARE VIEWED FROM OUTSIDE.
3. ALL DIMENSIONS TO BE VERIFIED ON SITE BEFORE FABRICATION.

LEGEND :
X1 --- DETAIL MARK NO.
X001 --- REFER SHEET NO.

1. F.F.L. --- FINISHED FLOOR LEVEL
2. S.F.L. --- STRUCTURAL FLOOR LEVEL
3. (R) --- REVERSED DETAIL

B	18/10/2024	GENERAL REVISED	
A	20/9/2024	GENERAL REVISED	
NO.	DATE	REVISED	BY

CLIENT :
MILLION BASE PROPERTIES LIMITED

ARCHITECT :
WONG TUNG & PARTNERS LIMITED
ARCHITECTS & PLANNERS

STRUCTURAL ENGINEER :
SYW & ASSOCIATES LTD.
SYW 鄧賢偉建築工程師

MAIN CONTRACTOR :

HIEN LEE ENGINEERING CO., LTD.
美特鋁質有限公司
MIDI ALUMINIUM FABRICATOR LTD.
Units 6-8, Sunray Industrial Centre, 1/F
610 Cha Kwo Ling Road, Kowloon
Tel:23489211-4 Fax:(852)2727666

JOB NO. : J-861

PROJECT :
PROPOSED RESIDENTIAL
DEVELOPMENT AT NOS. 3-6
GLENEALY, CENTRAL, HONG KONG

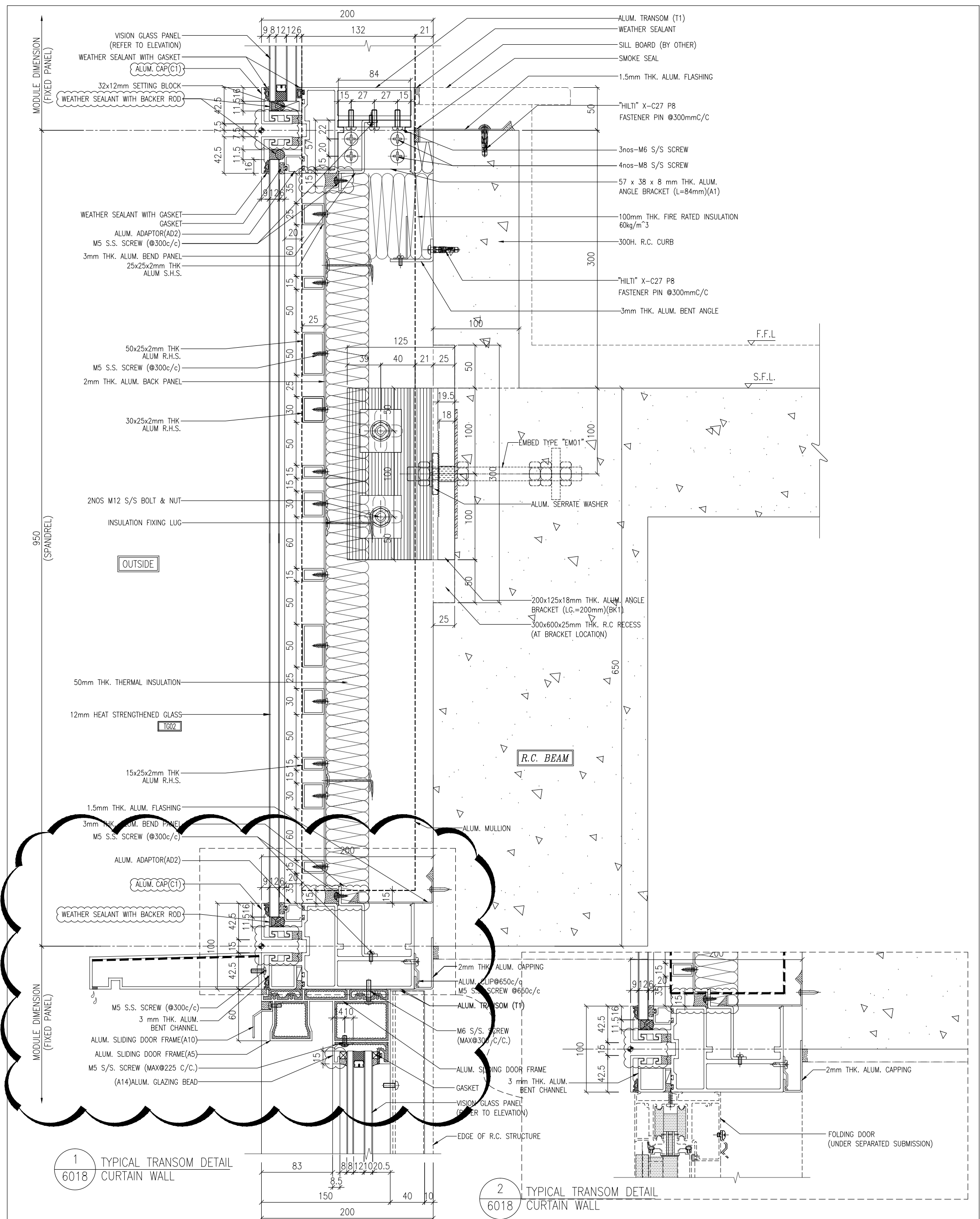
TITLE :
TYPICAL TRANSOM DETAIL
FOR CURTAIN WALL

DATE : 18-Jun.-24 SCALE : 1:2 (A1)

DRAWN BY : Asing CHECKED BY :

DWG NO. : J861-SD-CW-6016 REV. : B

WONG TUNG & PARTNERS LTD.	
APPROVED	
APPROVED AS NOTED	
APPROVED AS NOTED & RESUBMIT	
RESUBMIT	
NO COMMENT	
REFER OTHER CONSULTANT'S COMMENTS	
Reviewed for compliance with the design intent. Comments made shall apply to all similar conditions & details, not just the ones cited. The approval shall not be construed as relieving the contractor for compliance with the contract documents & requirements.	
Reviewed By	Date
()	()



1 TYPICAL TRANSOM DETAIL
6018 CURTAIN WALL

2 TYPICAL TRANSOM DETAIL
6018 CURTAIN WALL

WONG TUNG & PARTNERS LTD.	APPROVED
APPROVED AS NOTED	
APPROVED AS NOTED & RESUBMIT	
RESUBMIT	
NO COMMENT	
REFER OTHER CONSULTANT'S COMMENTS	
<p>Reviewed for compliance with the design intent. Comments made shall apply to all similar conditions & details, not just the one detail shown. The contractor shall not be considered as relieving the contractor of compliance with the contract documents & requirements.</p>	
Reviewed By	Date

TITLE :	TYPICAL TRANSOM DETAIL FOR CURTAIN WALL
PROJECT :	PROPOSED RESIDENTIAL DEVELOPMENT AT NOS. 3-6 GENERALY, CENTRAL, HONG KONG
DATE :	18-Jun-24
SCALE :	1:2 (A1)
DRAWN BY :	asing
CHECKED BY :	
DWG NO. :	JB61-SD-CW-6018
REV. :	B

SYW & ASSOCIATES LTD.
 美特铝业有限公司
 MIDT ALUMINIUM FABRICATOR LTD.
 610 Cheong Kwong Ling Road, Kowloon
 Tel: 23489211-4 Fax: (852) 27272666
 JOB NO. : J-861

MAIN CONTRACTOR :
顯利工程有限公司
 HIEN LEE ENGINEERING CO., LTD.

ARCHITECT :
WONG TUNG & PARTNERS LIMITED
 ARCHITECTS & PLANNERS

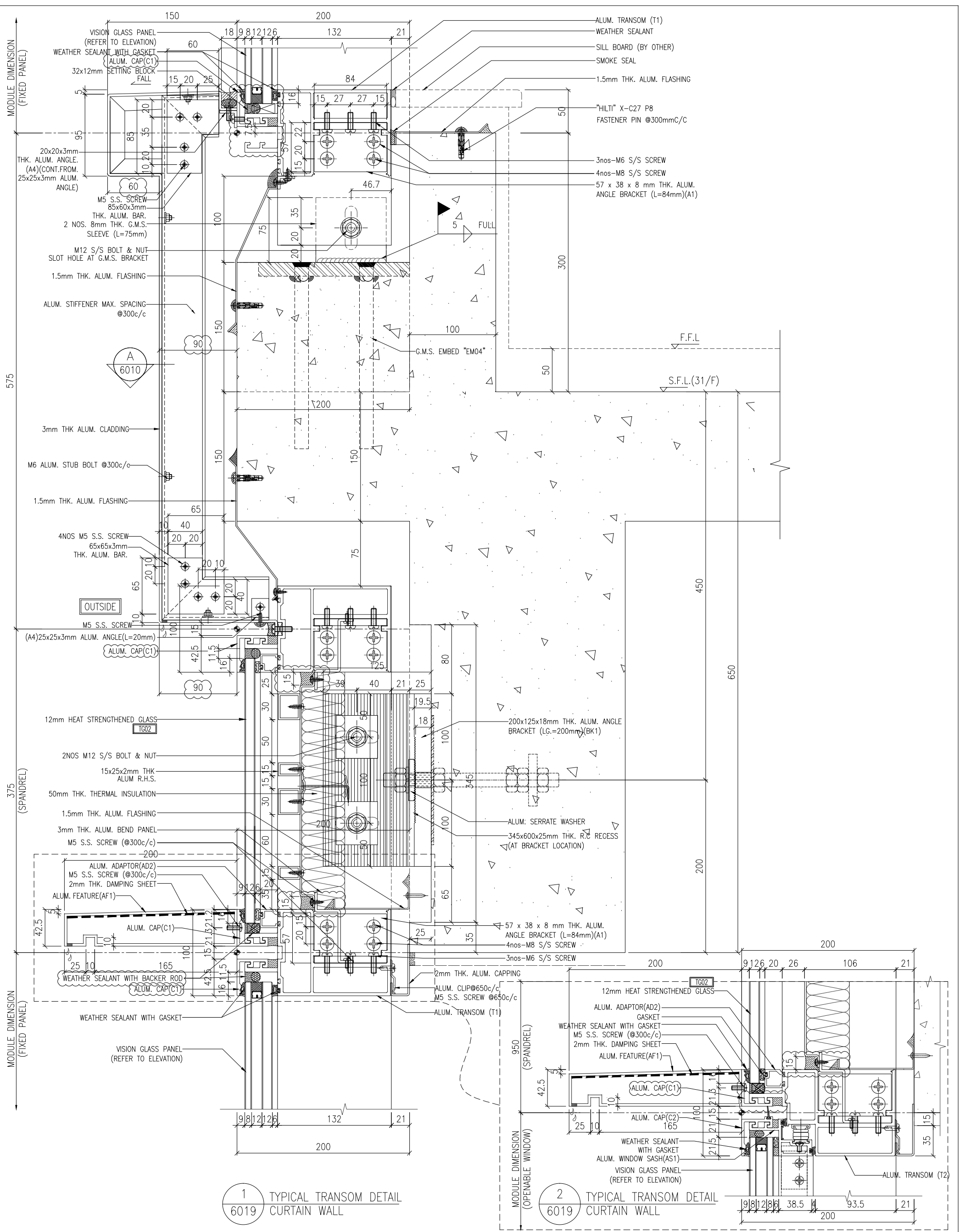
CLIENT :
 MILLION BASE PROPERTIES LIMITED

NO.	DATE	REVISION
A	18/10/2024	GENERAL REVISED
B	20/9/2024	GENERAL REVISED

NOTE:
 1. ALL DIMENSIONS ARE IN mm.
 2. ALL ELEVATIONS ARE VIEWED FROM OUTSIDE.
 3. ALL DIMENSIONS TO BE VERIFIED ON SITE BEFORE FABRICATION.

LEGEND:
 (X) --- DETAIL MARK NO.
 (X00) --- REFER SHEET NO.

1. F.F.L. --- FINISHED FLOOR LEVEL
 2. S.F.L. --- STRUCTURAL FLOOR LEVEL
 3. (R) --- REVERSED DETAIL



1 TYPICAL TRANSOM DETAIL
6019 CURTAIN WALL

2 TYPICAL TRANSOM DETAIL
6019 CURTAIN WALL

WONG TUNG & PARTNERS LTD.	APPROVED
APPROVED AS NOTED	
APPROVED AS NOTED & RESUBMIT	
RESUBMIT	
NO COMMENT	
REFER OTHER CONSULTANT'S COMMENTS	
<p>Reviewed for compliance with the design intent. Comments made shall apply to all similar conditions & details, not just the one detail shown. The contractor shall not be relieved of their responsibility for compliance with the contract documents & regulations.</p>	
Reviewed By	Date

TITLE :
TYPICAL TRANSOM DETAIL
FOR CURTAIN WALL

DATE : 18-Jun-24 SCALE : 1:2 (A1)

DRAWN BY : asing CHECKED BY :

DWG NO. : J861-SD-CW-6019 REV : B

PROJECT :
PROPOSED RESIDENTIAL
DEVELOPMENT AT NOS. 3-6
GENEALY, CENTRAL, HONG KONG

MAIN CONTRACTOR :
顯利工程有限公司
HIEN LEE ENGINEERING CO., LTD.

STRUCTURAL ENGINEER :
SYW & ASSOCIATES LTD.
SYW 謝寶強建築工程師

ARCHITECT :
WONG TUNG & PARTNERS LIMITED
ARCHITECTS & PLANNERS

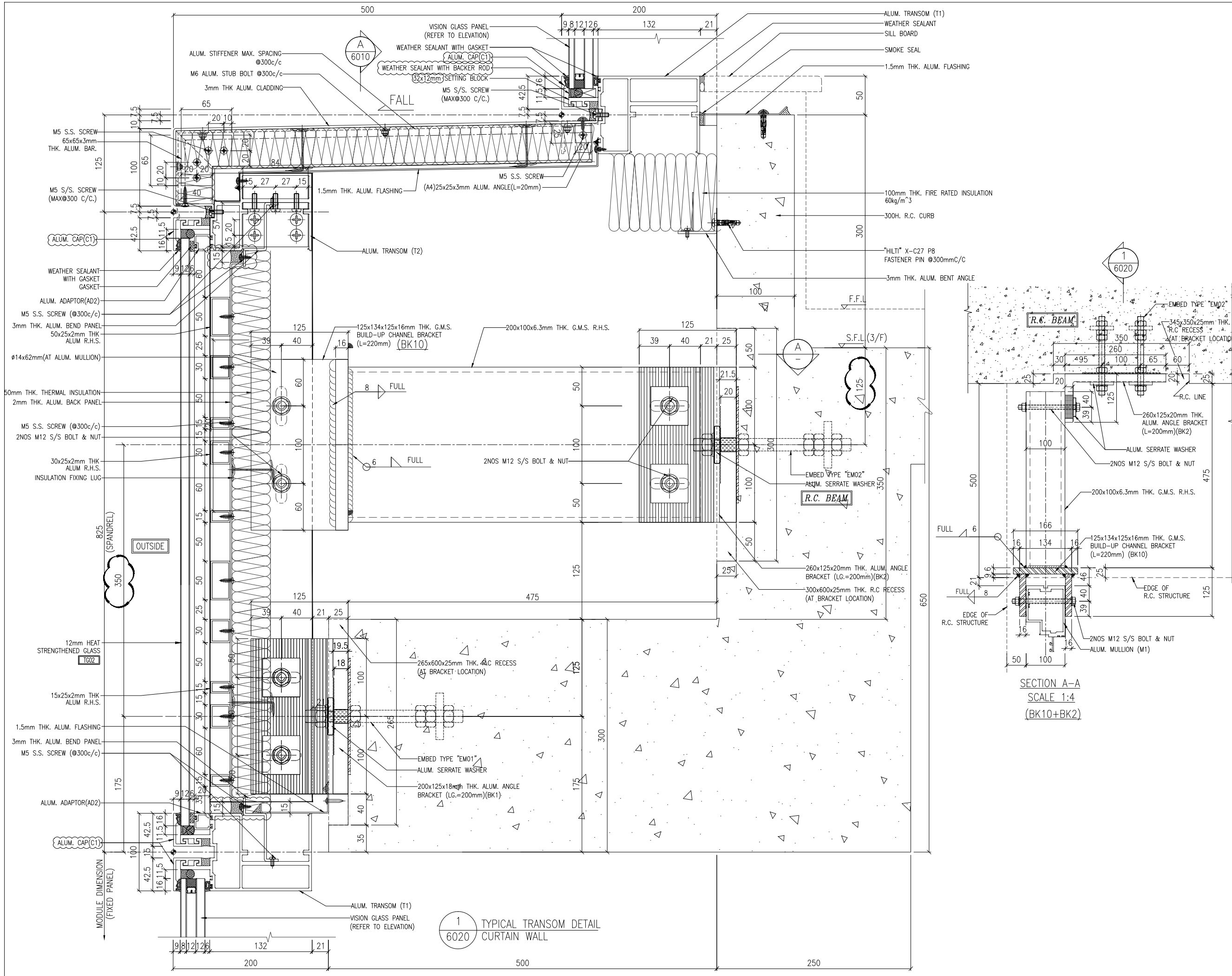
CLIENT :
MILLION BASE PROPERTIES LIMITED

B	18/10/2024	GENERAL REVISED
A	20/9/2024	GENERAL REVISED
DATE		REVISION
BY		

NOTE :
1. ALL DIMENSIONS ARE IN mm.
2. ALL ELEVATIONS ARE VIEWED FROM OUTSIDE.
3. ALL DIMENSIONS TO BE VERIFIED ON SITE BEFORE FABRICATION.

LEGEND :
 (X) DETAIL MARK NO.
 (X00) REFER SHEET NO.

1. F.F.L. --- FINISHED FLOOR LEVEL
 2. S.F.L. --- STRUCTURAL FLOOR LEVEL
 3. (R) --- REVERSED DETAIL



NOTE :
 1. ALL DIMENSIONS ARE IN mm.
 2. ALL ELEVATIONS ARE VIEWED FROM OUTSIDE.
 3. ALL DIMENSIONS TO BE VERIFIED ON SITE BEFORE FABRICATION.

LEGEND :
 (X1) --- DETAIL MARK NO.
 (X001) --- REFER SHEET NO.

1. F.F.L. --- FINISHED FLOOR LEVEL
 2. S.F.L. --- STRUCTURAL FLOOR LEVEL
 3. (R) --- REVERSED DETAIL

A	18/10/2024	GENERAL	REVISED	
NO.	DATE	REVISION	BY	

CLIENT :
MILLION BASE PROPERTIES LIMITED

ARCHITECT :
WONG TUNG & PARTNERS LIMITED
 ARCHITECTS & PLANNERS

STRUCTURAL ENGINEER :
SWW SYW & ASSOCIATES LTD.
 邵賢偉建築工程師

MAIN CONTRACTOR :

HIEN LEE ENGINEERING CO., LTD.
 美特鋁質有限公司
MIDI ALUMINIUM FABRICATOR LTD.
 Units 6-8, Sunray Industrial Centre, 1/F
 610 Cha Kwo Ling Road, Kowloon
 Tel: 23489211-4 Fax: (852) 2727666

JOB NO. : J-861

PROJECT :
 PROPOSED RESIDENTIAL DEVELOPMENT AT NOS. 3-6 GLENEALY, CENTRAL, HONG KONG

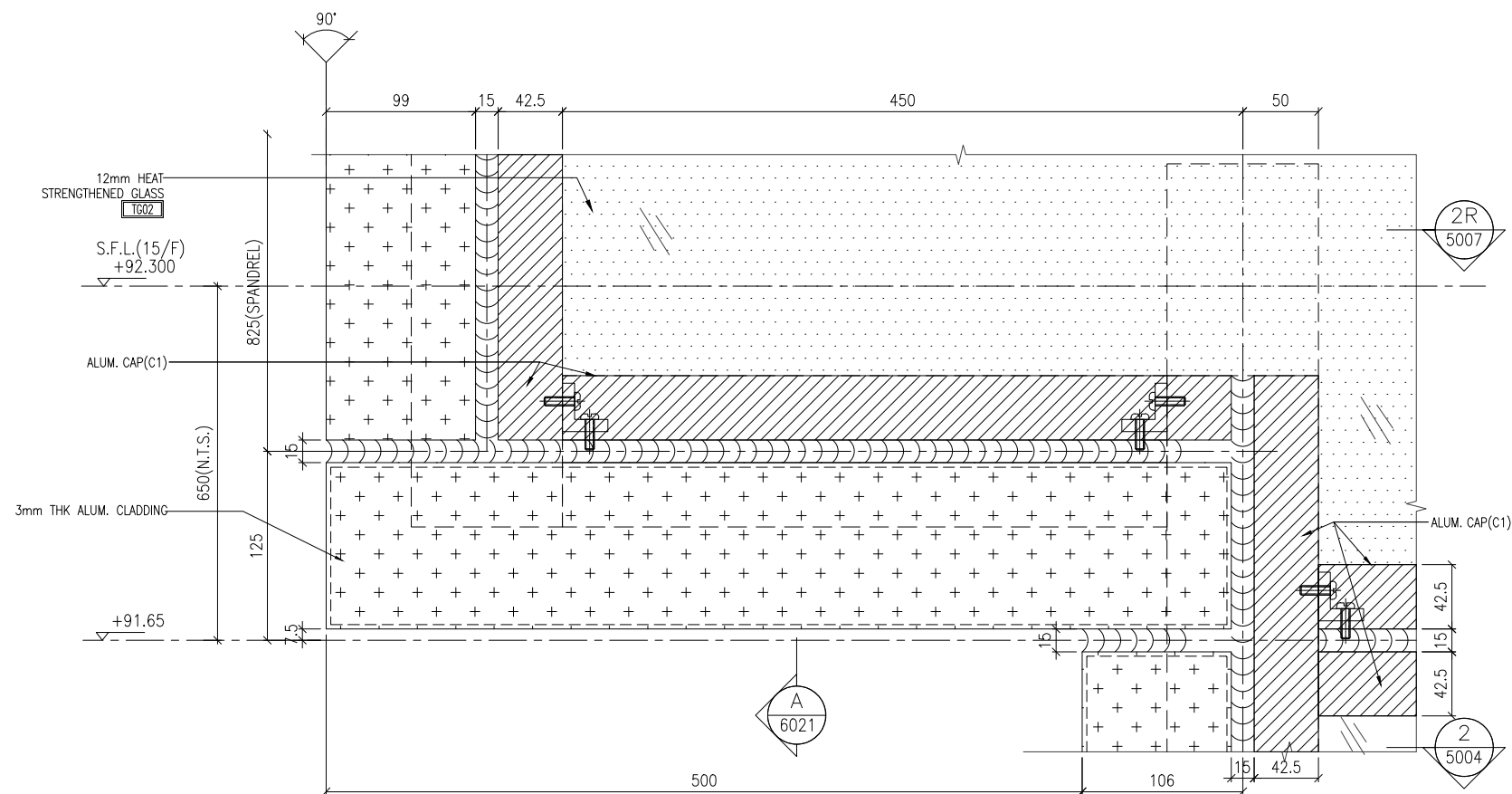
TITLE :
 TYPICAL TRANSOM DETAIL FOR CURTAIN WALL

DATE : 6-SEP.-24 SCALE : 1:2 (A1)

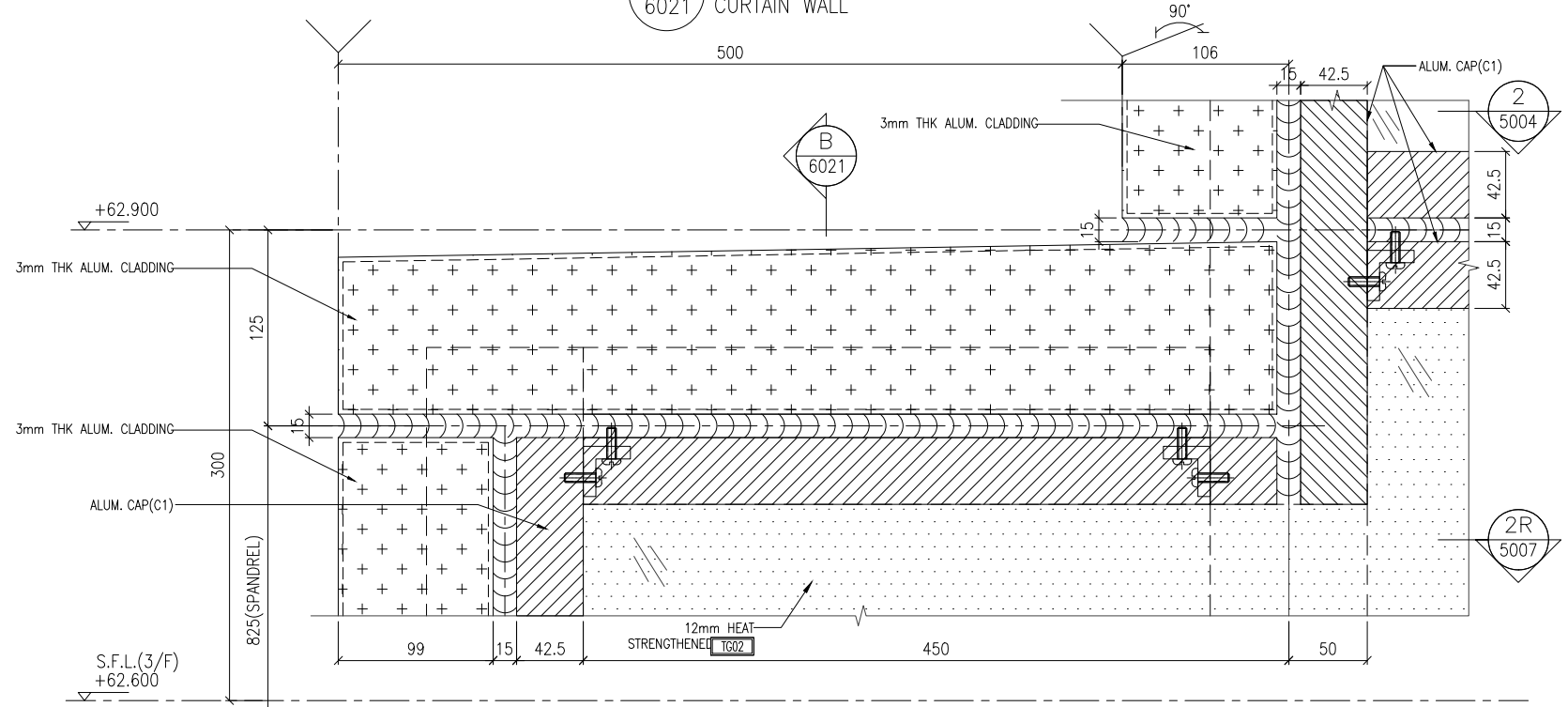
DRAWN BY : Asing CHECKED BY :

DWG NO. : J861-SD-CW-6020 REV. : A

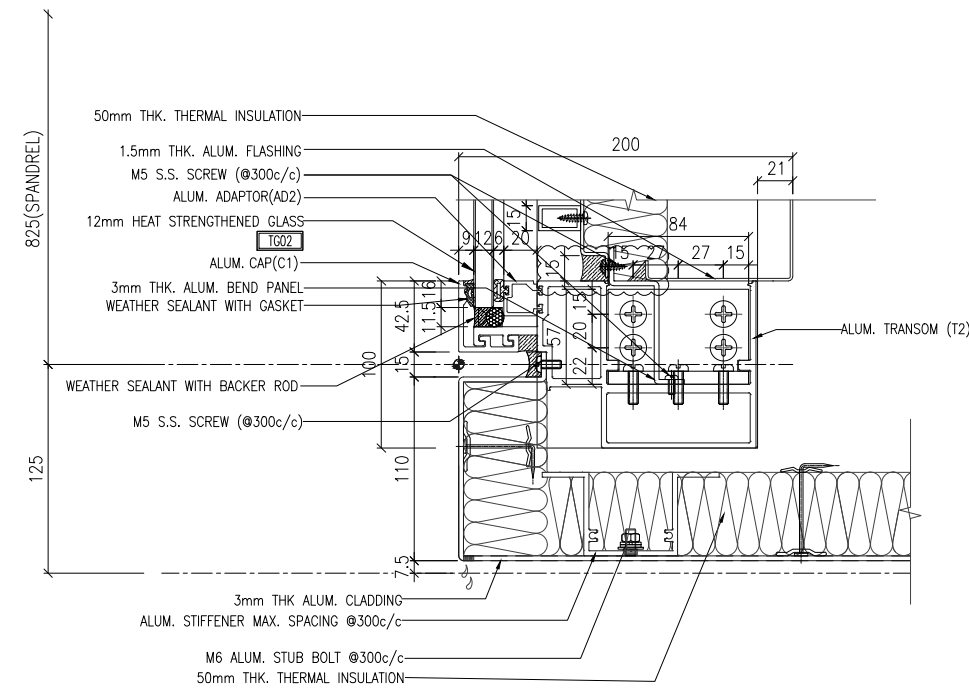
WONG TUNG & PARTNERS LTD.	
APPROVED	
APPROVED AS NOTED	
APPROVED AS NOTED & RESUBMIT	
RESUBMIT	
NO COMMENT	
REFER OTHER CONSULTANT'S COMMENTS	
Reviewed for compliance with the design intent. Comments made shall apply to all similar conditions & details, not just the ones cited. The approval shall not be construed as relieving the contractor for compliance with the contract documents & requirements.	
Reviewed By	Date
()	()



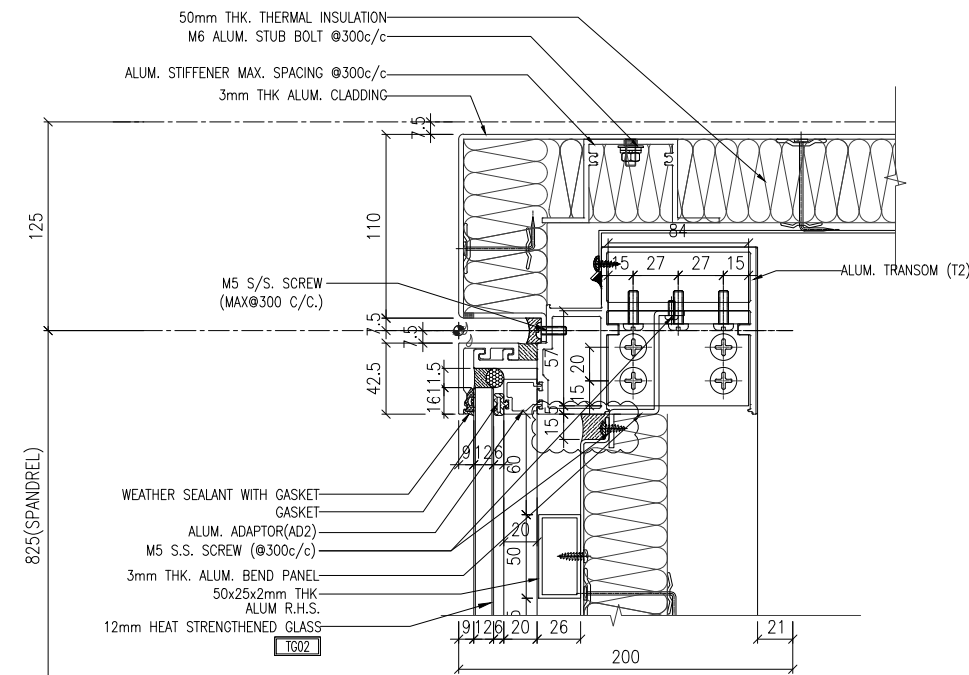
1 TYPICAL TRANSOM DETAIL
6021 CURTAIN WALL



2 TYPICAL TRANSOM DETAIL
6021 CURTAIN WALL



SECTION A-A



SECTION B-B

NOTE :
 1. ALL DIMENSIONS ARE IN mm.
 2. ALL ELEVATIONS ARE VIEWED FROM OUTSIDE.
 3. ALL DIMENSIONS TO BE VERIFIED ON SITE BEFORE FABRICATION.

LEGEND :
 (X1) --- DETAIL MARK NO.
 (X001) --- REFER SHEET NO.

1. F.F.L. --- FINISHED FLOOR LEVEL
 2. S.F.L. --- STRUCTURAL FLOOR LEVEL
 3. (2R) --- REVERSED DETAIL

NO.	DATE	REVISED	BY

CLIENT :
MILLION BASE PROPERTIES LIMITED

ARCHITECT :
WONG TUNG & PARTNERS LIMITED
 ARCHITECTS & PLANNERS

STRUCTURAL ENGINEER :
SYW & ASSOCIATES LTD.
 邵賢偉建築工程師

MAIN CONTRACTOR :

HIEN LEE ENGINEERING CO., LTD.
美特鋁質有限公司
MIDI ALUMINIUM FABRICATOR LTD.
 Units 6-8, Sunray Industrial Centre, 1/F
 610 Cha Kwo Ling Road, Kowloon
 Tel:23489211-4 Fax:(852)2727666

JOB NO. : J-861

PROJECT :
 PROPOSED RESIDENTIAL
 DEVELOPMENT AT NOS. 3-6
 GLENEALY, CENTRAL, HONG KONG

TITLE :
 TYPICAL TRANSOM DETAIL
 FOR CURTAIN WALL

DATE : 18-Jun.-24 SCALE : 1:2 (A1)

DRAWN BY : Asing CHECKED BY :

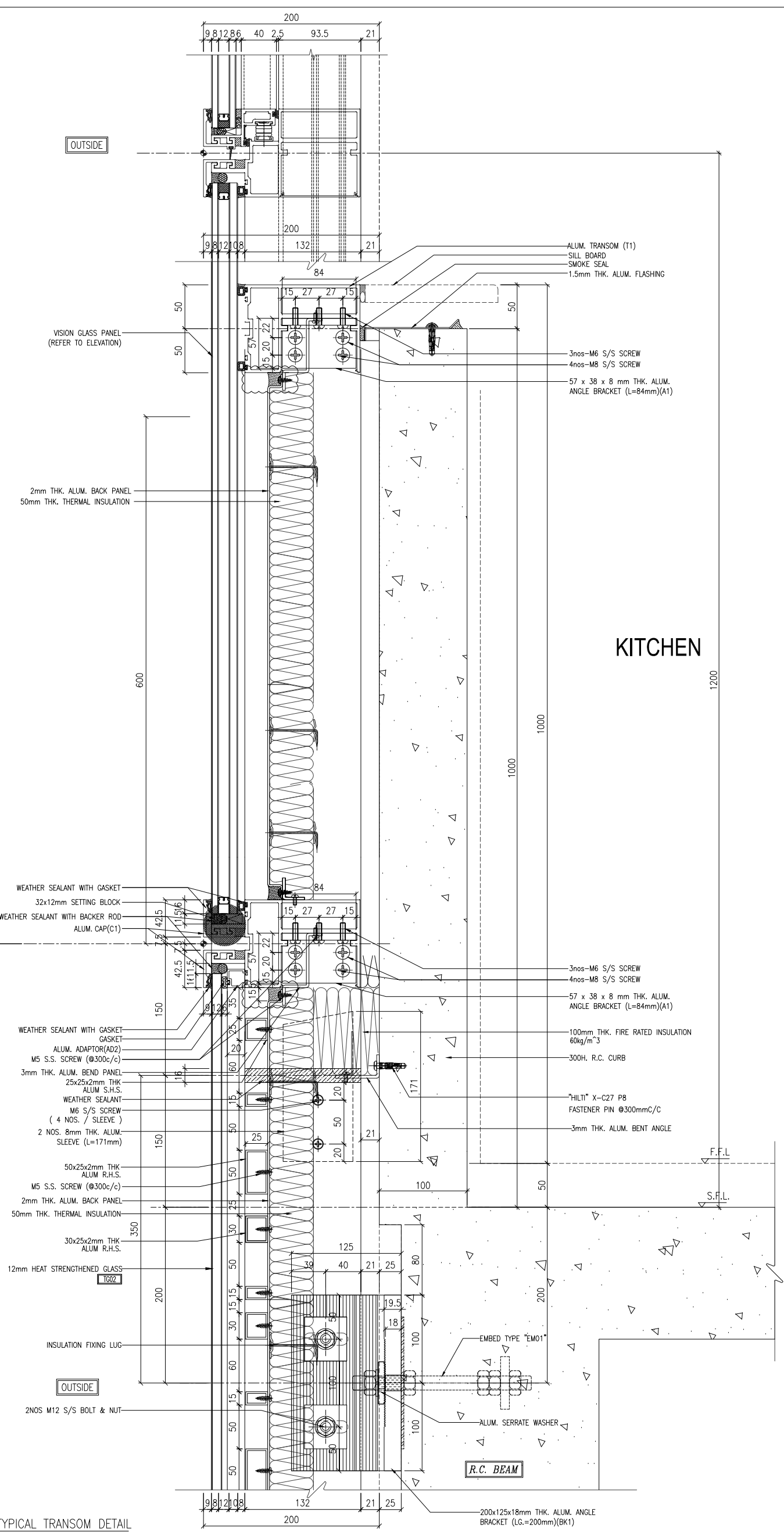
DWG NO. : J861-SD-CW-6021 REV. : -

WONG TUNG & PARTNERS LTD.	
APPROVED	
APPROVED AS NOTED	
APPROVED AS NOTED & RESUBMIT	
RESUBMIT	
NO COMMENT	
REFER OTHER CONSULTANT'S COMMENTS	
Reviewed for compliance with the design intent. Comments made shall apply to all similar conditions & details, not just the ones cited. The approval shall not be construed as relieving the contractor for compliance with the contract documents & requirements.	
Reviewed By	Date

MODULE DIMENSION
(FIXED PANEL)

MODULE DIMENSION
(FIXED PANEL)

1
6022 TYPICAL TRANSOM DETAIL
CURTAIN WALL



- NOTE:
1. ALL DIMENSIONS ARE IN mm.
 2. ALL ELEVATIONS ARE VIEWED FROM OUTSIDE.
 3. ALL DIMENSIONS TO BE VERIFIED ON SITE BEFORE FABRICATION.
- LEGEND:
- (X) DETAIL MARK NO.
 - (X00) REFER SHEET NO.
1. F.F.L. --- FINISHED FLOOR LEVEL
 2. S.F.L. --- STRUCTURAL FLOOR LEVEL
 3. (R) --- REVERSED DETAIL

CLIENT :
MILLION BASE PROPERTIES LIMITED

ARCHITECT :
WONG TUNG & PARTNERS LIMITED
ARCHITECTS & PLANNERS

STRUCTURAL ENGINEER :
SYW & ASSOCIATES LTD.
ARCHITECTS & PLANNERS

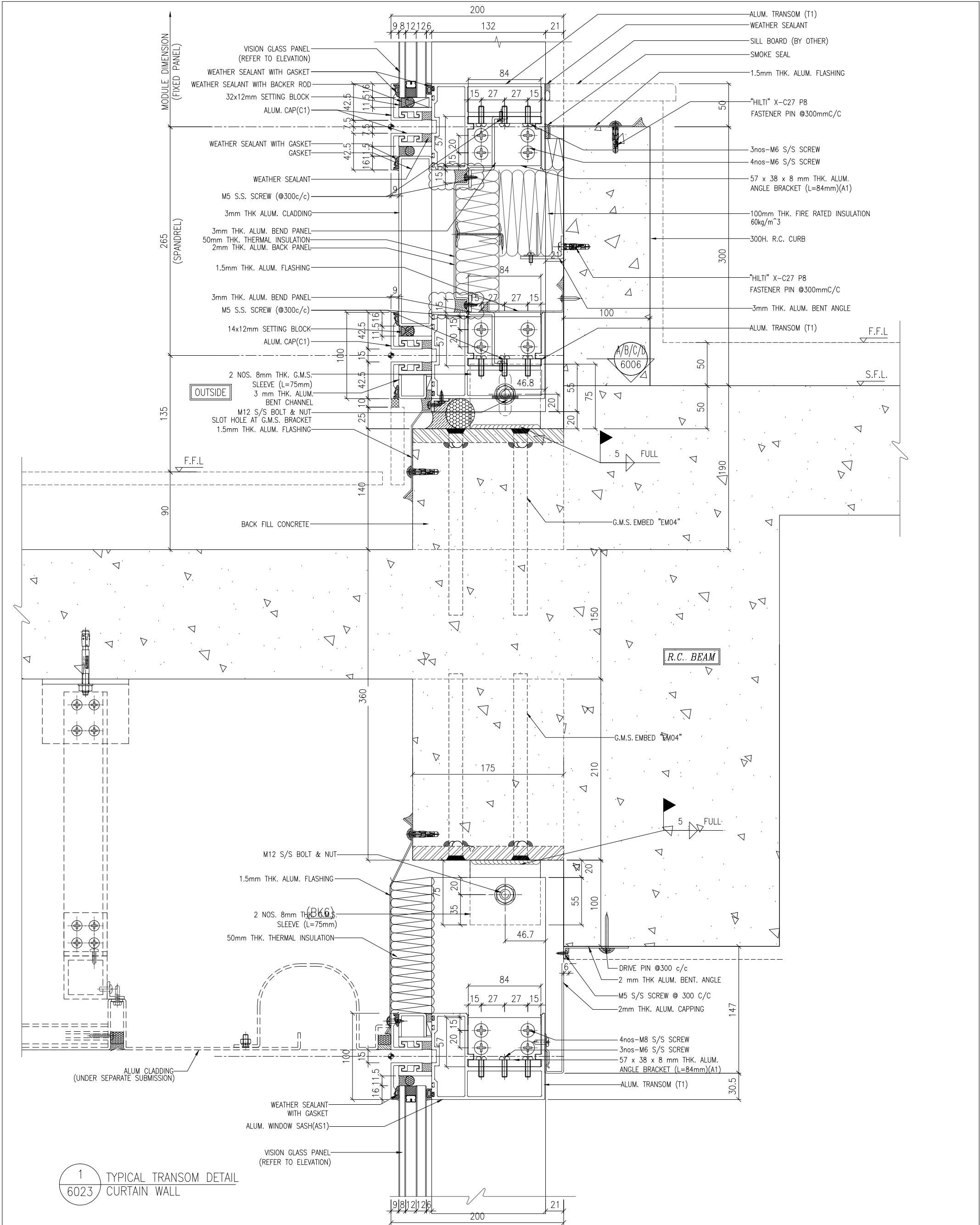
MAIN CONTRACTOR :
顯利工程有限公司
HIEN LEE ENGINEERING CO., LTD.

PROJECT :
PROPOSED RESIDENTIAL DEVELOPMENT AT NOS. 3-6 GENEALY, CENTRAL, HONG KONG

TITLE :
TYPICAL TRANSOM DETAIL FOR CURTAIN WALL

DATE : 18-Jun-24 SCALE : 1:2 (A1)
DRAWN BY : asing CHECKED BY :
DWG NO. : J861-SD-CW-6022 REV. : -

WONG TUNG & PARTNERS LTD.	
APPROVED	
APPROVED AS NOTED	
APPROVED AS NOTED & RESUBMIT	
RESUBMIT	
NO COMMENT	
Refer for compliance with the design intent. Comments made shall not be construed as relieving the contractor of compliance with the contract documents & requirements.	
Reviewed By	Date



1 TYPICAL TRANSOM DETAIL
6023 CURTAIN WALL

NO.	DATE	REVISION	BY

CLIENT : MILLION BASE PROPERTIES LIMITED

ARCHITECT : WONG TUNG & PARTNERS LIMITED
ARCHITECTS & PLANNERS

STRUCTURAL ENGINEER : SYW & ASSOCIATES LTD.
ARCHITECTS & PLANNERS

MAIN CONTRACTOR : 顯利工程有限公司
HIEN LEE ENGINEERING CO., LTD.

UNITED ALUMINIUM FABRICATOR LTD.
610 Chee Kwo Ling Road, Kwai Moon
Tel: 23489211-4 Fax: (852) 2727566

JOB NO. : J-861

PROJECT : PROPOSED RESIDENTIAL DEVELOPMENT AT NOS. 3-6 GENEALTY, CENTRAL, HONG KONG

TITLE : TYPICAL TRANSOM DETAIL FOR CURTAIN WALL

DATE : 18-Jun-24 SCALE : 1:2 (A1)

DRAWN BY : asing CHECKED BY :
DWG NO. : J861-SD-CW-6023 REV. : -

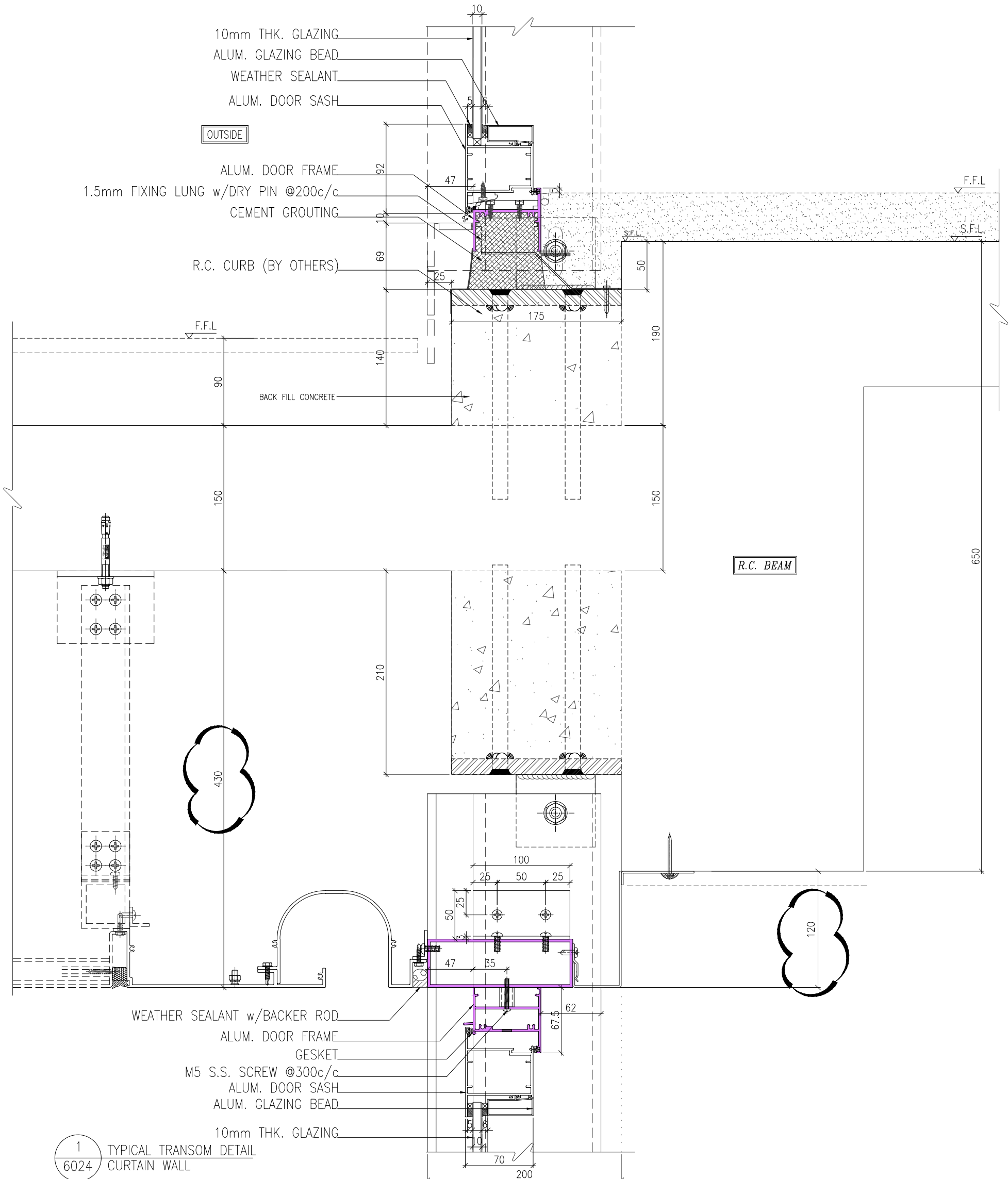
WONG TUNG & PARTNERS LTD.	APPROVED
	APPROVED AS NOTED
	APPROVED AS NOTED & RESUBMIT
	RESUBMIT
	NO COMMENT

Refer for compliance with the design intent. Comments made shall apply to all similar conditions & details, not just the one shown. It shall not be construed as relieving the contractor of compliance with the contract documents & requirements.

Reviewed By : _____ Date : _____

NOTE :
1. ALL DIMENSIONS ARE IN mm.
2. ALL ELEVATIONS ARE VIEWED FROM OUTSIDE.
3. ALL DIMENSIONS TO BE VERIFIED ON SITE BEFORE FABRICATION.

LEGEND :
 (X) DETAIL MARK NO.
 (X00) REFER SHEET NO.
 1. F.F.L. --- FINISHED FLOOR LEVEL
 2. S.F.L. --- STRUCTURAL FLOOR LEVEL
 3. (R) --- REVERSED DETAIL



1
6024 TYPICAL TRANSOM DETAIL
CURTAIN WALL

NOTE:
1. ALL DIMENSIONS ARE IN mm.
2. ALL ELEVATIONS ARE VIEWED FROM OUTSIDE.
3. ALL DIMENSIONS TO BE VERIFIED ON SITE BEFORE FABRICATION.

LEGEND:
 (X) DETAIL MARK NO.
 (X00) REFER SHEET NO.

1. F.F.L. --- FINISHED FLOOR LEVEL
 2. S.F.L. --- STRUCTURAL FLOOR LEVEL
 3. (R) --- REVERSED DETAIL

NO.	DATE	REVISION	BY
B	18/10/2024	GENERAL REVISED	
A	20/9/2024	GENERAL REVISED	

CLIENT : MILLION BASE PROPERTIES LIMITED

ARCHITECT : WONG TUNG & PARTNERS LIMITED
ARCHITECTS & PLANNERS

STRUCTURAL ENGINEER : SYW & ASSOCIATES LTD.
SYW 香港建築工程師

MAIN CONTRACTOR : 顯利工程有限公司
HIEN LEE ENGINEERING CO., LTD.

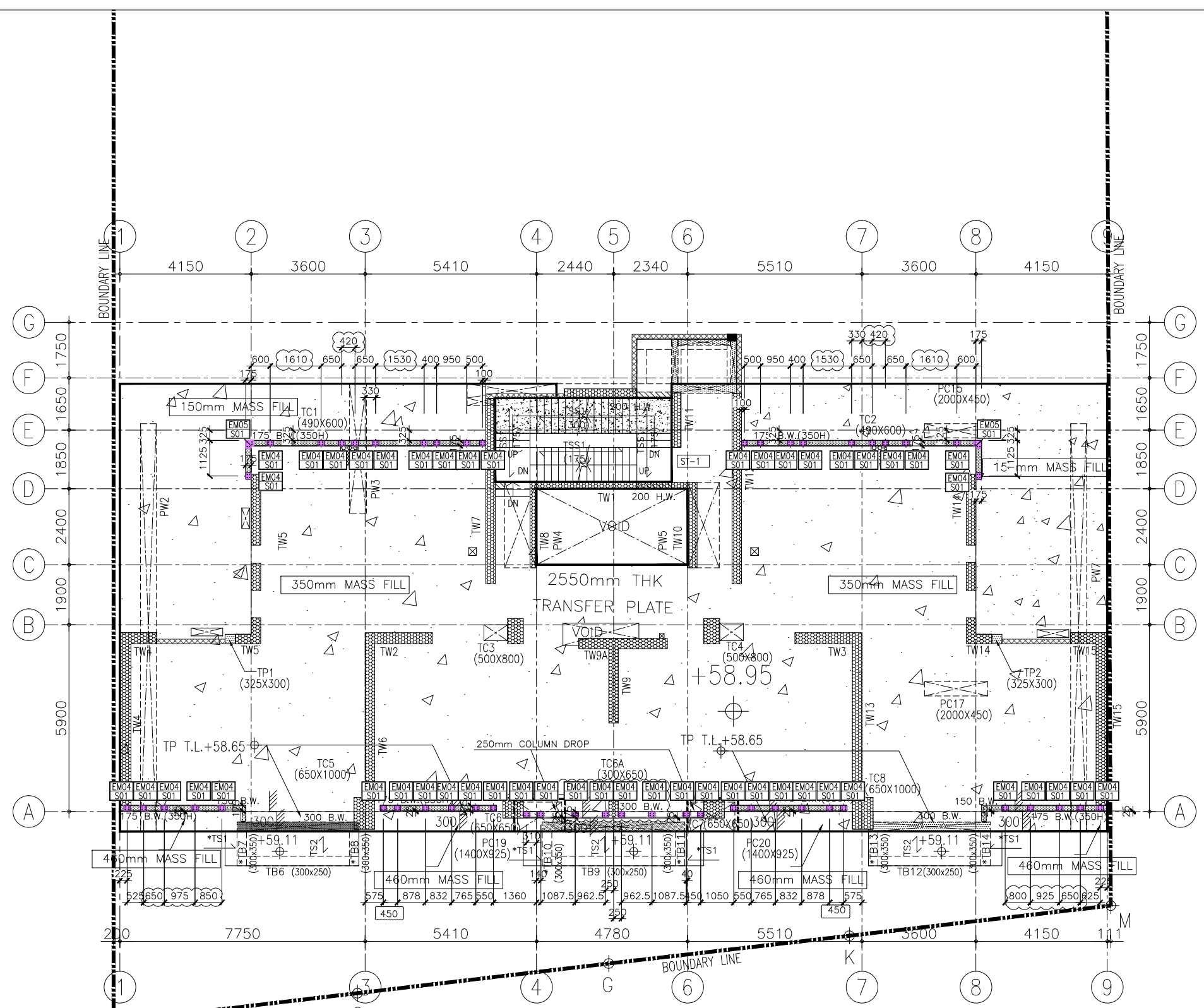
美特鋁質有限公司
MIDI ALUMINIUM FABRICATOR LTD.
Units 6-8, Sunray Industrial Centre, 1/F
610 Chee Kwo Ling Road, Kwailoon
Tel: 23489211-4 Fax: (852) 2727566

JOB NO. : J-861
PROJECT : PROPOSED RESIDENTIAL DEVELOPMENT AT NOS. 3-6 GENEALY, CENTRAL, HONG KONG

TITLE : TYPICAL TRANSOM DETAIL FOR CURTAIN WALL

DATE : 18-Jun-24 SCALE : 1:2 (A1)
DRAWN BY : asing CHECKED BY :
DWG NO. : J861-SD-CW-6024 REV. : -

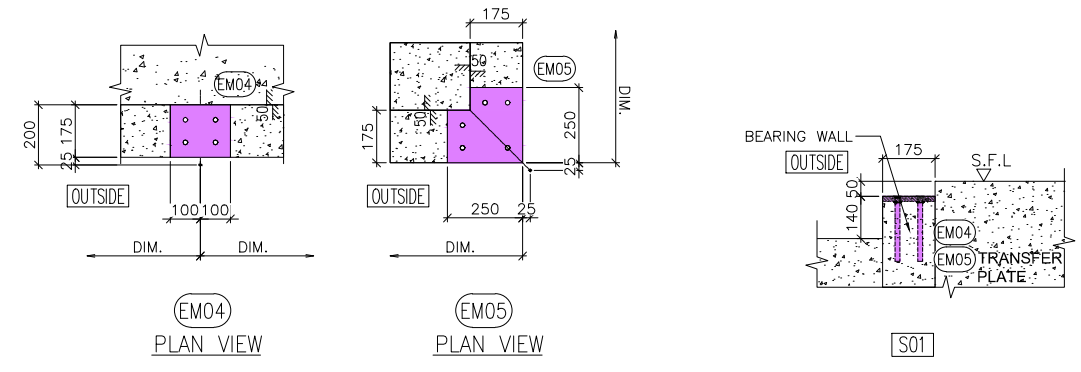
WONG TUNG & PARTNERS LTD.	APPROVED
	APPROVED AS NOTED
	APPROVED AS NOTED & RESUBMIT
	RESUBMIT
	NO COMMENT
REFER OTHER CONSULTANT'S COMMENTS	
Required for compliance with the design intent. Comments made shall apply to all similar conditions & details, not just the one detail. It shall not be construed as relieving the contractor of compliance with the contract documents & requirements.	
Reviewed By	Date



R.C. STRUCTURAL ELEMENT
COL./ BEAM / SLAB
IS (UNDER SEPARATED SUBMISSION)

- LEGENDS:
- CONC. FILL
 - B.W. BEARING WALL (ABOVE)
 - B.W. BEARING WALL (UNDER)
 - H.W. HANGER WALL (UNDER)
 - COL./WALL (ABOVE)
 - COL./WALL (UNDER)
 - PRACAST FACADE (UNDER SEPARATE SUBMISSION)

1 TOWER 2/F EMBED PLAN
CURTAIN WALL



NOTE:
1. ALL DIMENSIONS ARE IN mm.
2. ALL ELEVATIONS ARE VIEWED FROM OUTSIDE.
3. ALL DIMENSIONS TO BE VERIFIED ON SITE BEFORE FABRICATION.

LEGEND:
 — DETAIL MARK NO.
 — REFER SHEET NO.

1. F.F.L. --- FINISHED FLOOR LEVEL
2. S.F.L. --- STRUCTURAL FLOOR LEVEL
3. --- REVERSED DETAIL

B	06/11/2024	GENERAL REVISED	
A	20/9/2024	GENERAL REVISED	
NO.	DATE	REVISED	BY

CLIENT :
MILLION BASE PROPERTIES LIMITED

ARCHITECT :
WONG TUNG & PARTNERS LIMITED
ARCHITECTS & PLANNERS

STRUCTURAL ENGINEER :
SYW & ASSOCIATES LTD.
SYW 邵賢偉建築工程師

MAIN CONTRACTOR :
顯利工程有限公司
HIEN LEE ENGINEERING CO., LTD.

MIDI ALUMINIUM FABRICATOR LTD.
Units 6-8, Sunray Industrial Centre, 1/F
610 Cha Kwo Ling Road, Kowloon
Tel: 23489211-4 Fax: (852) 2727666

JOB NO. : J-861

PROJECT :
PROPOSED RESIDENTIAL
DEVELOPMENT AT NOS. 3-6
GLENEALY, CENTRAL, HONG KONG

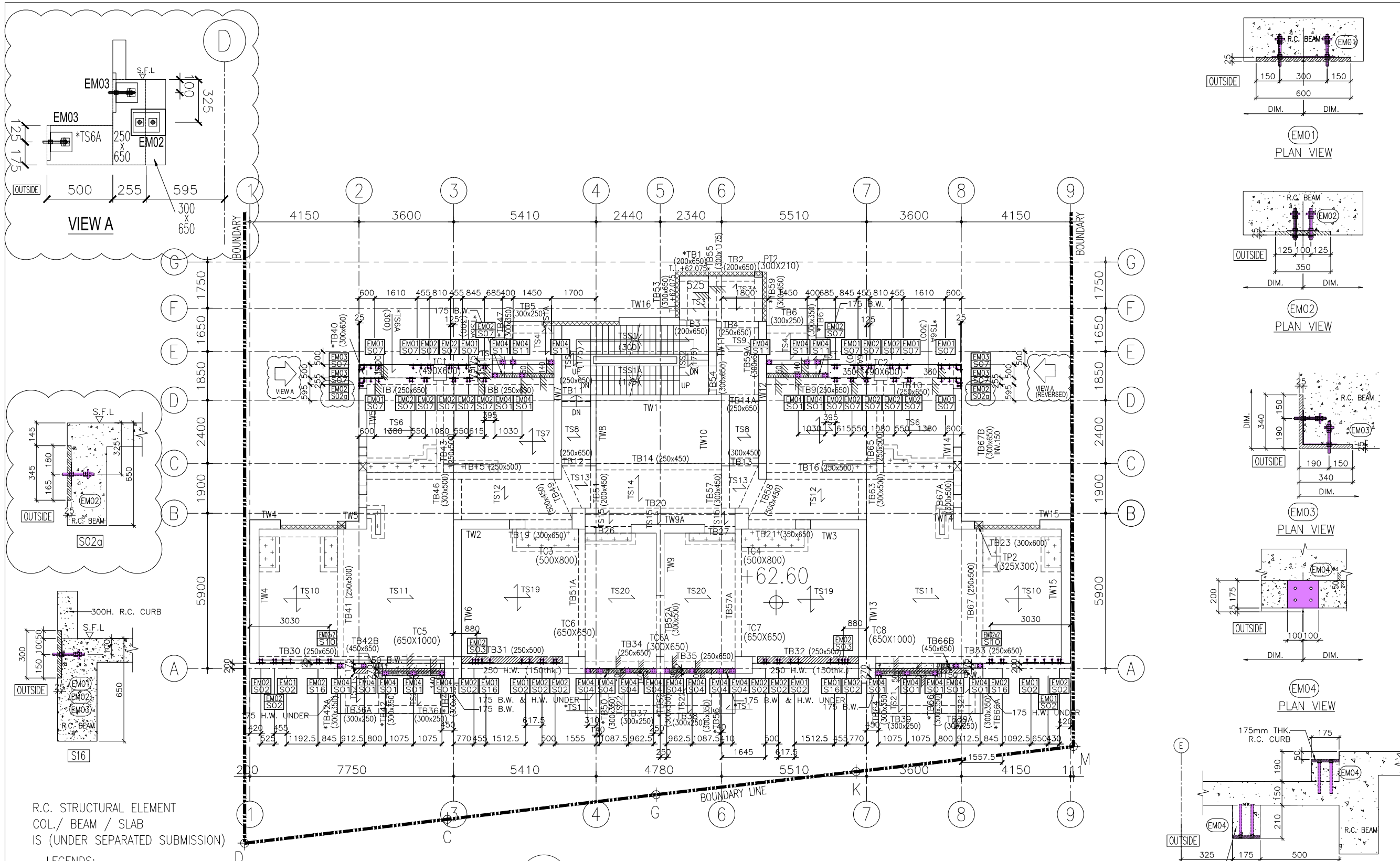
TITLE :
TOWER 2/F EMBED PLAN
FOR CURTAIN WALL

DATE : 06-Sep.-24 SCALE : 1:75 (A1)

DRAWN BY : Asing CHECKED BY :

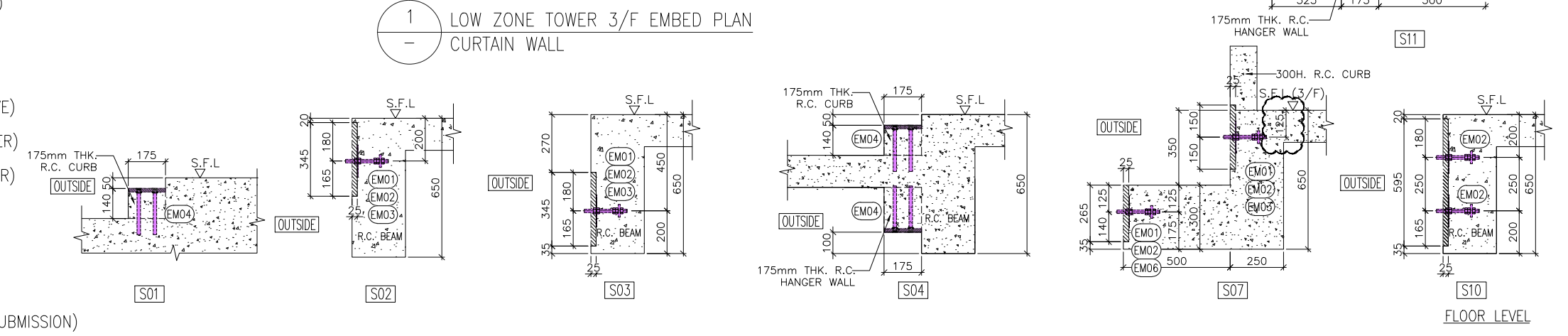
DWG NO. : J861-SD-CW-7001 REV. : B

WONG TUNG & PARTNERS LTD.	
APPROVED	
APPROVED AS NOTED	
APPROVED AS NOTED & RESUBMIT	
RESUBMIT	
NO COMMENT	
REFER OTHER CONSULTANT'S COMMENTS	
Reviewed for compliance with the design intent. Comments made shall apply to all similar conditions & details, not just the ones cited. The approval shall not be construed as relieving the contractor for compliance with the contract documents & requirements.	
Reviewed By	Date



R.C. STRUCTURAL ELEMENT
COL./ BEAM / SLAB
IS (UNDER SEPARATED SUBMISSION)

- LEGENDS:
- CONC. FILL
 - B.W. BEARING WALL (ABOVE)
 - B.W. BEARING WALL (UNDER)
 - H.W. HANGER WALL (UNDER)
 - COL./WALL (ABOVE)
 - COL./WALL (UNDER)
 - PRACAST FACADE (UNDER SEPARATE SUBMISSION)



NOTE :

1. ALL DIMENSIONS ARE IN mm.
2. ALL ELEVATIONS ARE VIEWED FROM OUTSIDE.
3. ALL DIMENSIONS TO BE VERIFIED ON SITE BEFORE FABRICATION.

LEGEND :

- X1 - DETAIL MARK NO.
- X001 - REFER SHEET NO.

1. F.F.L. --- FINISHED FLOOR LEVEL
2. S.F.L. --- STRUCTURAL FLOOR LEVEL
3. --- REVERSED DETAIL

C	23/01/2025	GENERAL REVISED	
B	06/11/2024	GENERAL REVISED	
A	20/9/2024	GENERAL REVISED	
NO.	DATE	REVISED	BY

CLIENT :
MILLION BASE PROPERTIES LIMITED

ARCHITECT :
WONG TUNG & PARTNERS LIMITED
ARCHITECTS & PLANNERS

STRUCTURAL ENGINEER :
SYW & ASSOCIATES LTD.
SYW 邵賢偉建築工程師

MAIN CONTRACTOR :
顯利工程有限公司
HIEN LEE ENGINEERING CO., LTD.

MIDI ALUMINIUM FABRICATOR LTD.
Units 6-8, Sunray Industrial Centre, 1/F
610 Cha Kwo Ling Road, Kowloon
Tel: 23489211-4 Fax: (852) 2727666

JOB NO. : J-861

PROJECT :
PROPOSED RESIDENTIAL
DEVELOPMENT AT NOS. 3-6
GLENEALY, CENTRAL, HONG KONG

TITLE :
LOW ZONE
TOWER 3/F EMBED PLAN
FOR CURTAIN WALL

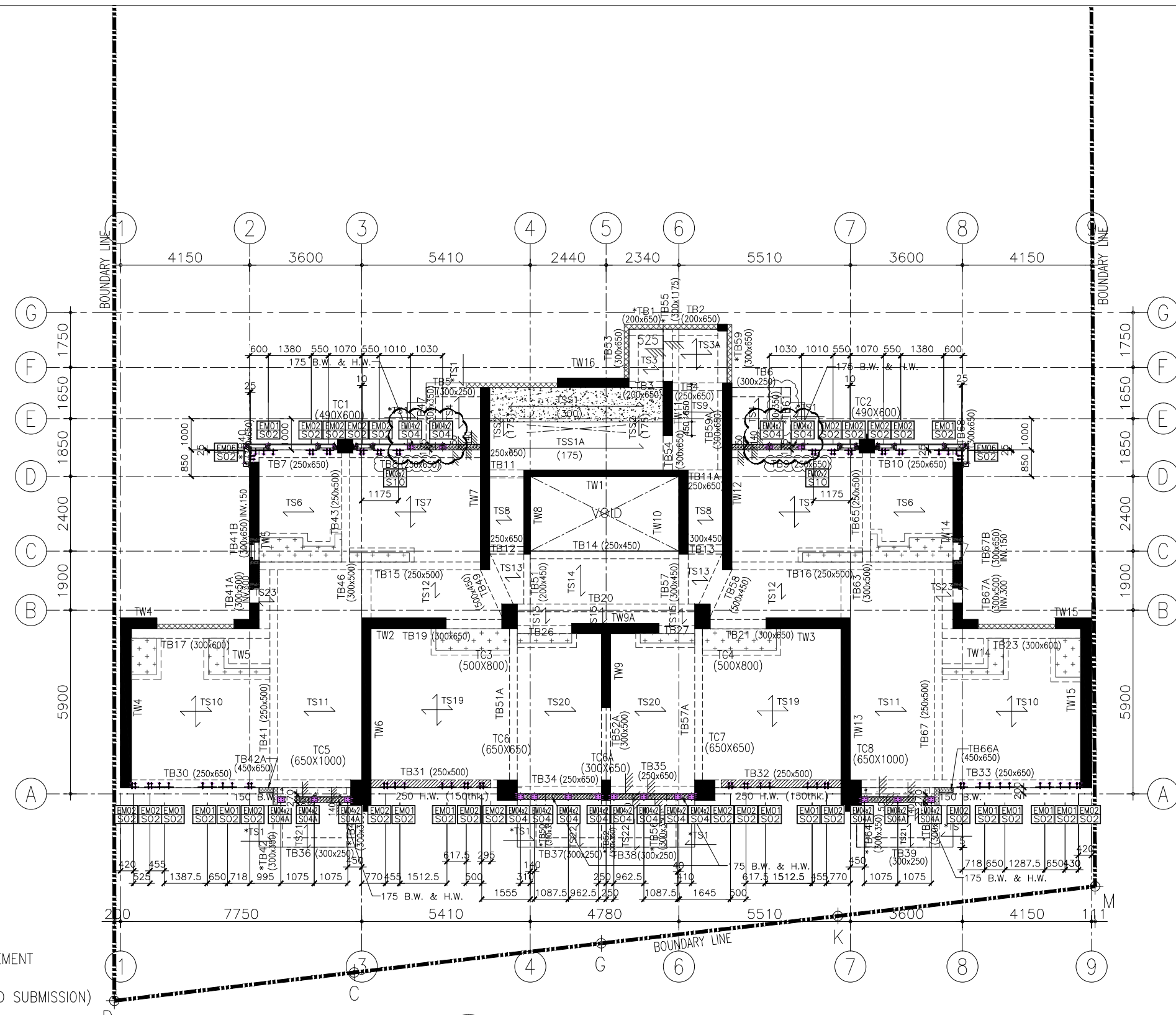
DATE : 06-Sep.-24 SCALE : 1:75 (A1)

DRAWN BY : Asing CHECKED BY :

DWG NO. : J861-SD-CW-7002 REV. : C

WONG TUNG & PARTNERS LTD.	
APPROVED	
APPROVED AS NOTED	
APPROVED AS NOTED & RESUBMIT	
RESUBMIT	
NO COMMENT	
REFER OTHER CONSULTANT'S COMMENTS	
Reviewed for compliance with the design intent. Comments made shall apply to all similar conditions & details, not just the ones cited.	
The approval shall not be construed as relieving the contractor for compliance with the contract documents & requirements.	
Reviewed By	Date

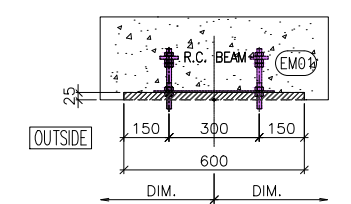
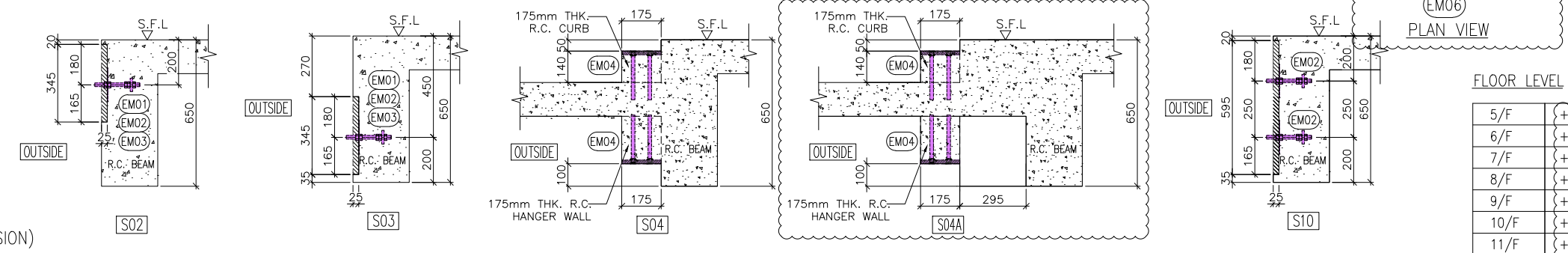
FLOOR LEVEL
3/F +62.60



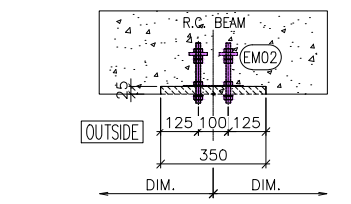
R.C. STRUCTURAL ELEMENT
COL./ BEAM / SLAB
IS (UNDER SEPARATED SUBMISSION)

- LEGENDS:
- CONC. FILL
 - B.W. BEARING WALL (ABOVE)
 - B.W. BEARING WALL (UNDER)
 - H.W. HANGER WALL (UNDER)
 - COL./WALL (ABOVE)
 - COL./WALL (UNDER)
 - PRECAST FACADE (UNDER SEPARATE SUBMISSION)

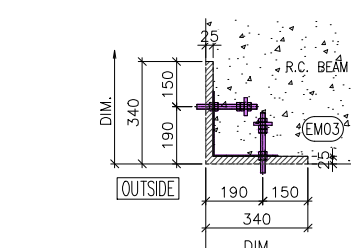
1 LOW ZONE TOWER 5/F TO 12/F EMBED PLAN (13/F&14/F OMITTED) (8 STOREYS)
- CURTAIN WALL



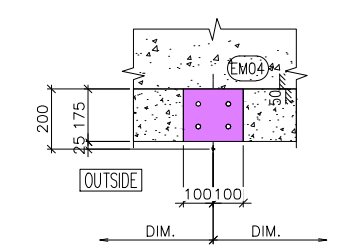
EM01 PLAN VIEW



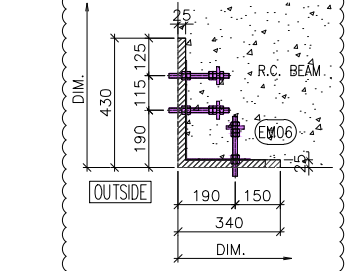
EM02 PLAN VIEW



EM03 PLAN VIEW



EM04 PLAN VIEW



EM06 PLAN VIEW

FLOOR LEVEL

5/F	+65.90
6/F	+69.20
7/F	+72.50
8/F	+75.80
9/F	+79.10
10/F	+82.40
11/F	+85.70
12/F	+89.00

NOTE:
1. ALL DIMENSIONS ARE IN mm.
2. ALL ELEVATIONS ARE VIEWED FROM OUTSIDE.
3. ALL DIMENSIONS TO BE VERIFIED ON SITE BEFORE FABRICATION.

LEGEND:
X1 - DETAIL MARK NO.
X001 - REFER SHEET NO.

1. F.F.L. --- FINISHED FLOOR LEVEL
2. S.F.L. --- STRUCTURAL FLOOR LEVEL
3. (R) --- REVERSED DETAIL

B	06/11/2024	GENERAL REVISED	
A	20/9/2024	GENERAL REVISED	
NO.	DATE	REVISED	BY

CLIENT:
MILLION BASE PROPERTIES LIMITED

ARCHITECT:
WONG TUNG & PARTNERS LIMITED
ARCHITECTS & PLANNERS

STRUCTURAL ENGINEER:
SWW | SYW & ASSOCIATES LTD.
邵賢偉建築工程師

MAIN CONTRACTOR:
顯利工程有限公司
HIEN LEE ENGINEERING CO., LTD.

JOB NO.: J-861

PROJECT:
PROPOSED RESIDENTIAL DEVELOPMENT AT NOS. 3-6 GLENEALY, CENTRAL, HONG KONG

TITLE:
LOW ZONE TOWER 5/F TO 12/F EMBED PLAN (13/F&14/F OMITTED) FOR CURTAIN WALL

DATE: 06-Sep.-24 SCALE: 1:75 (A1)

DRAWN BY: Asing CHECKED BY:

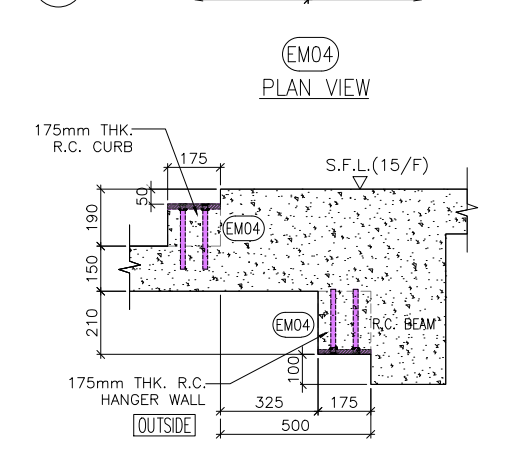
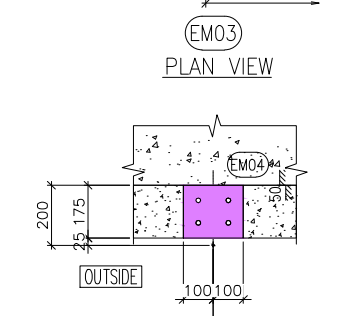
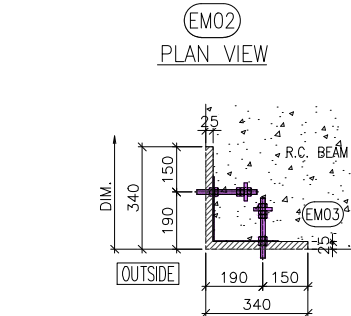
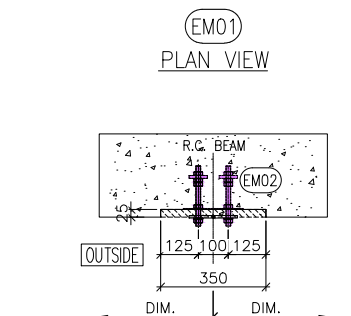
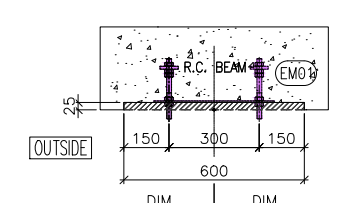
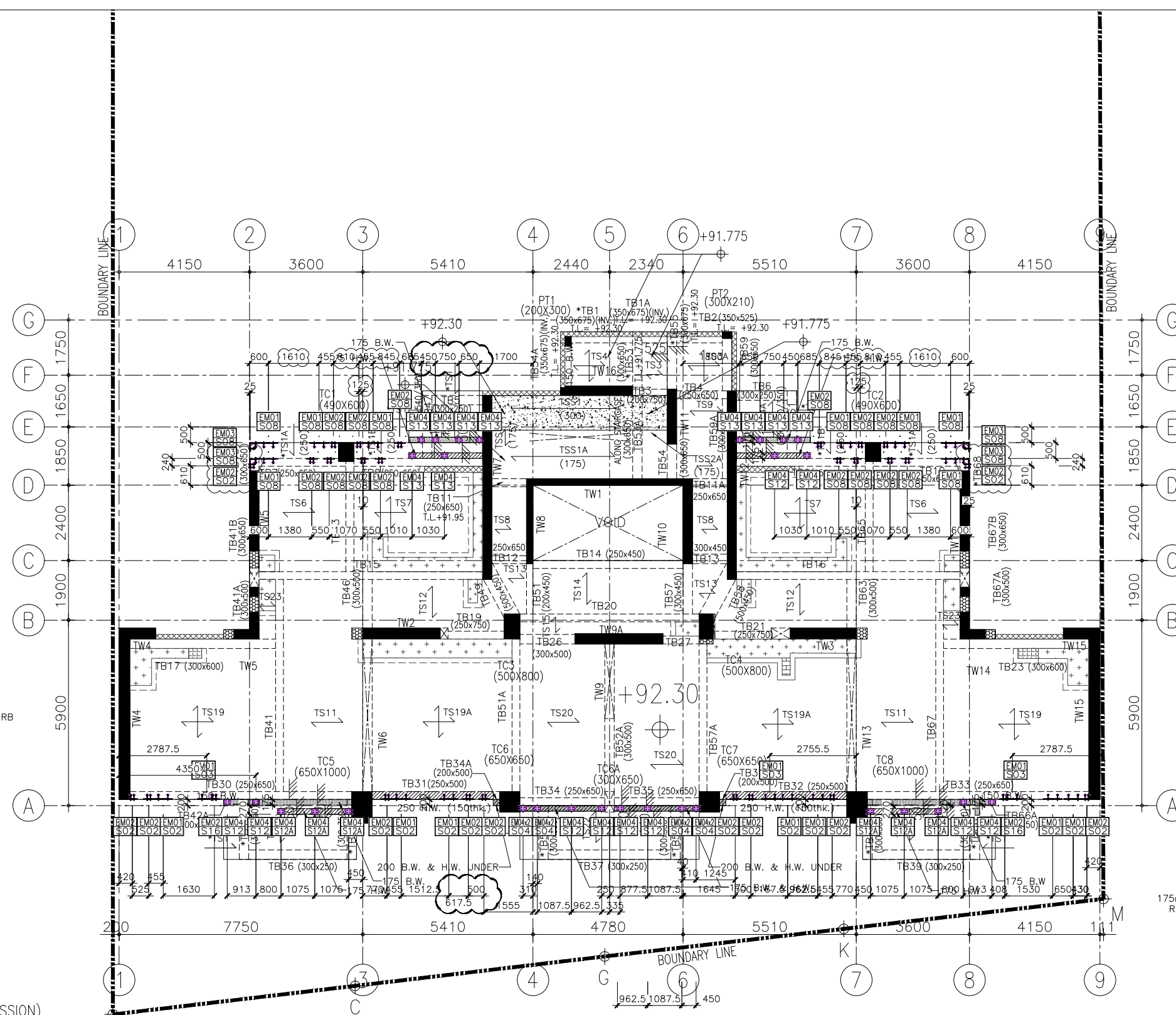
DWG NO.: J861-SD-CW-7003 REV.: B

WONG TUNG & PARTNERS LTD.

APPROVED	
APPROVED AS NOTED	
APPROVED AS NOTED & RESUBMIT	
RESUBMIT	
NO COMMENT	
REFER OTHER CONSULTANT'S COMMENTS	

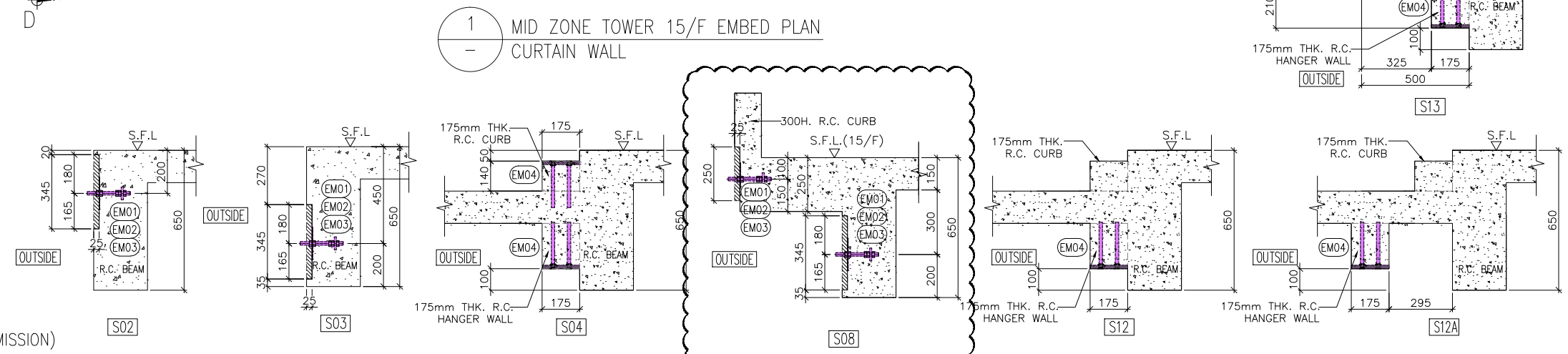
Reviewed for compliance with the design intent. Comments made shall apply to all similar conditions & details, not just the ones cited.
The approval shall not be construed as relieving the contractor for compliance with the contract documents & requirements.

Reviewed By: _____ Date: _____



R.C. STRUCTURAL ELEMENT
COL./ BEAM / SLAB
IS (UNDER SEPARATED SUBMISSION)

- LEGENDS:
- CONC. FILL
 - B.W. BEARING WALL (ABOVE)
 - B.W. BEARING WALL (UNDER)
 - H.W. HANGER WALL (UNDER)
 - COL./WALL (ABOVE)
 - COL./WALL (UNDER)
 - PRACAST FACADE (UNDER SEPARATE SUBMISSION)



1 MID ZONE TOWER 15/F EMBED PLAN CURTAIN WALL

NOTE:
1. ALL DIMENSIONS ARE IN MM.
2. ALL ELEVATIONS ARE VIEWED FROM OUTSIDE.
3. ALL DIMENSIONS TO BE VERIFIED ON SITE BEFORE FABRICATION.

LEGEND:
X1 - DETAIL MARK NO.
X001 - REFER SHEET NO.

1. F.F.L. --- FINISHED FLOOR LEVEL
2. S.F.L. --- STRUCTURAL FLOOR LEVEL
3. (R) --- REVERSED DETAIL

B	06/11/2024	GENERAL REVISED	
A	20/9/2024	GENERAL REVISED	
No.	DATE	REVISED	BY

CLIENT :
MILLION BASE PROPERTIES LIMITED

ARCHITECT :
WONG TUNG & PARTNERS LIMITED
ARCHITECTS & PLANNERS

STRUCTURAL ENGINEER :
SYW & ASSOCIATES LTD.
SYW 邵賢偉建築工程師

MAIN CONTRACTOR :
顯利工程有限公司
HIEN LEE ENGINEERING CO., LTD.

美特鋁質有限公司
MIDI ALUMINIUM FABRICATOR LTD.
Units 6-8, Sunray Industrial Centre, 1/F
610 Cha Kwo Ling Road, Kowloon
Tel: 23489211-4 Fax: (852) 2727666

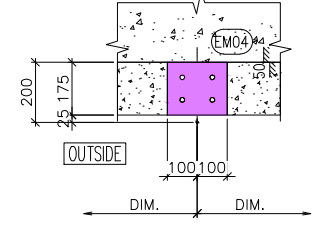
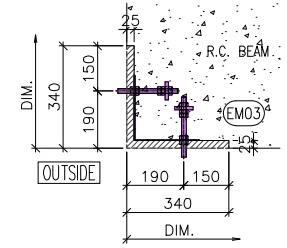
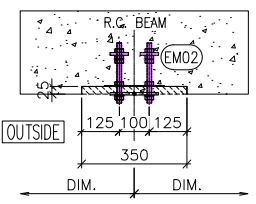
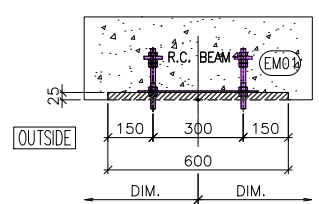
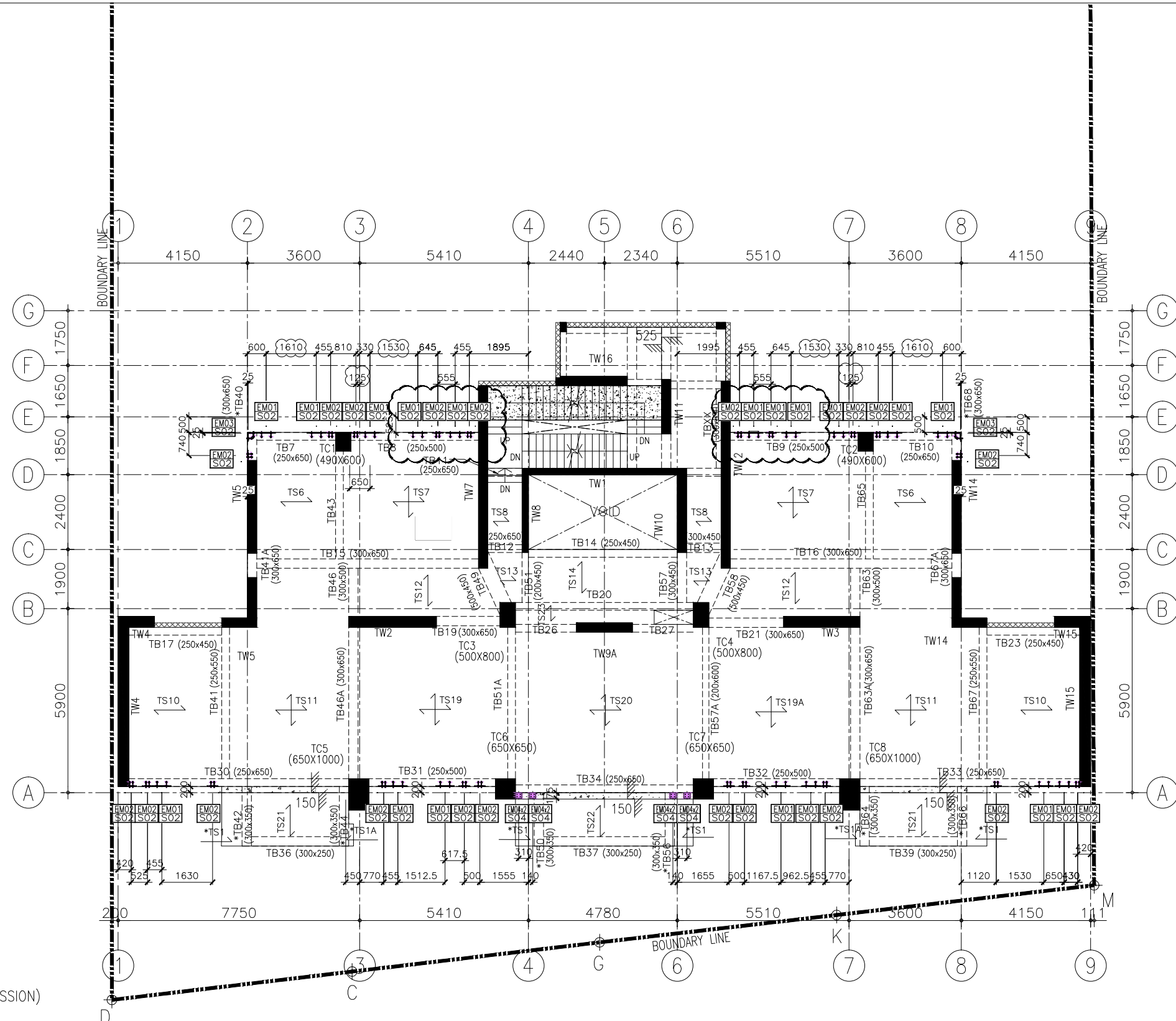
JOB NO. : J-861

PROJECT :
PROPOSED RESIDENTIAL DEVELOPMENT AT NOS. 3-6 GLENEALY, CENTRAL, HONG KONG

TITLE :
MID ZONE TOWER 15/F EMBED PLAN FOR CURTAIN WALL

DATE : 06-Sep.-24	SCALE : 1:75 (A1)
DRAWN BY : Asing	CHECKED BY :
DWG NO. : J861-SD-CW-7004	REV. : B

WONG TUNG & PARTNERS LTD.	
APPROVED	
APPROVED AS NOTED	
APPROVED AS NOTED & RESUBMIT	
RESUBMIT	
NO COMMENT	
REFER OTHER CONSULTANT'S COMMENTS	
Reviewed for compliance with the design intent. Comments made shall apply to all similar conditions & details, not just the one client. The approval shall not be construed as relieving the contractor for compliance with the contract documents & requirements.	
Reviewed By	Date



NOTE :
 1. ALL DIMENSIONS ARE IN MM.
 2. ALL ELEVATIONS ARE VIEWED FROM OUTSIDE.
 3. ALL DIMENSIONS TO BE VERIFIED ON SITE BEFORE FABRICATION.

LEGEND :
 X1 - DETAIL MARK NO.
 X001 - REFER SHEET NO.

1. F.F.L. --- FINISHED FLOOR LEVEL
 2. S.F.L. --- STRUCTURAL FLOOR LEVEL
 3. (R) --- REVERSED DETAIL

B	06/11/2024	GENERAL REVISED	
A	20/9/2024	GENERAL REVISED	
NO.	DATE	REVISED	BY

CLIENT :
MILLION BASE PROPERTIES LIMITED

ARCHITECT :
WONG TUNG & PARTNERS LIMITED
 ARCHITECTS & PLANNERS

STRUCTURAL ENGINEER :
SYW SYW & ASSOCIATES LTD.
 邵賢偉建築工程師

MAIN CONTRACTOR :
顯利工程有限公司
 HIEN LEE ENGINEERING CO., LTD.

美特鋁質有限公司
 MIDI ALUMINIUM FABRICATOR LTD.
 Units 6-8, Sunray Industrial Centre, 1/F
 610 Cha Kwo Ling Road, Kowloon
 Tel: 23489211-4 Fax: (852) 2727666

JOB NO. : J-861
 PROJECT : PROPOSED RESIDENTIAL DEVELOPMENT AT NOS. 3-6 GLENEALY, CENTRAL, HONG KONG

TITLE : MID ZONE TOWER 16/F TO 23/F EMBED PLAN FOR CURTAIN WALL

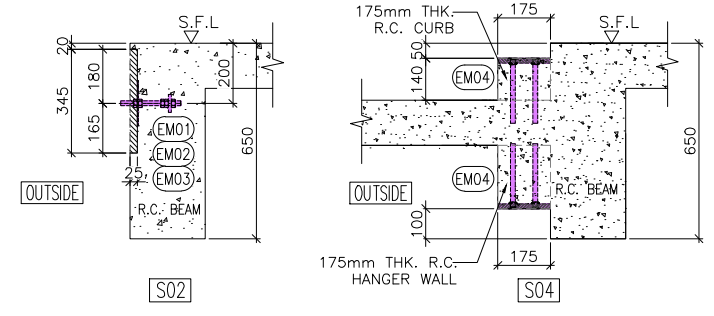
DATE : 06-Sep.-24	SCALE : 1:75 (A1)
DRAWN BY : Asing	CHECKED BY :
DWG NO. : J861-SD-CW-7005	REV. : B

R.C. STRUCTURAL ELEMENT
 COL./ BEAM / SLAB
 IS (UNDER SEPARATED SUBMISSION)

LEGENDS:

- CONC. FILL
- BEARING WALL (ABOVE)
- BEARING WALL (UNDER)
- HANGER WALL (UNDER)
- COL/WALL (ABOVE)
- COL/WALL (UNDER)
- PRACAST FACADE (UNDER SEPARATE SUBMISSION)

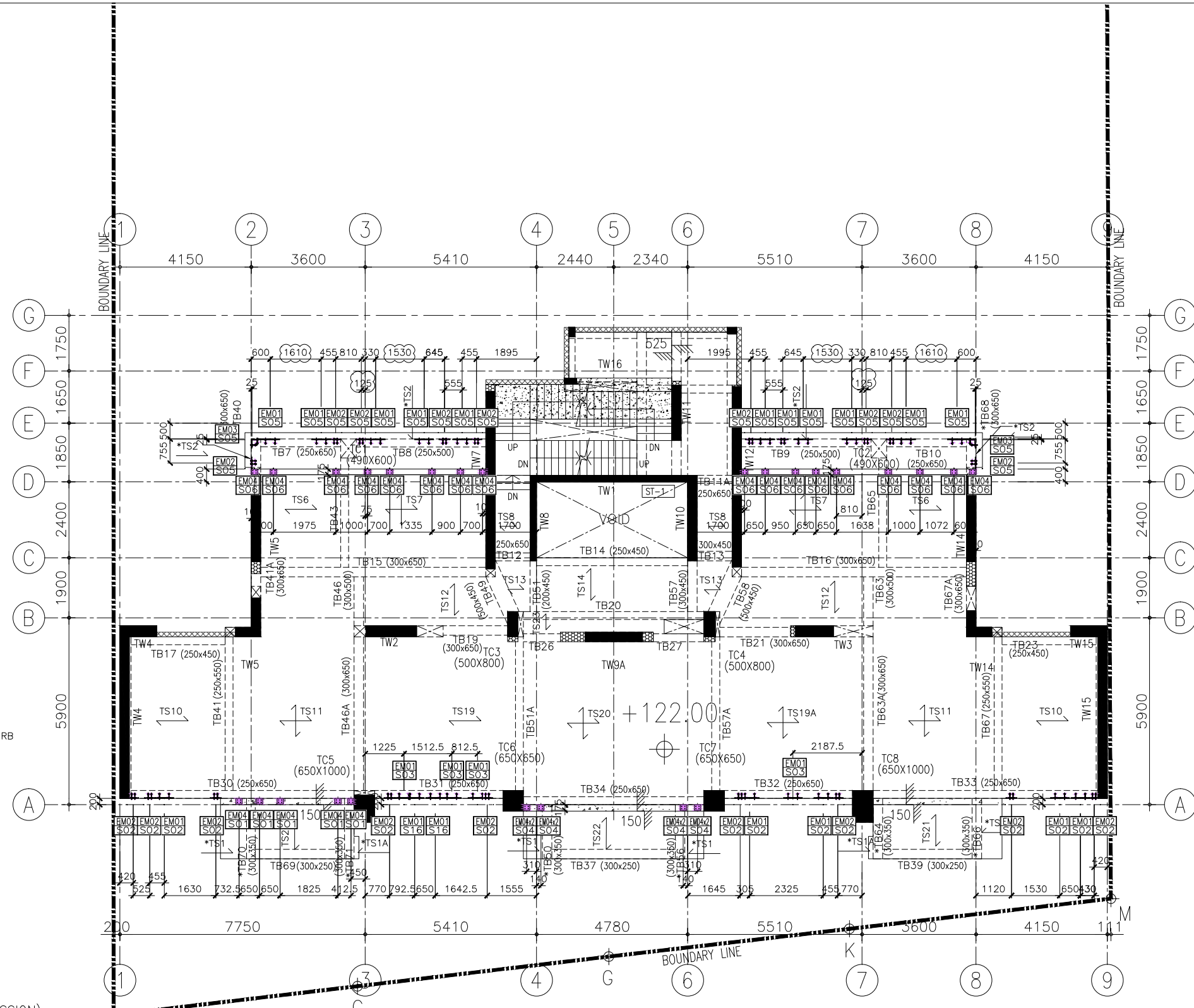
1 MID ZONE TOWER 16/F TO 23/F EMBED PLAN (8 STOREYS)
 - CURTAIN WALL



FLOOR LEVEL

16/F	+95.60
17/F	+98.90
18/F	+102.20
19/F	+105.50
20/F	+108.80
21/F	+112.10
22/F	+115.40
23/F	+118.70

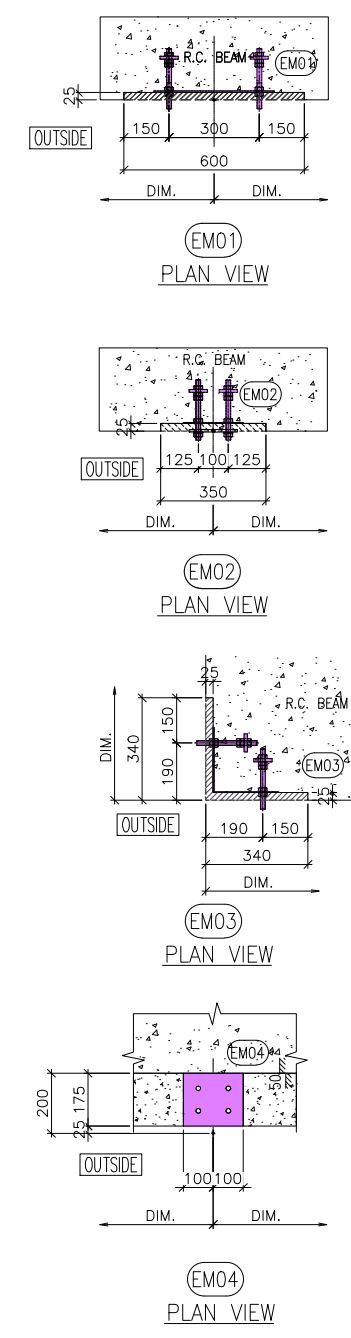
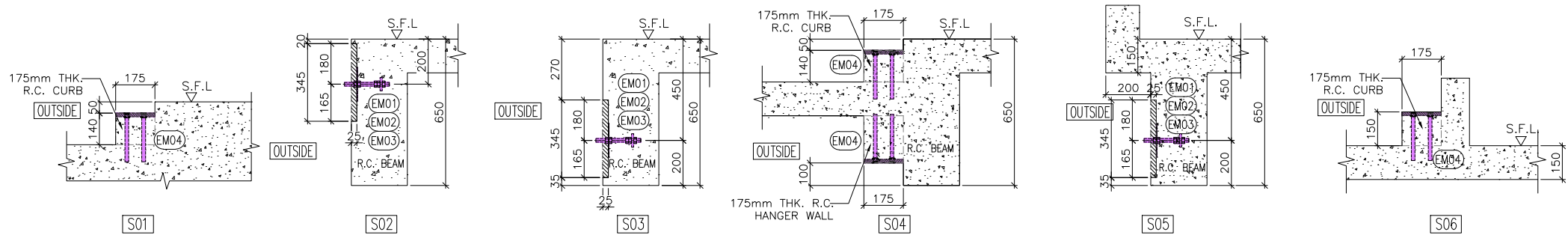
WONG TUNG & PARTNERS LTD.	
APPROVED	
APPROVED AS NOTED	
APPROVED AS NOTED & RESUBMIT	
RESUBMIT	
NO COMMENT	
REFER OTHER CONSULTANT'S COMMENTS	
Reviewed for compliance with the design intent. Comments made shall apply to all similar conditions & details, not just the ones cited. The approval shall not be construed as relieving the contractor for compliance with the contract documents & requirements.	
Reviewed By	Date



R.C. STRUCTURAL ELEMENT
COL./ BEAM / SLAB
IS (UNDER SEPARATED SUBMISSION)

- LEGENDS:
- CONC. FILL
 - B.W. BEARING WALL (ABOVE)
 - B.W. BEARING WALL (UNDER)
 - H.W. HANGER WALL (UNDER)
 - COL./WALL (ABOVE)
 - COL./WALL (UNDER)
 - PRACAST FACADE (UNDER SEPARATE SUBMISSION)

1 TOWER 25/F EMBED PLAN
CURTAIN WALL



NOTE:
1. ALL DIMENSIONS ARE IN MM.
2. ALL ELEVATIONS ARE VIEWED FROM OUTSIDE.
3. ALL DIMENSIONS TO BE VERIFIED ON SITE BEFORE FABRICATION.

LEGEND:
X1 - DETAIL MARK NO.
X001 - REFER SHEET NO.

1. F.F.L. --- FINISHED FLOOR LEVEL
2. S.F.L. --- STRUCTURAL FLOOR LEVEL
3. (R) --- REVERSED DETAIL

B	06/11/2024	GENERAL REVISED	
A	20/9/2024	GENERAL REVISED	
NO.	DATE	REVISED	BY

CLIENT :
MILLION BASE PROPERTIES LIMITED

ARCHITECT :
WONG TUNG & PARTNERS LIMITED
ARCHITECTS & PLANNERS

STRUCTURAL ENGINEER :
SYW & ASSOCIATES LTD.
SYW 邵賢偉建築工程師

MAIN CONTRACTOR :
顯利工程有限公司
HIEN LEE ENGINEERING CO., LTD.

美特鋁質有限公司
MIDI ALUMINIUM FABRICATOR LTD.
Units 6-8, Sunray Industrial Centre, 1/F
610 Cha Kwo Ling Road, Kowloon
Tel: 23489211-4 Fax: (852) 2727666

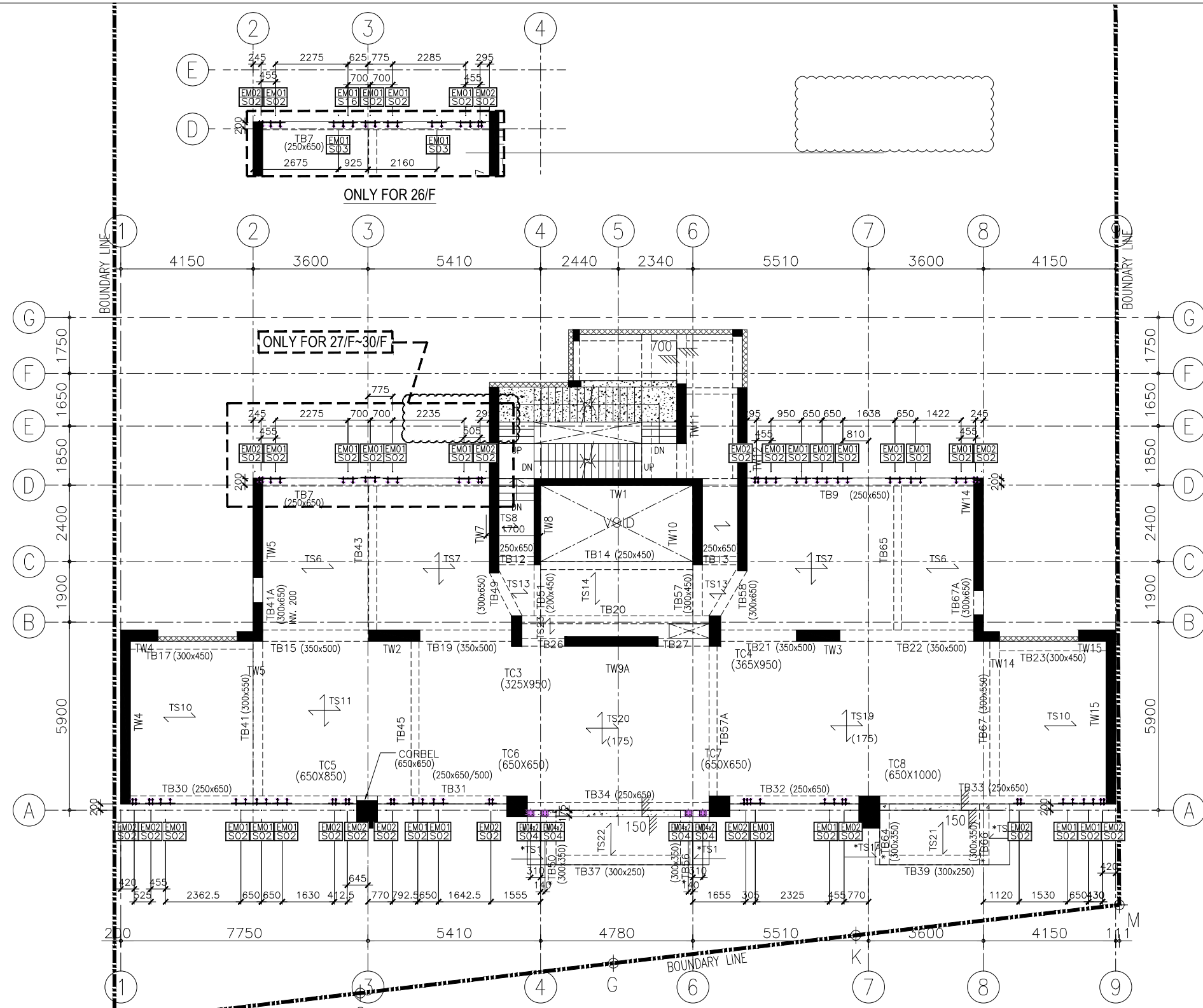
JOB NO. : J-861

PROJECT :
PROPOSED RESIDENTIAL
DEVELOPMENT AT NOS. 3-6
GLENEALY, CENTRAL, HONG KONG

TITLE :
TOWER 25/F EMBED PLAN
FOR CURTAIN WALL

DATE : 06-Sep.-24	SCALE : 1:75 (A1)
DRAWN BY : Asing	CHECKED BY :
DWG NO. : J861-SD-CW-7006	REV. : B

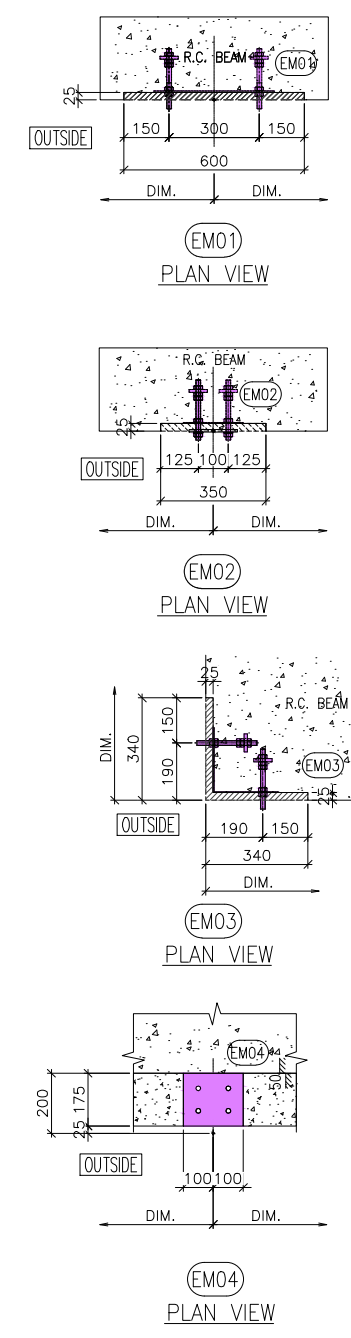
WONG TUNG & PARTNERS LTD.	
APPROVED	
APPROVED AS NOTED	
APPROVED AS NOTED & RESUBMIT	
RESUBMIT	
NO COMMENT	
REFER OTHER CONSULTANT'S COMMENTS	
Reviewed for compliance with the design intent. Comments made shall apply to all similar conditions & details, not just the ones cited. The approval shall not be construed as relieving the contractor for compliance with the contract documents & requirements.	
Reviewed By	Date



R.C. STRUCTURAL ELEMENT
COL./ BEAM / SLAB
IS (UNDER SEPARATED SUBMISSION)

- LEGENDS:
- CONC. FILL
 - B.W. BEARING WALL (ABOVE)
 - B.W. BEARING WALL (UNDER)
 - H.W. HANGER WALL (UNDER)
 - COL./WALL (ABOVE)
 - COL./WALL (UNDER)
 - PRACAST FACADE (UNDER SEPARATE SUBMISSION)

1 HIGH ZONE TOWER 26/F TO 30/F EMBED PLAN CURTAIN WALL



NOTE:
1. ALL DIMENSIONS ARE IN mm.
2. ALL ELEVATIONS ARE VIEWED FROM OUTSIDE.
3. ALL DIMENSIONS TO BE VERIFIED ON SITE BEFORE FABRICATION.

LEGEND:
X1 - DETAIL MARK NO.
X001 - REFER SHEET NO.

1. F.F.L. --- FINISHED FLOOR LEVEL
2. S.F.L. --- STRUCTURAL FLOOR LEVEL
3. (R) --- REVERSED DETAIL

B	06/11/2024	GENERAL REVISED	
A	20/9/2024	GENERAL REVISED	
NO.	DATE	REVISED	BY

CLIENT :
MILLION BASE PROPERTIES LIMITED

ARCHITECT :
WONG TUNG & PARTNERS LIMITED
ARCHITECTS & PLANNERS

STRUCTURAL ENGINEER :
SYW & ASSOCIATES LTD.
SYW 邵賢偉建築工程師

MAIN CONTRACTOR :
顯利工程有限公司
HIEN LEE ENGINEERING CO., LTD.

MIDI ALUMINIUM FABRICATOR LTD.
Units 6-8, Sunray Industrial Centre, 1/F
610 Cha Kwo Ling Road, Kowloon
Tel: 23489211-4 Fax: (852) 2727666

JOB NO. : J-861

PROJECT :
PROPOSED RESIDENTIAL DEVELOPMENT AT NOS. 3-6 GLENEALY, CENTRAL, HONG KONG

TITLE :
HIGH ZONE TOWER 26/F TO 30/F EMBED PLAN FOR CURTAIN WALL

DATE : 06-Sep.-24 SCALE : 1:75 (A1)

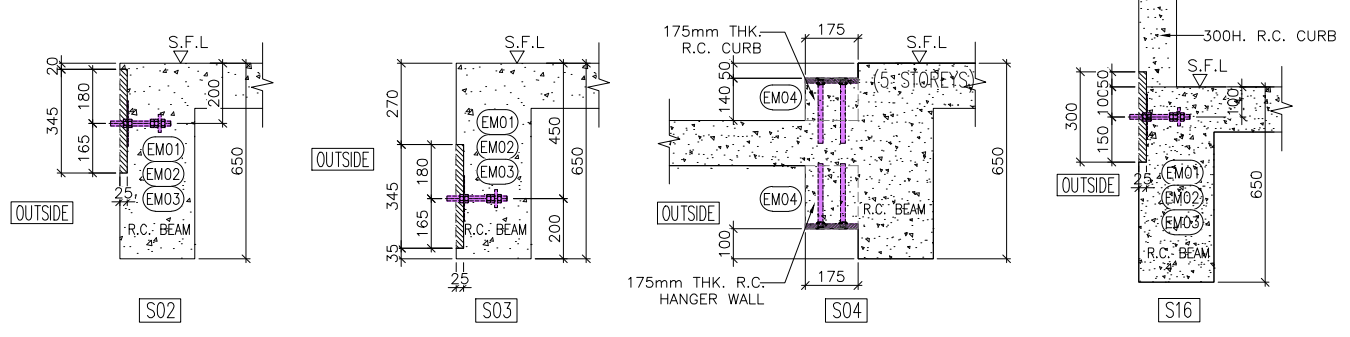
DRAWN BY : Asing CHECKED BY :

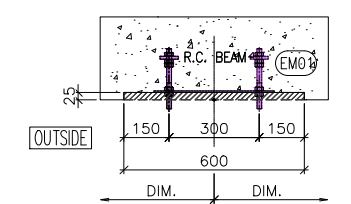
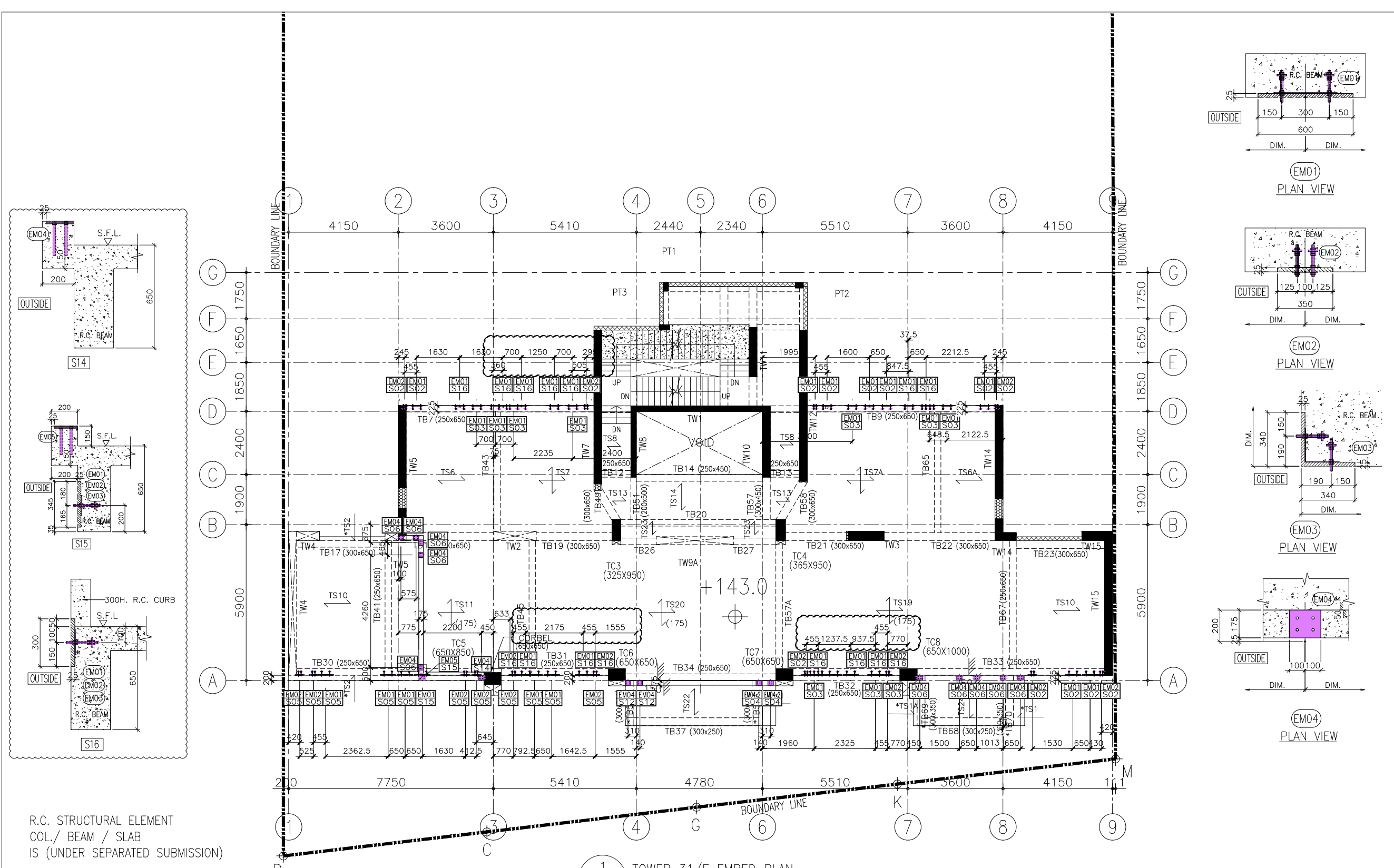
DWG NO. : J861-SD-CW-7007 REV. : B

WONG TUNG & PARTNERS LTD.	
APPROVED	
APPROVED AS NOTED	
APPROVED AS NOTED & RESUBMIT	
RESUBMIT	
NO COMMENT	
REFER OTHER CONSULTANT'S COMMENTS	
Reviewed for compliance with the design intent. Comments made shall apply to all similar conditions & details, not just the ones cited. The approval shall not be construed as relieving the contractor for compliance with the contract documents & requirements.	
Reviewed By	Date

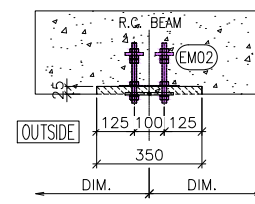
FLOOR LEVEL

26/F	+125.50
27/F	+129.00
28/F	+132.50
29/F	+136.00
30/F	+139.50

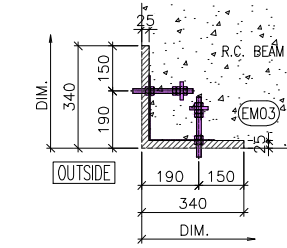




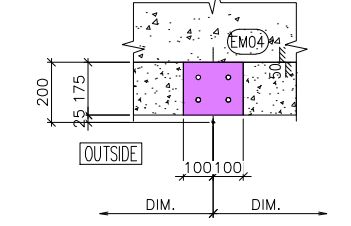
EM01
PLAN VIEW



EM02
PLAN VIEW



EM03
PLAN VIEW



EM04
PLAN VIEW

NOTE:
 1. ALL DIMENSIONS ARE IN mm.
 2. ALL ELEVATIONS ARE VIEWED FROM OUTSIDE.
 3. ALL DIMENSIONS TO BE VERIFIED ON SITE BEFORE FABRICATION.

LEGEND:
 X1 - DETAIL MARK NO.
 X001 - REFER SHEET NO.

1. F.F.L. --- FINISHED FLOOR LEVEL
 2. S.F.L. --- STRUCTURAL FLOOR LEVEL
 3. (R) --- REVERSED DETAIL

A	20/9/2024	GENERAL	REVISED	
NO.	DATE		REVISED	BY

CLIENT:
 MILLION BASE PROPERTIES LIMITED

ARCHITECT:
WONG TUNG & PARTNERS LIMITED
 ARCHITECTS & PLANNERS

STRUCTURAL ENGINEER:
SYW SYW & ASSOCIATES LTD.
 邵賢偉建築工程師

MAIN CONTRACTOR:
顯利工程有限公司
 HIEN LEE ENGINEERING CO., LTD.

美特鋁質有限公司
 MIDI ALUMINIUM FABRICATOR LTD.
 Units 6-8, Sunray Industrial Centre, 1/F
 610 Cha Kwo Ling Road, Kowloon
 Tel: 23489211-4 Fax: (852) 2727666

JOB NO.: J-861

PROJECT:
 PROPOSED RESIDENTIAL
 DEVELOPMENT AT NOS. 3-6
 GLENEALY, CENTRAL, HONG KONG

TITLE:
 TOWER 31/F EMBED PLAN
 FOR CURTAIN WALL

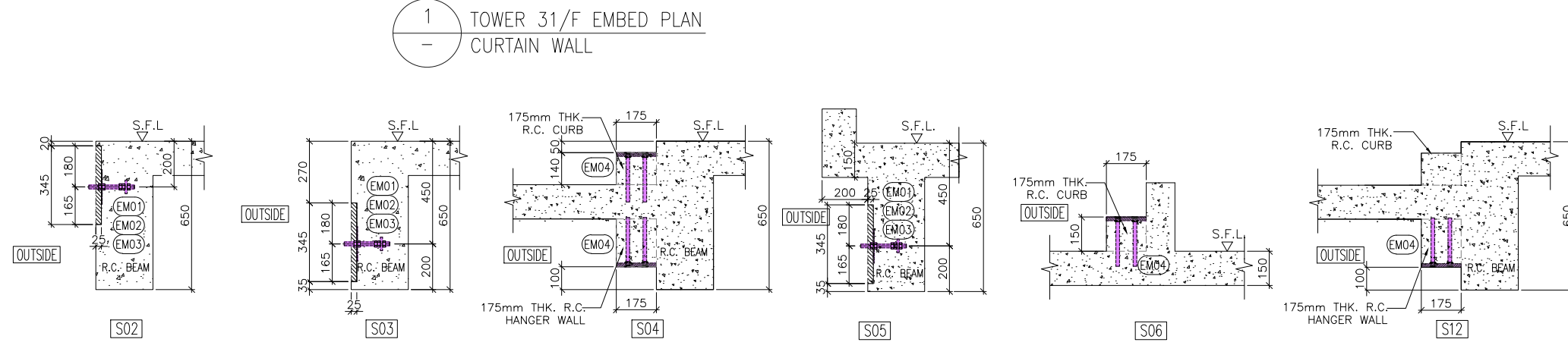
DATE: 06-Sep.-24 SCALE: 1:75 (A1)

DRAWN BY: Asing CHECKED BY:

DWG NO.: J861-SD-CW-7008 REV.: A

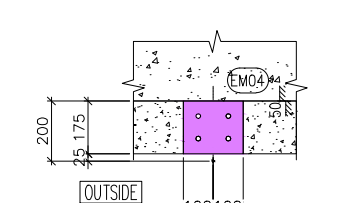
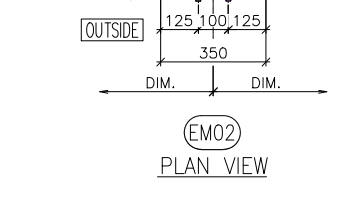
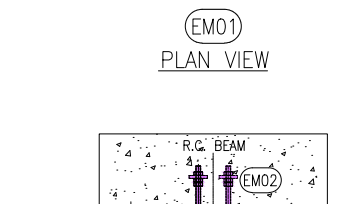
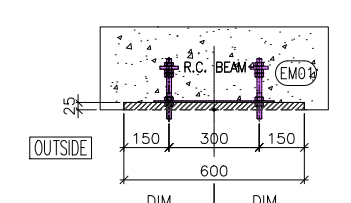
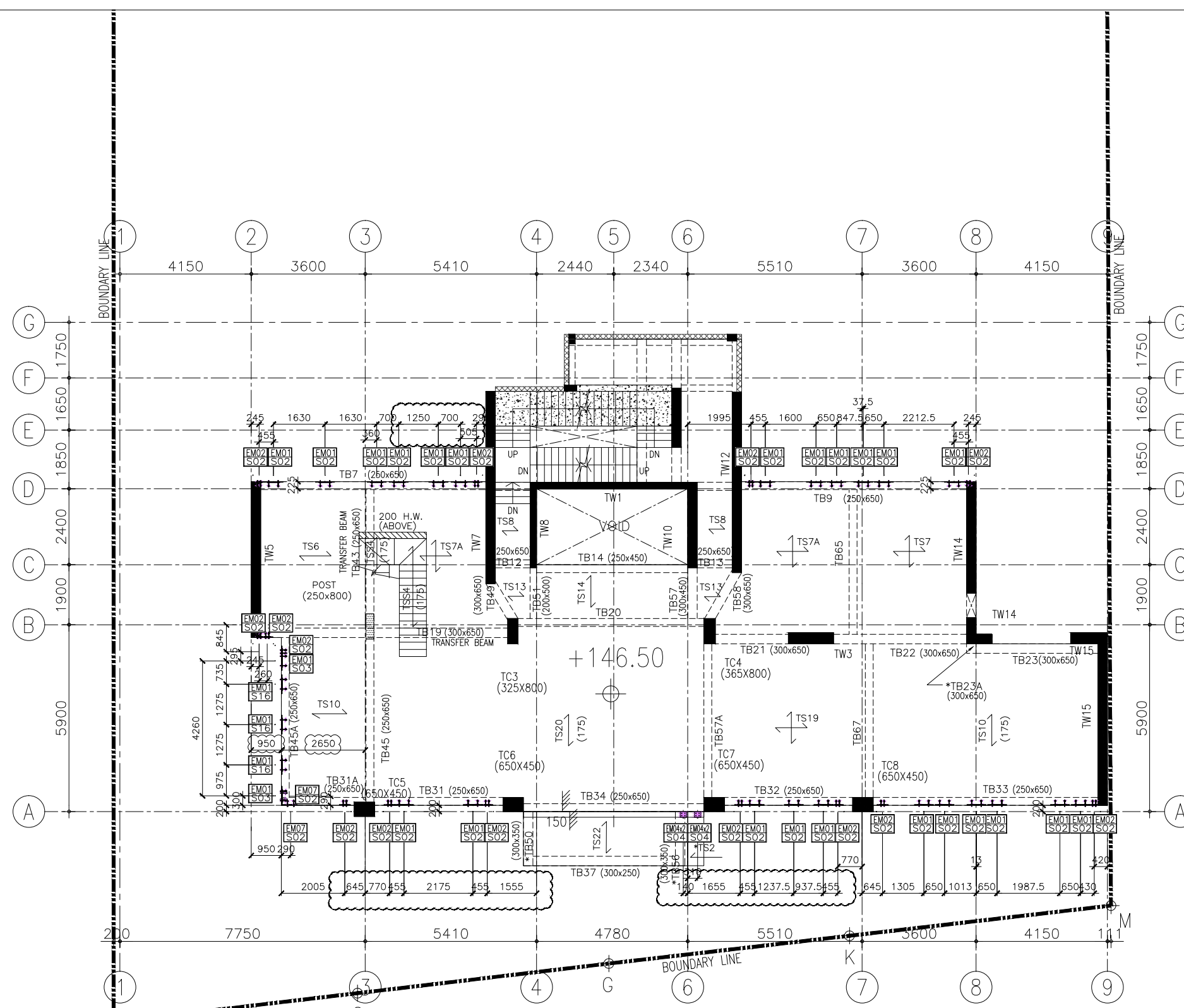
R.C. STRUCTURAL ELEMENT
 COL./ BEAM / SLAB
 IS (UNDER SEPARATED SUBMISSION)

- LEGENDS:
- CONC. FILL
 - BEARING WALL (ABOVE)
 - BEARING WALL (UNDER)
 - HANGER WALL (UNDER)
 - COL/WALL (ABOVE)
 - COL/WALL (UNDER)
 - PRACAST FACADE (UNDER SEPARATE SUBMISSION)



1 TOWER 31/F EMBED PLAN
 CURTAIN WALL

WONG TUNG & PARTNERS LTD.	
APPROVED	
APPROVED AS NOTED	
APPROVED AS NOTED & RESUBMIT	
RESUBMIT	
NO COMMENT	
REFER OTHER CONSULTANT'S COMMENTS	
Reviewed for compliance with the design intent. Comments made shall apply to all similar conditions & details, not just the ones cited. The approval shall not be construed as relieving the contractor for compliance with the contract documents & requirements.	
Reviewed By	Date



NOTE :
 1. ALL DIMENSIONS ARE IN mm.
 2. ALL ELEVATIONS ARE VIEWED FROM OUTSIDE.
 3. ALL DIMENSIONS TO BE VERIFIED ON SITE BEFORE FABRICATION.

LEGEND :
 X1 — DETAIL MARK NO.
 X001 — REFER SHEET NO.

1. F.F.L. --- FINISHED FLOOR LEVEL
 2. S.F.L. --- STRUCTURAL FLOOR LEVEL
 3. (R) --- REVERSED DETAIL

A	20/9/2024	GENERAL REVISED	
NO.	DATE	REVISED	BY

CLIENT :
MILLION BASE PROPERTIES LIMITED

ARCHITECT :
WONG TUNG & PARTNERS LIMITED
 ARCHITECTS & PLANNERS

STRUCTURAL ENGINEER :
SYW & ASSOCIATES LTD.
 邵賢偉建築工程師

MAIN CONTRACTOR :
顯利工程有限公司
 HIEN LEE ENGINEERING CO., LTD.

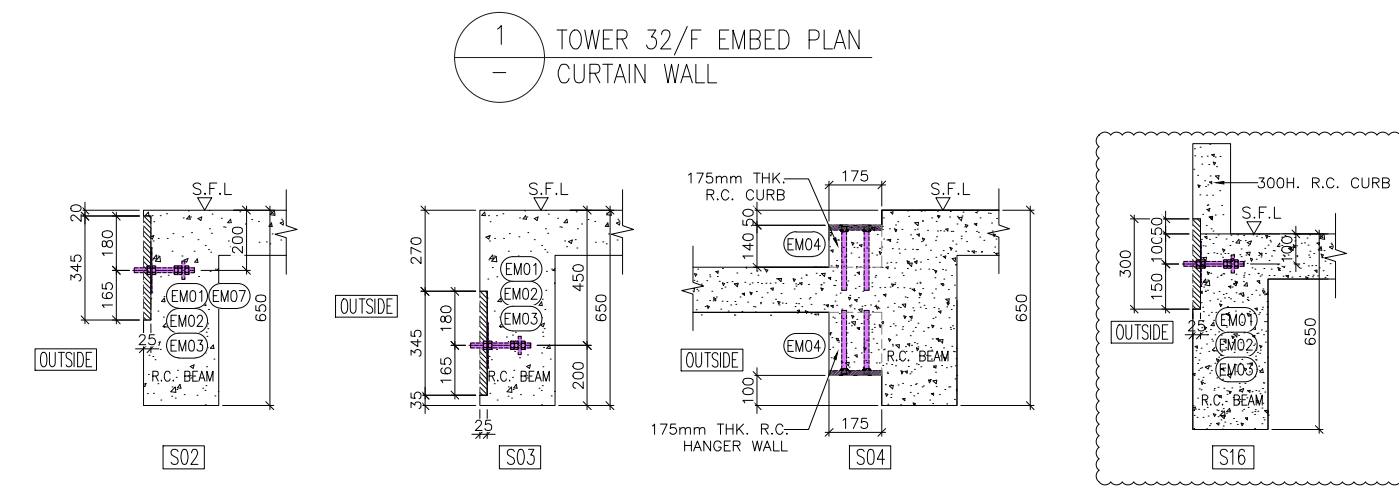
美特鋁質有限公司
 MIDI ALUMINIUM FABRICATOR LTD.
 Units 6-8, Sunray Industrial Centre, 1/F
 610 Cha Kwo Ling Road, Kowloon
 Tel:23489211-4 Fax:(852)2727666

JOB NO. : J-861
 PROJECT : PROPOSED RESIDENTIAL DEVELOPMENT AT NOS. 3-6 GLENEALY, CENTRAL, HONG KONG

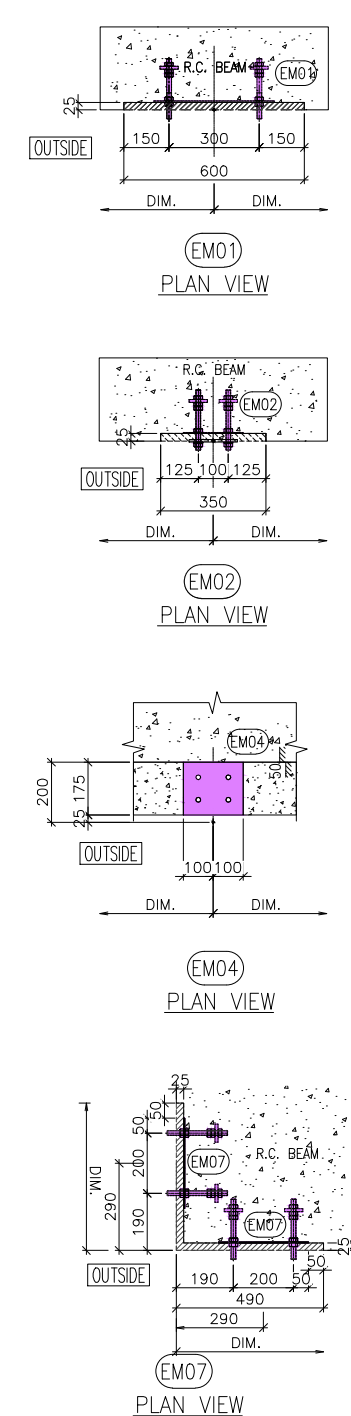
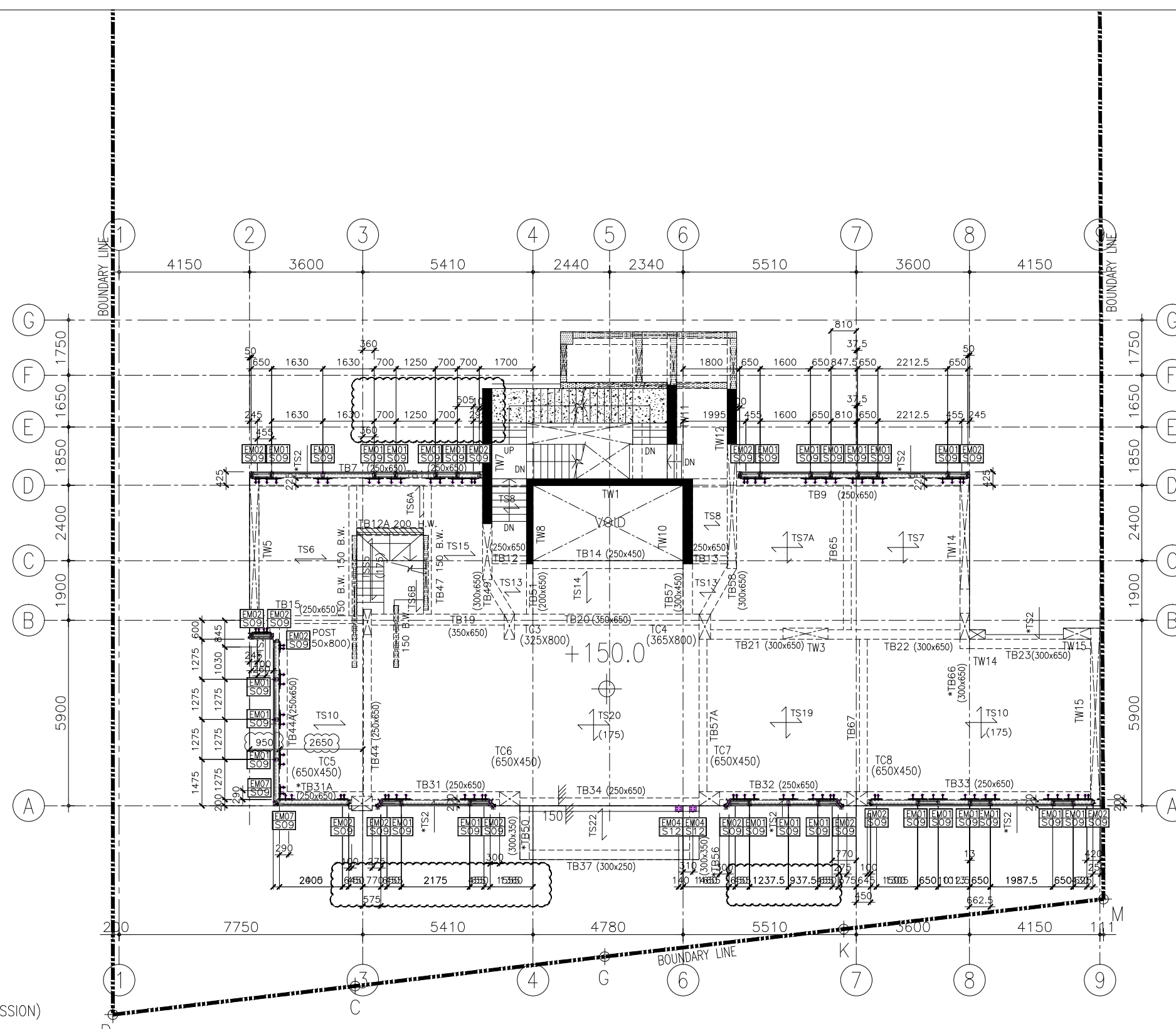
TITLE : TOWER 32/F EMBED PLAN FOR CURTAIN WALL

DATE : 06-Sep.-24 SCALE : 1:75 (A1)
 DRAWN BY : Asing CHECKED BY :
 DWG NO. : J861-SD-CW-7009 REV. : A

- R.C. STRUCTURAL ELEMENT
 COL./ BEAM / SLAB
 IS (UNDER SEPARATED SUBMISSION)
- LEGENDS:**
- CONC. FILL
 - BEARING WALL (ABOVE)
 - BEARING WALL (UNDER)
 - HANGER WALL (UNDER)
 - COL/WALL (ABOVE)
 - COL/WALL (UNDER)
 - PRACAST FACADE (UNDER SEPARATE SUBMISSION)



WONG TUNG & PARTNERS LTD.	
APPROVED	
APPROVED AS NOTED	
APPROVED AS NOTED & RESUBMIT	
RESUBMIT	
NO COMMENT	
REFER OTHER CONSULTANT'S COMMENTS	
Reviewed for compliance with the design intent. Comments made shall apply to all similar conditions & details, not just the ones checked. The approval shall not be construed as relieving the contractor for compliance with the contract documents & requirements.	
Reviewed By	Date



NOTE :
 1. ALL DIMENSIONS ARE IN mm.
 2. ALL ELEVATIONS ARE VIEWED FROM OUTSIDE.
 3. ALL DIMENSIONS TO BE VERIFIED ON SITE BEFORE FABRICATION.

LEGEND :
 X1 — DETAIL MARK NO.
 X001 — REFER SHEET NO.

1. F.F.L. --- FINISHED FLOOR LEVEL
 2. S.F.L. --- STRUCTURAL FLOOR LEVEL
 3. (R) --- REVERSED DETAIL

A	20/9/2024	GENERAL REVISED	
NO.	DATE	REVISED	BY

CLIENT :
MILLION BASE PROPERTIES LIMITED

ARCHITECT :
WONG TUNG & PARTNERS LIMITED
 ARCHITECTS & PLANNERS

STRUCTURAL ENGINEER :
SYW & ASSOCIATES LTD.
 邵賢偉建築工程師

MAIN CONTRACTOR :
顯利工程有限公司
 HIEN LEE ENGINEERING CO., LTD.

美特鋁質有限公司
 MIDI ALUMINIUM FABRICATOR LTD.
 Units 6-8, Sunray Industrial Centre, 1/F
 610 Cha Kwo Ling Road, Kowloon
 Tel: 23489211-4 Fax: (852) 2727666

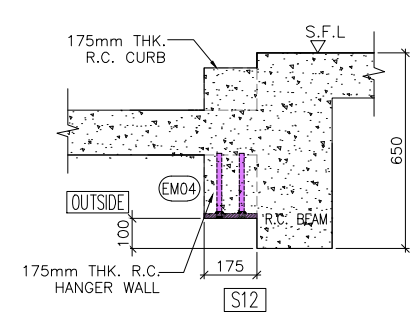
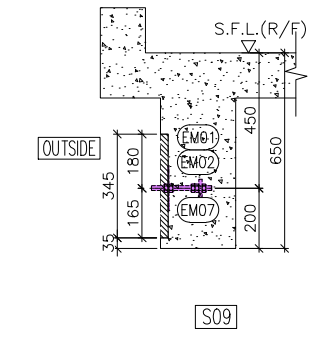
JOB NO. : J-861
 PROJECT : PROPOSED RESIDENTIAL DEVELOPMENT AT NOS. 3-6 GLENEALY, CENTRAL, HONG KONG

TITLE : ROOF EMBED PLAN FOR CURTAIN WALL

DATE : 06-Sep.-24	SCALE : 1:75 (A1)
DRAWN BY : Asing	CHECKED BY :
DWG NO. : J861-SD-CW-7010	REV. : A

- R.C. STRUCTURAL ELEMENT
 COL./ BEAM / SLAB
 IS (UNDER SEPARATED SUBMISSION)
- LEGENDS:**
- CONC. FILL
 - B.W. BEARING WALL (ABOVE)
 - B.W. BEARING WALL (UNDER)
 - H.W. HANGER WALL (UNDER)
 - COL./WALL (ABOVE)
 - COL./WALL (UNDER)
 - PRACAST FACADE (UNDER SEPARATE SUBMISSION)

1 ROOF EMBED PLAN CURTAIN WALL



WONG TUNG & PARTNERS LTD.	
APPROVED	
APPROVED AS NOTED	
APPROVED AS NOTED & RESUBMIT	
RESUBMIT	
NO COMMENT	
REFER OTHER CONSULTANT'S COMMENTS	
Reviewed for compliance with the design intent. Comments made shall apply to all similar conditions & details, not just the ones cited. The approval shall not be construed as relieving the contractor for compliance with the contract documents & requirements.	
Reviewed By	Date