



工程指示 / 要求簡箋 ENGINEER INSTRUCTIONS(E.I.)

工程指示編號:	EI- 8436	修改版本:	B
	HK- 1891		
工程編號:	J 861	工程名稱:	己連拿利
收件人:	生統	發件人:	細佬
工程項目:	預制窗施工圖更新	日期:	18/10/2024

<input type="checkbox"/> 原合約工程包	<input type="checkbox"/> 原合約工程加 / 減賬 QT-	<input type="checkbox"/> 新工程報價 QT-
---------------------------------	--	------------------------------------

信件批核號碼/圖紙參考編號:	批核模具圖紙編號:
客戶指示附件:	管理內部批簽署:

<input type="checkbox"/> 初步鋁料 B.M.	<input type="checkbox"/> 加工拆圖, 然後生產	<input type="checkbox"/> 尺寸表
<input type="checkbox"/> 正式鋁料 B.M.	<input type="checkbox"/> 技術上資料/指示	<input type="checkbox"/> 報價
<input type="checkbox"/> 配件 B.M.	<input type="checkbox"/> 樣辦或貨品說明書	<input type="checkbox"/> 分判合約
<input type="checkbox"/> 其他:		

內容: 給技術部: 現附上預制窗最新的施工圖, 請按此製作加工圖 修改內容: 尺寸沒有修改,增加預製件的編號,CAD檔案在以下位置 J:\midi_sharepoint\Public\to_china\謝永林\J861\EI8436B_HK1891_C20241030CAD\CAD
完成上列要求日期: 30/10/2024


國內

<input type="checkbox"/> 生產技術總監	<input type="checkbox"/> 連附件	<input checked="" type="checkbox"/> 技術部	<input checked="" type="checkbox"/> 連附件	<input type="checkbox"/> 生產部	<input type="checkbox"/> 連附件
<input type="checkbox"/> 採購部	<input type="checkbox"/> 連附件	<input type="checkbox"/> 生產統籌部	<input type="checkbox"/> 連附件	<input type="checkbox"/> 報關組	<input type="checkbox"/> 連附件
<input type="checkbox"/> 質檢部	<input type="checkbox"/> 連附件	<input type="checkbox"/> 會計部	<input type="checkbox"/> 連附件	<input type="checkbox"/> 機械設計部	<input type="checkbox"/> 連附件
<input type="checkbox"/> 香港辦	<input type="checkbox"/> 連附件	<input type="checkbox"/> 其他:			

香港

<input type="checkbox"/> 行政部	<input type="checkbox"/> 連附件	<input type="checkbox"/> 會計部	<input type="checkbox"/> 連附件	<input type="checkbox"/> 統籌部	<input type="checkbox"/> 連附件	<input type="checkbox"/> 工程部	<input type="checkbox"/> 連附件
<input type="checkbox"/> 採購部	<input type="checkbox"/> 連附件	<input type="checkbox"/> QS部	<input type="checkbox"/> 連附件	<input type="checkbox"/> 地盤管理	<input type="checkbox"/> 連附件	<input type="checkbox"/> 維修部	<input type="checkbox"/> 連附件

*發件人簽署: 傳遞編號: HK-1891	*組別成員批核簽署: 項目經理簽署:
--------------------------	-----------------------



PROJECT :

PROPOSED RESIDENTIAL  
DEVELOPMENT AT  
NOS. 3-6 GLENEALY, CENTRAL, HONG KONG

3

SHOPDRAWING SUBMISSION  
PRE-CAST ALUM. WINDOW & LOUVRE

DATE: 09-OCT-2024

 美特鋁質有限公司  
MIDI ALUMINIUM FABRICATOR LTD.

Units 6-8, Sunray Industrial Centre, 1/F  
610 Cha Kwo Ling Road, Kowloon  
Tel:23489211-4 Fax:(852)27727666

DWG NO. : J861-SD-PW-0000 REV. : B

# DRAWING SUBMISSION REGISTER

PROJECT: <b>PROPOSED RESIDENTIAL DEVELOPMENT AT NOS. 3-6 GLENEALY, CENTRAL, HONG KONG</b>  TITLE: <b>SHOPDRAWING SUBMISSION FOR PRE-CAST ALUM. WINDOW &amp; LOUVER</b>	DATE OF ISSUE										SUBMISSION STATE (FOR B.D / A.S.D)			SUBMISSION STATE (FOR CLIENT / CONSULTANT)			SUBMISSION STATE (FOR ARCHITECT)			FABRICATION / CONSTRUCTION STATE						
	ISSUE	1	2	3								AP - APPROVED			AP - APPROVED			AP - APPROVED			ISSUE TO CHINA OFFICE	ISSUE TO SITE	ISSUE TO SUB-CONTRACTOR			
	DAY	15	5	9								AC - APPROVED SUB. TO CONDITION			AC - APPROVED SUB. TO CONDITION			AC - APPROVED SUB. TO CONDITION								
	MONTH	7	9	10								NA - NOT APPROVED			NA - NOT APPROVED			NA - NOT APPROVED								
	YEAR	24	24	24																						
DRAWING TITLE	DWG. NO.	REVISIONS										COMMENT DATE	REV.	STATE	COMMENT DATE	REV.	STATE	COMMENT DATE	REV.	STATE	REV.	DATE	REV.	DATE	REV.	DATE
COVER PAGE	J861-SD-PW-0000	-	A	B																						
DRAWING REGISTER	J861-SD-PW-0001	-	A	B																						
GENERAL NOTES FOR PRECAST WINDOW	J861-SD-PW-0011	-	-	-																						
DIE LIST FOR PRECAST WINDOW 50 SECTION	J861-SD-PW-0021	-	A	A																						
DIE LIST FOR PRECAST WINDOW 70 SECTION	J861-SD-PW-0022	-	A	A																						
WINDOW LOCATION PLAN FOR PRECAST FAÇADE AT TOWER (2F)	J861-SD-PW-0101	-	A	A																						
WINDOW LOCATION PLAN FOR PRECAST FAÇADE AT TOWER (3F-12F)	J861-SD-PW-0102	-	A	A																						
WINDOW LOCATION PLAN FOR PRECAST FAÇADE AT TOWER (15F-21F)	J861-SD-PW-0103	-	A	A																						
WINDOW LOCATION PLAN FOR PRECAST FAÇADE AT TOWER (22F-23F)	J861-SD-PW-0104	-	A	A																						
WINDOW LOCATION PLAN FOR PRECAST FAÇADE AT TOWER (25F)	J861-SD-PW-0105	-	A	A																						
WINDOW LOCATION PLAN FOR PRECAST FAÇADE AT TOWER (26F-30F)	J861-SD-PW-0106	-	A	A																						
WINDOW LOCATION PLAN FOR PRECAST FAÇADE AT TOWER (31F)	J861-SD-PW-0107	-	A	A																						
WINDOW LOCATION PLAN FOR PRECAST FAÇADE AT TOWER (32F)	J861-SD-PW-0108	-	A	A																						
WINDOW SCHEDULE FOR PRECAST WINDOW	J861-SD-PW-1001	-	A	B																						
WINDOW SCHEDULE FOR PRECAST WINDOW	J861-SD-PW-1002	-	A	B																						
WINDOW SCHEDULE FOR PRECAST WINDOW	J861-SD-PW-1003	-	A	B																						
WINDOW SCHEDULE FOR PRECAST WINDOW	J861-SD-PW-1004	-	A	B																						
WINDOW SCHEDULE FOR PRECAST WINDOW	J861-SD-PW-1005	-	A	B																						
WINDOW SCHEDULE FOR PRECAST WINDOW	J861-SD-PW-1006	-	A	A																						
WINDOW SCHEDULE FOR PRECAST WINDOW	J861-SD-PW-1006A	/	-	A																						
WINDOW SCHEDULE FOR PRECAST WINDOW	J861-SD-PW-1007	-	A	B																						
WINDOW SCHEDULE FOR PRECAST WINDOW	J861-SD-PW-1008	-	A	B																						
TYPICAL DETAILS FOR PRECAST WINDOW	J861-SD-PW-2001	-	A	A																						
TYPICAL DETAILS FOR PRECAST WINDOW	J861-SD-PW-2002	-	A	A																						
TYPICAL DETAILS FOR PRECAST WINDOW	J861-SD-PW-2003	-	A	B																						
TYPICAL DETAILS FOR PRECAST WINDOW	J861-SD-PW-2004	-	A	B																						
TYPICAL DETAILS FOR PRECAST WINDOW	J861-SD-PW-2005	-	A	A																						
TYPICAL DETAILS FOR PRECAST WINDOW	J861-SD-PW-3001	-	A	A																						
TYPICAL DETAILS FOR PRECAST WINDOW	J861-SD-PW-3002	-	A	A																						
TYPICAL DETAILS FOR PRECAST WINDOW	J861-SD-PW-3003	-	A	A																						
TYPICAL DETAILS FOR PRECAST WINDOW	J861-SD-PW-3004	-	A	A																						
TYPICAL DETAILS FOR PRECAST WINDOW	J861-SD-PW-3005	-	A	B																						
TYPICAL DETAILS FOR PRECAST WINDOW	J861-SD-PW-4001	-	-	-																						
TYPICAL DETAILS FOR PRECAST WINDOW	J861-SD-PW-4002	/	-	-																						
TYPICAL DETAILS FOR PRECAST WINDOW	J861-SD-PW-4003	/	-	-																						

**IN-HOUSE DESIGN CHECKER**



Units 6-8, Sunray Industrial Centre, 1/F  
 610 Cha Kwo Ling Road, Kowloon  
 Tel:23489211-4 Fax:(852)27727666

DWG NO. : J861-SD-PW-0001    REV. : B

# GENERAL NOTES FOR PRECAST ALUM. WINDOW

## CODES AND STANDARDS

1. CODE OF PRACTICE ON WIND EFFECTS IN HONG KONG 2004.
2. CODE OF PRACTICE FOR DEAD AND IMPOSED LOADS 2011.
3. CODE OF PRACTICE FOR STRUCTURAL USE OF CONCRETE 2013.
4. CODE OF PRACTICE FOR THE STRUCTURAL USE OF STEEL 2011.
5. CODE OF PRACTICE FOR STRUCTURAL USE OF GLASS 2018.
6. STRUCTURAL USE OF ALUMINIUM, BS 8118-1:1991. (WIND LOAD FACTOR OF 1.4 FOR ALUMINIUM DESIGN TO PNAP APP53)
7. BUILDING (CONSTRUCTION) REGULATIONS CAP 123.
8. APP37 CURTAIN WALL, WINDOW AND WINDOW WALL SYSTEM.
9. APP110 PROTECTIVE BARRIERS.
10. APP116 ALUMINIUM WINDOW.

## DESIGN WIND LOAD

CODE OF PRACTICE ON WIND EFFECTS IN HONG KONG 2004.

	VERTICAL SURFACE
HEIGHT ABOVE GROUND LEVEL	<114.42m
BASIC WIND PRESSURE	2.915kPa
TOPOGRAPHY FACTOR (S <sub>o</sub> )	1.00
PRESSURE COEFFICIENT (C <sub>p</sub> )	+1.0/-1.4
DESIGN WIND PRESSURE	+2.915/-4.081kPa

## IMPOSED LOAD ON PROTECTIVE BARRIERS (FOR DOMESTIC USE)

LINE LOADS TO BE	UNIFORMLY APPLIED AT A HEIGHT OF 1.1m ABOVE THE FLOOR LEVEL	CONCENTRATED LOAD DISTRIBUTED LOAD TO BE APPLIED ON THE INFILL BETWEEN FLOOR AND TOP RAIL	TO BE APPLIED ON ANY PART OF THE INFILL BETWEEN FLOOR AND TOP RAIL
	(kN/m)	(kPa)	(kN)
AREAS WHERE CONGREGATION OF PEOPLE IS NOT EXPECTED	0.75	1.0	0.5

## STEEL

ALL STRUCTURAL STEEL SECTIONS SHALL BE OF GRADE S275 JO CLASS 1 WELDABLE STRUCTURAL STEEL AND COMPLYING WITH BS EN 10210-1 FOR HOLLOW SECTIONS AND BS EN 10025 FOR OTHER SECTIONS.

ALL STRUCTURAL STEEL TO BE HOT-DIP GALVANIZED TO BS EN ISO 1461.

ALL CUT/WELDED AREAS IN GALVANIZED STEEL TO BE MAKE GOOD BY AT LEAST TWO COATS OF ZINC RICH PRIMER TO BS 4652.

DENSITY	77kN/m <sup>3</sup>
YOUNG'S MODULUS	205,000MPa
YIELD STRENGTH	275MPa
MINIMUM TENSILE STRENGTH	430MPa
DESIGN STRENGTH (t≤16mm)	275MPa
DESIGN STRENGTH (t≤40mm)	265MPa

## ALUMINIUM EXTRUSION

UNLESS OTHERWISE STATED, ALL ALUMINIUM EXTRUSIONS SHALL BE GRADE 6063-T5/6063-T6/6061-T6 AND COMPLY WITH BS EN 755-2 AND BS EN 573-3.

DENSITY	27.2kN/m <sup>3</sup>
YOUNG'S MODULUS	70,000MPa

	6063-T6	6061-T6	6063-T5
0.2% PROOF STRESS	170MPa	240MPa	110MPa
MINIMUM TENSILE STRENGTH	215MPa	260MPa	150MPa
LIMITING BENDING STRENGTH	160MPa	240MPa	110MPa
LIMITING TENSILE STRENGTH	175MPa	260MPa	130MPa
LIMITING SHEAR STRENGTH	95MPa	145MPa	65MPa

## FASTENERS/SCREWS

ALL STAINLESS STEEL SCREW AND BOLT SHALL BE GRADE 316 AND COMPLY WITH BS EN ISO 3506.

0.2% PROOF STRESS	450MPa
MINIMUM TENSILE STRENGTH	700MPa
DESIGN TENSILE STRENGTH	450MPa
DESIGN SHEAR STRENGTH	311MPa
DESIGN BEARING STRENGTH	828MPa

PROTECTION OF BI-METALLIC CORROSION (BITAMEN PAINT ECT.)

ALL EXPOSED SURFACE OF ALUM. EXTRUSION SHALL BE FINISHED WITH PVF2 COATING ≥ 40 MICRONS  
ALL SCREWS SHOULD BE M5 S.S. SCREW SPACING @300c/c MAX. UNLESS OTHERWISE STATED.

## GLASS

ALL GLASS PANELS SHALL BE COMPLIED WITH BS 952 AND DESIGN TO CODE OF PRACTICE FOR STRUCTURAL USE OF GLASS 2018.

IMPACT TEST TO BE COMPLIED WITH BS EN 12600( CLASS 1)

DENSITY	26kN/m <sup>3</sup>
YOUNG'S MODULUS	70,000MPa

ULTIMATE DESIGN STRENGTH OF GLASS

HEAT STRENGTHENED GLASS(HS)	BENDING STRENGTH (SHORT TERM DURATION)
TEMPERED GLASS(TP)	40MPa
	80MPa

ALL TEMPERED GLASS SHALL COMPLY WITH HEAT SOAK TEST REQUIREMENT IN ACCORDNACE WITH PNAP APP 37-2022.  
HEAT SOAK PROCESS CONFORMING TO BS EN 14179-1: 2016 AND COMPLYING WITH CODE OF PRACTICE FOR STRUCTURAL USE OF GLASS 2018 SHOULD BE CARRIED OUT.

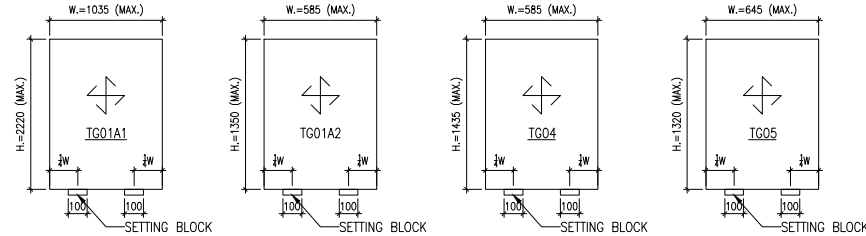
TG01A1--SOUTH-EAST FACADE: LOW-E IGU-YKE0160J (#2) 8mmHS CLEAR GLASS+12A+10mmT CLEAR GLASS

TG01A2--SOUTH-EAST FACADE: LOW-E IGU-YKE0160J (#2) 8mmHS CLEAR GLASS+12A+8mmT CLEAR GLASS

TG03--10mmT LIGHT GREY TINTED GLASS

TG04--8mmHS LIGHT GREY TINTED GLASS

TG05--8mmHS LIGHT GREY TINTED FROSTED GLASS

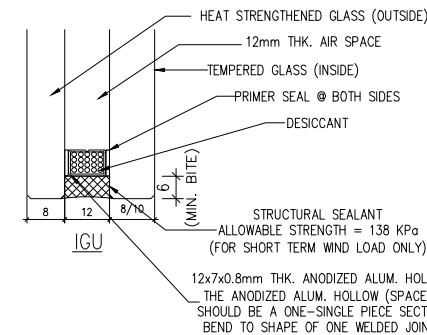


## TYPICAL GLASS DETAIL

FOR DOUBLE GLAZING GLASS UNIT (I.G.U)

QUALITY ASSURANCE DOCUMENT SUCH AS TEST REPORT / CERTIFICATES INDICATING COMPILES WITH ASTM E2190 OR EQUIVALENT WITH RESPECT TO THE SEAL PERFORMANCE.

FOR INSTALLING GLASS UNIT SHALL BE SUBMITTED BEFORE COMMENCEMENT OF WORK.



## SEALANT, GASKET AND SETTING BLOCK

ALL STRUCTURAL SEALANT SHALL BE 'DOWSIL 983' (BD-SS001), ALLOWABLE STRESS = 138kPa.

ALL WEATHER SEALANT SHALL BE 'DOWSIL 791'.

ALL SETTING BLOCK SHALL BE SILICONE RUBBER WITH HARDNESS OF 85±5 SHORE A, MINIMUM 100mm IN LENGTH AT 1/4 SPAN UNLESS OTHERWISE STATED

ALL GASKET SHALL BE SILICONE RUBBER WHEN IN CONTACT WITH SEALANT, WITH HARDNESS OF 60±5 SHORE A.

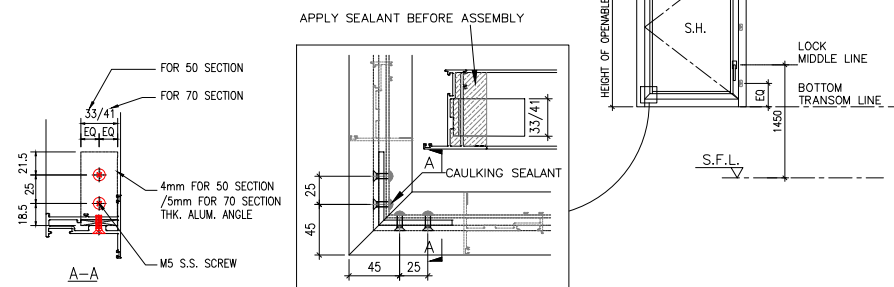
## ISOLATOR

PVC TAPE TO BE APPLIED BETWEEN DISSIMILAR METAL TO PREVENT BIMETALLIC CORROSION TO PD6484.

## CONCRETE

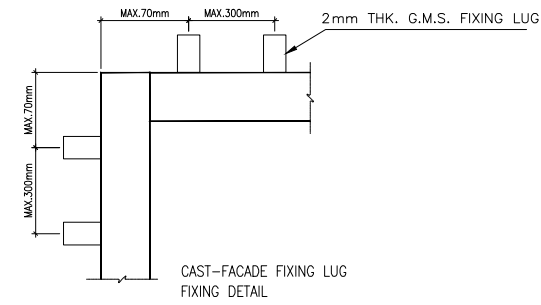
ALL CONCRETE STRUCTURES SHOWN IN THIS SUBMISSION ARE FOR INFORMATION ONLY.

CONCRETE STRNFGTH SHALL BE 45MPa. (MIN.)



## FIXING LUG

THE SIZE OF G.M.S. FIXING LUG TO BE 2mm THK. AND SPACING @300mm C/C MAX. UNLESS OTHERS STATED.



B.D. REF :

WONG TUNG & PARTNERS LTD.	
APPROVED	
APPROVED AS NOTED	
APPROVED AS NOTED & RESUBMIT	
RESUBMIT	
NO COMMENT	
REFER OTHER CONSULTANT'S COMMENTS	
Reviewed for compliance with the design intent. Comments made shall apply to all similar conditions & details, not just the ones cited. The approval shall not be construed as relieving the contractor for compliance with the contract documents & requirements.	
Reviewed By	Date
( )	( )

CLIENT :

**Pacific Century**  
Premium Developments  
盈科大衍地產發展

ARCHITECT :

**WONG TUNG & PARTNERS LIMITED**  
ARCHITECTS & PLANNERS

MAIN CONTRACTOR :

**顯利工程有限公司**  
HIEN LEE ENGINEERING CO., LTD.

STRUCTURAL ENGINEER :

**SYW & ASSOCIATES LTD.**  
REGISTERED ENGINEERS AUTHORIZED PERSONS  
專業註冊建築師

FACADE CONSULTANT:

NOTE :

1. ALL DIMENSIONS ARE IN mm.
2. ALL ELEVATIONS ARE VIEWED FROM OUTSIDE.
3. ALL DIMENSIONS TO BE VERIFIED ON SITE BEFORE FABRICATION.

LEGEND :

- x1 -- DETAIL MARK NO.  
x001 -- REFER SHEET NO.

1. F.F.L. -- FINISHED FLOOR LEVEL
2. S.F.L. -- STRUCTURAL FLOOR LEVEL
3. (R) -- REVERSED DETAIL
4. GLASS LEGEND  
TG05--8mmHS LIGHT BLUE TINTED GLASS  
EG01--8mmHS CLEAR GLASS +12A  
+10mmT CLEAR GLASS (IGU)  
8HS--8mmHS CLEAR GLASS

NO.	DATE	REVISED	BY

JOB NO. : J-861

PROJECT :  
PROPOSED RESIDENTIAL  
DEVELOPMENT AT NOS. 3-6  
GLENEALY, CENTRAL, HONG KONG

TITLE :  
GENERAL NOTES FOR  
PRECAST WINDOW

DATE : 26-06-24 SCALE : 1:2 @A3

DRAWN BY : IVAN CHECKED BY :

**美特鋁質有限公司**  
MIDI ALUMINIUM FABRICATOR LTD.  
Units 6-8, Sunray Industrial Centre, 1/F  
610 Cha Kwo Ling Road, Kowloon  
Tel:23489211-4 Fax:(852)2727666

DWG NO. : J861-SD-PW-0011 REV. :

<p>MEMBER : AW-01 GRADE : 6063-T6 FINISH : PVF2 3-COATING</p> <table border="1"> <thead> <tr> <th>MASS PROPERTIES (UNIT)</th> <th>REQ.</th> <th>VALUES</th> </tr> </thead> <tbody> <tr><td>Area (mm<sup>2</sup>)</td><td></td><td>377.3</td></tr> <tr><td>Perimeter (mm)</td><td></td><td>342.8</td></tr> <tr><td>Bounding Box - X (mm)</td><td></td><td>-32.7 to 32.3</td></tr> <tr><td>Bounding Box - Y (mm)</td><td></td><td>-27.9 to 22.1</td></tr> <tr><td>Centroid - X (mm)</td><td></td><td>0.0</td></tr> <tr><td>Centroid - Y (mm)</td><td></td><td>0.0</td></tr> <tr><td>Moments of inertia - X (mm<sup>4</sup>)</td><td></td><td>167022.5</td></tr> <tr><td>Moments of inertia - Y (mm<sup>4</sup>)</td><td></td><td>19014.0</td></tr> <tr><td>Product of inertia - XY (mm<sup>4</sup>)</td><td></td><td>-25981.0</td></tr> <tr><td>Radius of gyration - X (mm)</td><td></td><td>21.1</td></tr> <tr><td>Radius of gyration - Y (mm)</td><td></td><td>16.0</td></tr> <tr><td>Principal moments along X-Y (mm<sup>4</sup>)</td><td></td><td>87597.9 along (0.3 -1.0)</td></tr> <tr><td>Principal moments along Y-X (mm<sup>4</sup>)</td><td></td><td>176218.5 along (1.0 0.3)</td></tr> <tr><td>Elastic Modulus - Zx (mm<sup>2</sup>)</td><td></td><td>I / y-max= 6028.9</td></tr> <tr><td>Elastic Modulus - Zy (mm<sup>2</sup>)</td><td></td><td>I / x-max= 2930.0</td></tr> </tbody> </table>	MASS PROPERTIES (UNIT)	REQ.	VALUES	Area (mm <sup>2</sup> )		377.3	Perimeter (mm)		342.8	Bounding Box - X (mm)		-32.7 to 32.3	Bounding Box - Y (mm)		-27.9 to 22.1	Centroid - X (mm)		0.0	Centroid - Y (mm)		0.0	Moments of inertia - X (mm <sup>4</sup> )		167022.5	Moments of inertia - Y (mm <sup>4</sup> )		19014.0	Product of inertia - XY (mm <sup>4</sup> )		-25981.0	Radius of gyration - X (mm)		21.1	Radius of gyration - Y (mm)		16.0	Principal moments along X-Y (mm <sup>4</sup> )		87597.9 along (0.3 -1.0)	Principal moments along Y-X (mm <sup>4</sup> )		176218.5 along (1.0 0.3)	Elastic Modulus - Zx (mm <sup>2</sup> )		I / y-max= 6028.9	Elastic Modulus - Zy (mm <sup>2</sup> )		I / x-max= 2930.0	<p>MEMBER : AW-02 GRADE : 6063-T6 FINISH : PVF2 3-COATING</p> <table border="1"> <thead> <tr> <th>MASS PROPERTIES (UNIT)</th> <th>REQ.</th> <th>VALUES</th> </tr> </thead> <tbody> <tr><td>Area (mm<sup>2</sup>)</td><td></td><td>429.3</td></tr> <tr><td>Perimeter (mm)</td><td></td><td>512.7</td></tr> <tr><td>Bounding Box - X (mm)</td><td></td><td>-27.2 to 22.8</td></tr> <tr><td>Bounding Box - Y (mm)</td><td></td><td>-33.1 to 31.9</td></tr> <tr><td>Centroid - X (mm)</td><td></td><td>0.0</td></tr> <tr><td>Centroid - Y (mm)</td><td></td><td>0.0</td></tr> <tr><td>Moments of inertia - X (mm<sup>4</sup>)</td><td></td><td>95066.4</td></tr> <tr><td>Moments of inertia - Y (mm<sup>4</sup>)</td><td></td><td>119134.0</td></tr> <tr><td>Product of inertia - XY (mm<sup>4</sup>)</td><td></td><td>24196.7</td></tr> <tr><td>Radius of gyration - X (mm)</td><td></td><td>15.1</td></tr> <tr><td>Radius of gyration - Y (mm)</td><td></td><td>20.4</td></tr> <tr><td>Principal moments along X-Y (mm<sup>4</sup>)</td><td></td><td>91322.5 along (1.0 0.3)</td></tr> <tr><td>Principal moments along Y-X (mm<sup>4</sup>)</td><td></td><td>184883.3 along (-0.3 1.0)</td></tr> <tr><td>Elastic Modulus - Zx (mm<sup>2</sup>)</td><td></td><td>I / y-max= 2944.3</td></tr> <tr><td>Elastic Modulus - Zy (mm<sup>2</sup>)</td><td></td><td>I / x-max= 6573.5</td></tr> </tbody> </table>	MASS PROPERTIES (UNIT)	REQ.	VALUES	Area (mm <sup>2</sup> )		429.3	Perimeter (mm)		512.7	Bounding Box - X (mm)		-27.2 to 22.8	Bounding Box - Y (mm)		-33.1 to 31.9	Centroid - X (mm)		0.0	Centroid - Y (mm)		0.0	Moments of inertia - X (mm <sup>4</sup> )		95066.4	Moments of inertia - Y (mm <sup>4</sup> )		119134.0	Product of inertia - XY (mm <sup>4</sup> )		24196.7	Radius of gyration - X (mm)		15.1	Radius of gyration - Y (mm)		20.4	Principal moments along X-Y (mm <sup>4</sup> )		91322.5 along (1.0 0.3)	Principal moments along Y-X (mm <sup>4</sup> )		184883.3 along (-0.3 1.0)	Elastic Modulus - Zx (mm <sup>2</sup> )		I / y-max= 2944.3	Elastic Modulus - Zy (mm <sup>2</sup> )		I / x-max= 6573.5	<p>MEMBER : AW-03 GRADE : 6063-T6 FINISH : PVF2 3-COATING</p> <table border="1"> <thead> <tr> <th>MASS PROPERTIES (UNIT)</th> <th>REQ.</th> <th>VALUES</th> </tr> </thead> <tbody> <tr><td>Area (mm<sup>2</sup>)</td><td></td><td>423.9</td></tr> <tr><td>Perimeter (mm)</td><td></td><td>376.3</td></tr> <tr><td>Bounding Box - X (mm)</td><td></td><td>-20.0 to 30.0</td></tr> <tr><td>Bounding Box - Y (mm)</td><td></td><td>-28.6 to 27.4</td></tr> <tr><td>Centroid - X (mm)</td><td></td><td>0.0</td></tr> <tr><td>Centroid - Y (mm)</td><td></td><td>0.0</td></tr> <tr><td>Moments of inertia - X (mm<sup>4</sup>)</td><td></td><td>43620.9</td></tr> <tr><td>Moments of inertia - Y (mm<sup>4</sup>)</td><td></td><td>126437.0</td></tr> <tr><td>Product of inertia - XY (mm<sup>4</sup>)</td><td></td><td>5581.1</td></tr> <tr><td>Radius of gyration - X (mm)</td><td></td><td>10.2</td></tr> <tr><td>Radius of gyration - Y (mm)</td><td></td><td>17.4</td></tr> <tr><td>Principal moments along X-Y (mm<sup>4</sup>)</td><td></td><td>43455.5 along (1.0 0.1)</td></tr> <tr><td>Principal moments along Y-X (mm<sup>4</sup>)</td><td></td><td>126812.4 along (-0.1 1.0)</td></tr> <tr><td>Elastic Modulus - Zx (mm<sup>2</sup>)</td><td></td><td>I / y-max= 1534.3</td></tr> <tr><td>Elastic Modulus - Zy (mm<sup>2</sup>)</td><td></td><td>I / x-max= 4218.6</td></tr> </tbody> </table>	MASS PROPERTIES (UNIT)	REQ.	VALUES	Area (mm <sup>2</sup> )		423.9	Perimeter (mm)		376.3	Bounding Box - X (mm)		-20.0 to 30.0	Bounding Box - Y (mm)		-28.6 to 27.4	Centroid - X (mm)		0.0	Centroid - Y (mm)		0.0	Moments of inertia - X (mm <sup>4</sup> )		43620.9	Moments of inertia - Y (mm <sup>4</sup> )		126437.0	Product of inertia - XY (mm <sup>4</sup> )		5581.1	Radius of gyration - X (mm)		10.2	Radius of gyration - Y (mm)		17.4	Principal moments along X-Y (mm <sup>4</sup> )		43455.5 along (1.0 0.1)	Principal moments along Y-X (mm <sup>4</sup> )		126812.4 along (-0.1 1.0)	Elastic Modulus - Zx (mm <sup>2</sup> )		I / y-max= 1534.3	Elastic Modulus - Zy (mm <sup>2</sup> )		I / x-max= 4218.6	<p>MEMBER : AW-04 GRADE : 6063-T5 FINISH : PVF2 3-COATING</p> <table border="1"> <thead> <tr> <th>MASS PROPERTIES (UNIT)</th> <th>REQ.</th> <th>VALUES</th> </tr> </thead> <tbody> <tr><td>Area (mm<sup>2</sup>)</td><td></td><td>112.4</td></tr> <tr><td>Perimeter (mm)</td><td></td><td>104.4</td></tr> <tr><td>Bounding Box - X (mm)</td><td></td><td>-13.8 to 13.2</td></tr> <tr><td>Bounding Box - Y (mm)</td><td></td><td>-10.8 to 9.7</td></tr> <tr><td>Centroid - X (mm)</td><td></td><td>0.0</td></tr> <tr><td>Centroid - Y (mm)</td><td></td><td>0.0</td></tr> <tr><td>Moments of inertia - X (mm<sup>4</sup>)</td><td></td><td>6119.3</td></tr> <tr><td>Moments of inertia - Y (mm<sup>4</sup>)</td><td></td><td>32222.0</td></tr> <tr><td>Product of inertia - XY (mm<sup>4</sup>)</td><td></td><td>-530.3</td></tr> <tr><td>Radius of gyration - X (mm)</td><td></td><td>7.4</td></tr> <tr><td>Radius of gyration - Y (mm)</td><td></td><td>9.7</td></tr> <tr><td>Principal moments along X-Y (mm<sup>4</sup>)</td><td></td><td>6057.0 along (1.0 -0.1)</td></tr> <tr><td>Principal moments along Y-X (mm<sup>4</sup>)</td><td></td><td>10634.2 along (0.1 1.0)</td></tr> <tr><td>Elastic Modulus - Zx (mm<sup>2</sup>)</td><td></td><td>I / y-max= 562.1</td></tr> <tr><td>Elastic Modulus - Zy (mm<sup>2</sup>)</td><td></td><td>I / x-max= 765.9</td></tr> </tbody> </table>	MASS PROPERTIES (UNIT)	REQ.	VALUES	Area (mm <sup>2</sup> )		112.4	Perimeter (mm)		104.4	Bounding Box - X (mm)		-13.8 to 13.2	Bounding Box - Y (mm)		-10.8 to 9.7	Centroid - X (mm)		0.0	Centroid - Y (mm)		0.0	Moments of inertia - X (mm <sup>4</sup> )		6119.3	Moments of inertia - Y (mm <sup>4</sup> )		32222.0	Product of inertia - XY (mm <sup>4</sup> )		-530.3	Radius of gyration - X (mm)		7.4	Radius of gyration - Y (mm)		9.7	Principal moments along X-Y (mm <sup>4</sup> )		6057.0 along (1.0 -0.1)	Principal moments along Y-X (mm <sup>4</sup> )		10634.2 along (0.1 1.0)	Elastic Modulus - Zx (mm <sup>2</sup> )		I / y-max= 562.1	Elastic Modulus - Zy (mm <sup>2</sup> )		I / x-max= 765.9
MASS PROPERTIES (UNIT)	REQ.	VALUES																																																																																																																																																																																																	
Area (mm <sup>2</sup> )		377.3																																																																																																																																																																																																	
Perimeter (mm)		342.8																																																																																																																																																																																																	
Bounding Box - X (mm)		-32.7 to 32.3																																																																																																																																																																																																	
Bounding Box - Y (mm)		-27.9 to 22.1																																																																																																																																																																																																	
Centroid - X (mm)		0.0																																																																																																																																																																																																	
Centroid - Y (mm)		0.0																																																																																																																																																																																																	
Moments of inertia - X (mm <sup>4</sup> )		167022.5																																																																																																																																																																																																	
Moments of inertia - Y (mm <sup>4</sup> )		19014.0																																																																																																																																																																																																	
Product of inertia - XY (mm <sup>4</sup> )		-25981.0																																																																																																																																																																																																	
Radius of gyration - X (mm)		21.1																																																																																																																																																																																																	
Radius of gyration - Y (mm)		16.0																																																																																																																																																																																																	
Principal moments along X-Y (mm <sup>4</sup> )		87597.9 along (0.3 -1.0)																																																																																																																																																																																																	
Principal moments along Y-X (mm <sup>4</sup> )		176218.5 along (1.0 0.3)																																																																																																																																																																																																	
Elastic Modulus - Zx (mm <sup>2</sup> )		I / y-max= 6028.9																																																																																																																																																																																																	
Elastic Modulus - Zy (mm <sup>2</sup> )		I / x-max= 2930.0																																																																																																																																																																																																	
MASS PROPERTIES (UNIT)	REQ.	VALUES																																																																																																																																																																																																	
Area (mm <sup>2</sup> )		429.3																																																																																																																																																																																																	
Perimeter (mm)		512.7																																																																																																																																																																																																	
Bounding Box - X (mm)		-27.2 to 22.8																																																																																																																																																																																																	
Bounding Box - Y (mm)		-33.1 to 31.9																																																																																																																																																																																																	
Centroid - X (mm)		0.0																																																																																																																																																																																																	
Centroid - Y (mm)		0.0																																																																																																																																																																																																	
Moments of inertia - X (mm <sup>4</sup> )		95066.4																																																																																																																																																																																																	
Moments of inertia - Y (mm <sup>4</sup> )		119134.0																																																																																																																																																																																																	
Product of inertia - XY (mm <sup>4</sup> )		24196.7																																																																																																																																																																																																	
Radius of gyration - X (mm)		15.1																																																																																																																																																																																																	
Radius of gyration - Y (mm)		20.4																																																																																																																																																																																																	
Principal moments along X-Y (mm <sup>4</sup> )		91322.5 along (1.0 0.3)																																																																																																																																																																																																	
Principal moments along Y-X (mm <sup>4</sup> )		184883.3 along (-0.3 1.0)																																																																																																																																																																																																	
Elastic Modulus - Zx (mm <sup>2</sup> )		I / y-max= 2944.3																																																																																																																																																																																																	
Elastic Modulus - Zy (mm <sup>2</sup> )		I / x-max= 6573.5																																																																																																																																																																																																	
MASS PROPERTIES (UNIT)	REQ.	VALUES																																																																																																																																																																																																	
Area (mm <sup>2</sup> )		423.9																																																																																																																																																																																																	
Perimeter (mm)		376.3																																																																																																																																																																																																	
Bounding Box - X (mm)		-20.0 to 30.0																																																																																																																																																																																																	
Bounding Box - Y (mm)		-28.6 to 27.4																																																																																																																																																																																																	
Centroid - X (mm)		0.0																																																																																																																																																																																																	
Centroid - Y (mm)		0.0																																																																																																																																																																																																	
Moments of inertia - X (mm <sup>4</sup> )		43620.9																																																																																																																																																																																																	
Moments of inertia - Y (mm <sup>4</sup> )		126437.0																																																																																																																																																																																																	
Product of inertia - XY (mm <sup>4</sup> )		5581.1																																																																																																																																																																																																	
Radius of gyration - X (mm)		10.2																																																																																																																																																																																																	
Radius of gyration - Y (mm)		17.4																																																																																																																																																																																																	
Principal moments along X-Y (mm <sup>4</sup> )		43455.5 along (1.0 0.1)																																																																																																																																																																																																	
Principal moments along Y-X (mm <sup>4</sup> )		126812.4 along (-0.1 1.0)																																																																																																																																																																																																	
Elastic Modulus - Zx (mm <sup>2</sup> )		I / y-max= 1534.3																																																																																																																																																																																																	
Elastic Modulus - Zy (mm <sup>2</sup> )		I / x-max= 4218.6																																																																																																																																																																																																	
MASS PROPERTIES (UNIT)	REQ.	VALUES																																																																																																																																																																																																	
Area (mm <sup>2</sup> )		112.4																																																																																																																																																																																																	
Perimeter (mm)		104.4																																																																																																																																																																																																	
Bounding Box - X (mm)		-13.8 to 13.2																																																																																																																																																																																																	
Bounding Box - Y (mm)		-10.8 to 9.7																																																																																																																																																																																																	
Centroid - X (mm)		0.0																																																																																																																																																																																																	
Centroid - Y (mm)		0.0																																																																																																																																																																																																	
Moments of inertia - X (mm <sup>4</sup> )		6119.3																																																																																																																																																																																																	
Moments of inertia - Y (mm <sup>4</sup> )		32222.0																																																																																																																																																																																																	
Product of inertia - XY (mm <sup>4</sup> )		-530.3																																																																																																																																																																																																	
Radius of gyration - X (mm)		7.4																																																																																																																																																																																																	
Radius of gyration - Y (mm)		9.7																																																																																																																																																																																																	
Principal moments along X-Y (mm <sup>4</sup> )		6057.0 along (1.0 -0.1)																																																																																																																																																																																																	
Principal moments along Y-X (mm <sup>4</sup> )		10634.2 along (0.1 1.0)																																																																																																																																																																																																	
Elastic Modulus - Zx (mm <sup>2</sup> )		I / y-max= 562.1																																																																																																																																																																																																	
Elastic Modulus - Zy (mm <sup>2</sup> )		I / x-max= 765.9																																																																																																																																																																																																	

B.D. REF :

**WONG TUNG & PARTNERS LTD.**

APPROVED

APPROVED AS NOTED

APPROVED AS NOTED & RESUBMIT

RESUBMIT

NO COMMENT

REFER OTHER CONSULTANT'S COMMENTS

Reviewed for compliance with the design intent, Comments made shall apply to all similar conditions & details, not just the ones cited.  
The approval shall not be construed as relieving the contractor for compliance with the contract documents & requirements.

Reviewed By \_\_\_\_\_ Date \_\_\_\_\_

CLIENT :

**Pacific Century Premium Developments**  
盈科大衍地產發展

ARCHITECT :

**WONG TUNG & PARTNERS LIMITED**  
ARCHITECTS & PLANNERS

MAIN CONTRACTOR :

**顯利工程有限公司**  
HIEN LEE ENGINEERING CO., LTD.

STRUCTURAL ENGINEER :

**SYW & ASSOCIATES LTD.**  
REGISTERED ENGINEERS & AUTHORIZED PERSONS  
鄧賢偉建築工程師

FACADE CONSULTANT :

MEMBER : AW-05  
GRADE : 6063-T6  
FINISH : PVF2 3-COATING

MASS PROPERTIES (UNIT)	REQ.	VALUES
Area (mm <sup>2</sup> )		448.9
Perimeter (mm)		392.7
Bounding Box - X (mm)		-25.8 to 24.2
Bounding Box - Y (mm)		-31.8 to 33.2
Centroid - X (mm)		0.0
Centroid - Y (mm)		0.0
Moments of inertia - X (mm <sup>4</sup> )		98137.8
Moments of inertia - Y (mm <sup>4</sup> )		127725.5
Product of inertia - XY (mm <sup>4</sup> )		-23599.6
Radius of gyration - X (mm)		14.8
Radius of gyration - Y (mm)		18.4
Principal moments along X-Y (mm <sup>4</sup> )		93053.8 along (1.0 -0.3)
Principal moments along Y-X (mm <sup>4</sup> )		202815.5 along (0.3 1.0)
Elastic Modulus - Zx (mm <sup>2</sup> )		I / y-max= 2938.3
Elastic Modulus - Zy (mm <sup>2</sup> )		I / x-max= 5518.6

MEMBER : AW-06  
GRADE : 6063-T6  
FINISH : PVF2 3-COATING

**DELETE**

MASS PROPERTIES (UNIT)	REQ.	VALUES
Area (mm <sup>2</sup> )		622.3
Perimeter (mm)		535.3
Bounding Box - X (mm)		-37.2 to 22.8
Bounding Box - Y (mm)		-40.2 to 40.8
Centroid - X (mm)		0.0
Centroid - Y (mm)		0.0
Moments of inertia - X (mm <sup>4</sup> )		211499.7
Moments of inertia - Y (mm <sup>4</sup> )		231868.4
Product of inertia - XY (mm <sup>4</sup> )		6088.0
Radius of gyration - X (mm)		18.4
Radius of gyration - Y (mm)		18.4
Principal moments along X-Y (mm <sup>4</sup> )		209654.8 along (1.0 0.3)
Principal moments along Y-X (mm <sup>4</sup> )		232025.3 along (-0.3 1.0)
Elastic Modulus - Zx (mm <sup>2</sup> )		I / y-max= 5180.0
Elastic Modulus - Zy (mm <sup>2</sup> )		I / x-max= 6996.0

MEMBER : AW-07  
GRADE : 6063-T6  
FINISH : PVF2 3-COATING

MASS PROPERTIES (UNIT)	REQ.	VALUES
Area (mm <sup>2</sup> )		330.8
Perimeter (mm)		238.5
Bounding Box - X (mm)		-25.1 to 24.9
Bounding Box - Y (mm)		-32.4 to 33.4
Centroid - X (mm)		0.0
Centroid - Y (mm)		0.0
Moments of inertia - X (mm <sup>4</sup> )		131493.0
Moments of inertia - Y (mm <sup>4</sup> )		90239.8
Product of inertia - XY (mm <sup>4</sup> )		100777.8
Radius of gyration - X (mm)		19.9
Radius of gyration - Y (mm)		14.5
Principal moments along X-Y (mm <sup>4</sup> )		31451 along (0.6 0.8)
Principal moments along Y-X (mm <sup>4</sup> )		218587.5 along (-0.8 0.6)
Elastic Modulus - Zx (mm <sup>2</sup> )		I / y-max= 3811.5
Elastic Modulus - Zy (mm <sup>2</sup> )		I / x-max= 3598.9

MEMBER : AW-08  
GRADE : 6063-T6  
FINISH : PVF2 3-COATING

MASS PROPERTIES (UNIT)	REQ.	VALUES
Area (mm <sup>2</sup> )		578.9
Perimeter (mm)		553.7
Bounding Box - X (mm)		-27.1 to 22.9
Bounding Box - Y (mm)		-55.1 to 44.9
Centroid - X (mm)		0.0
Centroid - Y (mm)		0.0
Moments of inertia - X (mm <sup>4</sup> )		300654.2
Moments of inertia - Y (mm <sup>4</sup> )		242783.6
Product of inertia - XY (mm <sup>4</sup> )		-22081.1
Radius of gyration - X (mm)		28.0
Radius of gyration - Y (mm)		21.3
Principal moments along X-Y (mm <sup>4</sup> )		299038.6 along (0.3 1.0)
Principal moments along Y-X (mm <sup>4</sup> )		194393.3 along (-1.0 0.3)
Elastic Modulus - Zx (mm <sup>2</sup> )		I / y-max= 1087.1
Elastic Modulus - Zy (mm <sup>2</sup> )		I / x-max= 9681.3

MEMBER : AW-09  
GRADE : 6063-T6  
FINISH : PVF2 3-COATING

MASS PROPERTIES (UNIT)	REQ.	VALUES
Area (mm <sup>2</sup> )		526.8
Perimeter (mm)		472.8
Bounding Box - X (mm)		-27.6 to 22.4
Bounding Box - Y (mm)		-53.3 to 46.7
Centroid - X (mm)		0.0
Centroid - Y (mm)		0.0
Moments of inertia - X (mm <sup>4</sup> )		37025.2
Moments of inertia - Y (mm <sup>4</sup> )		292250.0
Product of inertia - XY (mm <sup>4</sup> )		22411.3
Radius of gyration - X (mm)		26.5
Radius of gyration - Y (mm)		21.9
Principal moments along X-Y (mm <sup>4</sup> )		24447.8 along (0.2 1.0)
Principal moments along Y-X (mm <sup>4</sup> )		376582.4 along (-1.0 0.2)
Elastic Modulus - Zx (mm <sup>2</sup> )		I / y-max= 6926.4
Elastic Modulus - Zy (mm <sup>2</sup> )		I / x-max= 9141.1

MEMBER : AW-10  
GRADE : 6063-T6  
FINISH : PVF2 3-COATING

MASS PROPERTIES (UNIT)	REQ.	VALUES
Area (mm <sup>2</sup> )		586.0
Perimeter (mm)		512.7
Bounding Box - X (mm)		-35.6 to 24.4
Bounding Box - Y (mm)		-43.3 to 51.7
Centroid - X (mm)		0.0
Centroid - Y (mm)		0.0
Moments of inertia - X (mm <sup>4</sup> )		360810.5
Moments of inertia - Y (mm <sup>4</sup> )		276368.2
Product of inertia - XY (mm <sup>4</sup> )		-27464.7
Radius of gyration - X (mm)		24.8
Radius of gyration - Y (mm)		21.7
Principal moments along X-Y (mm <sup>4</sup> )		29824.1 along (0.3 -1.0)
Principal moments along Y-X (mm <sup>4</sup> )		368924.7 along (1.0 0.3)
Elastic Modulus - Zx (mm <sup>2</sup> )		I / y-max= 6984.1
Elastic Modulus - Zy (mm <sup>2</sup> )		I / x-max= 7733.1

NOTE :

- ALL DIMENSIONS ARE IN mm.
- ALL ELEVATIONS ARE VIEWED FROM OUTSIDE.
- ALL DIMENSIONS TO BE VERIFIED ON SITE BEFORE FABRICATION.

LEGEND :

X1 - DETAIL MARK NO.  
X001 - REFER SHEET NO.

- F.F.L. -- FINISHED FLOOR LEVEL
- S.F.L. -- STRUCTURAL FLOOR LEVEL
- ⊖ -- REVERSED DETAIL
- GLASS LEGEND  
T605 -- 8mmHS LIGHT BLUE TINTED GLASS  
EG01 -- 8mmHS CLEAR GLASS +12A  
+10mmT CLEAR GLASS (IGU)  
BHS -- 8mmHS CLEAR GLASS

A	26/08/2024	REVISION SUBJECT TO ARCH.COMMENT	MN
NO.	DATE	REVISED	BY

JOB NO. : J-861

PROJECT : PROPOSED RESIDENTIAL DEVELOPMENT AT NOS. 3-6 GLENEALY, CENTRAL, HONG KONG

TITLE : DIE LIST FOR PRECAST WINDOW 50 SECTION

DATE : DD-MMM-YY SCALE : 1:4 @A3

DRAWN BY : IVAN CHECKED BY :

**美特鋁質有限公司**  
MIDI ALUMINIUM FABRICATOR LTD.  
Units 6-8, Sunray Industrial Centre, 1/F  
610 Cha Kwo Ling Road, Kowloon  
Tel:23489211-4 Fax:(852)27727666

DWG NO. : J861-SD-PW-0021 REV. : A




B.D. REF :

WONG TUNG & PARTNERS LTD.	
APPROVED	
APPROVED AS NOTED	
APPROVED AS NOTED & RESUBMIT	
RESUBMIT	
NO COMMENT	
REFER OTHER CONSULTANT'S COMMENTS	
Reviewed for compliance with the design intent. Comments made shall apply to all similar conditions & details, not just the ones cited. The approval shall not be construed as relieving the contractor for compliance with the contract documents & requirements.	
Reviewed By	Date

CLIENT :  
 Pacific Century Premium Developments  
 盈科大衍地產發展

ARCHITECT :  
 WONG TUNG & PARTNERS LIMITED  
 ARCHITECTS & PLANNERS

MAIN CONTRACTOR :  
 顯利工程有限公司  
 HIEN LEE ENGINEERING CO., LTD.

STRUCTURAL ENGINEER :  
 SYW & ASSOCIATES LTD.  
 邵賢偉建築工程師

FAÇADE CONSULTANT:


- NOTE :
1. ALL DIMENSIONS ARE IN mm.
  2. ALL ELEVATIONS ARE VIEWED FROM OUTSIDE.
  3. ALL DIMENSIONS TO BE VERIFIED ON SITE BEFORE FABRICATION.
- LEGEND :
- W-XX WINDOW MARK NO.
  - XXXX REFER SHEET NO.
1. F.F.L. -- FINISHED FLOOR LEVEL
  2. S.F.L. -- STRUCTURAL FLOOR LEVEL
  3. (R) -- REVERSED DETAIL

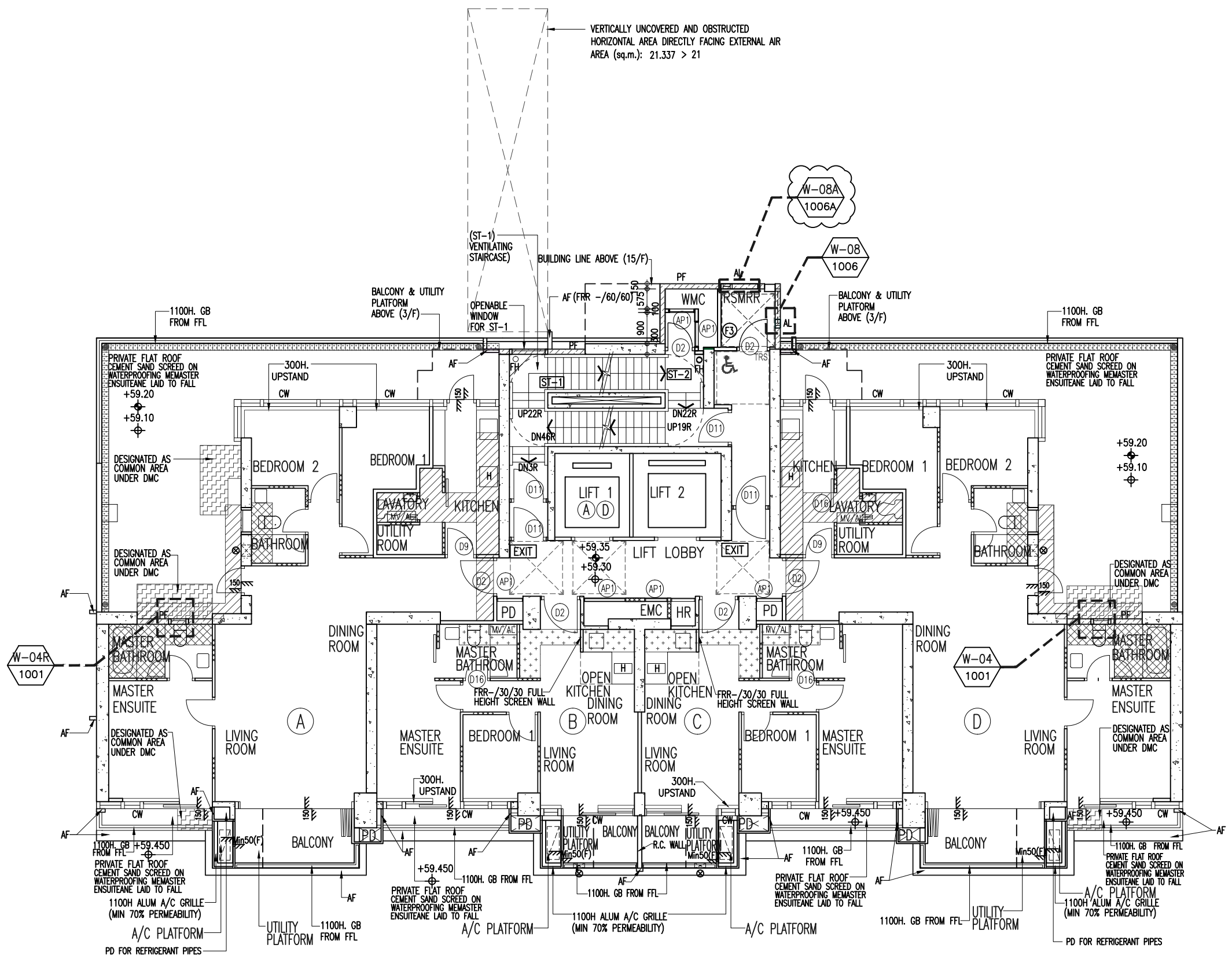
A	26/06/2024	REVISION SUBJECT TO ARCH.COMMENT	MIN
NO.	DATE	REVISION	BY

JOB NO. : J-861  
 PROJECT : PROPOSED RESIDENTIAL DEVELOPMENT AT NOS. 3-6 GLENEALY, CENTRAL, HONG KONG

TITLE : WINDOW LOCATION PLAN FOR PRECAST FAÇADE AT TOWER (2F)

DATE : 26-06-24 SCALE : 1:125 @A3  
 DRAWN BY : IVAN CHECKED BY :

 美特鋁質有限公司  
 MIDI ALUMINIUM FABRICATOR LTD.  
 Units 6-8, Sunray Industrial Centre, 1/F  
 610 Cha Kwo Ling Road, Kowloon  
 Tel:23489211-4 Fax:(852)2727666  
 DWG NO. : J861-SD-PW-0101 REV. : A




TOWER 2/F  
 (1 STOREY)

C:\Users\1786176\Documents\1. Shop Drawing\1. Precast Window\2nd SUBMISSION\20240604\FLOOR PLAN - 2f.dwg, 09/10/24 17:33:36, DWG to PDF.pcf

B.D. REF :	
WONG TUNG & PARTNERS LTD.	
APPROVED	
APPROVED AS NOTED	
APPROVED AS NOTED & RESUBMIT	
RESUBMIT	
NO COMMENT	
REFER OTHER CONSULTANT'S COMMENTS	
Reviewed for compliance with the design intent. Comments made shall apply to all similar conditions & details, not just the ones cited. The approval shall not be construed as relieving the contractor for compliance with the contract documents & requirements.	
Reviewed By	Date
( )	( )

CLIENT :  
 Pacific Century Premium Developments  
 盈科大衍地產發展

ARCHITECT :  
 WONG TUNG & PARTNERS LIMITED  
 ARCHITECTS & PLANNERS

MAIN CONTRACTOR :  
 顯利工程有限公司  
 HIEN LEE ENGINEERING CO., LTD.

STRUCTURAL ENGINEER :  
 SYW & ASSOCIATES LTD.  
 STRUCTURAL ENGINEERS & AUTHORIZED PERSONS  
 邵賢偉建築工程師

FAÇADE CONSULTANT:

- NOTE :
1. ALL DIMENSIONS ARE IN mm.
  2. ALL ELEVATIONS ARE VIEWED FROM OUTSIDE.
  3. ALL DIMENSIONS TO BE VERIFIED ON SITE BEFORE FABRICATION.
- LEGEND :
- W-XX WINDOW MARK NO.
  - XXXX REFER SHEET NO.
1. F.F.L. -- FINISHED FLOOR LEVEL
  2. S.F.L. -- STRUCTURAL FLOOR LEVEL
  3. (R) -- REVERSED DETAIL

A	26/08/2024	REVISION SUBJECT TO ARCH.COMMENT	MN
NO.	DATE	REVISED	BY

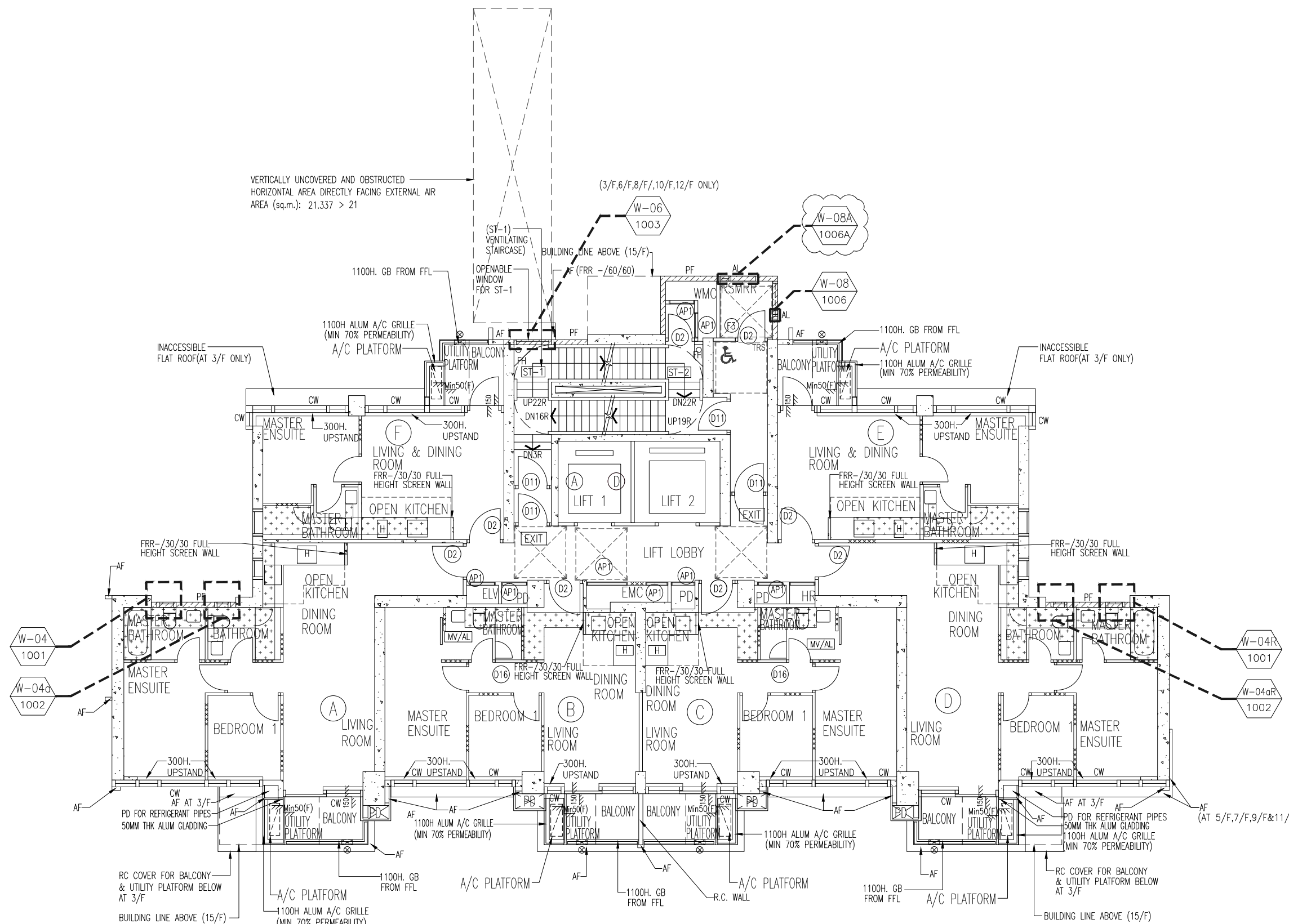
JOB NO. : J-861  
 PROJECT : PROPOSED RESIDENTIAL DEVELOPMENT AT NOS. 3-6 GLENEALY, CENTRAL, HONG KONG

TITLE : WINDOW LOCATION PLAN FOR PRECAST FAÇADE AT TOWER (3F-12F)

DATE : 26-06-24 SCALE : 1:125 @A3  
 DRAWN BY : IVAN CHECKED BY :

 美特鋁質有限公司  
 MIDI ALUMINIUM FABRICATOR LTD.  
 Units 6-8, Sunray Industrial Centre, 1/F  
 610 Cha Kwo Ling Road, Kowloon  
 Tel:23489211-4 Fax:(852)2727666

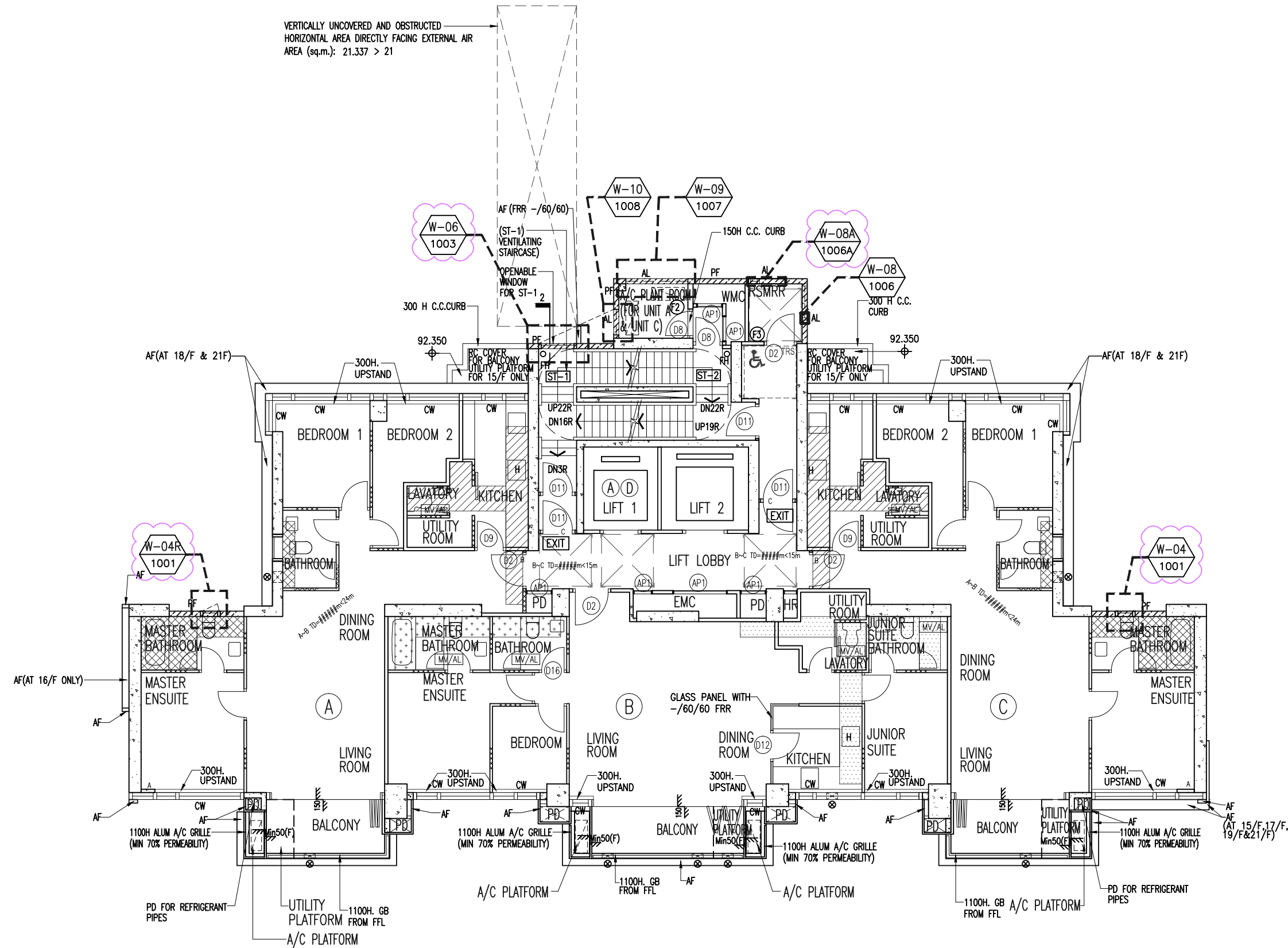
DWG NO. : J861-SD-PW-0102 REV. : A



TOWER 3/F TO 12/F PLAN  
 (9 STOREYS)  
 (FLOOR No. 4, 13, 14 NOT USED.)

C:\Users\138176\OneDrive\Desktop\138176\Submission\1\_Shop Drawing\1\_Precast Window\2nd SUBMISSION\20240804\FLOOR PLAN - LOW ZONE 3-12F.dwg 09/10/24 17:40:44 DWG TO PDF.p3

VERTICALLY UNCOVERED AND OBSTRUCTED  
HORIZONTAL AREA DIRECTLY FACING EXTERNAL AIR  
AREA (sq.m.): 21.337 > 21



TOWER 15/F-21/F PLAN  
(7 STOREYS)

B.D. REF :

WONG TUNG & PARTNERS LTD.	
APPROVED	
APPROVED AS NOTED	
APPROVED AS NOTED & RESUBMIT	
RESUBMIT	
NO COMMENT	
REFER OTHER CONSULTANT'S COMMENTS	
Reviewed for compliance with the design intent. Comments made shall apply to all similar conditions & details, not just the ones cited. The approval shall not be construed as relieving the contractor for compliance with the contract documents & requirements.	
Reviewed By	Date
( )	( )

CLIENT :  
Pacific Century  
Premium Developments  
盈科大衍地產發展

ARCHITECT :  
WONG TUNG & PARTNERS LIMITED  
ARCHITECTS & PLANNERS

MAIN CONTRACTOR :  
顯利工程有限公司  
HIEN LEE ENGINEERING CO., LTD.

STRUCTURAL ENGINEER :  
SYW & ASSOCIATES LTD.  
REGISTERED ENGINEERS & AUTHORIZED PERSONS

FAÇADE CONSULTANT:

- NOTE :
1. ALL DIMENSIONS ARE IN mm.
  2. ALL ELEVATIONS ARE VIEWED FROM OUTSIDE.
  3. ALL DIMENSIONS TO BE VERIFIED ON SITE BEFORE FABRICATION.
- LEGEND :
- W-XX WINDOW MARK NO.
  - XXXX REFER SHEET NO.
  - 1. F.F.L. -- FINISHED FLOOR LEVEL
  - 2. S.F.L. -- STRUCTURAL FLOOR LEVEL
  - 3. (R) -- REVERSED DETAIL

A	26/06/2024	REVISION SUBJECT TO ARCH.COMMENT	MM
NO.	DATE	REVISION	BY

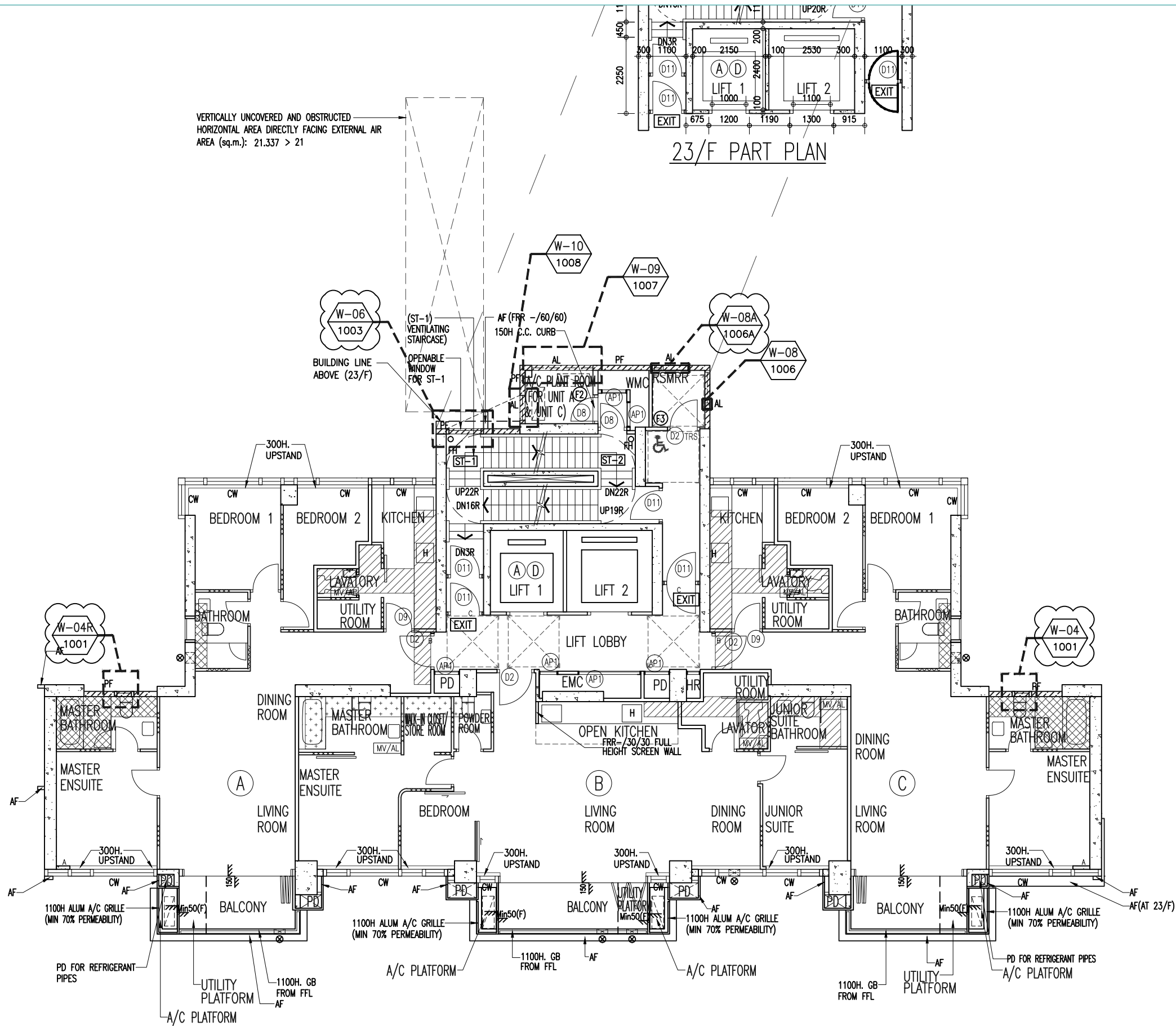
JOB NO. : J-861  
PROJECT : PROPOSED RESIDENTIAL DEVELOPMENT AT NOS. 3-6 GLENEALY, CENTRAL, HONG KONG

TITLE : WINDOW LOCATION PLAN FOR PRECAST FAÇADE AT TOWER (15F-21F)

DATE : 26-06-24 SCALE : 1:125 @A3  
DRAWN BY : IVAN CHECKED BY :

美特鋁質有限公司  
MIDI ALUMINIUM FABRICATOR LTD.  
Units 6-8, Sunroy Industrial Centre, 1/F  
610 Cha Kwo Ling Road, Kowloon  
Tel:23489211-4 Fax:(852)2727666

DWG NO. : J861-SD-PW-0103 REV. : A



TOWER 22/F-23/F PLAN  
(2 STOREYS)  
(FLOOR NO.24 NOT USED)

B.D. REF :

WONG TUNG & PARTNERS LTD.	
APPROVED	
APPROVED AS NOTED	
APPROVED AS NOTED & RESUBMIT	
RESUBMIT	
NO COMMENT	
REFER OTHER CONSULTANT'S COMMENTS	
Reviewed for compliance with the design intent. Comments made shall apply to all similar conditions & details, not just the ones cited. The approval shall not be construed as relieving the contractor for compliance with the contract documents & requirements.	
Reviewed By	Date
( )	( )

CLIENT :  
 Pacific Century Premium Developments  
 盈科大衍地產發展

ARCHITECT :  
 WONG TUNG & PARTNERS LIMITED  
 ARCHITECTS & PLANNERS

MAIN CONTRACTOR :  
 顯利工程有限公司  
 HIEN LEE ENGINEERING CO., LTD.

STRUCTURAL ENGINEER :  
 SYW & ASSOCIATES LTD.  
 REGISTERED ENGINEER & AUTHORIZED PERSONNEL  
 註冊專業工程師

FAÇADE CONSULTANT:

- NOTE :
1. ALL DIMENSIONS ARE IN mm.
  2. ALL ELEVATIONS ARE VIEWED FROM OUTSIDE.
  3. ALL DIMENSIONS TO BE VERIFIED ON SITE BEFORE FABRICATION.
- LEGEND :
- W-XX WINDOW MARK NO.
  - XXXX REFER SHEET NO.
  - 1. F.F.L. -- FINISHED FLOOR LEVEL
  - 2. S.F.L. -- STRUCTURAL FLOOR LEVEL
  - 3. (R) -- REVERSED DETAIL

A	26/06/2024	REVISION SUBJECT TO ARCH.COMMENT	MM
NO.	DATE	REVISED	BY

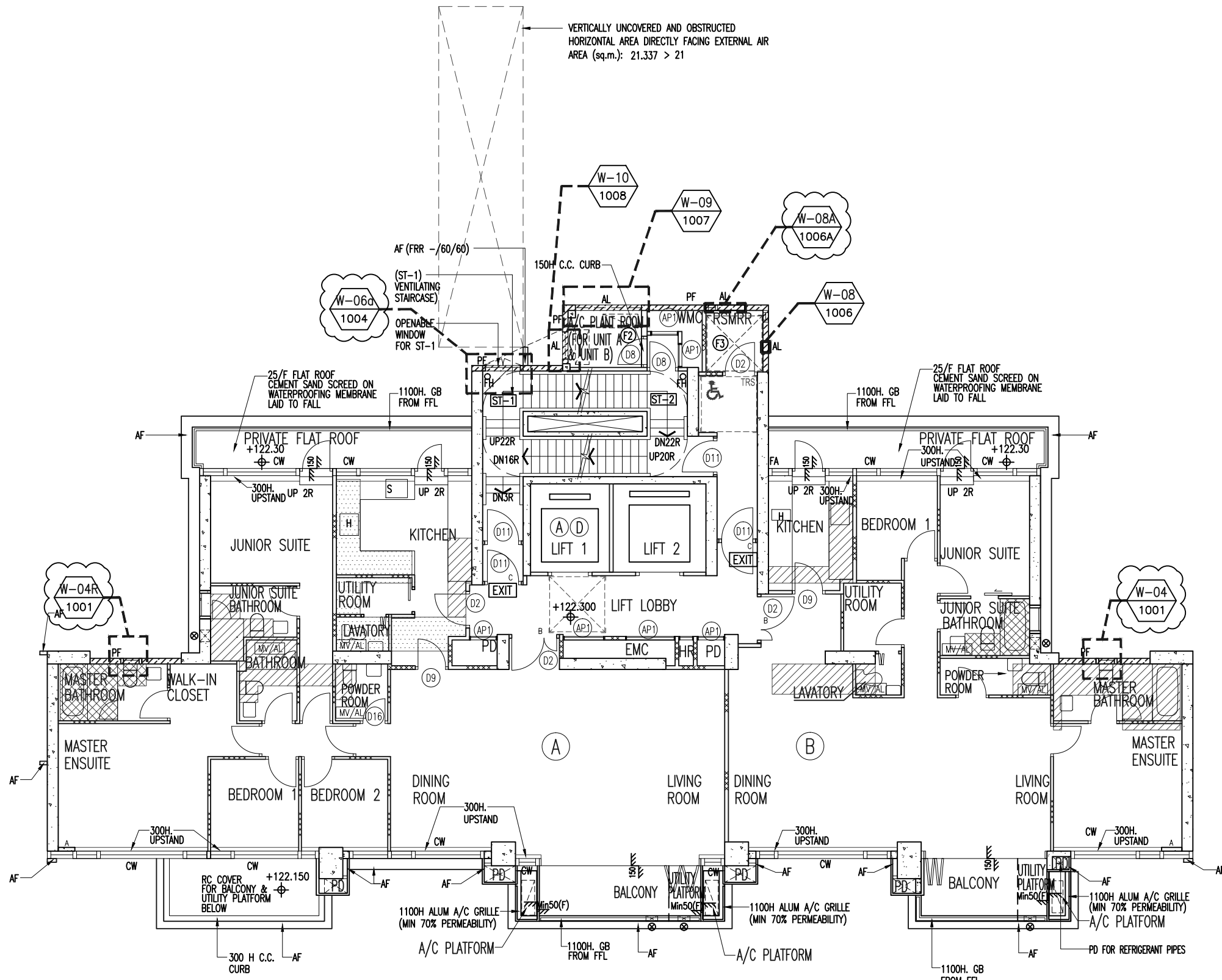
JOB NO. : J-861  
 PROJECT : PROPOSED RESIDENTIAL DEVELOPMENT AT NOS. 3-6 GLENEALY, CENTRAL, HONG KONG

TITLE : WINDOW LOCATION PLAN FOR PRECAST FAÇADE AT TOWER (22F,23F)

DATE : 26-06-24 SCALE : 1:125 @A3  
 DRAWN BY : IVAN CHECKED BY :

美特鋁質有限公司  
 MIDI ALUMINIUM FABRICATOR LTD.  
 Units 6-8, Sunray Industrial Centre, 1/F  
 610 Cha Kwo Ling Road, Kowloon  
 Tel:23489211-4 Fax:(852)2727666

DWG NO. : J861-SD-PW-0104 REV. : A



TOWER 25/F PLAN  
(1 STOREYS)

B.D. REF :

WONG TUNG & PARTNERS LTD.	
APPROVED	
APPROVED AS NOTED	
APPROVED AS NOTED & RESUBMIT	
RESUBMIT	
NO COMMENT	
REFER OTHER CONSULTANT'S COMMENTS	
Reviewed for compliance with the design intent. Comments made shall apply to all similar conditions & details, not just the ones cited. The approval shall not be construed as relieving the contractor for compliance with the contract documents & requirements.	
Reviewed By	Date
( )	( )

CLIENT :  
 Pacific Century Premium Developments  
 盈科大衍地產發展

ARCHITECT :  
 WONG TUNG & PARTNERS LIMITED  
 ARCHITECTS & PLANNERS

MAIN CONTRACTOR :  
 顯利工程有限公司  
 HIEN LEE ENGINEERING CO., LTD.

STRUCTURAL ENGINEER :  
 SYW & ASSOCIATES LTD.  
 STRUCTURAL ENGINEERS & AUTHORIZED PERSONNEL  
 邵賢偉建築工程師

FAÇADE CONSULTANT:

NOTE :  
 1. ALL DIMENSIONS ARE IN mm.  
 2. ALL ELEVATIONS ARE VIEWED FROM OUTSIDE.  
 3. ALL DIMENSIONS TO BE VERIFIED ON SITE BEFORE FABRICATION.

LEGEND :  
 W-XX REFER SHEET NO.  
 XXXX REFER SHEET NO.  
 1. F.F.L. -- FINISHED FLOOR LEVEL  
 2. S.F.L. -- STRUCTURAL FLOOR LEVEL  
 3. (R) -- REVERSED DETAIL

A	26/06/2024	REVISION SUBJECT TO ARCH.COMMENT	MM
NO.	DATE	REVISION	BY

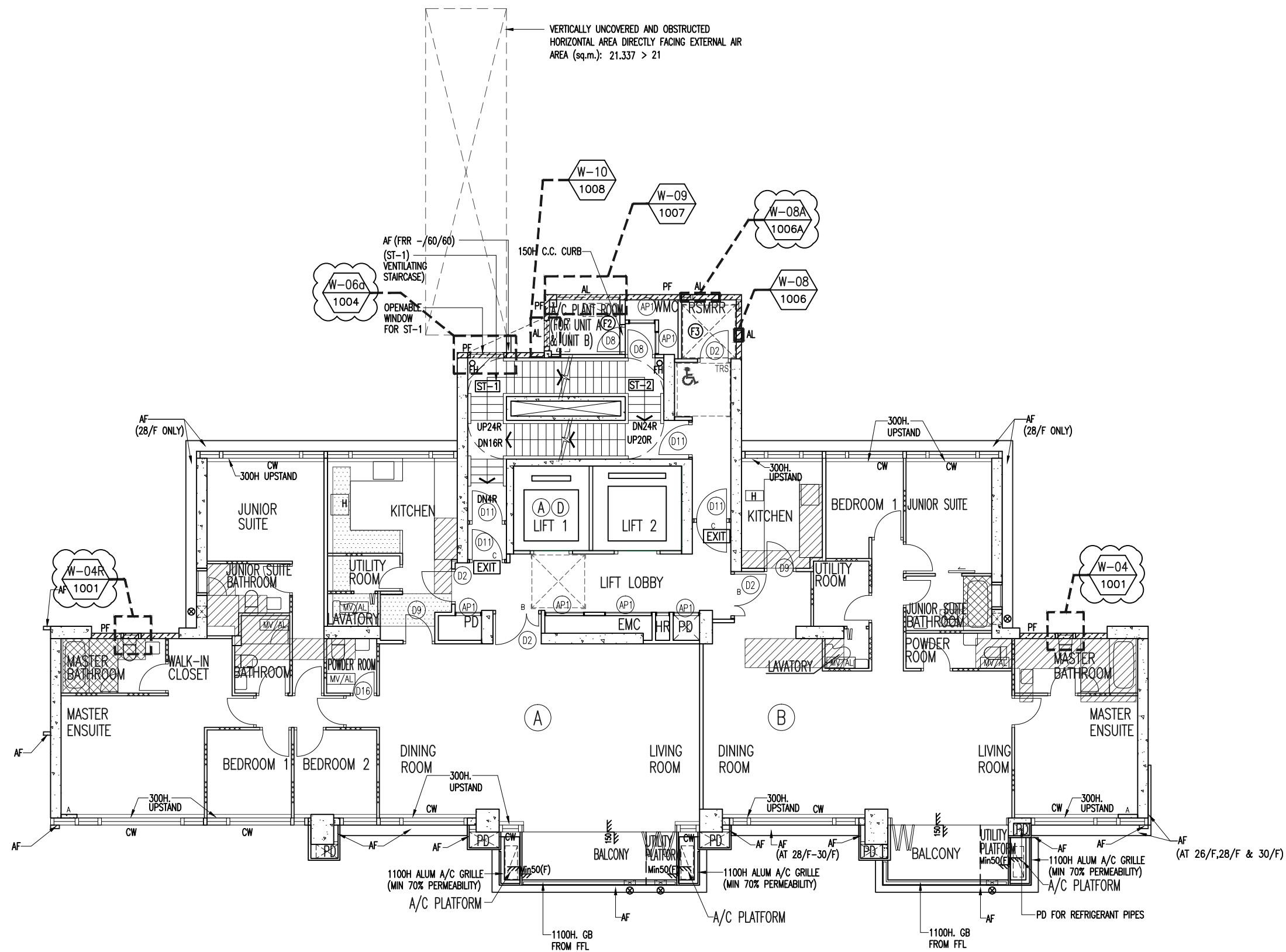
JOB NO. : J-861  
 PROJECT : PROPOSED RESIDENTIAL DEVELOPMENT AT NOS. 3-6 GLENEALY, CENTRAL, HONG KONG

TITLE : WINDOW LOCATION PLAN FOR PRECAST FAÇADE AT TOWER (25F)

DATE : 26-06-24 SCALE : 1:125 @A3  
 DRAWN BY : IVAN CHECKED BY :

美特鋁質有限公司  
 MIDI ALUMINIUM FABRICATOR LTD.  
 Units 6-8, Sunray Industrial Centre, 1/F  
 610 Cha Kwo Ling Road, Kowloon  
 Tel:23489211-4 Fax:(852)2727666  
 DWG NO. : J861-SD-PW-0105 REV. : A

C:\Users\1786176\OneDrive\Desktop\20240604\FLOOR PLAN - HIGH ZONE 25F.dwg, 03/10/24 11:35:05, DWG To PDF.pc3  
 C:\Users\1786176\OneDrive\Desktop\20240604\FLOOR PLAN - HIGH ZONE 25F.dwg, 03/10/24 11:35:05, DWG To PDF.pc3



TOWER 26/F TO 30/F PLAN  
(5 STOREYS)


B.D. REF :

WONG TUNG & PARTNERS LTD.	
APPROVED	
APPROVED AS NOTED	
APPROVED AS NOTED & RESUBMIT	
RESUBMIT	
NO COMMENT	
REFER OTHER CONSULTANT'S COMMENTS	
Reviewed for compliance with the design intent. Comments made shall apply to all similar conditions & details, not just the ones cited. The approval shall not be construed as relieving the contractor for compliance with the contract documents & requirements.	
Reviewed By	Date
( )	( )

CLIENT :  
 Pacific Century Premium Developments  
 盈科大衍地產發展

ARCHITECT :  
 WONG TUNG & PARTNERS LIMITED  
 ARCHITECTS & PLANNERS  


MAIN CONTRACTOR :  
 顯利工程有限公司  
 HIEN LEE ENGINEERING CO., LTD.

STRUCTURAL ENGINEER :  
 SYW & ASSOCIATES LTD.  
 QUALIFIED ENGINEERS & AUTHORIZED PERSONS  
 邵賢偉建築師事務所

FAÇADE CONSULTANT:

- NOTE :
1. ALL DIMENSIONS ARE IN mm.
  2. ALL ELEVATIONS ARE VIEWED FROM OUTSIDE.
  3. ALL DIMENSIONS TO BE VERIFIED ON SITE BEFORE FABRICATION.
- LEGEND :
- W-XX WINDOW MARK NO.
  - XXXX REFER SHEET NO.
  - 1. F.F.L. -- FINISHED FLOOR LEVEL
  - 2. S.F.L. -- STRUCTURAL FLOOR LEVEL
  - 3. (R) -- REVERSED DETAIL

A	26/06/2024	REVISION SUBJECT TO ARCH.COMMENT	MM
NO.	DATE	REVISED	BY

JOB NO. : J-861  
 PROJECT : PROPOSED RESIDENTIAL DEVELOPMENT AT NOS. 3-6 GLENEALY, CENTRAL, HONG KONG

TITLE : WINDOW LOCATION PLAN FOR PRECAST FAÇADE AT TOWER (26F-30F)

DATE : 26-06-24 SCALE : 1:125 @A3  
 DRAWN BY : IVAN CHECKED BY :


 美特鋁質有限公司  
 MIDI ALUMINIUM FABRICATOR LTD.  
 Units 6-8, Sunray Industrial Centre, 1/F  
 610 Cha Kwo Ling Road, Kowloon  
 Tel:23489211-4 Fax:(852)2727666  
 DWG NO. : J861-SD-PW-0106 REV. : A

B.D. REF :

WONG TUNG & PARTNERS LTD.	
APPROVED	
APPROVED AS NOTED	
APPROVED AS NOTED & RESUBMIT	
RESUBMIT	
NO COMMENT	
REFER OTHER CONSULTANT'S COMMENTS	
Reviewed for compliance with the design intent. Comments made shall apply to all similar conditions & details, not just the ones cited. The approval shall not be construed as relieving the contractor for compliance with the contract documents & requirements.	
Reviewed By	Date
( )	( )

CLIENT :  
 Pacific Century Premium Developments  
 盈科大衍地產發展

ARCHITECT :  
 WONG TUNG & PARTNERS LIMITED  
 ARCHITECTS & PLANNERS

MAIN CONTRACTOR :  
 顯利工程有限公司  
 HIEN LEE ENGINEERING CO., LTD.

STRUCTURAL ENGINEER :  
 SYW & ASSOCIATES LTD.  
 QUALIFIED ENGINEERS & AUTHORIZED PERSONNEL  
 註冊專業工程師

FAÇADE CONSULTANT:


- NOTE :
1. ALL DIMENSIONS ARE IN mm.
  2. ALL ELEVATIONS ARE VIEWED FROM OUTSIDE.
  3. ALL DIMENSIONS TO BE VERIFIED ON SITE BEFORE FABRICATION.
- LEGEND :
- W-XX WINDOW MARK NO.
  - XXXX REFER SHEET NO.
  - 1. F.F.L. -- FINISHED FLOOR LEVEL
  - 2. S.F.L. -- STRUCTURAL FLOOR LEVEL
  - 3. (R) -- REVERSED DETAIL

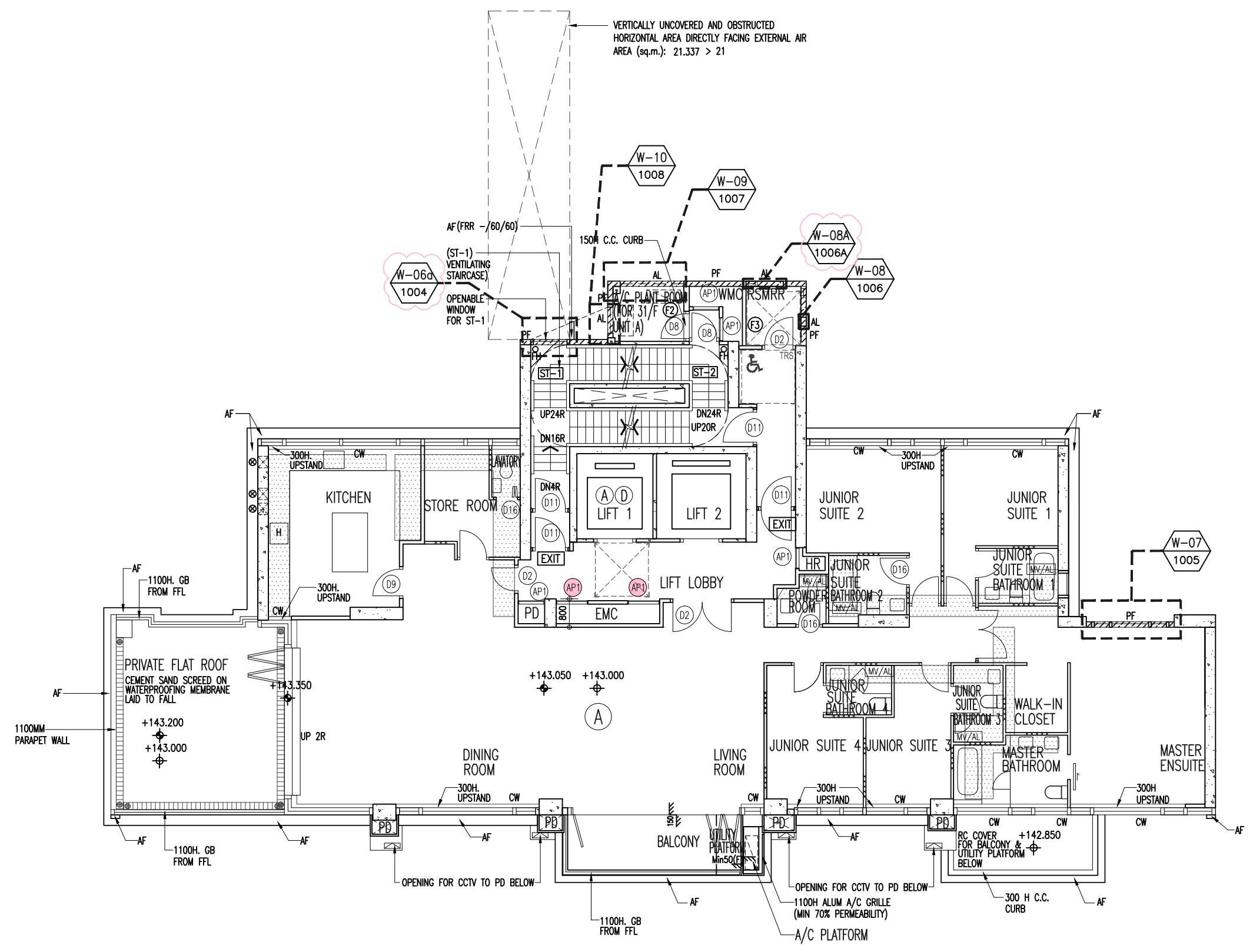
A	26/06/2024	REVISION SUBJECT TO ARCH.COMMENT	MM
NO.	DATE	REVISED	BY

JOB NO. : J-861  
 PROJECT : PROPOSED RESIDENTIAL DEVELOPMENT AT NOS. 3-6 GLENEALY, CENTRAL, HONG KONG

TITLE : WINDOW LOCATION PLAN FOR PRECAST FAÇADE AT TOWER (31/F)

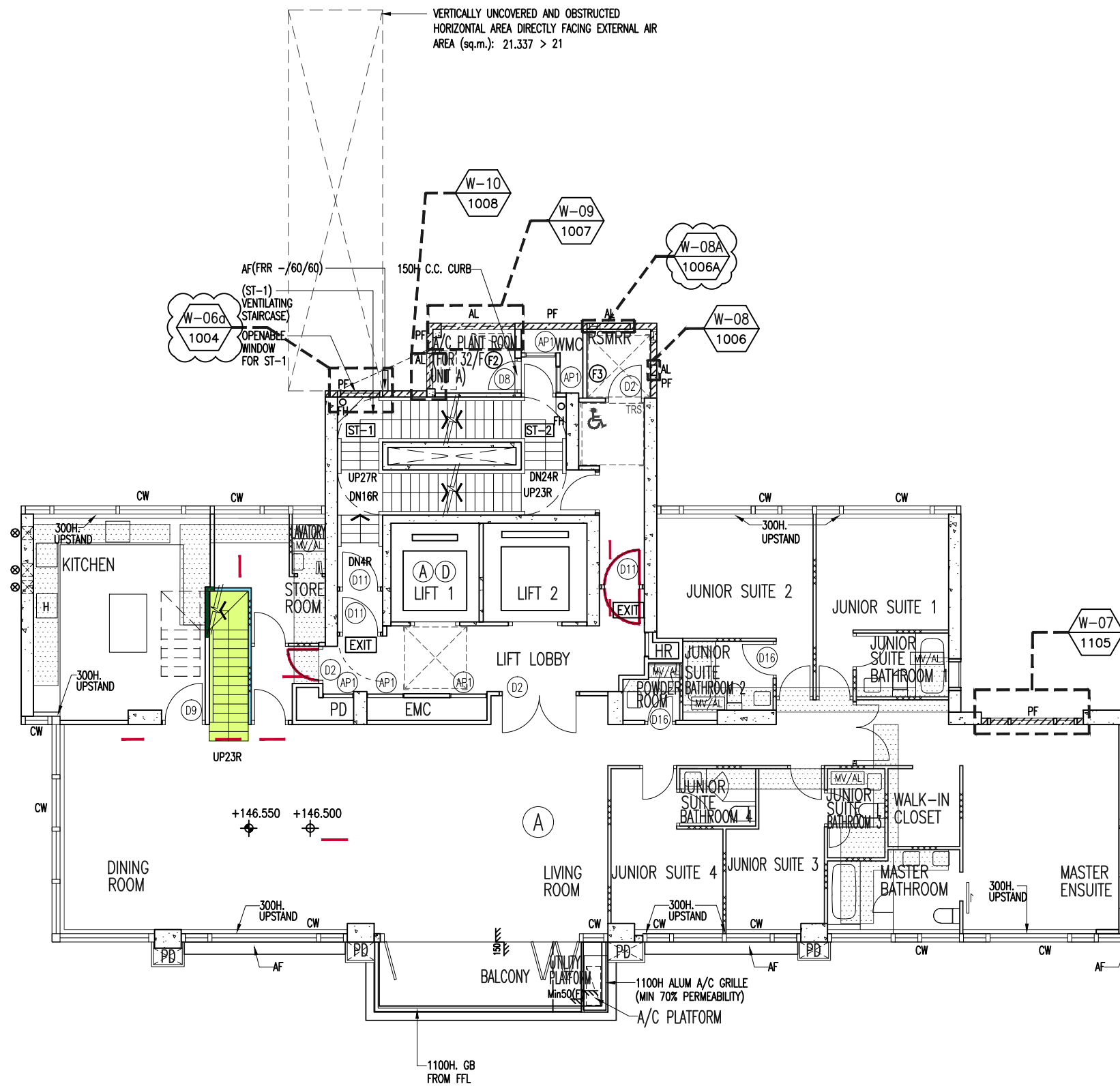
DATE : 26-06-24 SCALE : 1:125 @A3  
 DRAWN BY : IVAN CHECKED BY :

 美特鋁質有限公司  
 MIDI ALUMINIUM FABRICATOR LTD.  
 Units 6-8, Sunray Industrial Centre, 1/F  
 610 Cha Kwo Ling Road, Kowloon  
 Tel:23489211-4 Fax:(852)2727666  
 DWG NO. : J861-SD-PW-0107 REV. : A



TOWER 31/F PLAN

K:\05\1786176\_Submission\1\_Shop\_Drawing\1\_Precast\_Window\2nd SUBMISSION\_20240604\FLOOR PLAN - HIGH ZONE 31/F.dwg, 09/10/24 13:37:51, DWG To PDF.pc3



TOWER 32/F PLAN

B.D. REF :

WONG TUNG & PARTNERS LTD.	
APPROVED	
APPROVED AS NOTED	
APPROVED AS NOTED & RESUBMIT	
RESUBMIT	
NO COMMENT	
REFER OTHER CONSULTANT'S COMMENTS	
Reviewed for compliance with the design intent. Comments made shall apply to all similar conditions & details, not just the ones cited. The approval shall not be construed as relieving the contractor for compliance with the contract documents & requirements.	
Reviewed By	Date
( )	( )

CLIENT :  
 Pacific Century Premium Developments  
 盈科大衍地產發展

ARCHITECT :  
 WONG TUNG & PARTNERS LIMITED  
 ARCHITECTS & PLANNERS

MAIN CONTRACTOR :  
 顯利工程有限公司  
 HIEN LEE ENGINEERING CO., LTD.

STRUCTURAL ENGINEER :  
 SYW & ASSOCIATES LTD.  
 REGISTERED ENGINEERS & AUTHORIZED PERSONS  
 註冊專業工程師

FAÇADE CONSULTANT:

- NOTE :
1. ALL DIMENSIONS ARE IN mm.
  2. ALL ELEVATIONS ARE VIEWED FROM OUTSIDE.
  3. ALL DIMENSIONS TO BE VERIFIED ON SITE BEFORE FABRICATION.
- LEGEND :
- W-XX WINDOW MARK NO.
  - XXXX REFER SHEET NO.
  - 1. F.F.L. -- FINISHED FLOOR LEVEL
  - 2. S.F.L. -- STRUCTURAL FLOOR LEVEL
  - 3. (R) -- REVERSED DETAIL

A	26/06/2024	REVISION SUBJECT TO ARCH.COMMENT	MIN
NO.	DATE	REVISED	BY

JOB NO. : J-861  
 PROJECT : PROPOSED RESIDENTIAL DEVELOPMENT AT NOS. 3-6 GLENEALY, CENTRAL, HONG KONG

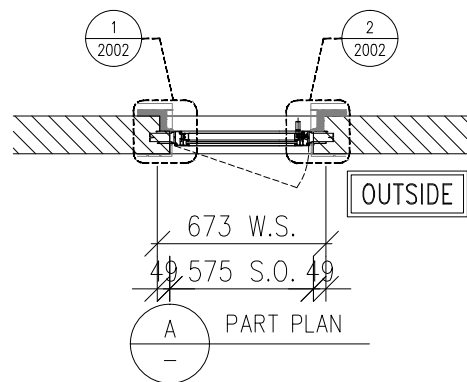
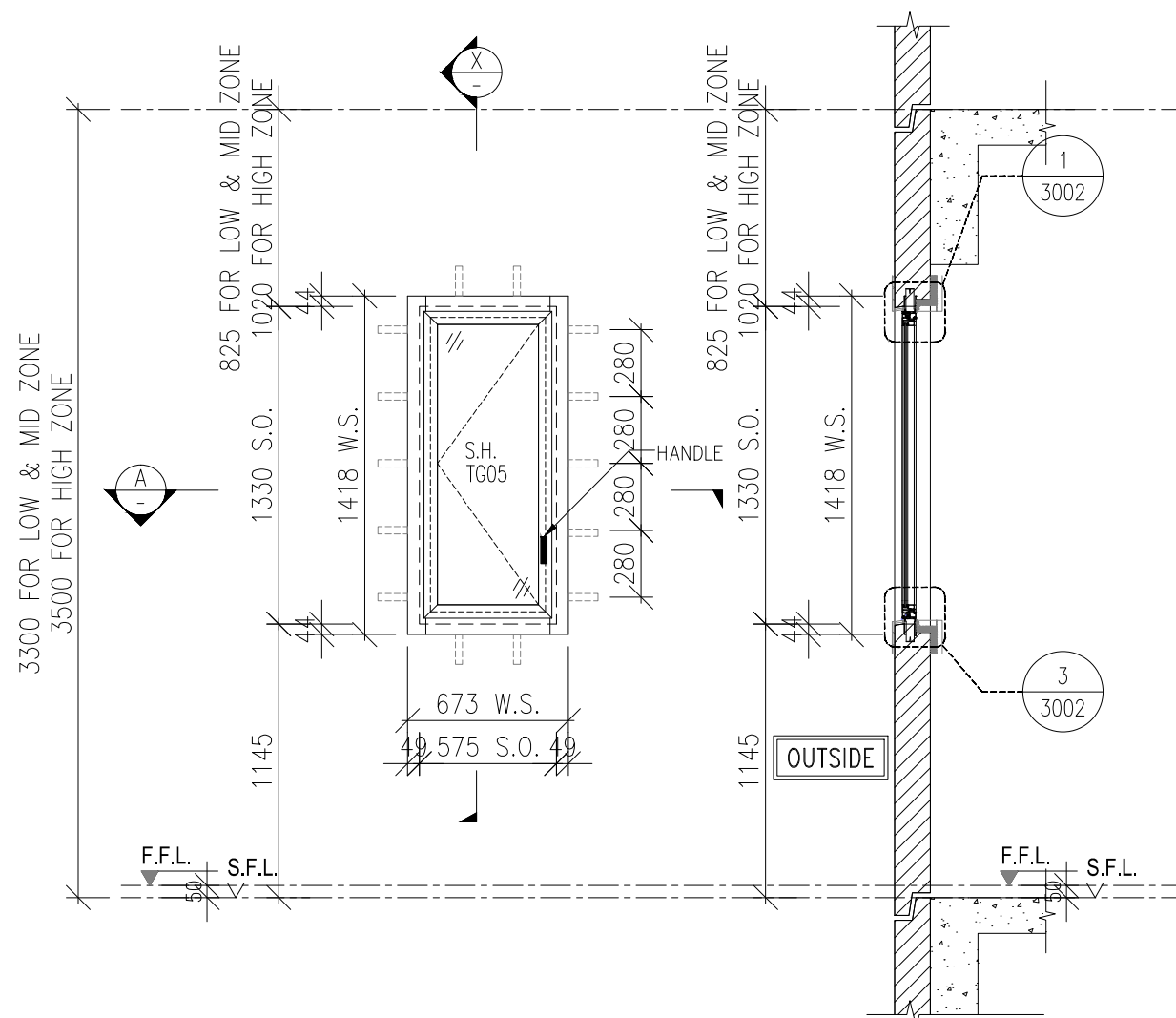
TITLE : WINDOW LOCATION PLAN FOR PRECAST FAÇADE AT TOWER (32F)

DATE : 26-06-24 SCALE : 1:125 @A3  
 DRAWN BY : IVAN CHECKED BY :

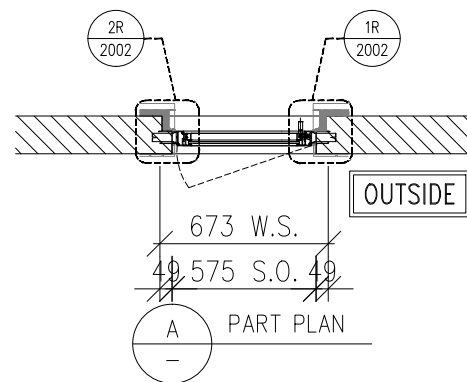
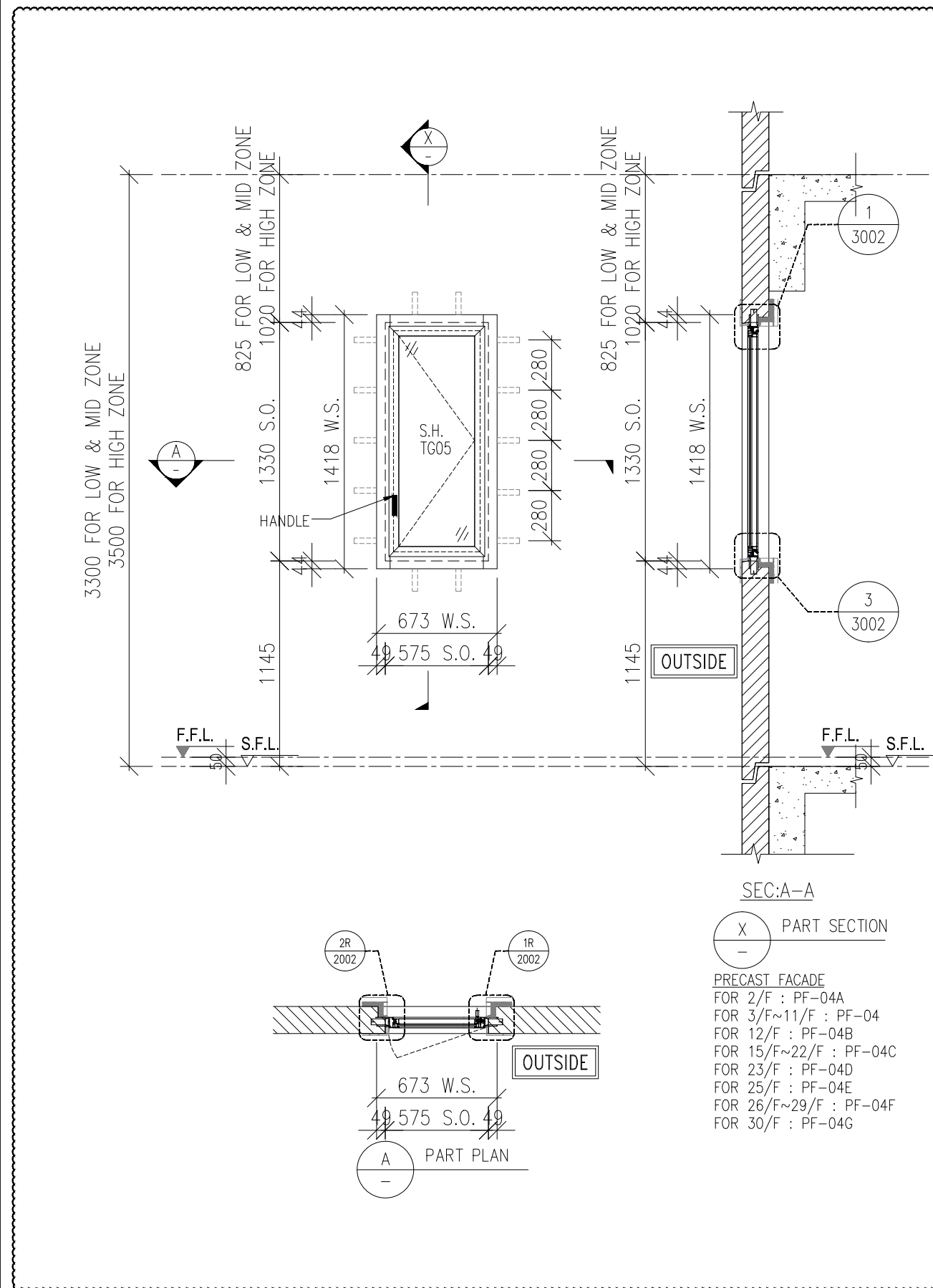
美特鋁質有限公司  
 MIDI ALUMINIUM FABRICATOR LTD.  
 Units 6-8, Sunroy Industrial Centre, 1/F  
 610 Cha Kwo Ling Road, Kowloon  
 Tel:23489211-4 Fax:(852)2727666

DWG NO. : J861-SD-PW-0108 REV. : A

REQUIRE		PROVIDED	
OPENABLE AREA	GLAZING AREA	OPENABLE AREA	GLAZING AREA
0.461	—	0.593	0.496



**PRECAST FACADE**  
 FOR 2/F : PF-01A  
 FOR 3/F~11/F : PF-01  
 FOR 12/F : PF-01B  
 FOR 15/F~22/F : PF-01C  
 FOR 23/F : PF-01D  
 FOR 25/F : PF-01E  
 FOR 26/F~29/F : PF-01F  
 FOR 30/F : PF-01G



**PRECAST FACADE**  
 FOR 2/F : PF-04A  
 FOR 3/F~11/F : PF-04  
 FOR 12/F : PF-04B  
 FOR 15/F~22/F : PF-04C  
 FOR 23/F : PF-04D  
 FOR 25/F : PF-04E  
 FOR 26/F~29/F : PF-04F  
 FOR 30/F : PF-04G

B.D. REF :

WONG TUNG & PARTNERS LTD.	
APPROVED	
APPROVED AS NOTED	
APPROVED AS NOTED & RESUBMIT	
RESUBMIT	
NO COMMENT	
REFER OTHER CONSULTANT'S COMMENTS	
Reviewed for compliance with the design intent. Comments made shall apply to all similar conditions & details, not just the ones cited. The approval shall not be construed as relieving the contractor for compliance with the contract documents & requirements.	
Reviewed By	Date

CLIENT : Pacific Century Premium Developments 盈科大衍地產發展

ARCHITECT : WONG TUNG & PARTNERS LIMITED ARCHITECTS & PLANNERS

MAIN CONTRACTOR : 顯利工程有限公司 HIEN LEE ENGINEERING CO., LTD.

STRUCTURAL ENGINEER : SYW & ASSOCIATES LTD. 鄧賢偉建築工程師

FACADE CONSULTANT:

- NOTE :
- ALL DIMENSIONS ARE IN mm.
  - ALL ELEVATIONS ARE VIEWED FROM OUTSIDE.
  - ALL DIMENSIONS TO BE VERIFIED ON SITE BEFORE FABRICATION.

- LEGEND :
- x1 — DETAIL MARK NO.
  - x001 — REFER SHEET NO.
  - F.F.L. — FINISHED FLOOR LEVEL
  - S.F.L. — STRUCTURAL FLOOR LEVEL
  - (R) — REVERSED DETAIL
  - F. — FIXED WINDOW
  - SH. — TOP HUNG WINDOW
  - — LOUVER
  - GLASS LEGEND
  - TG01A1 — SOUTH-EAST FACADE: LOW-E IGU-YKED160J (#2) 8mmHS CLEAR GLASS+12A+10mmT CLEAR GLASS
  - TG01A2 — SOUTH-EAST FACADE: LOW-E IGU-YKED160J (#2) 8mmHS CLEAR GLASS+12A+8mmT CLEAR GLASS
  - TG03 — 10mmT LIGHT GREY TINTED GLASS
  - TG04 — 8mmHS LIGHT GREY TINTED GLASS
  - TG05 — 8mmHS LIGHT GREY TINTED FROSTED GLASS

	GLAZING AREA
	OPENABLE AREA

B	16/09/2024	REVISION SUBJECT TO ARCH.COMMENT	MIN
A	26/08/2024	REVISION SUBJECT TO ARCH.COMMENT	MIN
NO.	DATE	REVISED	BY

JOB NO. : J-861

PROJECT : PROPOSED RESIDENTIAL DEVELOPMENT AT NOS. 3-6 GLENEALY, CENTRAL, HONG KONG

TITLE : WINDOW SCHEDULE FOR PRECAST WINDOW

DATE : 26-06-24 SCALE : 1:30 @A3

DRAWN BY : IVAN CHECKED BY :

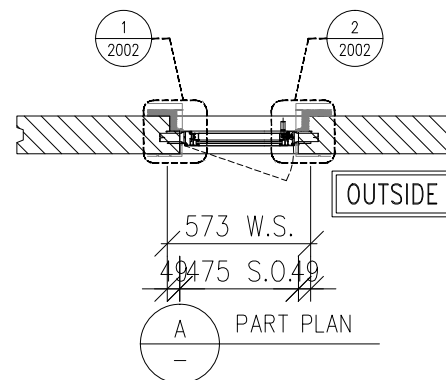
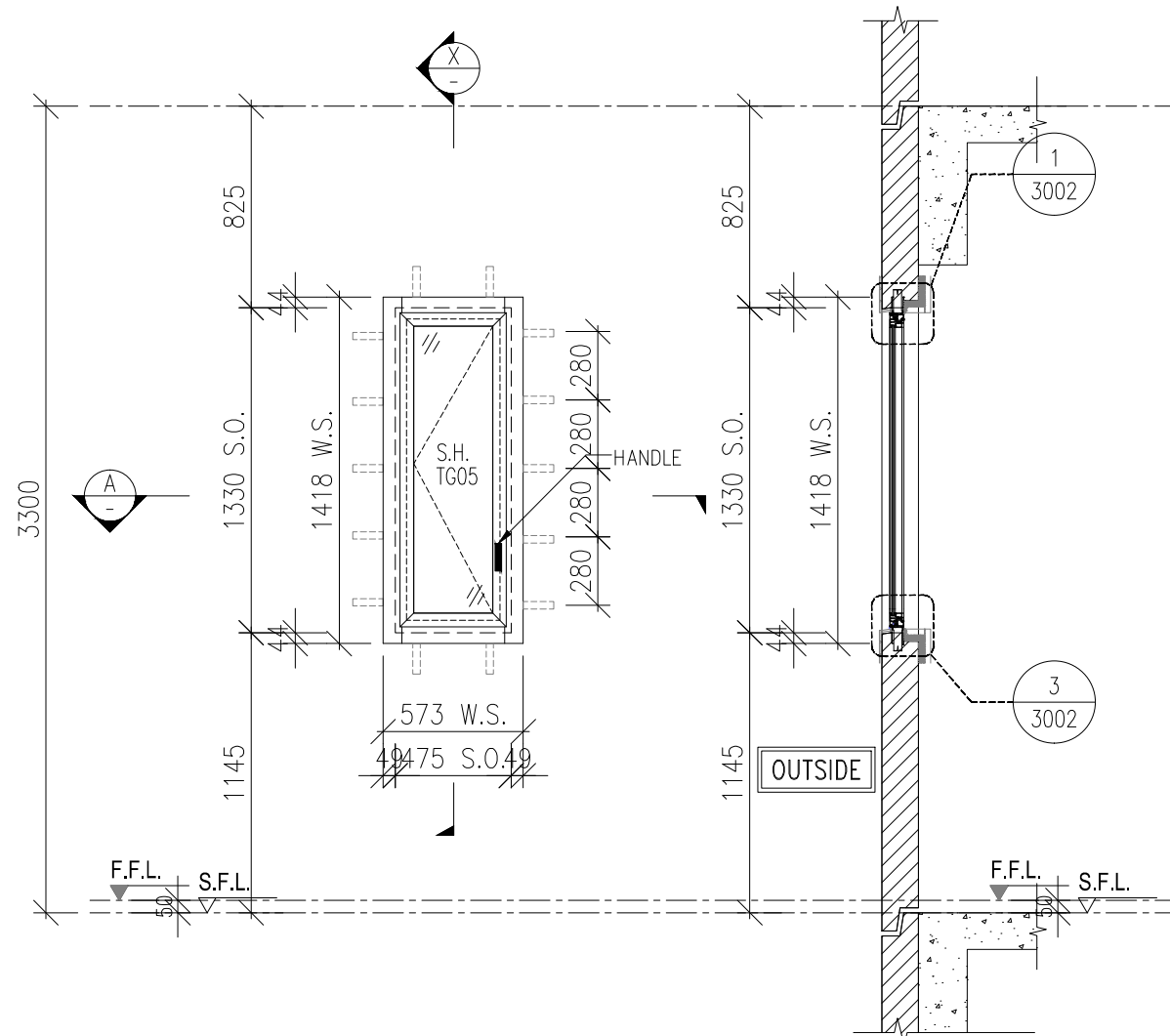
美特鋁質有限公司  
 MIDI ALUMINIUM FABRICATOR LTD.  
 Units 6-8, Sunray Industrial Centre, 1/F  
 610 Cha Kwo Ling Road, Kowloon  
 Tel:23489211-4 Fax:(852)2727666

DWG NO. : J861-SD-PW-1001 REV. : B

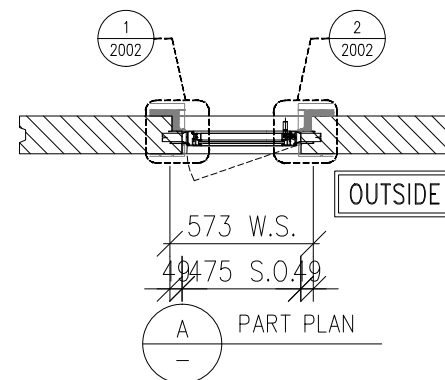
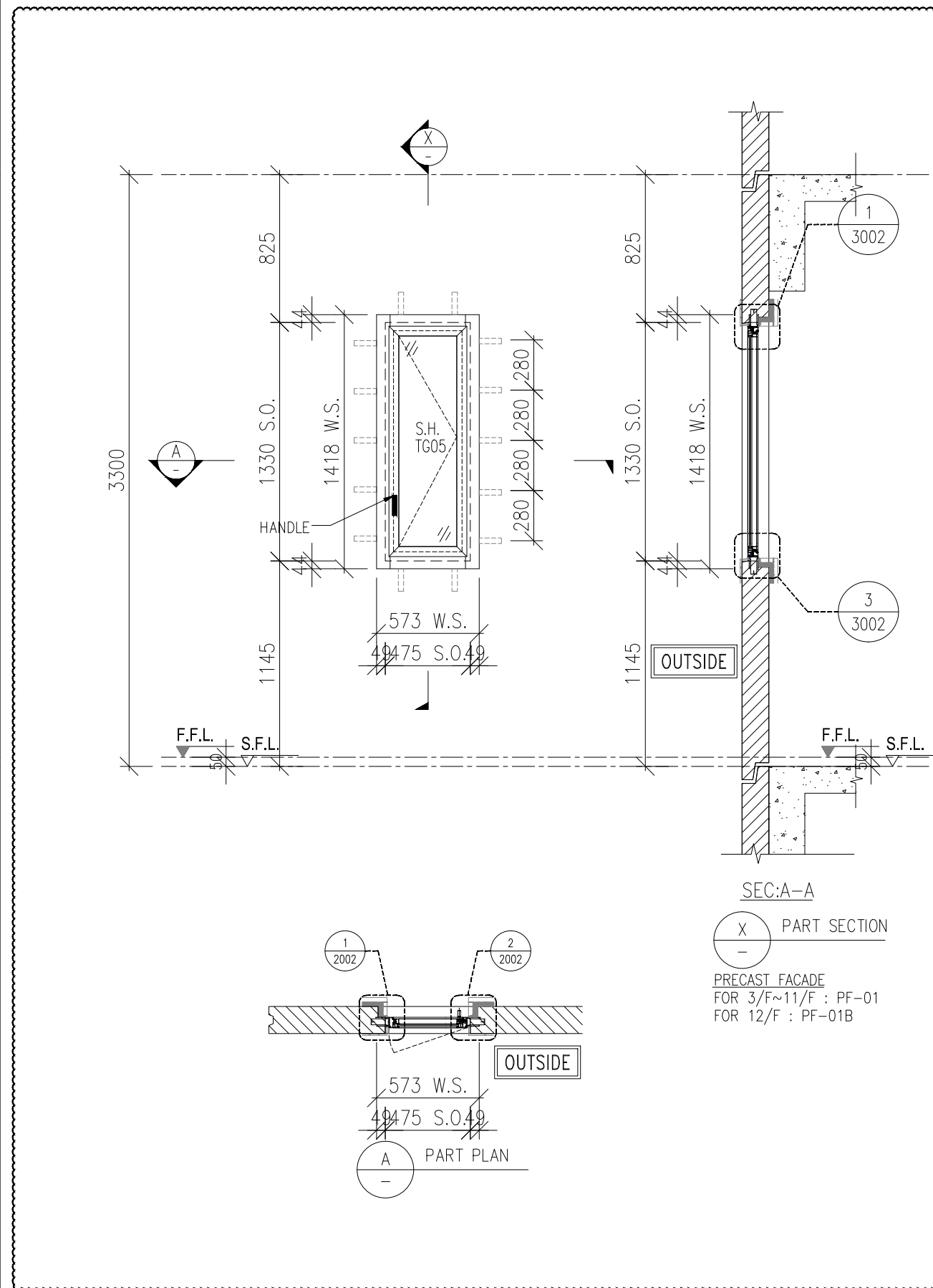
WINDOW MARK	25 nos.
LOCATION	(FLAT A M.BATH AT 2/F, 3/F TO 12/F) (FLAT A M.BATH AT 15/F TO 30/F)
GLAZING	TG05
WINDOW FRAME	50mm ALUM. WINDOW SECTION , 4 BAR HINGE

WINDOW MARK	REVERSE WINOW 25 nos.
LOCATION	(FLAT D M.BATH AT 2/F, 3/F TO 12/F) (FLAT C M.BATH AT 15/F TO 23/F) (FLAT B M.BATH AT 25/F TO 30/F)

REQUIRE		PROVIDED	
OPENABLE AREA	GLAZING AREA	OPENABLE AREA	GLAZING AREA
0.333	—	0.470	0.379



PRECAST FACADE  
FOR 3/F~11/F : PF-04  
FOR 12/F : PF-04B



PRECAST FACADE  
FOR 3/F~11/F : PF-01  
FOR 12/F : PF-01B

B.D. REF :

WONG TUNG & PARTNERS LTD.	
APPROVED	
APPROVED AS NOTED	
APPROVED AS NOTED & RESUBMIT	
RESUBMIT	
NO COMMENT	
REFER OTHER CONSULTANT'S COMMENTS	
Reviewed for compliance with the design intent. Comments made shall apply to all similar conditions & details, not just the ones cited. The approval shall not be construed as relieving the contractor for compliance with the contract documents & requirements.	
Reviewed By	Date

CLIENT :

**Pacific Century**  
Premium Developments  
盈科大衍地產發展

ARCHITECT :

**WONG TUNG & PARTNERS LIMITED**  
ARCHITECTS & PLANNERS

MAIN CONTRACTOR :

**顯利工程有限公司**  
HIEN LEE ENGINEERING CO., LTD.

STRUCTURAL ENGINEER :

**SYW & ASSOCIATES LTD.**  
REGISTERED ENGINEER & AUTHORIZED PERSON  
鄧賢偉建築工程師

FACADE CONSULTANT:

- NOTE :
- ALL DIMENSIONS ARE IN mm.
  - ALL ELEVATIONS ARE VIEWED FROM OUTSIDE.
  - ALL DIMENSIONS TO BE VERIFIED ON SITE BEFORE FABRICATION.

- LEGEND :
- x1 — DETAIL MARK NO.
  - x001 — REFER SHEET NO.
  - 1. F.F.L. — FINISHED FLOOR LEVEL
  - 2. S.F.L. — STRUCTURAL FLOOR LEVEL
  - 3. (R) — REVERSED DETAIL
  - 4. F. — FIXED WINDOW
  - 4. SH. — TOP HUNG WINDOW
  - 5. — LOUVER
  - 6. GLASS LEGEND
  - TG01A1 — SOUTH-EAST FACADE: LOW-E IGU-YKED160J (#2) 8mmHS CLEAR GLASS+12A+10mmT CLEAR GLASS
  - TG01A2 — SOUTH-EAST FACADE: LOW-E IGU-YKED160J (#2) 8mmHS CLEAR GLASS+12A+8mmT CLEAR GLASS
  - TG03 — 10mmT LIGHT GREY TINTED GLASS
  - TG04 — 8mmHS LIGHT GREY TINTED GLASS
  - TG05 — 8mmHS LIGHT GREY TINTED FROSTED GLASS

B	16/09/2024	REVISION SUBJECT TO ARCH.COMMENT	WN
A	26/08/2024	REVISION SUBJECT TO ARCH.COMMENT	WN
NO.	DATE	REVISED	BY

JOB NO. : J-861

PROJECT : PROPOSED RESIDENTIAL DEVELOPMENT AT NOS. 3-6 GLENEALY, CENTRAL, HONG KONG

TITLE : WINDOW SCHEDULE FOR PRECAST WINDOW

DATE : 26-06-24 SCALE : 1:30 @A3

DRAWN BY : IVAN CHECKED BY :

**美特鋁質有限公司**  
MIDI ALUMINIUM FABRICATOR LTD.  
Units 6-8, Sunray Industrial Centre, 1/F  
610 Cha Kwo Ling Road, Kowloon  
Tel:23489211-4 Fax:(852)2727666

DWG NO. : J861-SD-PW-1002 REV. : B

WINDOW MARK	9 nos.
LOCATION	(FLAT D) BATH AT 3/F TO 12/F
GLAZING	TG05
WINDOW FRAME	50mm ALUM. WINDOW SECTION , 4 BAR HINGE

WINDOW MARK	REVERSE WINOW 9 nos.
LOCATION	(FLAT A) BATH AT 3/F TO 12/F

REQUIRE		PROVIDED	
OPENABLE AREA	GLAZING AREA	OPENABLE AREA	GLAZING AREA
2.436	—	2.471	2.159

OPENABLE AREA CAL.

$$WS(H)2870-65-81-65=2659$$

$$WS(W)1180-65-81-65=969$$

$$2659 \times 969 = 2576571$$

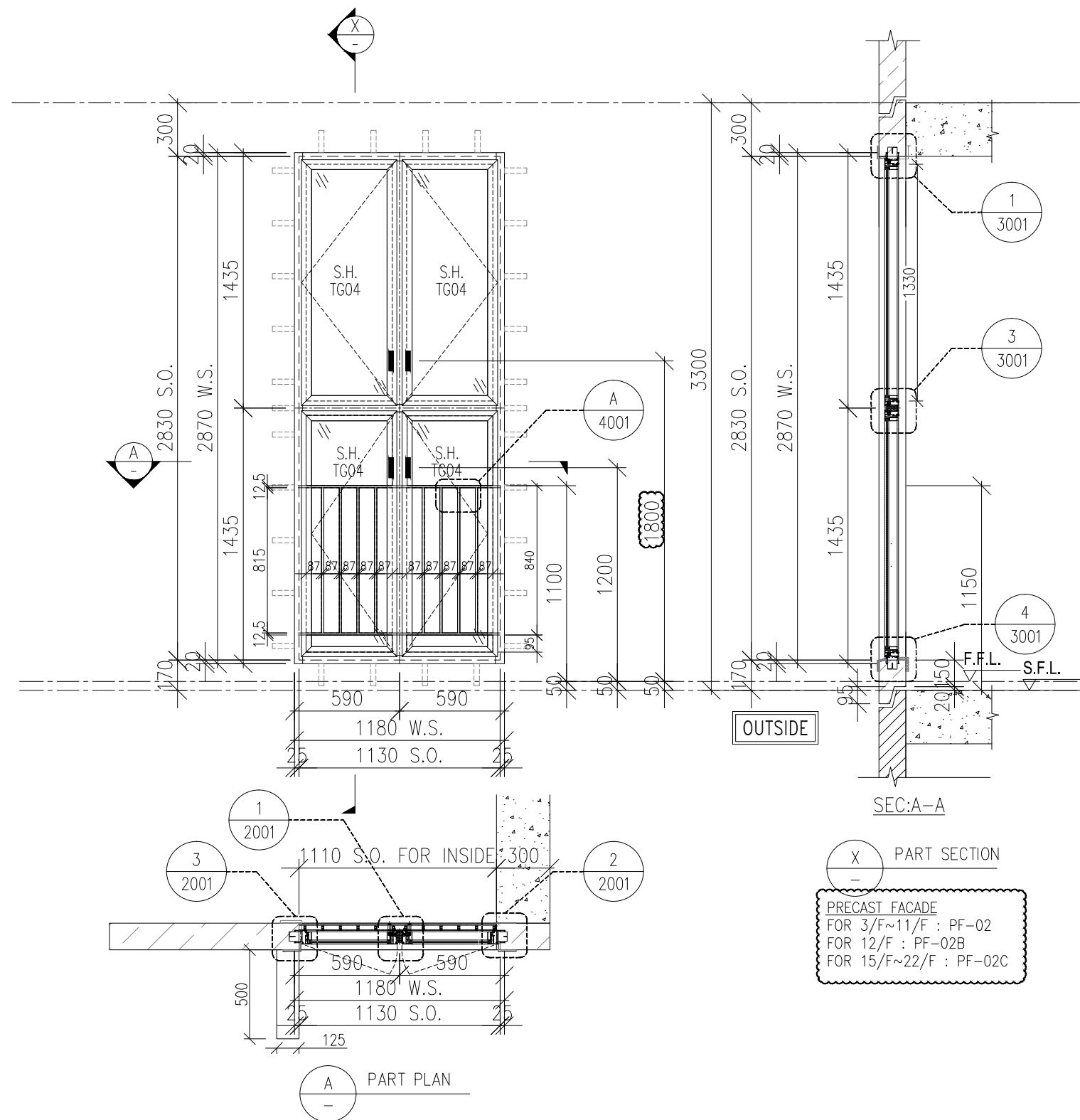
PROTECTED AREA CAL.

$$969 \times 12.5 \times 2 (\text{NOS.}) = 24225$$

$$815 \times 12.5 \times 8 (\text{NOS.}) = 81500$$

$$2576571 - 24225 - 81500 = 2470846 \text{mm}$$

$$= 2.471 \text{m}^2$$



B.D. REF :

WONG TUNG & PARTNERS LTD.	
APPROVED	
APPROVED AS NOTED	
APPROVED AS NOTED & RESUBMIT	
RESUBMIT	
NO COMMENT	
REFER OTHER CONSULTANT'S COMMENTS	
Reviewed for compliance with the design intent. Comments made shall apply to all similar conditions & details, not just the ones cited. The approval shall not be construed as relieving the contractor for compliance with the contract documents & requirements.	
Reviewed By	Date

CLIENT :

**Pacific Century**  
Premium Developments  
盈科大衍地產發展

ARCHITECT :

**WONG TUNG & PARTNERS LIMITED**  
ARCHITECTS & PLANNERS

MAIN CONTRACTOR :

**顯利工程有限公司**  
HIEN LEE ENGINEERING CO., LTD.

STRUCTURAL ENGINEER :

**SYW & ASSOCIATES LTD.**  
REGISTERED ENGINEER (STRUCTURAL) & AUTHORIZED PERSON

FACADE CONSULTANT :

NOTE :

1. ALL DIMENSIONS ARE IN mm.
2. ALL ELEVATIONS ARE VIEWED FROM OUTSIDE.
3. ALL DIMENSIONS TO BE VERIFIED ON SITE BEFORE FABRICATION.

LEGEND :

- x1 — DETAIL MARK NO.
- x001 — REFER SHEET NO.

1. F.F.L. — FINISHED FLOOR LEVEL
  2. S.F.L. — STRUCTURAL FLOOR LEVEL
  3. (R) — REVERSED DETAIL
  4. F. — FIXED WINDOW
  4. SH. — TOP HUNG WINDOW
  5. — LOUVER
  6. GLASS LEGEND
- TG01A1 — SOUTH-EAST FACADE: LOW-E IGU-YKED160J (#2)  
8mmHS CLEAR GLASS+12A+10mmT CLEAR GLASS
- TG01A2 — SOUTH-EAST FACADE: LOW-E IGU-YKED160J (#2)  
8mmHS CLEAR GLASS+12A+8mmT CLEAR GLASS
- TG03 — 10mmT LIGHT GREY TINTED GLASS
- TG04 — 8mmHS LIGHT GREY TINTED GLASS
- TG05 — 8mmHS LIGHT GREY TINTED FROSTED GLASS

- GLAZING AREA
- OPENABLE AREA

NO.	DATE	REVISION	BY
B	16/09/2024	REVISION SUBJECT TO ARCH.COMMENT	MN
A	26/08/2024	REVISION SUBJECT TO ARCH.COMMENT	MN

JOB NO. : J-861

PROJECT :  
PROPOSED RESIDENTIAL  
DEVELOPMENT AT NOS. 3-6  
GLENEALY, CENTRAL, HONG KONG

TITLE :  
WINDOW SCHEDULE FOR  
PRECAST WINDOW

DATE : 26-06-24 SCALE : 1:30 @A3

DRAWN BY : IVAN CHECKED BY :

**美特鋁質有限公司**  
MIDI ALUMINIUM FABRICATOR LTD.  
Units 6-8, Sunray Industrial Centre, 1/F  
610 Cha Kwo Ling Road, Kowloon  
Tel:23489211-4 Fax:(852)2727666

DWG NO. : J861-SD-PW-1003 REV. : B

WINDOW MARK 9 nos.

LOCATION (STAIRCASE ST-1 3/F,6/F,8/F,10/F,12/F,16/F,18/F,20/F,22/F)

GLAZING TG04

WINDOW FRAME 70mm ALUM. WINDOW SECTION , 4 BAR HINGE

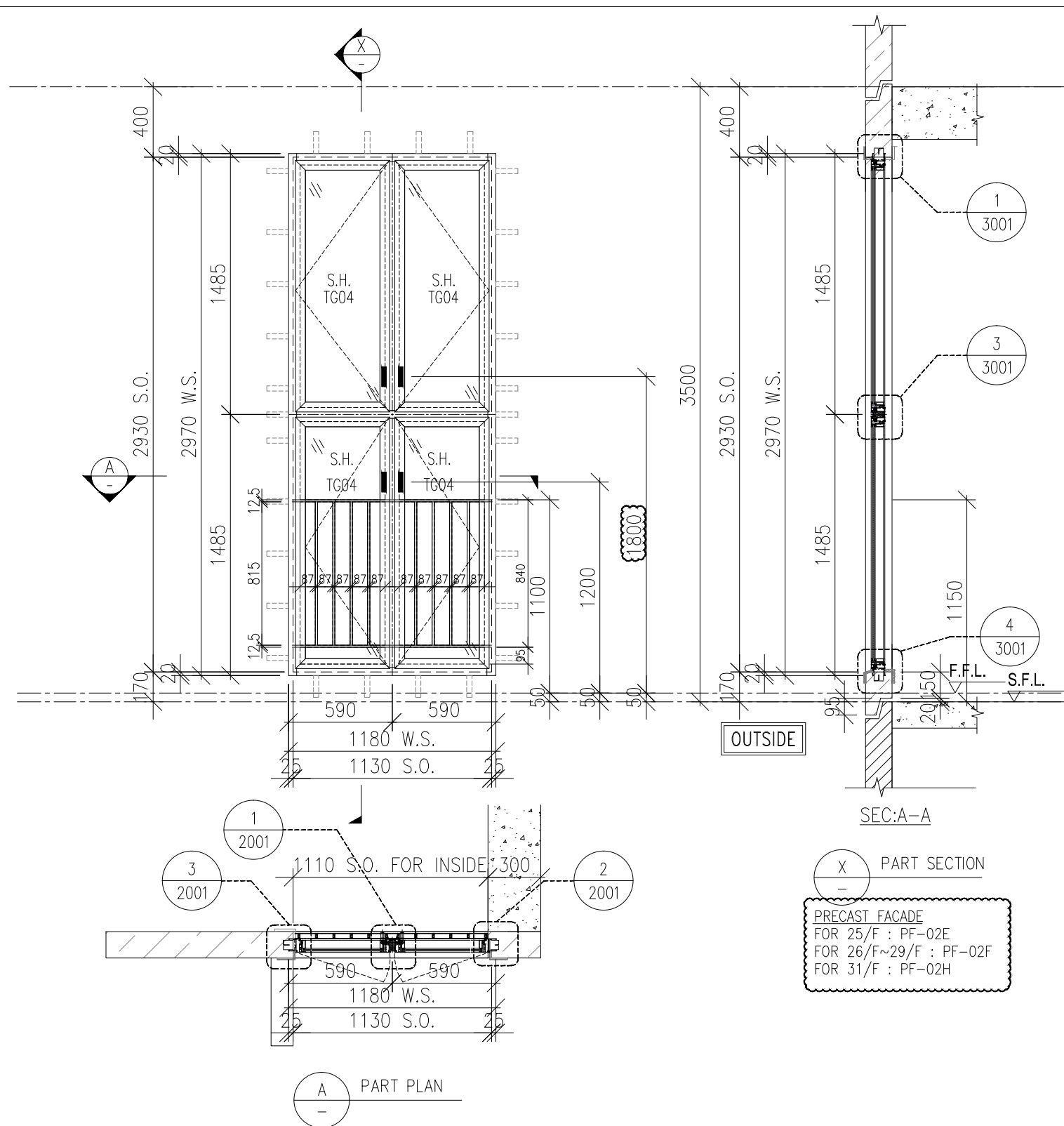
REQUIRE		PROVIDED	
OPENABLE AREA	GLAZING AREA	OPENABLE AREA	GLAZING AREA
2.468	—	2.540	2.112

OPENABLE AREA CAL.

WS(H)2970-65-81-65=2759  
 WS(W)1170-65-81-65=959  
 2759x959=2645881

PROTECTED AREA CAL. 959x12.5x2(NOS.)=23975  
 815x12.5x8(NOS.)=81500

2645881-23975-81500=2540406mm  
 =2.540m<sup>2</sup>



B.D. REF :

WONG TUNG & PARTNERS LTD.	
APPROVED	
APPROVED AS NOTED	
APPROVED AS NOTED & RESUBMIT	
RESUBMIT	
NO COMMENT	
REFER OTHER CONSULTANT'S COMMENTS	
Reviewed for compliance with the design intent. Comments made shall apply to all similar conditions & details, not just the ones cited. The approval shall not be construed as relieving the contractor for compliance with the contract documents & requirements.	
Reviewed By	Date

CLIENT :

**Pacific Century**  
 Premium Developments  
 盈科大衍地產發展

ARCHITECT :

**WONG TUNG & PARTNERS LIMITED**  
 ARCHITECTS & PLANNERS

MAIN CONTRACTOR :

**顯利工程有限公司**  
 HIEN LEE ENGINEERING CO., LTD.

STRUCTURAL ENGINEER :

**SYW & ASSOCIATES LTD.**  
 REGISTERED ENGINEERS & ARCHITECTS

FACADE CONSULTANT:

NOTE :

1. ALL DIMENSIONS ARE IN mm.
2. ALL ELEVATIONS ARE VIEWED FROM OUTSIDE.
3. ALL DIMENSIONS TO BE VERIFIED ON SITE BEFORE FABRICATION.

LEGEND :

- x1 — DETAIL MARK NO.
- x001 — REFER SHEET NO.

1. F.F.L. — FINISHED FLOOR LEVEL
  2. S.F.L. — STRUCTURAL FLOOR LEVEL
  3. (R) — REVERSED DETAIL
  4. F. — FIXED WINDOW
  4. SH. — TOP HUNG WINDOW
  5. (L) — LOUVER
  6. GLASS LEGEND
- TG01A1 — SOUTH-EAST FACADE: LOW-E IGU-YKED160J (#2)  
 8mmHS CLEAR GLASS+12A+10mmT CLEAR GLASS  
 TG01A2 — SOUTH-EAST FACADE: LOW-E IGU-YKED160J (#2)  
 8mmHS CLEAR GLASS+12A+8mmT CLEAR GLASS  
 TG03 — 10mmT LIGHT GREY TINTED GLASS  
 TG04 — 8mmHS LIGHT GREY TINTED GLASS  
 TG05 — 8mmHS LIGHT GREY TINTED FROSTED GLASS

- (Dotted pattern) GLAZING AREA
- (Hatched pattern) OPENABLE AREA

NO.	DATE	REVISED	BY
B	16/09/2024	REVISION SUBJECT TO ARCH.COMMENT	MN
A	26/08/2024	REVISION SUBJECT TO ARCH.COMMENT	MN

JOB NO. : J-861

PROJECT :  
 PROPOSED RESIDENTIAL  
 DEVELOPMENT AT NOS. 3-6  
 GLENEALY, CENTRAL, HONG KONG

TITLE :  
 WINDOW SCHEDULE FOR  
 PRECAST WINDOW

DATE : 26-06-24 SCALE : 1:30 @A3

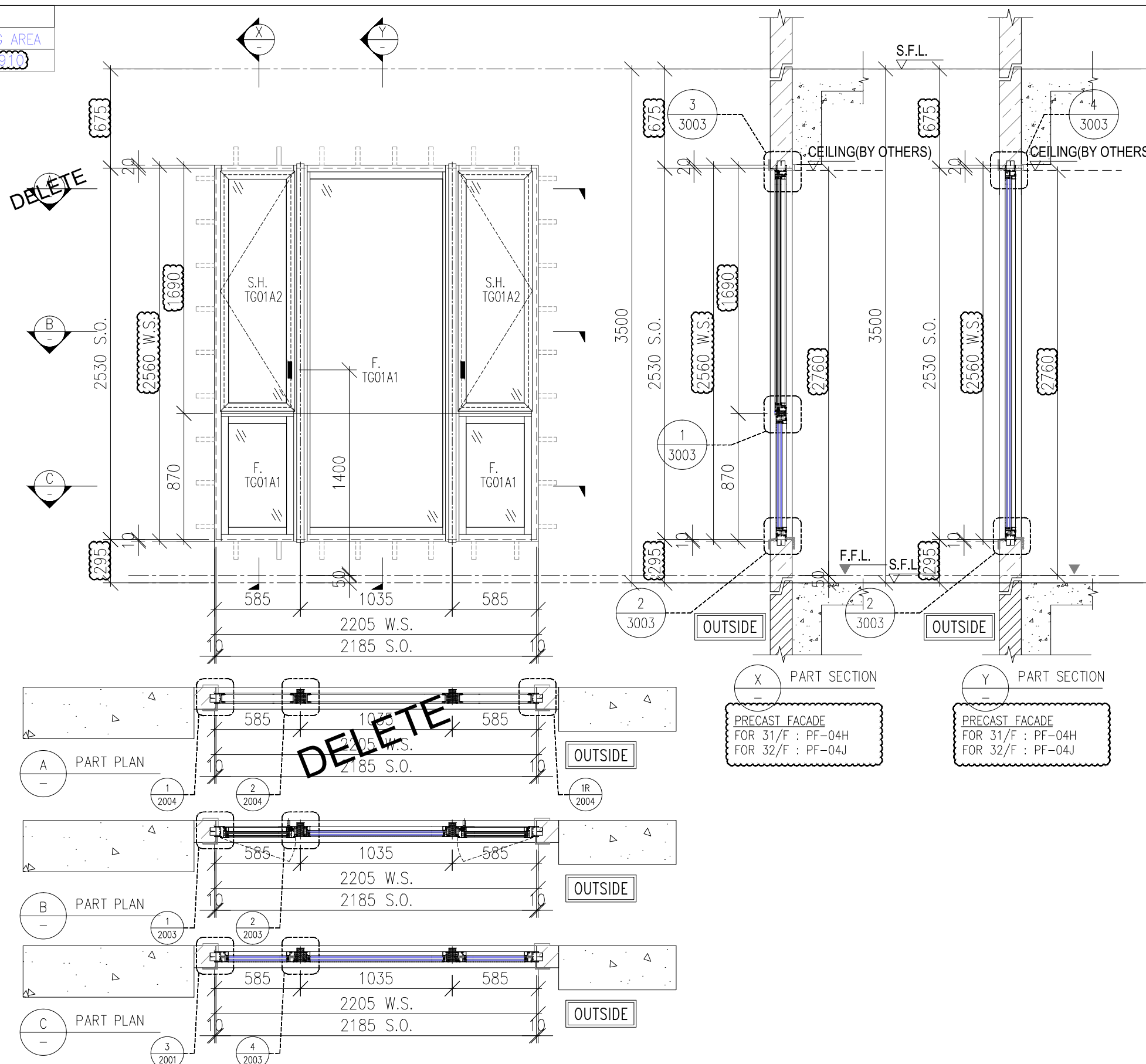
DRAWN BY : IVAN CHECKED BY :

**美特鋁質有限公司**  
 MIDI ALUMINIUM FABRICATOR LTD.  
 Units 6-8, Sunray Industrial Centre, 1/F  
 610 Cha Kwo Ling Road, Kowloon  
 Tel:23489211-4 Fax:(852)2727666

DWG NO. : J861-SD-PW-1004 REV. : B

WINDOW MARK	4 nos.
LOCATION	(STAIRCASE ST-1 25/F,27/F,29/F,31/F)
GLAZING	TG04
WINDOW FRAME	70mm ALUM. WINDOW SECTION , 4 BAR HINGE

REQUIRE		PROVIDED	
OPENABLE AREA	GLAZING AREA	OPENABLE AREA	GLAZING AREA
-	-	1.155	3.910



B.D. REF :

WONG TUNG & PARTNERS LTD.	
APPROVED	
APPROVED AS NOTED	
APPROVED AS NOTED & RESUBMIT	
RESUBMIT	
NO COMMENT	
REFER OTHER CONSULTANT'S COMMENTS	

Reviewed for compliance with the design intent. Comments made shall apply to all similar conditions & details, not just the ones cited. The approval shall not be construed as relieving the contractor for compliance with the contract documents & requirements.

Reviewed By \_\_\_\_\_ Date \_\_\_\_\_

CLIENT :  
 Pacific Century Premium Developments  
 盈科大衍地產發展

ARCHITECT :  
 WONG TUNG & PARTNERS LIMITED  
 ARCHITECTS & PLANNERS

MAIN CONTRACTOR :  
 顯利工程有限公司  
 HIEN LEE ENGINEERING CO., LTD.

STRUCTURAL ENGINEER :  
 SYW & ASSOCIATES LTD.  
 邵賢偉建築工程師

FAÇADE CONSULTANT:

- NOTE :
1. ALL DIMENSIONS ARE IN mm.
  2. ALL ELEVATIONS ARE VIEWED FROM OUTSIDE.
  3. ALL DIMENSIONS TO BE VERIFIED ON SITE BEFORE FABRICATION.
- LEGEND :
- (X1) --- DETAIL MARK NO.
  - (X001) --- REFER SHEET NO.
1. F.F.L. --- FINISHED FLOOR LEVEL
  2. S.F.L. --- STRUCTURAL FLOOR LEVEL
  3. (R) --- REVERSED DETAIL
  4. F. --- FIXED WINDOW
  5. SH. --- TOP HUNG WINDOW
  6. --- LOUVER
- GLASS LEGEND
- TG01A1 --- SOUTH-EAST FAÇADE: LOW-E IGU-YKED160J (#2) 8mmHS CLEAR GLASS+12A+10mmT CLEAR GLASS
  - TG01A2 --- SOUTH-EAST FAÇADE: LOW-E IGU-YKED160J (#2) 8mmHS CLEAR GLASS+12A+8mmT CLEAR GLASS
  - TG03 --- 10mmT LIGHT GREY TINTED GLASS
  - TG04 --- 8mmHS LIGHT GREY TINTED GLASS
  - TG05 --- 8mmHS LIGHT GREY TINTED FROSTED GLASS

	GLAZING AREA
	OPENABLE AREA

B	16/09/2024	REVISION SUBJECT TO ARCH.COMMENT	WN
A	26/08/2024	REVISION SUBJECT TO ARCH.COMMENT	WN
NO.	DATE	REVISED	BY

JOB NO. : J-861

PROJECT :  
 PROPOSED RESIDENTIAL DEVELOPMENT AT NOS. 3-6 GLENEALY, CENTRAL, HONG KONG

TITLE :  
 WINDOW SCHEDULE FOR PRECAST WINDOW

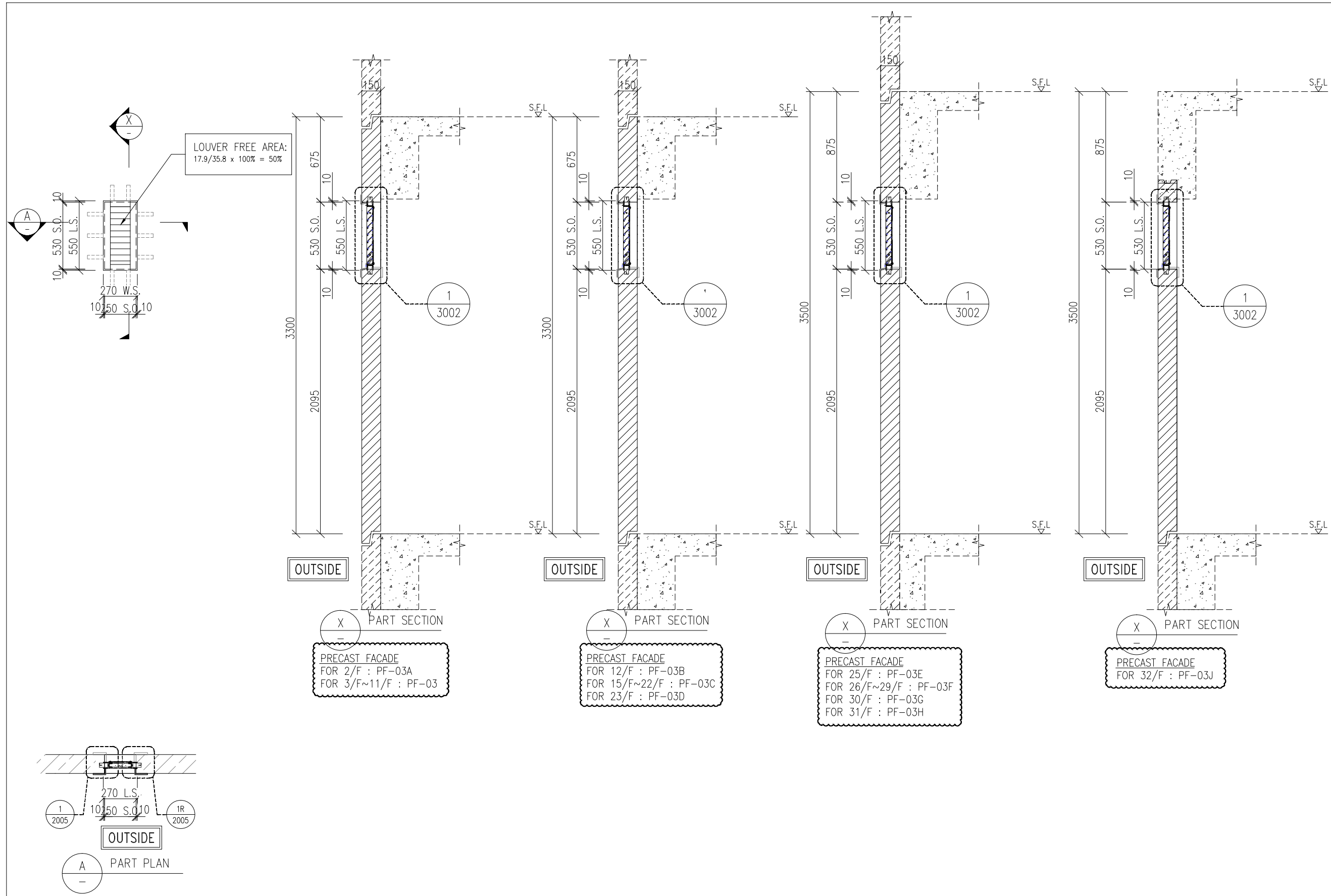
DATE : 26-06-24 SCALE : 1:30 @A3

DRAWN BY : IVAN CHECKED BY :

美特鋁質有限公司  
 MIDI ALUMINIUM FABRICATOR LTD.  
 Units 6-8, Sunray Industrial Centre, 1/F  
 610 Cha Kwo Ling Road, Kowloon  
 Tel:23489211-4 Fax:(852)2727666

DWG NO. : J861-SD-PW-1005 REV. : B

WINDOW MARK	2 nos.
LOCATION	(FLAT A MASTER ENSUITE 31/F , 32/F)
GLAZING	EG01
WINDOW FRAME	70mm ALUM. WINDOW SECTION , 4 BAR HINGE



WINDOW MARK	27 nos.
LOCATION	(RSMRR AT 2/F-32/F)
GLAZING	
WINDOW FRAME	50mm ALUM. LOUVER SECTION

B.D. REF :

WONG TUNG & PARTNERS LTD.	
APPROVED	
APPROVED AS NOTED	
APPROVED AS NOTED & RESUBMIT	
RESUBMIT	
NO COMMENT	
REFER OTHER CONSULTANT'S COMMENTS	
Reviewed for compliance with the design intent. Comments made shall apply to all similar conditions & details, not just the ones cited. The approval shall not be construed as relieving the contractor for compliance with the contract documents & requirements.	
Reviewed By	Date

CLIENT :

Pacific Century Premium Developments  
盈科大衍地產發展

ARCHITECT :

WONG TUNG & PARTNERS LIMITED  
ARCHITECTS & PLANNERS

MAIN CONTRACTOR :

顯利工程有限公司  
HIEN LEE ENGINEERING CO., LTD.

STRUCTURAL ENGINEER :

SYW & ASSOCIATES LTD.  
REGISTERED ENGINEERS & AUTHORIZED PERSONS  
郭賢偉建築工程師

FAÇADE CONSULTANT:

NOTE :

1. ALL DIMENSIONS ARE IN mm.
2. ALL ELEVATIONS ARE VIEWED FROM OUTSIDE.
3. ALL DIMENSIONS TO BE VERIFIED ON SITE BEFORE FABRICATION.

LEGEND :

x1 -- DETAIL MARK NO.  
 x001 -- REFER SHEET NO.

1. F.F.L. -- FINISHED FLOOR LEVEL
2. S.F.L. -- STRUCTURAL FLOOR LEVEL
3. -- REVERSED DETAIL
4. F. -- FIXED WINDOW
4. SH. -- TOP HUNG WINDOW
5. -- LOUVER
6. GLASS LEGEND

TG01A1--SOUTH-EAST FAÇADE: LOW-E IGU-YKED160J (#2)  
8mmHS CLEAR GLASS+12A+10mmT CLEAR GLASS

TG01A2--SOUTH-EAST FAÇADE: LOW-E IGU-YKED160J (#2)  
8mmHS CLEAR GLASS+12A+8mmT CLEAR GLASS

TG03--10mmT LIGHT GREY TINTED GLASS

TG04--8mmHS LIGHT GREY TINTED GLASS

TG05--8mmHS LIGHT GREY TINTED FROSTED GLASS

GLAZING AREA  
 OPENABLE AREA

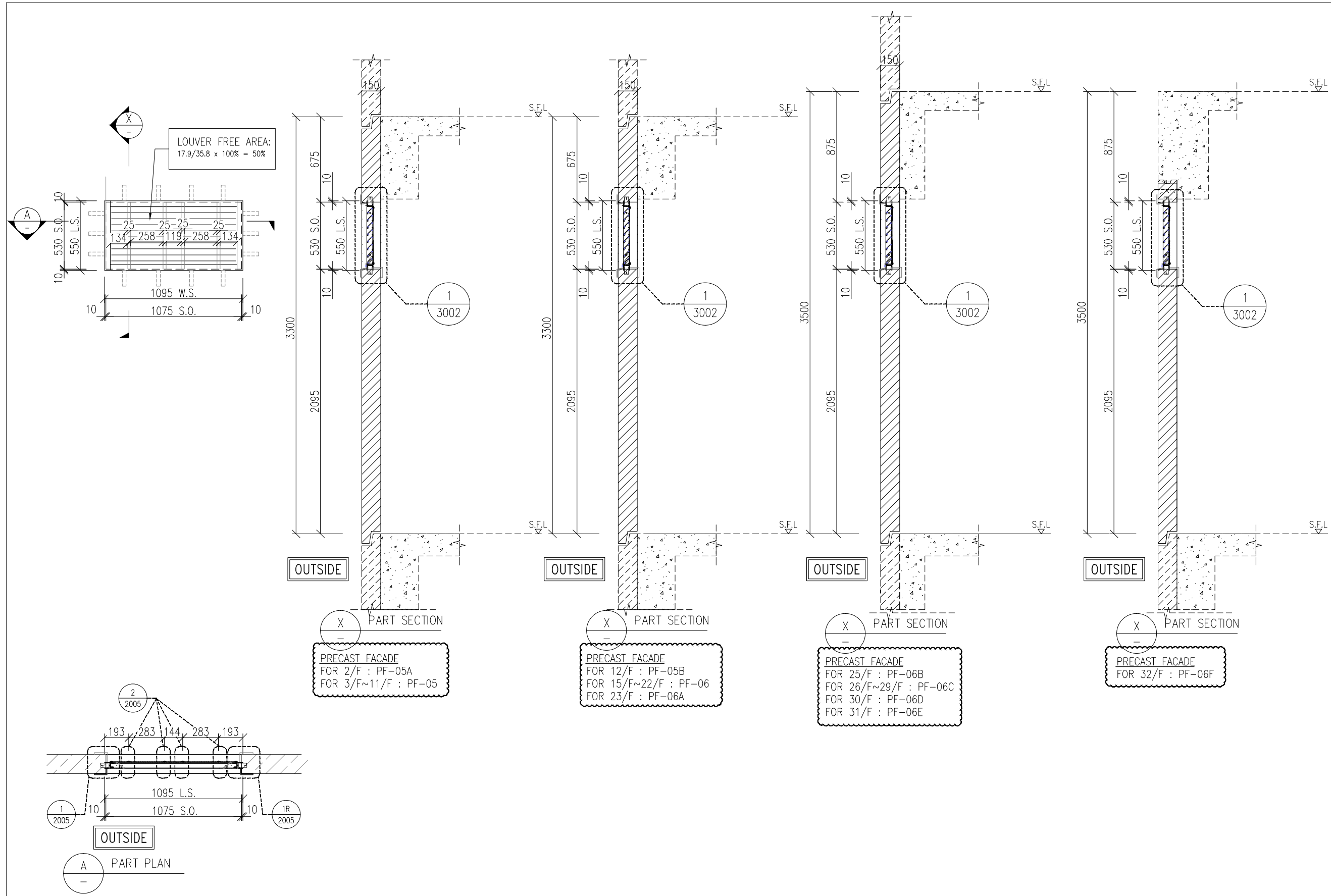
B	16/09/2024	REVISION SUBJECT TO ARCH.COMMENT	MN
A	26/08/2024	REVISION SUBJECT TO ARCH.COMMENT	MN
NO.	DATE	REVISED	BY

JOB NO. : J-861

PROJECT : PROPOSED RESIDENTIAL DEVELOPMENT AT NOS. 3-6 GLENEALY, CENTRAL, HONG KONG

TITLE : WINDOW SCHEDULE FOR PRECAST WINDOW

DATE : 26-06-24	SCALE : 1:30 @A3
DRAWN BY : IVAN	CHECKED BY :
美特鋁質有限公司 MIDI ALUMINIUM FABRICATOR LTD. Units 6-8, Sunray Industrial Centre, 1/F 610 Cha Kwo Ling Road, Kowloon Tel:23489211-4 Fax:(852)2727666	
DWG NO. : J861-SD-PW-1006	REV. : B



B.D. REF :

WONG TUNG & PARTNERS LTD.	
APPROVED	
APPROVED AS NOTED	
APPROVED AS NOTED & RESUBMIT	
RESUBMIT	
NO COMMENT	
REFER OTHER CONSULTANT'S COMMENTS	
Reviewed for compliance with the design intent. Comments made shall apply to all similar conditions & details, not just the ones cited. The approval shall not be construed as relieving the contractor for compliance with the contract documents & requirements.	
Reviewed By	Date

CLIENT :

**Pacific Century Premium Developments**  
盈科大衍地產發展

ARCHITECT :

**WONG TUNG & PARTNERS LIMITED**  
ARCHITECTS & PLANNERS

MAIN CONTRACTOR :

**顯利工程有限公司**  
HIEN LEE ENGINEERING CO., LTD.

STRUCTURAL ENGINEER :

**SYW & ASSOCIATES LTD.**  
REGISTERED ENGINEERS & AUTHORIZED PERSONS  
郭賢偉建築工程師

FACADE CONSULTANT:

- NOTE :
- ALL DIMENSIONS ARE IN mm.
  - ALL ELEVATIONS ARE VIEWED FROM OUTSIDE.
  - ALL DIMENSIONS TO BE VERIFIED ON SITE BEFORE FABRICATION.
- LEGEND :
- x1 - DETAIL MARK NO.
  - x001 - REFER SHEET NO.
  - F.F.L. -- FINISHED FLOOR LEVEL
  - S.F.L. -- STRUCTURAL FLOOR LEVEL
  - (R) -- REVERSED DETAIL
  - F. -- FIXED WINDOW
  - SH. -- TOP HUNG WINDOW
  - -- LOUVER
  - GLASS LEGEND
  - TG01A1 -- SOUTH-EAST FACADE: LOW-E IGU-YKED160J (#2) 8mmHS CLEAR GLASS+12A+10mmT CLEAR GLASS
  - TG01A2 -- SOUTH-EAST FACADE: LOW-E IGU-YKED160J (#2) 8mmHS CLEAR GLASS+12A+8mmT CLEAR GLASS
  - TG03 -- 10mmT LIGHT GREY TINTED GLASS
  - TG04 -- 8mmHS LIGHT GREY TINTED GLASS
  - TG05 -- 8mmHS LIGHT GREY TINTED FROSTED GLASS
- GLAZING AREA
- OPENABLE AREA

A	16/09/2024	REVISION SUBJECT TO ARCH.COMMENT	MN
NO.	DATE	REVISED	BY

JOB NO. : J-861

PROJECT : PROPOSED RESIDENTIAL DEVELOPMENT AT NOS. 3-6 GLENEALY, CENTRAL, HONG KONG

TITLE : WINDOW SCHEDULE FOR PRECAST WINDOW

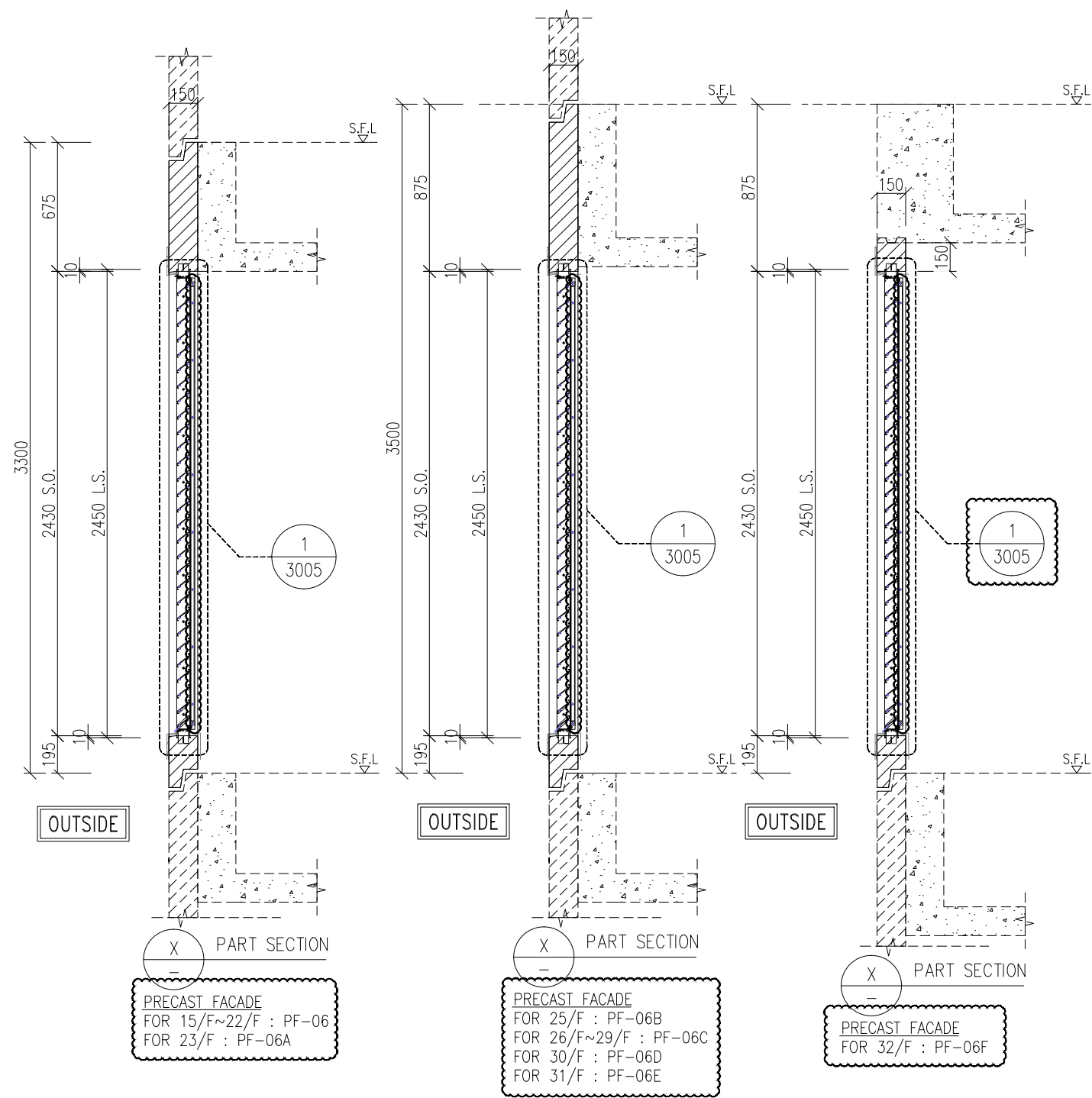
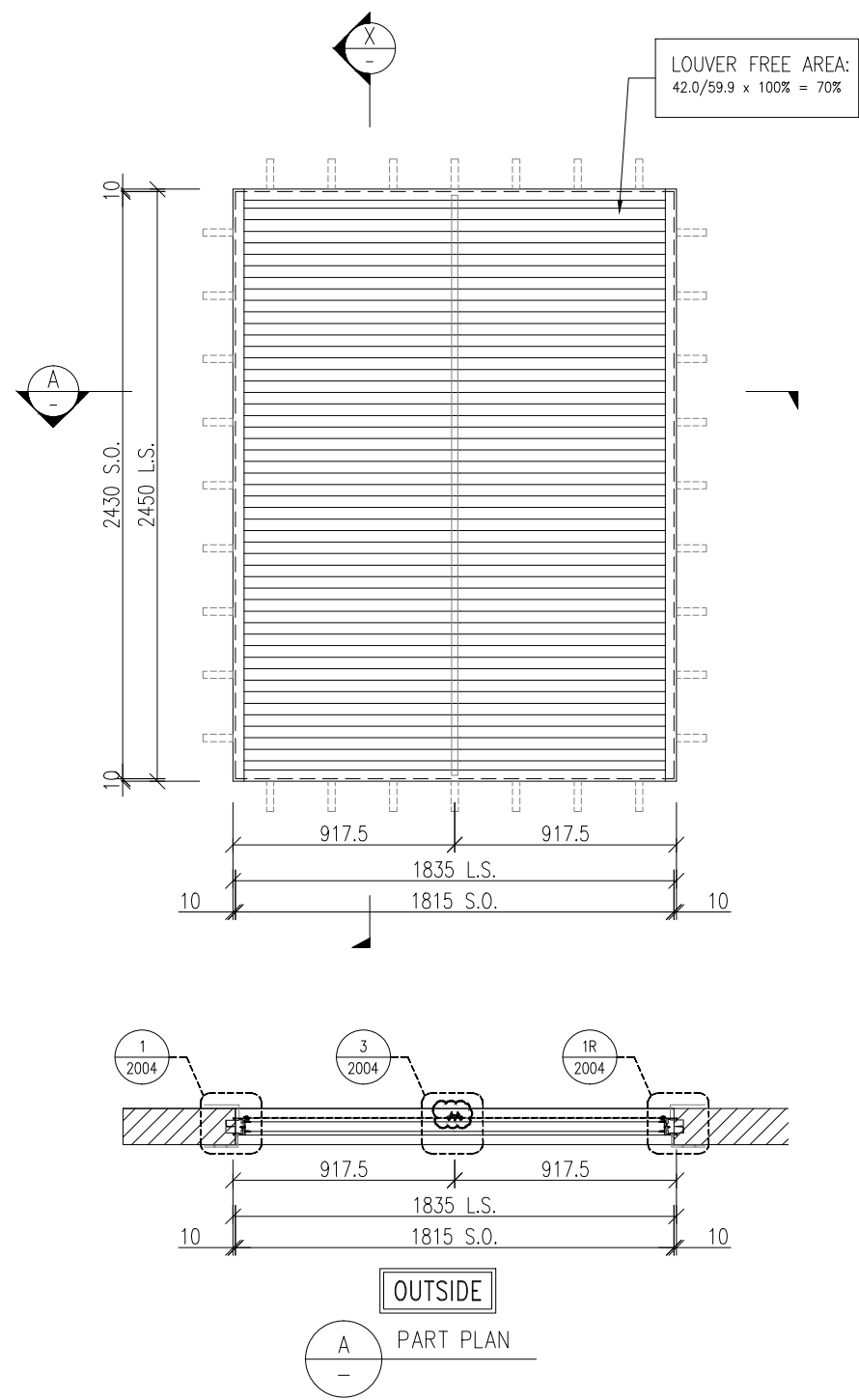
DATE : 26-06-24 SCALE : 1:30 @A3

DRAWN BY : IVAN CHECKED BY :

**美特鋁質有限公司**  
MIDI ALUMINIUM FABRICATOR LTD.  
Units 6-8, Sunray Industrial Centre, 1/F  
610 Cha Kwo Ling Road, Kowloon  
Tel:23489211-4 Fax:(852)2727666

DWG NO. : J861-SD-PW-1006A REV. : A

WINDOW MARK	27 nos.
LOCATION	(RSMRR AT 2/F-32/F)
GLAZING	
WINDOW FRAME	50mm ALUM. LOUVER SECTION



B.D. REF :

WONG TUNG & PARTNERS LTD.	
APPROVED	
APPROVED AS NOTED	
APPROVED AS NOTED & RESUBMIT	
RESUBMIT	
NO COMMENT	
REFER OTHER CONSULTANT'S COMMENTS	
Reviewed for compliance with the design intent. Comments made shall apply to all similar conditions & details, not just the ones cited. The approval shall not be construed as relieving the contractor for compliance with the contract documents & requirements.	
Reviewed By	Date

CLIENT :  
Pacific Century Premium Developments  
盈科大衍地產發展

ARCHITECT :  
WONG TUNG & PARTNERS LIMITED  
ARCHITECTS & PLANNERS

MAIN CONTRACTOR :  
顯利工程有限公司  
HIEN LEE ENGINEERING CO., LTD.

STRUCTURAL ENGINEER :  
SYW & ASSOCIATES LTD.  
REGISTERED ENGINEERS & ARCHITECTS

FACADE CONSULTANT:

- NOTE :
- ALL DIMENSIONS ARE IN mm.
  - ALL ELEVATIONS ARE VIEWED FROM OUTSIDE.
  - ALL DIMENSIONS TO BE VERIFIED ON SITE BEFORE FABRICATION.
- LEGEND :
- x1 - DETAIL MARK NO.
  - x001 - REFER SHEET NO.
  - F.F.L. -- FINISHED FLOOR LEVEL
  - S.F.L. -- STRUCTURAL FLOOR LEVEL
  - (R) -- REVERSED DETAIL
  - F. -- FIXED WINDOW
  - SH. -- TOP HUNG WINDOW
  - LOUVER
  - GLASS LEGEND
  - TG01A1--SOUTH-EAST FACADE: LOW-E IGU-YKED160J (#2) 8mmHS CLEAR GLASS+12A+10mmT CLEAR GLASS
  - TG01A2--SOUTH-EAST FACADE: LOW-E IGU-YKED160J (#2) 8mmHS CLEAR GLASS+12A+8mmT CLEAR GLASS
  - TG03--10mmT LIGHT GREY TINTED GLASS
  - TG04--8mmHS LIGHT GREY TINTED GLASS
  - TG05--8mmHS LIGHT GREY TINTED FROSTED GLASS

B	16/09/2024	REVISION SUBJECT TO ARCH.COMMENT	MN
A	26/08/2024	REVISION SUBJECT TO ARCH.COMMENT	MN
NO.	DATE	REVISED	BY

JOB NO. : J-861

PROJECT :  
PROPOSED RESIDENTIAL DEVELOPMENT AT NOS. 3-6 GLENEALY, CENTRAL, HONG KONG

TITLE :  
WINDOW SCHEDULE FOR PRECAST WINDOW

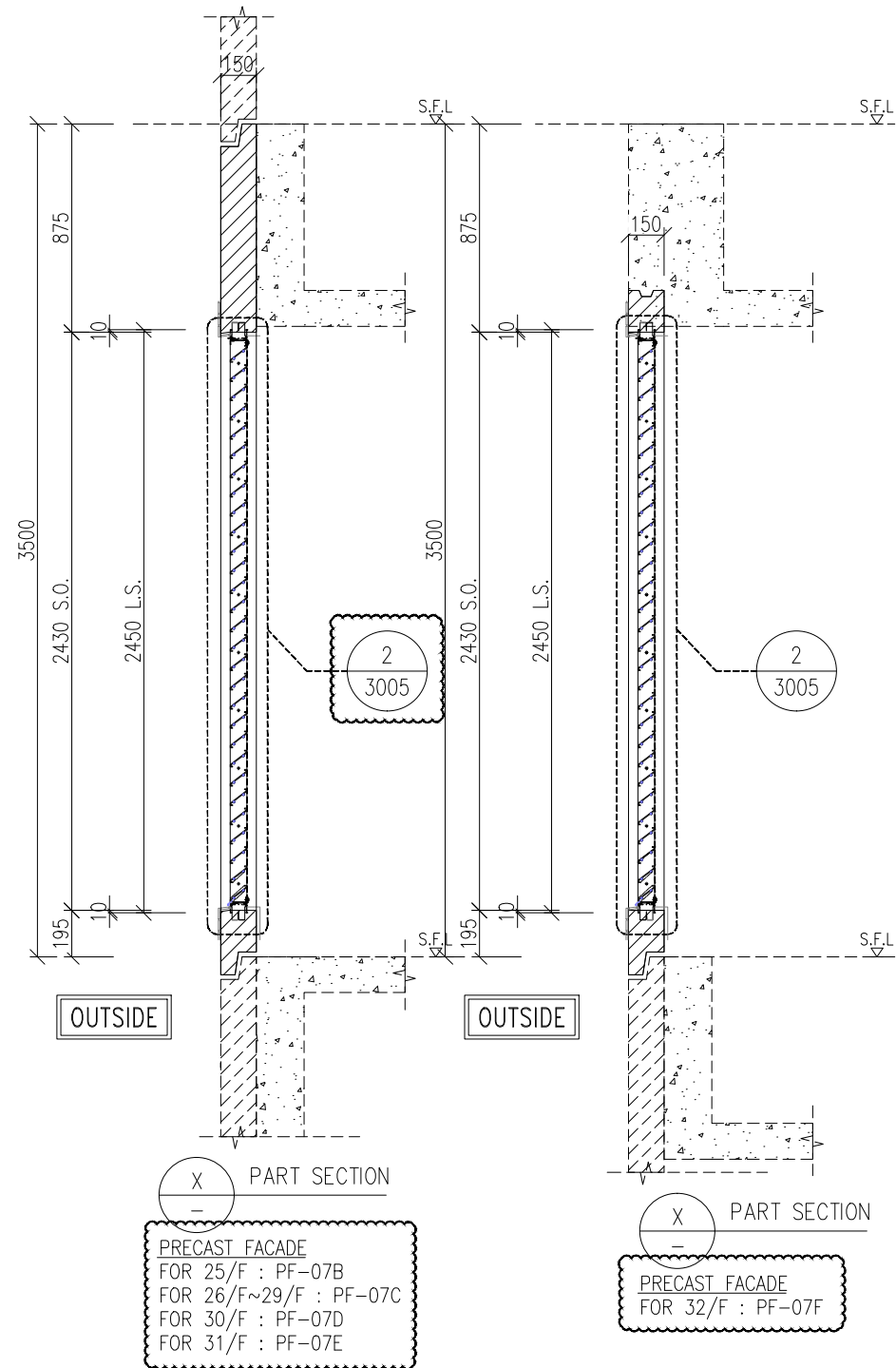
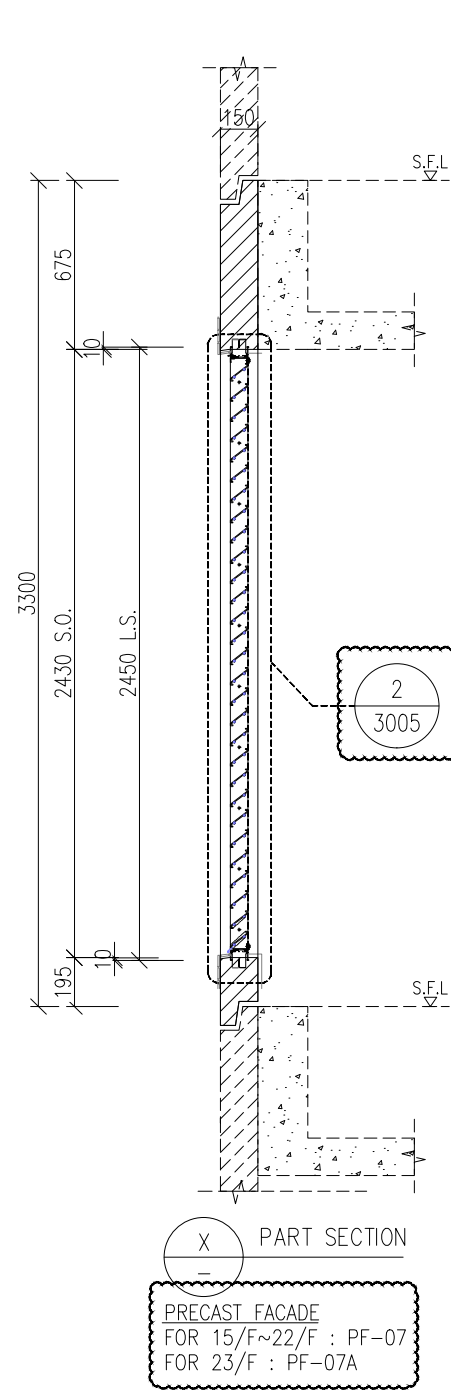
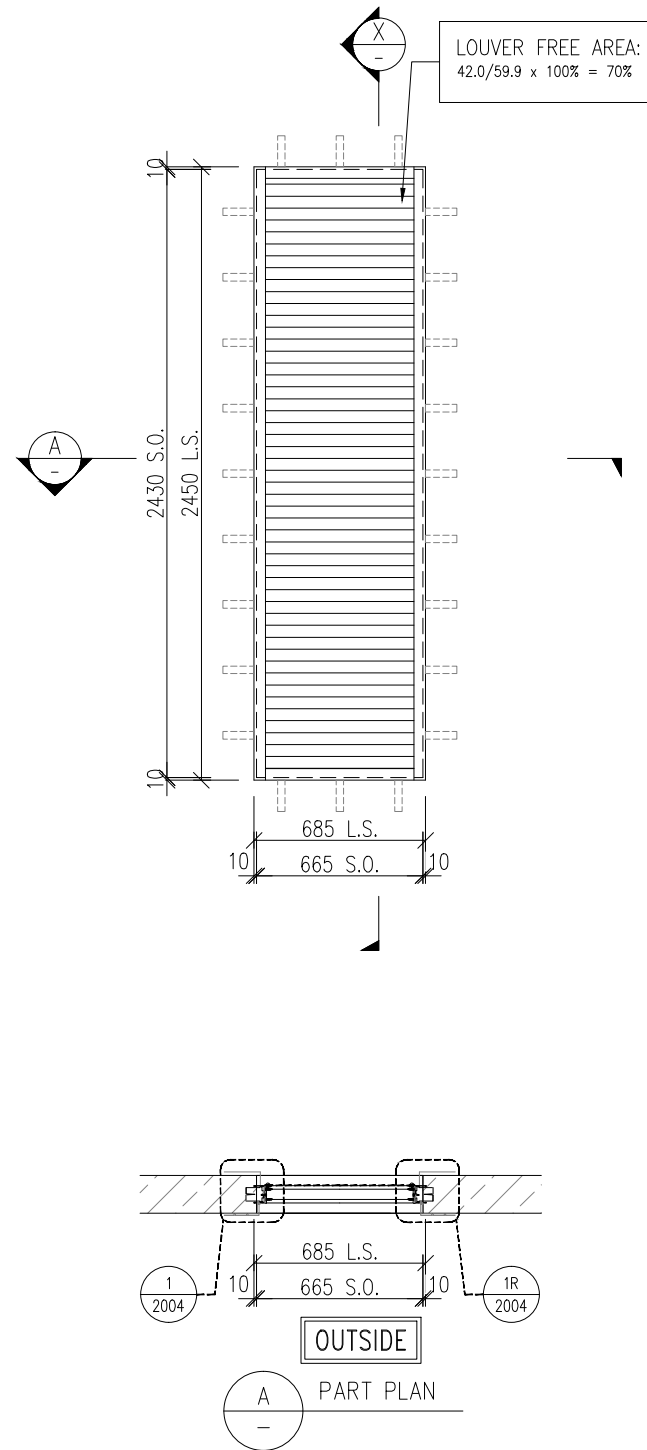
DATE : 26-06-24 SCALE : 1:30 @A3

DRAWN BY : IVAN CHECKED BY :

美特鋁質有限公司  
MIDI ALUMINIUM FABRICATOR LTD.  
Units 6-8, Sunray Industrial Centre, 1/F  
610 Cha Kwo Ling Road, Kowloon  
Tel:23489211-4 Fax:(852)27727666

DWG NO. : J861-SD-PW-1007 REV. : B

WINDOW MARK	T W-09 17 nos.
LOCATION	(A/C PLANT ROOM AT 15/F-32/F)
GLAZING	
WINDOW FRAME	70mm ALUM. LOUVER SECTION



B.D. REF :

WONG TUNG & PARTNERS LTD.	
APPROVED	
APPROVED AS NOTED	
APPROVED AS NOTED & RESUBMIT	
RESUBMIT	
NO COMMENT	
REFER OTHER CONSULTANT'S COMMENTS	
Reviewed for compliance with the design intent. Comments made shall apply to all similar conditions & details, not just the ones cited. The approval shall not be construed as relieving the contractor for compliance with the contract documents & requirements.	
Reviewed By	Date

CLIENT :  
 Pacific Century Premium Developments  
 盈科大衍地產發展

ARCHITECT :  
 WONG TUNG & PARTNERS LIMITED  
 ARCHITECTS & PLANNERS

MAIN CONTRACTOR :  
 顯利工程有限公司  
 HIEN LEE ENGINEERING CO., LTD.

STRUCTURAL ENGINEER :  
 SYW & ASSOCIATES LTD.  
 REGISTERED ENGINEER & AUTHORIZED PERSON

FACADE CONSULTANT:

- NOTE :
- ALL DIMENSIONS ARE IN mm.
  - ALL ELEVATIONS ARE VIEWED FROM OUTSIDE.
  - ALL DIMENSIONS TO BE VERIFIED ON SITE BEFORE FABRICATION.
- LEGEND :
- x1 - DETAIL MARK NO.
  - x001 - REFER SHEET NO.
  - F.F.L. -- FINISHED FLOOR LEVEL
  - S.F.L. -- STRUCTURAL FLOOR LEVEL
  - (R) -- REVERSED DETAIL
  - F. -- FIXED WINDOW
  - SH. -- TOP HUNG WINDOW
  - LOUVER
  - GLASS LEGEND
- TG01A1--SOUTH-EAST FACADE: LOW-E IGU-YKED160J (#2)  
 8mmHS CLEAR GLASS+12A+10mmI CLEAR GLASS
- TG01A2--SOUTH-EAST FACADE: LOW-E IGU-YKED160J (#2)  
 8mmHS CLEAR GLASS+12A+8mmI CLEAR GLASS
- TG03--10mmI LIGHT GREY TINTED GLASS
- TG04--8mmHS LIGHT GREY TINTED GLASS
- TG05--8mmHS LIGHT GREY TINTED FROSTED GLASS

GLAZING AREA	
OPENABLE AREA	

B	16/09/2024	REVISION SUBJECT TO ARCH.COMMENT	MN
A	26/08/2024	REVISION SUBJECT TO ARCH.COMMENT	MN
NO.	DATE	REVISED	BY

JOB NO. : J-861

PROJECT :  
 PROPOSED RESIDENTIAL DEVELOPMENT AT NOS. 3-6 GLENEALY, CENTRAL, HONG KONG

TITLE :  
 WINDOW SCHEDULE FOR PRECAST WINDOW

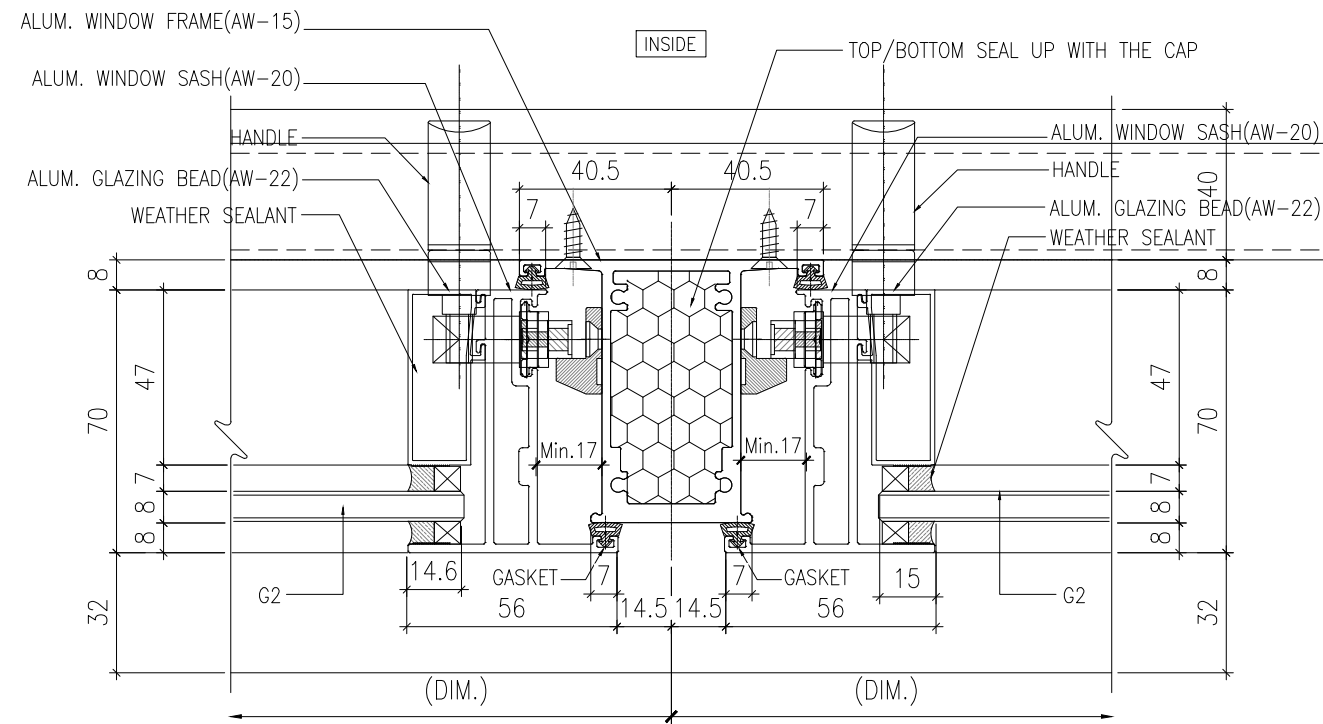
DATE : 26-06-24 SCALE : 1:30 @A3

DRAWN BY : IVAN CHECKED BY :

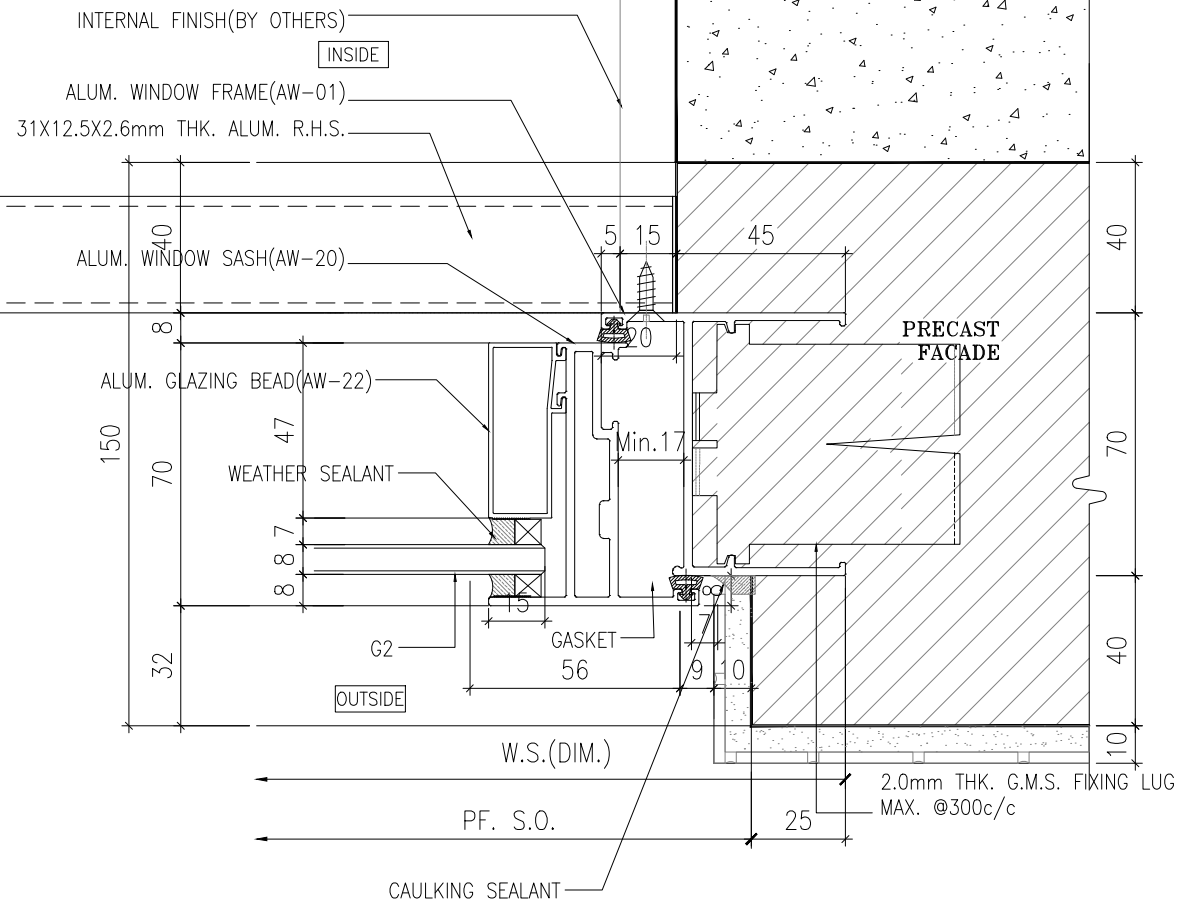
美特鋁質有限公司  
 ALUMINIUM FABRICATOR LTD.  
 Units 6-8, Sunray Industrial Centre, 1/F  
 610 Cha Kwo Ling Road, Kowloon  
 Tel:23489211-4 Fax:(852)2727666

DWG NO. : J861-SD-PW-1008 REV. : B

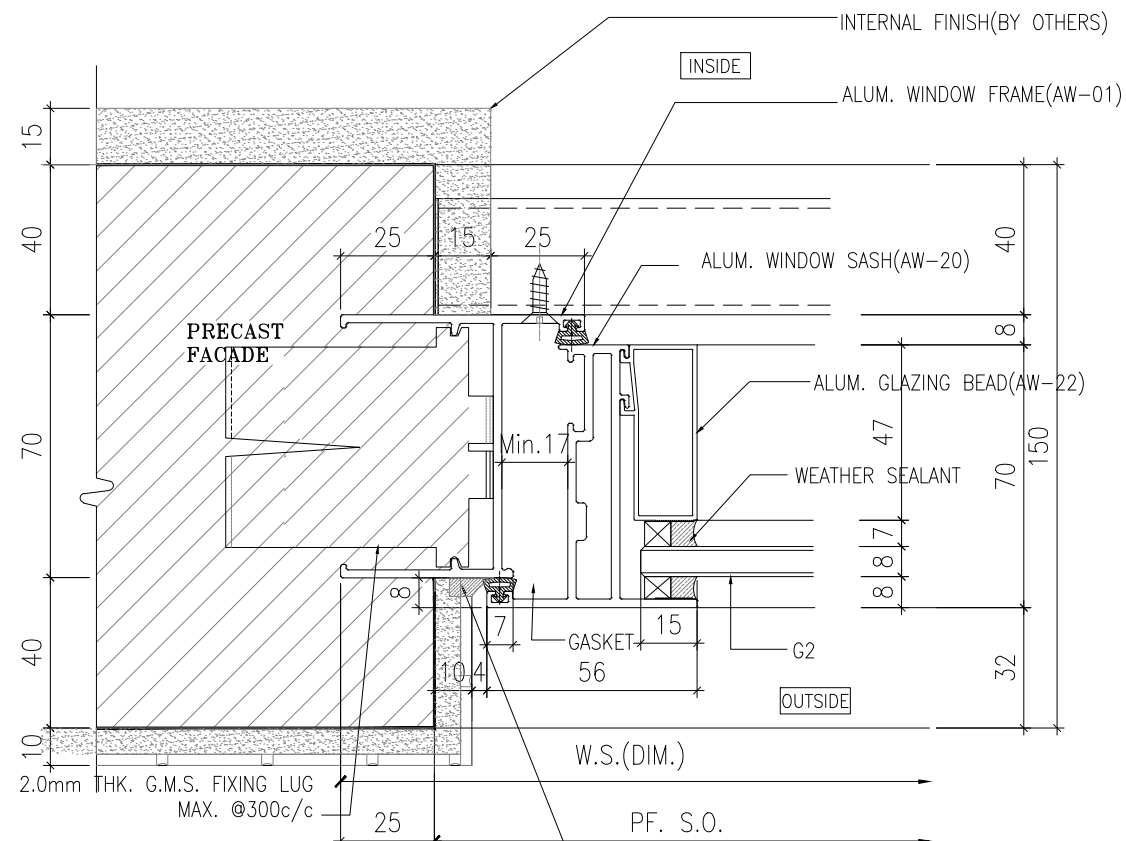
WINDOW MARK	17 nos.
LOCATION	(A/C PLANT ROOM AT 15/F-32/F)
GLAZING	
WINDOW FRAME	70mm ALUM. LOUVER SECTION



1 HORIZONTAL DETAIL  
70 SECTION



2 HORIZONTAL DETAIL  
70 SECTION



3 HORIZONTAL DETAIL  
70 SECTION

B.D. REF :

WONG TUNG & PARTNERS LTD.	
APPROVED	
APPROVED AS NOTED	
APPROVED AS NOTED & RESUBMIT	
RESUBMIT	
NO COMMENT	
REFER OTHER CONSULTANT'S COMMENTS	
Reviewed for compliance with the design intent. Comments made shall apply to all similar conditions & details, not just the ones cited. The approval shall not be construed as relieving the contractor for compliance with the contract documents & requirements.	
Reviewed By	Date

CLIENT :  
**Pacific Century Premium Developments**  
盈科大衍地產發展

ARCHITECT :  
**WONG TUNG & PARTNERS LIMITED**  
ARCHITECTS & PLANNERS

MAIN CONTRACTOR :  
**顯利工程有限公司**  
HIEN LEE ENGINEERING CO., LTD.

STRUCTURAL ENGINEER :  
**SYW & ASSOCIATES LTD.**  
REGISTERED ENGINEERS & AUTHORIZED PERSONS

FACADE CONSULTANT :

- NOTE :
1. ALL DIMENSIONS ARE IN mm.
  2. ALL ELEVATIONS ARE VIEWED FROM OUTSIDE.
  3. ALL DIMENSIONS TO BE VERIFIED ON SITE BEFORE FABRICATION.

- LEGEND :
- x1 - DETAIL MARK NO.
  - x001 - REFER SHEET NO.
  - 1. F.F.L. -- FINISHED FLOOR LEVEL
  - 2. S.F.L. -- STRUCTURAL FLOOR LEVEL
  - 3. (R) -- REVERSED DETAIL
  - 4. GLASS LEGEND  
T605 -- 8mmHS LIGHT BLUE TINTED GLASS  
EG01 -- 8mmHS CLEAR GLASS +12A  
+10mmHT CLEAR GLASS (IGU)  
BHS -- 8mmHS CLEAR GLASS

A	01/08/2024	GENERAL REVISION	Ivan
No.	DATE	REVISED	BY

JOB NO. : J-861  
PROJECT : PROPOSED RESIDENTIAL DEVELOPMENT AT NOS. 3-6 GLENEALY, CENTRAL, HONG KONG

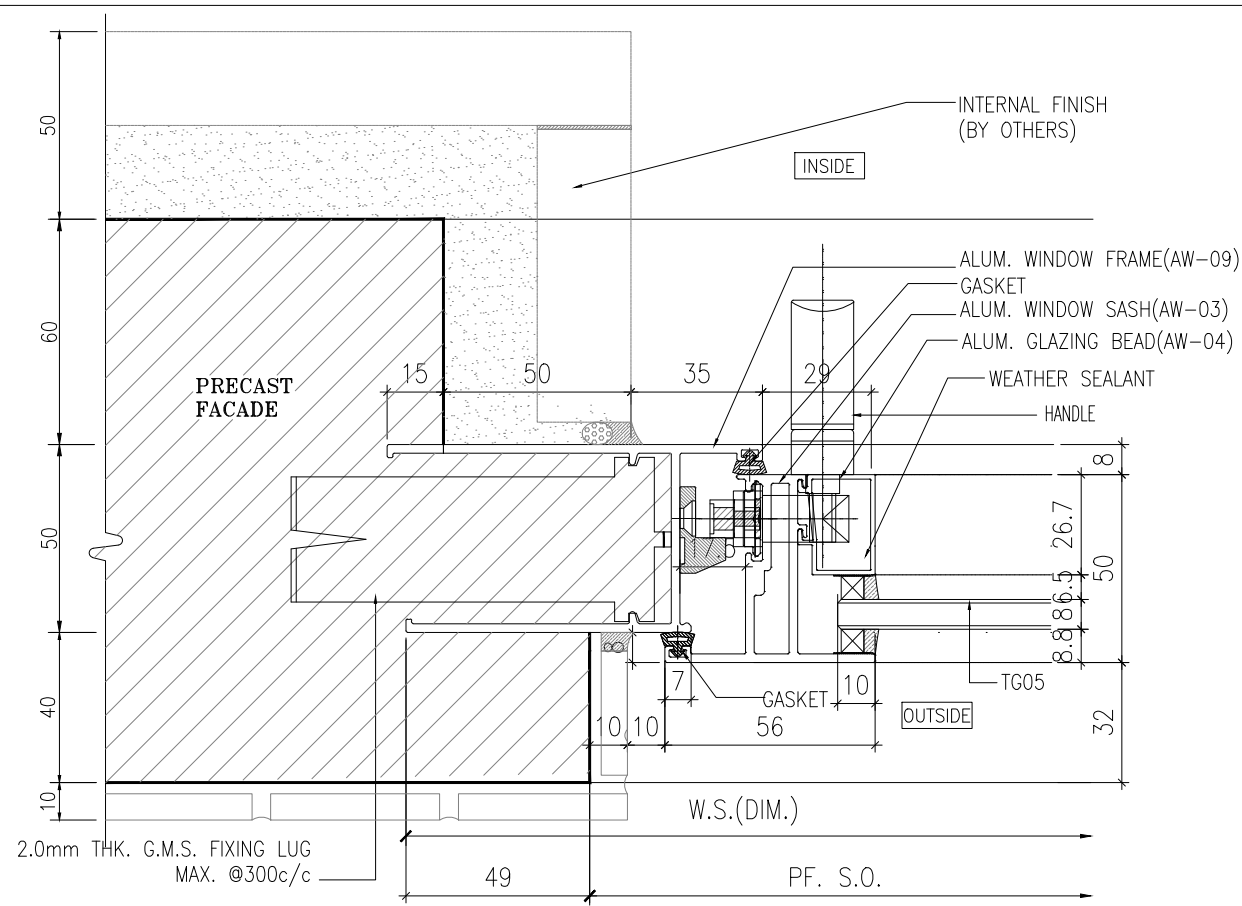
TITLE : TYPICAL DETAILS FOR PRECAST WINDOW

DATE : 26-06-24 SCALE : 1:2 @A3

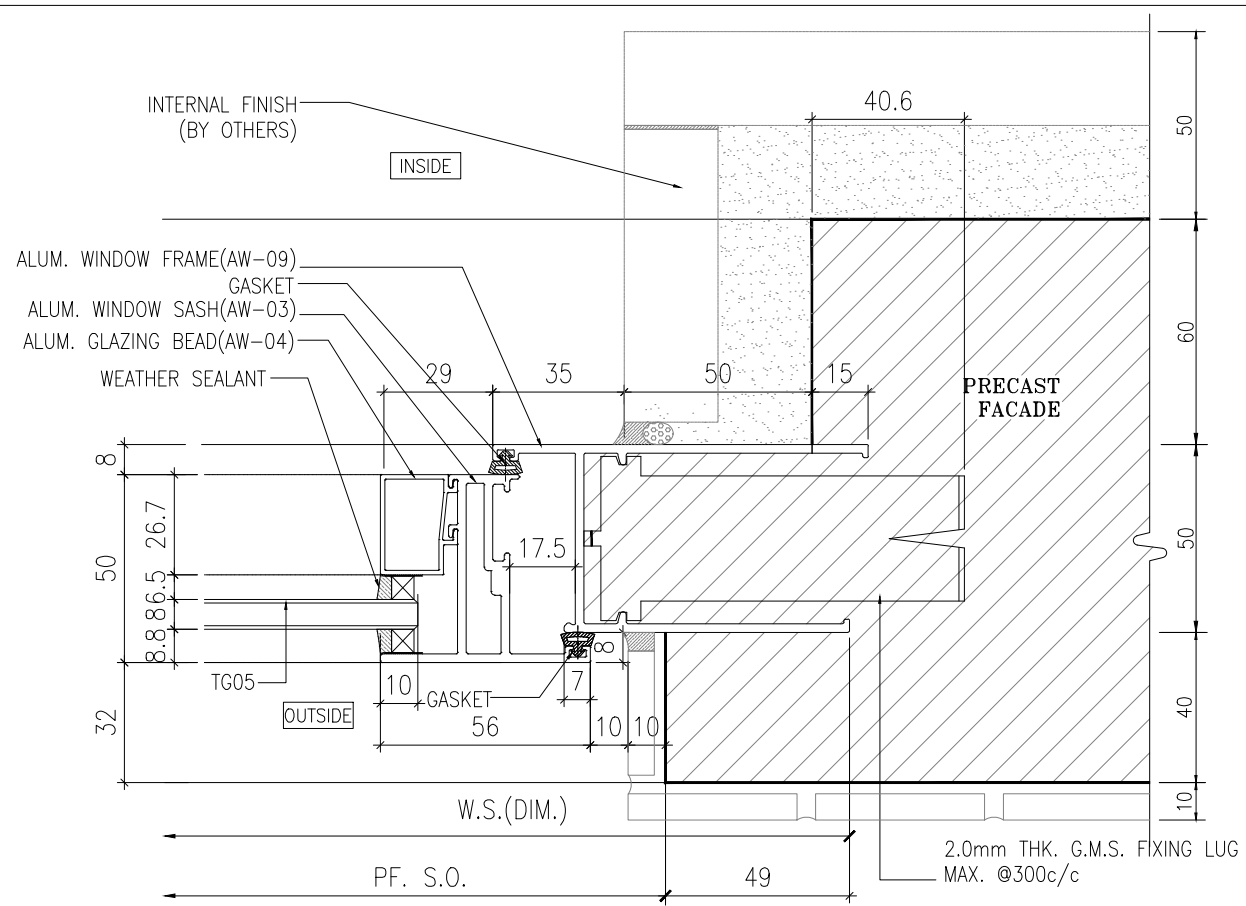
DRAWN BY : IVAN CHECKED BY :

**美特鋁質有限公司**  
MIDI ALUMINIUM FABRICATOR LTD.  
Units 6-8, Sunray Industrial Centre, 1/F  
610 Cha Kwo Ling Road, Kowloon  
Tel:23489211-4 Fax:(852)2727666

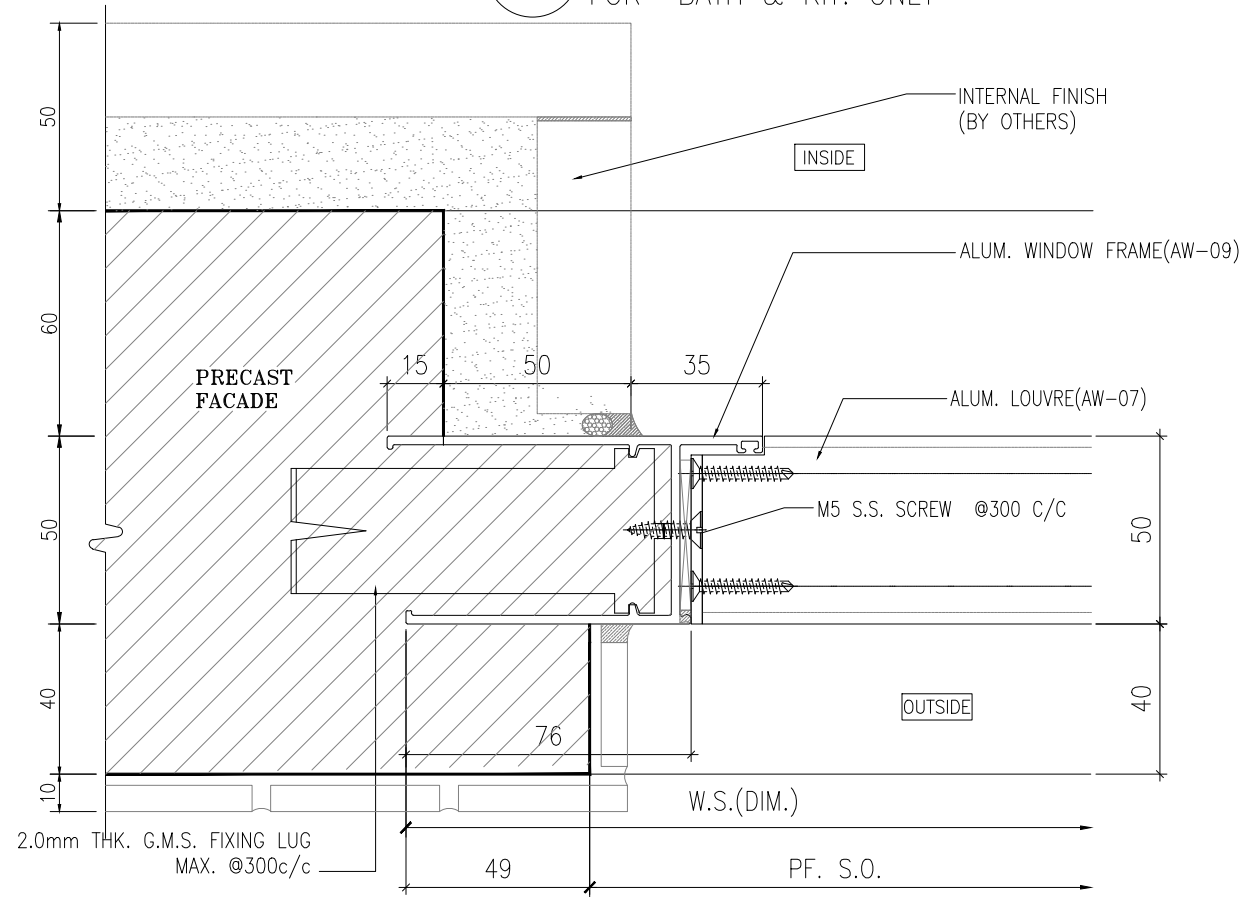
DWG NO. : J861-SD-PW-2001 REV. : A



1 HORIZONTAL DETAIL FOR BATH & KIT. ONLY



2 HORIZONTAL DETAIL FOR BATH & KIT. ONLY



3 HORIZONTAL DETAIL FOR BATH & KIT. ONLY

B.D. REF :

WONG TUNG & PARTNERS LTD.	
APPROVED	
APPROVED AS NOTED	
APPROVED AS NOTED & RESUBMIT	
RESUBMIT	
NO COMMENT	
REFER OTHER CONSULTANT'S COMMENTS	
Reviewed for compliance with the design intent. Comments made shall apply to all similar conditions & details, not just the ones cited.	
The approval shall not be construed as relieving the contractor for compliance with the contract documents & requirements.	
Reviewed By	Date

CLIENT : Pacific Century Premium Developments 盈科大衍地產發展

ARCHITECT : WONG TUNG & PARTNERS LIMITED ARCHITECTS & PLANNERS

MAIN CONTRACTOR : 顯利工程有限公司 HIEN LEE ENGINEERING CO., LTD.

STRUCTURAL ENGINEER : SYW & ASSOCIATES LTD. 蘇賢偉建築工程師

FACADE CONSULTANT:

- NOTE :
1. ALL DIMENSIONS ARE IN mm.
  2. ALL ELEVATIONS ARE VIEWED FROM OUTSIDE.
  3. ALL DIMENSIONS TO BE VERIFIED ON SITE BEFORE FABRICATION.

- LEGEND :
- x1 - DETAIL MARK NO.
  - x001 - REFER SHEET NO.
  - 1. F.F.L. -- FINISHED FLOOR LEVEL
  - 2. S.F.L. -- STRUCTURAL FLOOR LEVEL
  - 3. (R) -- REVERSED DETAIL
  - 4. GLASS LEGEND
    - TG05 -- 8mmHS LIGHT BLUE TINTED GLASS
    - EG01 -- 8mmHS CLEAR GLASS +12A
    - +10mmHT CLEAR GLASS (IGU)
    - BHS -- 8mmHS CLEAR GLASS

A	01/08/2024	GENERAL REVISION	Ivan
No.	DATE	REVISED	BY

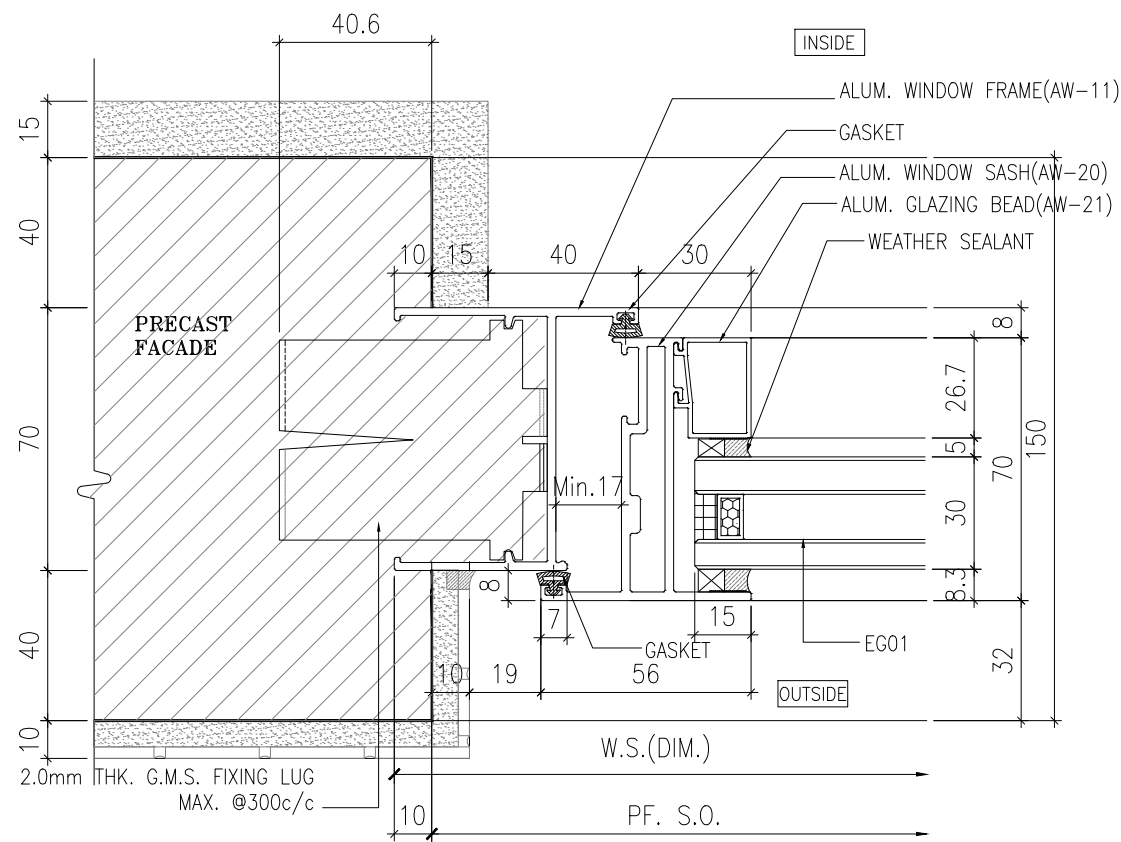
JOB NO. : J-861  
 PROJECT : PROPOSED RESIDENTIAL DEVELOPMENT AT NOS. 3-6 GLENEALY, CENTRAL, HONG KONG

TITLE : TYPICAL DETAILS FOR PRECAST WINDOW

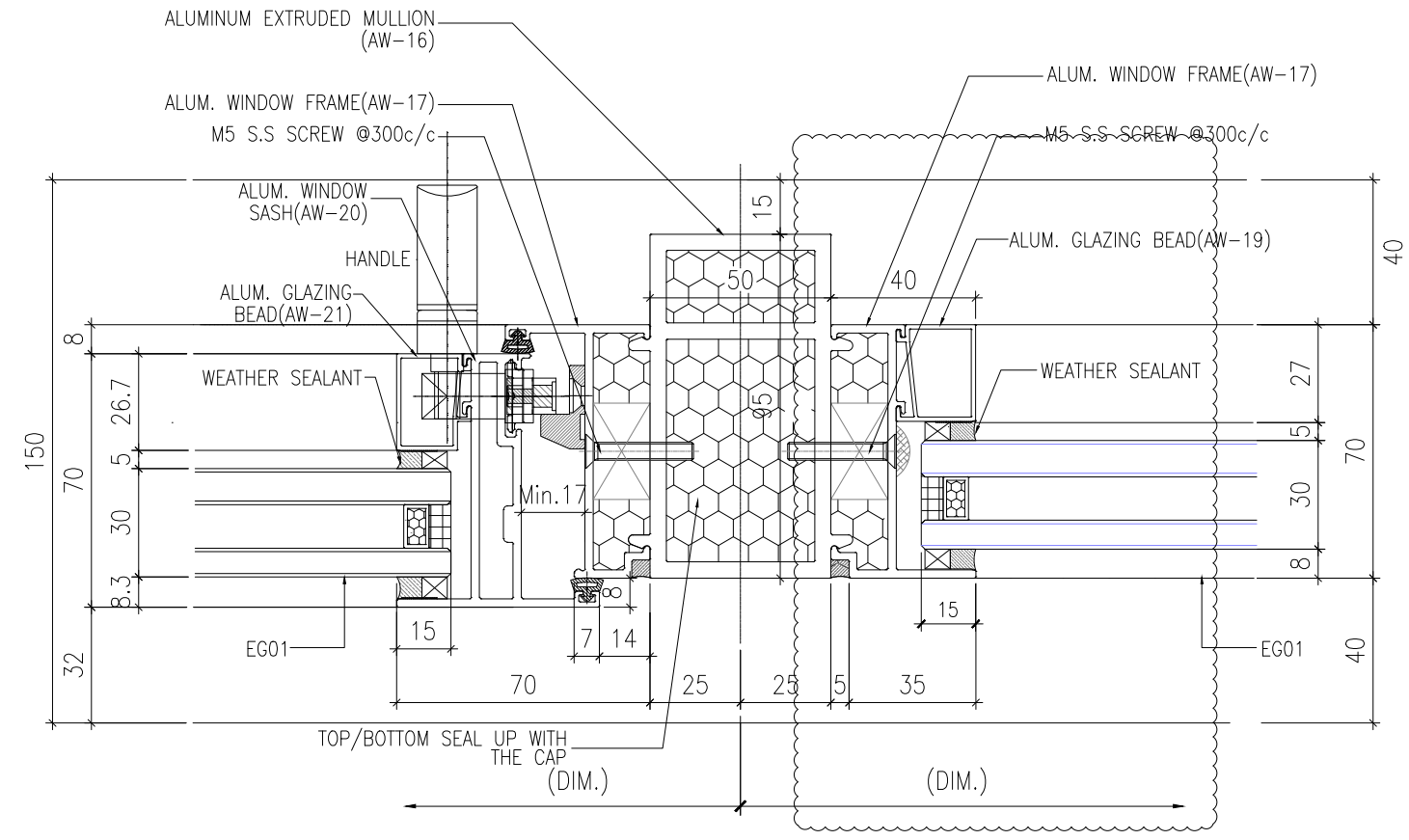
DATE : 26-06-24 SCALE : 1:2 @A3  
 DRAWN BY : IVAN CHECKED BY :

美特鋁質有限公司  
 MIDI ALUMINIUM FABRICATOR LTD.  
 Units 6-8, Sunray Industrial Centre, 1/F  
 610 Cha Kwo Ling Road, Kowloon  
 Tel:23489211-4 Fax:(852)2727666

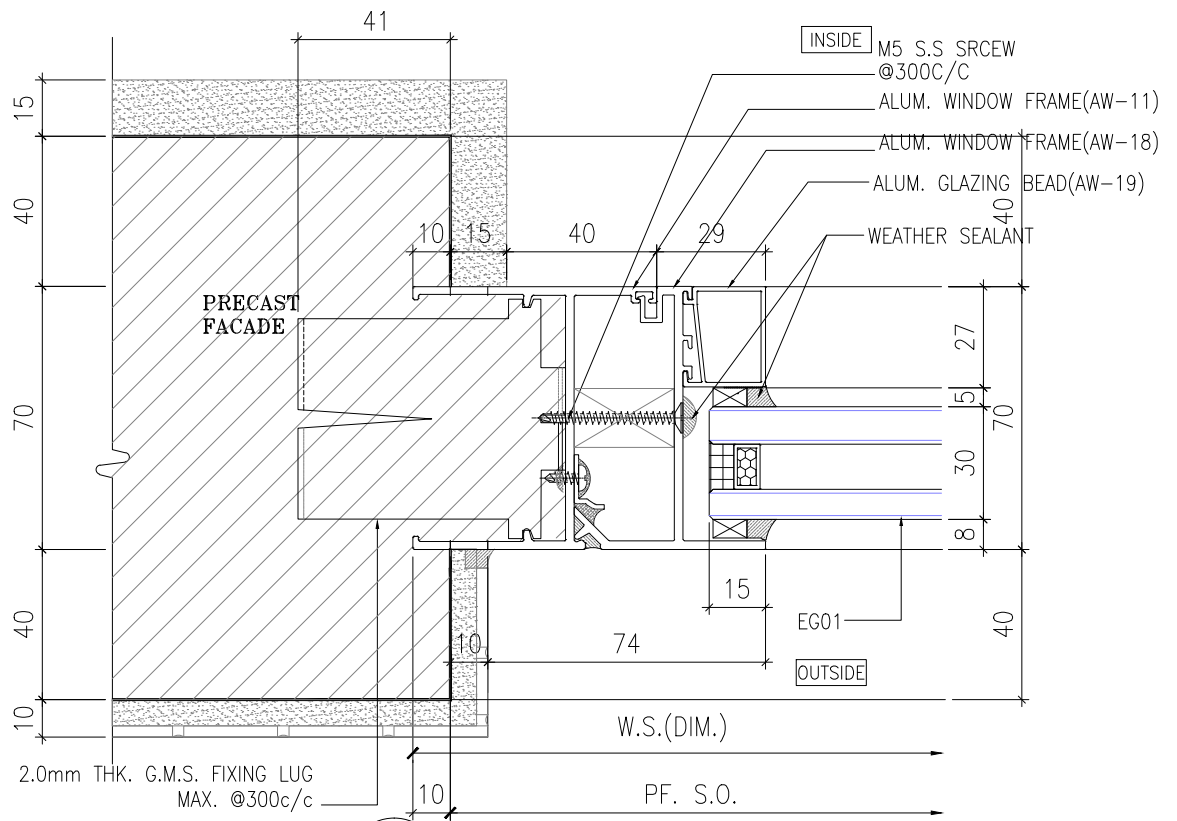
DWG NO. : J861-SD-PW-2002 REV. : A



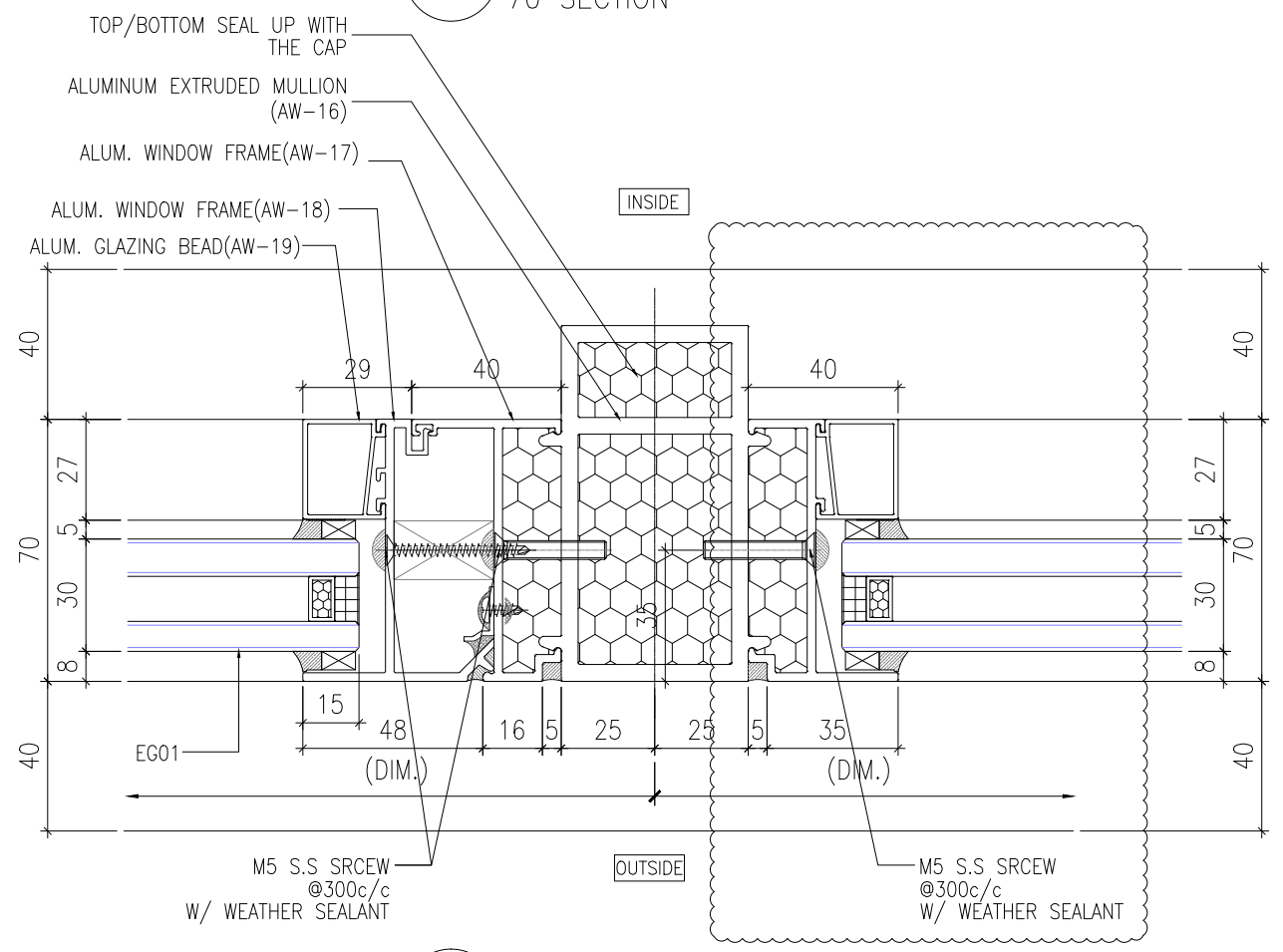
1 HORIZONTAL DETAIL  
70 SECTION



2 HORIZONTAL DETAIL  
70 SECTION



3 HORIZONTAL DETAIL  
70 SECTION



4 HORIZONTAL DETAIL  
70 SECTION

B.D. REF :

WONG TUNG & PARTNERS LTD.	
APPROVED	
APPROVED AS NOTED	
APPROVED AS NOTED & RESUBMIT	
RESUBMIT	
NO COMMENT	
REFER OTHER CONSULTANT'S COMMENTS	
Reviewed for compliance with the design intent. Comments made shall apply to all similar conditions & details, not just the ones cited.	
The approval shall not be construed as relieving the contractor for compliance with the contract documents & requirements.	
Reviewed By	Date

CLIENT :  
 Pacific Century Premium Developments  
 盈科大衍地產發展

ARCHITECT :  
 WONG TUNG & PARTNERS LIMITED  
 ARCHITECTS & PLANNERS

MAIN CONTRACTOR :  
 顯利工程有限公司  
 HIEN LEE ENGINEERING CO., LTD.

STRUCTURAL ENGINEER :  
 SYW & ASSOCIATES LTD.  
 REGISTERED ENGINEERS & AUTHORIZED PERSONS  
 註冊專業工程師

FACADE CONSULTANT :

NOTE :

1. ALL DIMENSIONS ARE IN mm.
2. ALL ELEVATIONS ARE VIEWED FROM OUTSIDE.
3. ALL DIMENSIONS TO BE VERIFIED ON SITE BEFORE FABRICATION.

LEGEND :

x1 - DETAIL MARK NO.  
 x001 - REFER SHEET NO.

1. F.F.L. -- FINISHED FLOOR LEVEL
2. S.F.L. -- STRUCTURAL FLOOR LEVEL
3. (R) -- REVERSED DETAIL
4. GLASS LEGEND  
 T605 -- 8mmHS LIGHT BLUE TINTED GLASS  
 EG01 -- 8mmHS CLEAR GLASS +12A  
 +10mmHT CLEAR GLASS (IGU)  
 BHS -- 8mmHS CLEAR GLASS

B	16/09/2024	GENERAL REVISION	MN
A	01/08/2024	GENERAL REVISION	Ivan
NO.	DATE	REVISED	BY

JOB NO. : J-861

PROJECT :  
 PROPOSED RESIDENTIAL DEVELOPMENT AT NOS. 3-6 GLENEALY, CENTRAL, HONG KONG

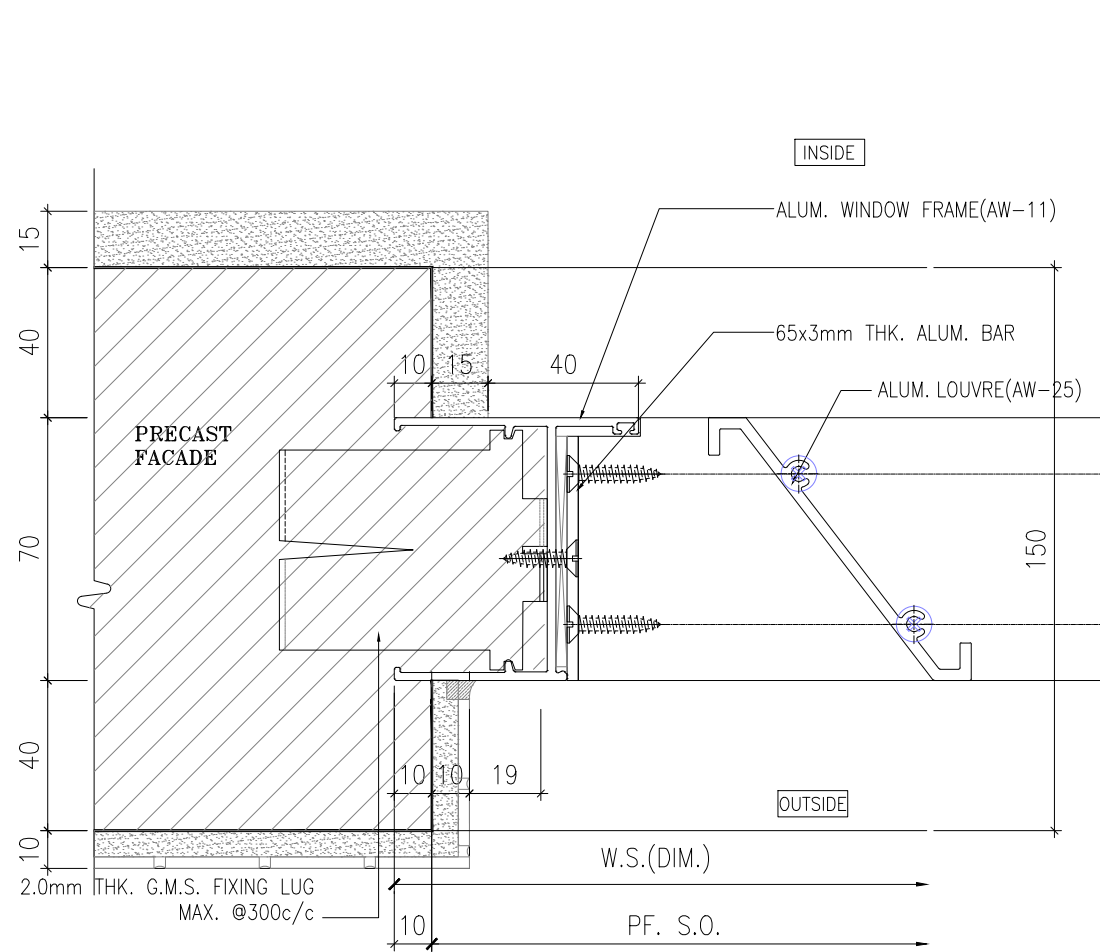
TITLE :  
 TYPICAL DETAILS FOR PRECAST WINDOW

DATE : 26-06-24 SCALE : 1:2 @A3

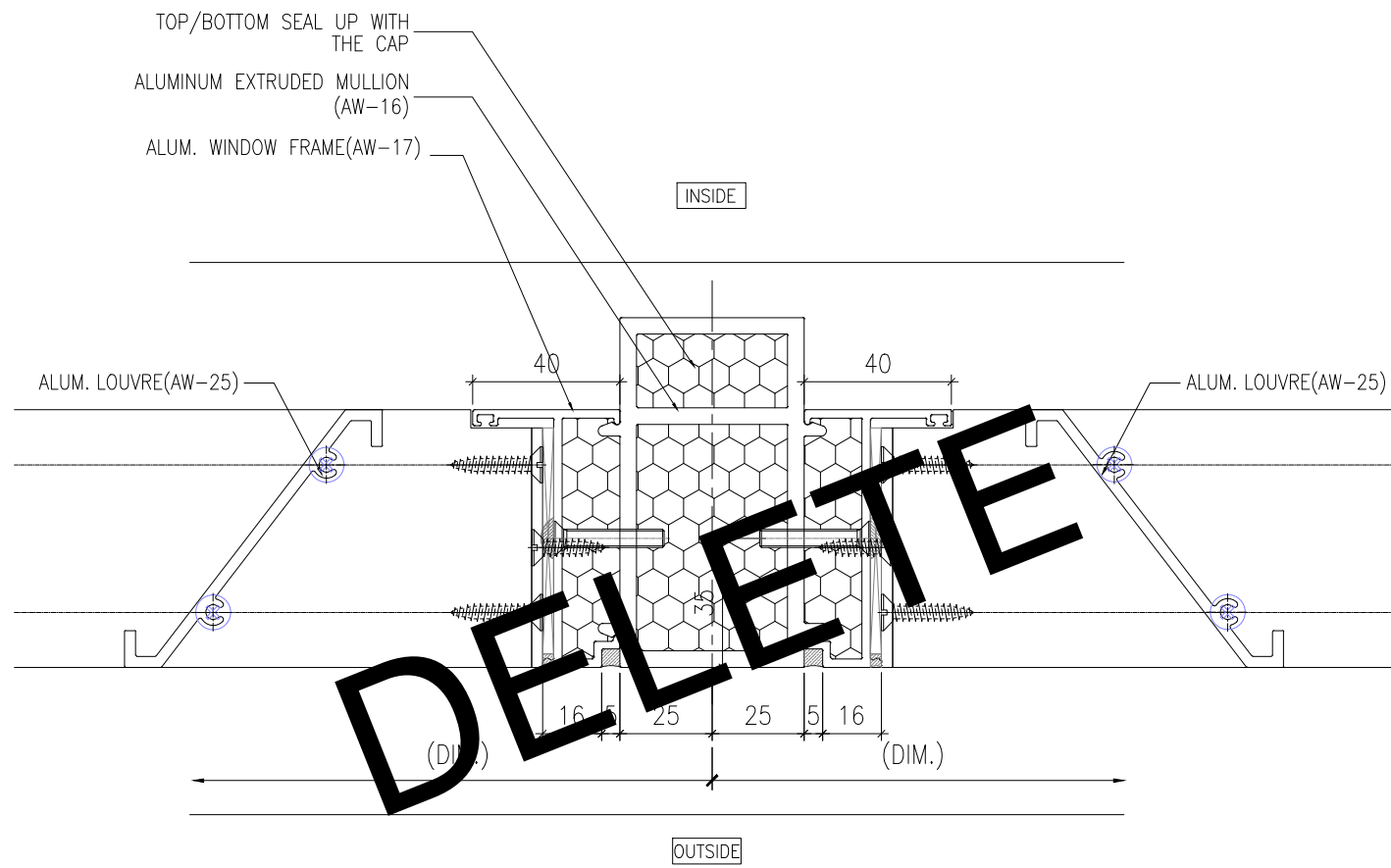
DRAWN BY : IVAN CHECKED BY :

美特鋁質有限公司  
 MIDI ALUMINIUM FABRICATOR LTD.  
 Units 6-8, Sunray Industrial Centre, 1/F  
 610 Cha Kwo Ling Road, Kowloon  
 Tel:23489211-4 Fax:(852)2727666

DWG NO. : J861-SD-PW-2003 REV. : B

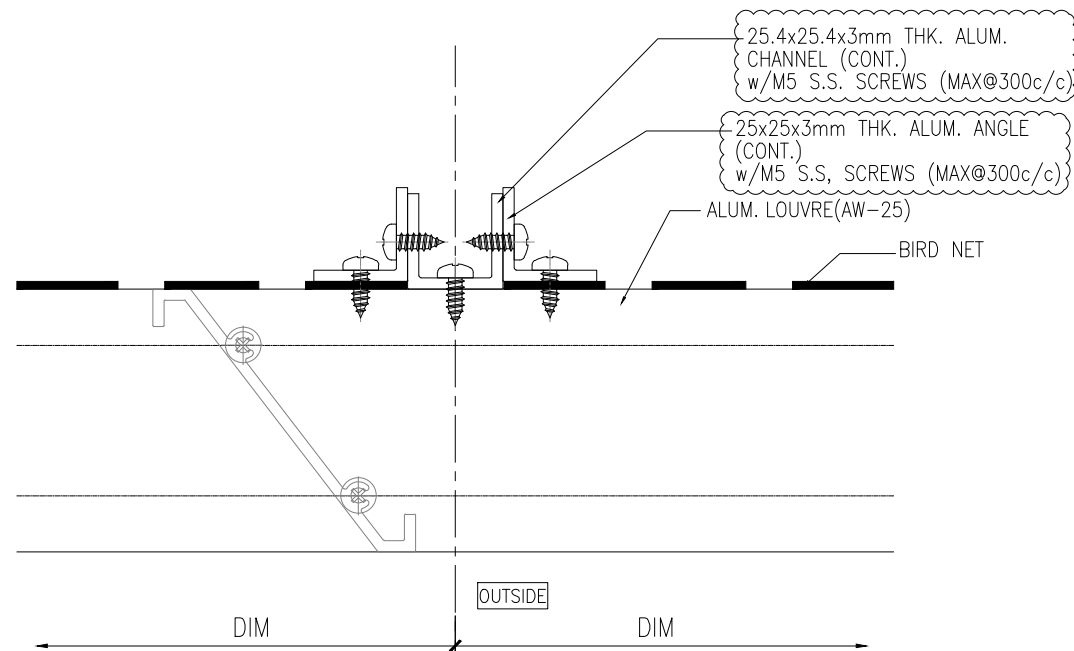


1 HORIZONTAL DETAIL  
- 70 SECTION

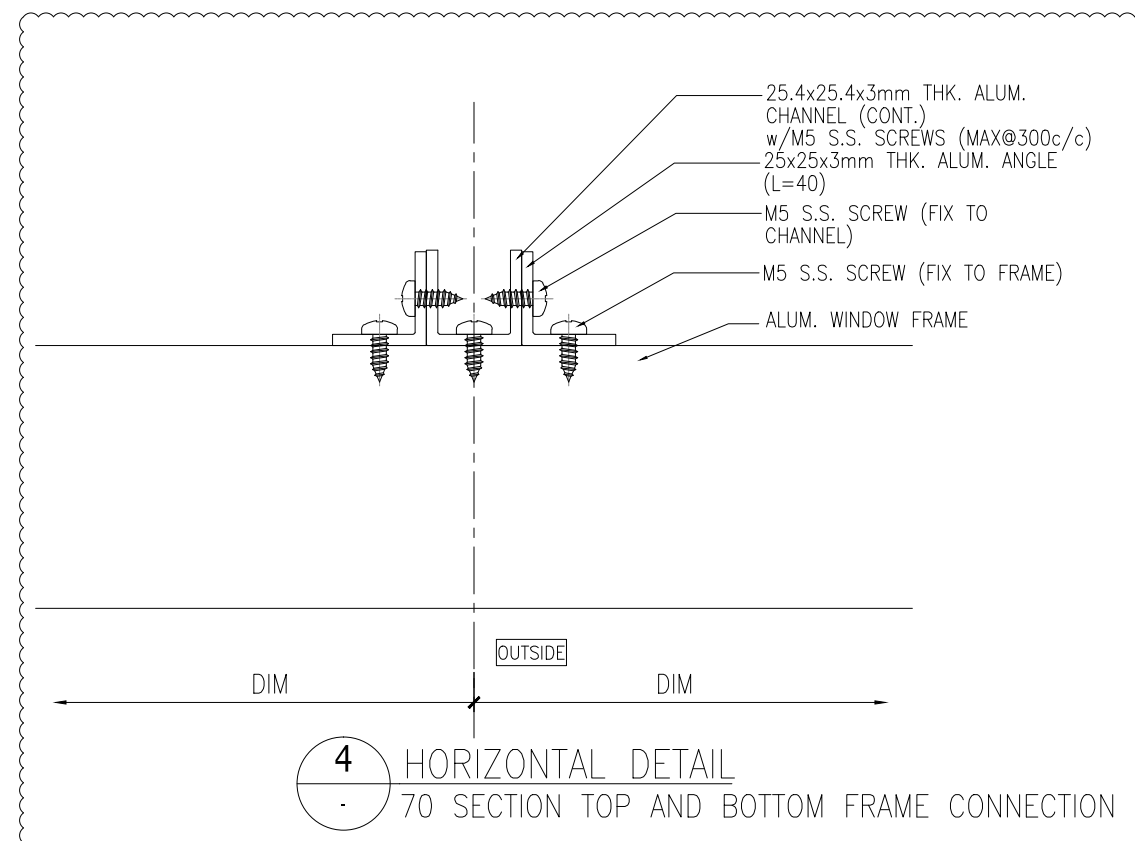


2 HORIZONTAL DETAIL  
- 70 SECTION

DELETE



3 HORIZONTAL DETAIL  
- 70 SECTION



4 HORIZONTAL DETAIL  
- 70 SECTION TOP AND BOTTOM FRAME CONNECTION

B.D. REF :

WONG TUNG & PARTNERS LTD.	
APPROVED	
APPROVED AS NOTED	
APPROVED AS NOTED & RESUBMIT	
RESUBMIT	
NO COMMENT	
REFER OTHER CONSULTANT'S COMMENTS	
Reviewed for compliance with the design intent. Comments made shall apply to all similar conditions & details, not just the ones cited.	
The approval shall not be construed as relieving the contractor for compliance with the contract documents & requirements.	
Reviewed By	Date

CLIENT :  
 Pacific Century Premium Developments  
 盈科大衍地產發展

ARCHITECT :  
 WONG TUNG & PARTNERS LIMITED  
 ARCHITECTS & PLANNERS

MAIN CONTRACTOR :  
 顯利工程有限公司  
 HIEN LEE ENGINEERING CO., LTD.

STRUCTURAL ENGINEER :  
 SYW & ASSOCIATES LTD.  
 STRUCTURAL ENGINEERS & AUTHORIZED PERSONS  
 鄧賢偉建築工程師

FACADE CONSULTANT:

- NOTE :
1. ALL DIMENSIONS ARE IN mm.
  2. ALL ELEVATIONS ARE VIEWED FROM OUTSIDE.
  3. ALL DIMENSIONS TO BE VERIFIED ON SITE BEFORE FABRICATION.

- LEGEND :
- x1 - DETAIL MARK NO.
  - x001 - REFER SHEET NO.
  - 1. F.F.L. -- FINISHED FLOOR LEVEL
  - 2. S.F.L. -- STRUCTURAL FLOOR LEVEL
  - 3. (R) -- REVERSED DETAIL
  - 4. GLASS LEGEND
    - TG05 -- 8mmHS LIGHT BLUE TINTED GLASS
    - EG01 -- 8mmHS CLEAR GLASS +12A
    - +10mmHT CLEAR GLASS (G1)
    - BHS -- 8mmHS CLEAR GLASS

B	16/09/2024	GENERAL REVISION	MN
A	01/08/2024	GENERAL REVISION	Ivan
NO.	DATE	REVISED	BY

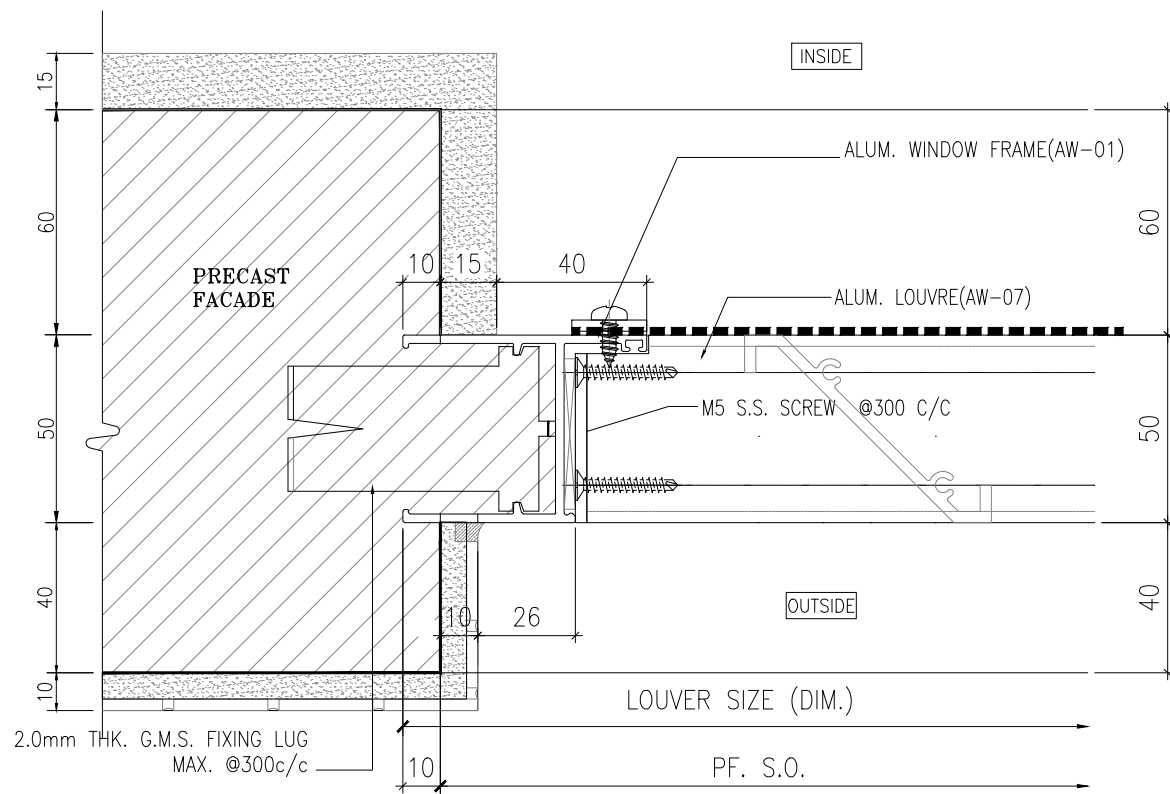
JOB NO. : J-861  
 PROJECT : PROPOSED RESIDENTIAL DEVELOPMENT AT NOS. 3-6 GLENEALY, CENTRAL, HONG KONG

TITLE : TYPICAL DETAILS FOR PRECAST WINDOW

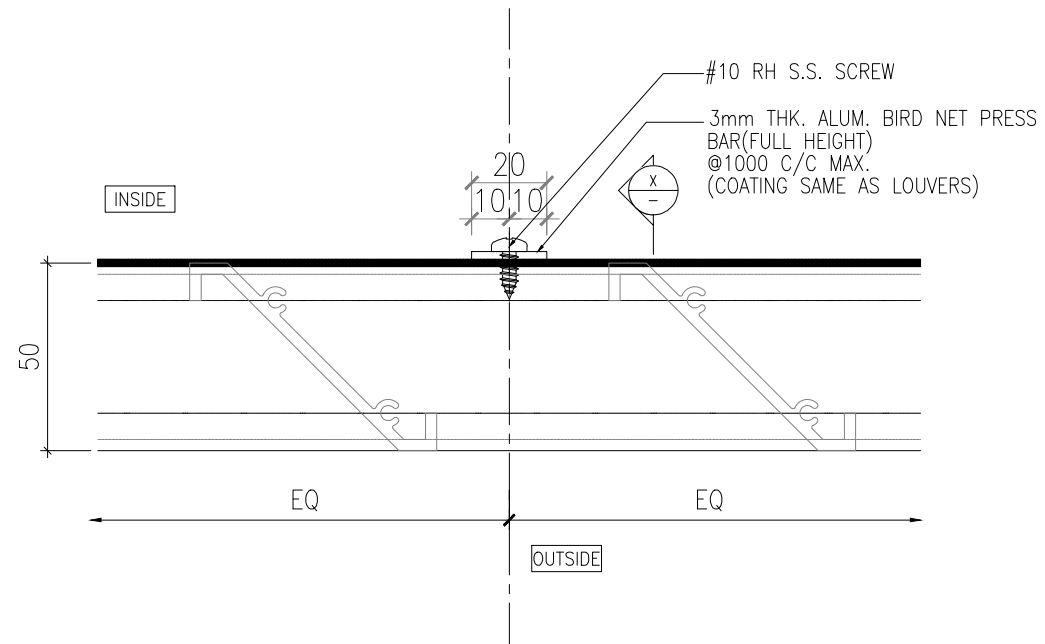
DATE : 26-06-24 SCALE : 1:2 @A3  
 DRAWN BY : IVAN CHECKED BY :

美特鋁質有限公司  
 MIDI ALUMINIUM FABRICATOR LTD.  
 Units 6-8, Sunray Industrial Centre, 1/F  
 610 Cha Kwo Ling Road, Kowloon  
 Tel:23489211-4 Fax:(852)2727666

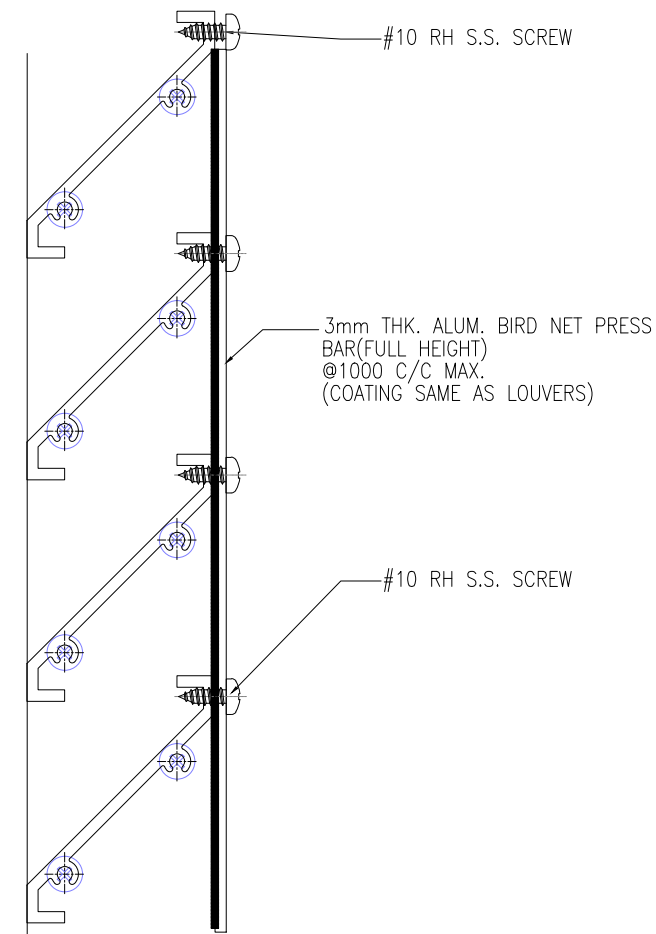
DWG NO. : J861-SD-PW-2004 REV. : B



1 HORIZONTAL DETAIL  
50 SECTION



2 HORIZONTAL DETAIL  
50 SECTION



X MESH CONNECT DETAIL


B.D. REF :

WONG TUNG & PARTNERS LTD.	
APPROVED	
APPROVED AS NOTED	
APPROVED AS NOTED & RESUBMIT	
RESUBMIT	
NO COMMENT	
REFER OTHER CONSULTANT'S COMMENTS	
Reviewed for compliance with the design intent. Comments made shall apply to all similar conditions & details, not just the ones cited.	
The approval shall not be construed as relieving the contractor for compliance with the contract documents & requirements.	
Reviewed By	Date

CLIENT :  
 Pacific Century Premium Developments  
 盈科大衍地產發展

ARCHITECT :  
 WONG TUNG & PARTNERS LIMITED  
 ARCHITECTS & PLANNERS  


MAIN CONTRACTOR :  
 顯利工程有限公司  
 HIEN LEE ENGINEERING CO., LTD.

STRUCTURAL ENGINEER :  
 SYW & ASSOCIATES LTD.  
 STRUCTURAL ENGINEERS & AUTHORIZED PERSONS  
 鄧賢偉建築工程師

FACADE CONSULTANT:

NOTE :  
 1. ALL DIMENSIONS ARE IN mm.  
 2. ALL ELEVATIONS ARE VIEWED FROM OUTSIDE.  
 3. ALL DIMENSIONS TO BE VERIFIED ON SITE BEFORE FABRICATION.

LEGEND :  
 x1 - DETAIL MARK NO.  
 x001 - REFER SHEET NO.  
 1. F.F.L. -- FINISHED FLOOR LEVEL  
 2. S.F.L. -- STRUCTURAL FLOOR LEVEL  
 3. (R) -- REVERSED DETAIL  
 4. GLASS LEGEND  
 TG05 -- 8mmHS LIGHT BLUE TINTED GLASS  
 EG01 -- 8mmHS CLEAR GLASS +12A  
 +10mmHT CLEAR GLASS (IGU)  
 BHS -- 8mmHS CLEAR GLASS

A	01/08/2024	GENERAL REVISION	Ivan
No.	DATE	REVISED	BY

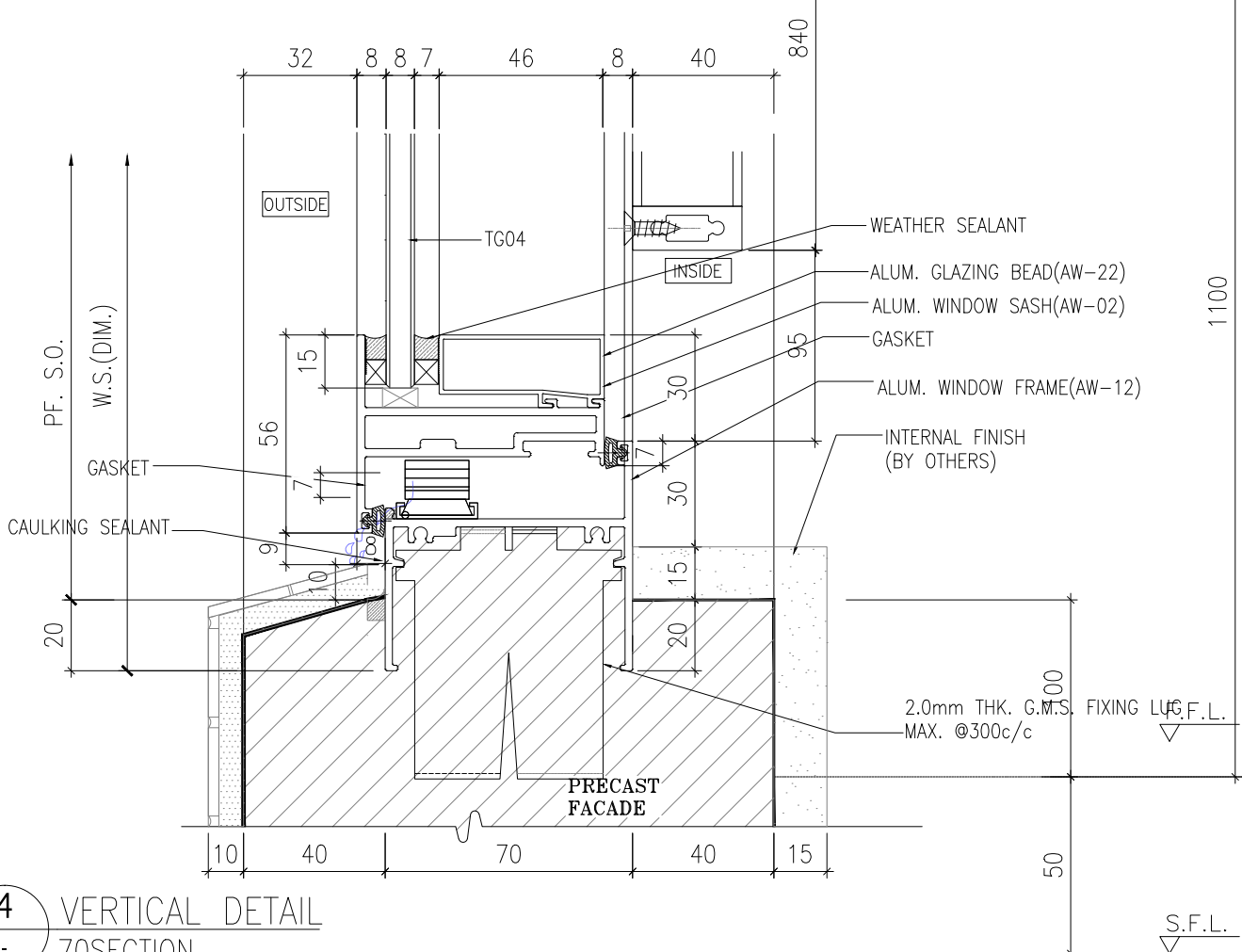
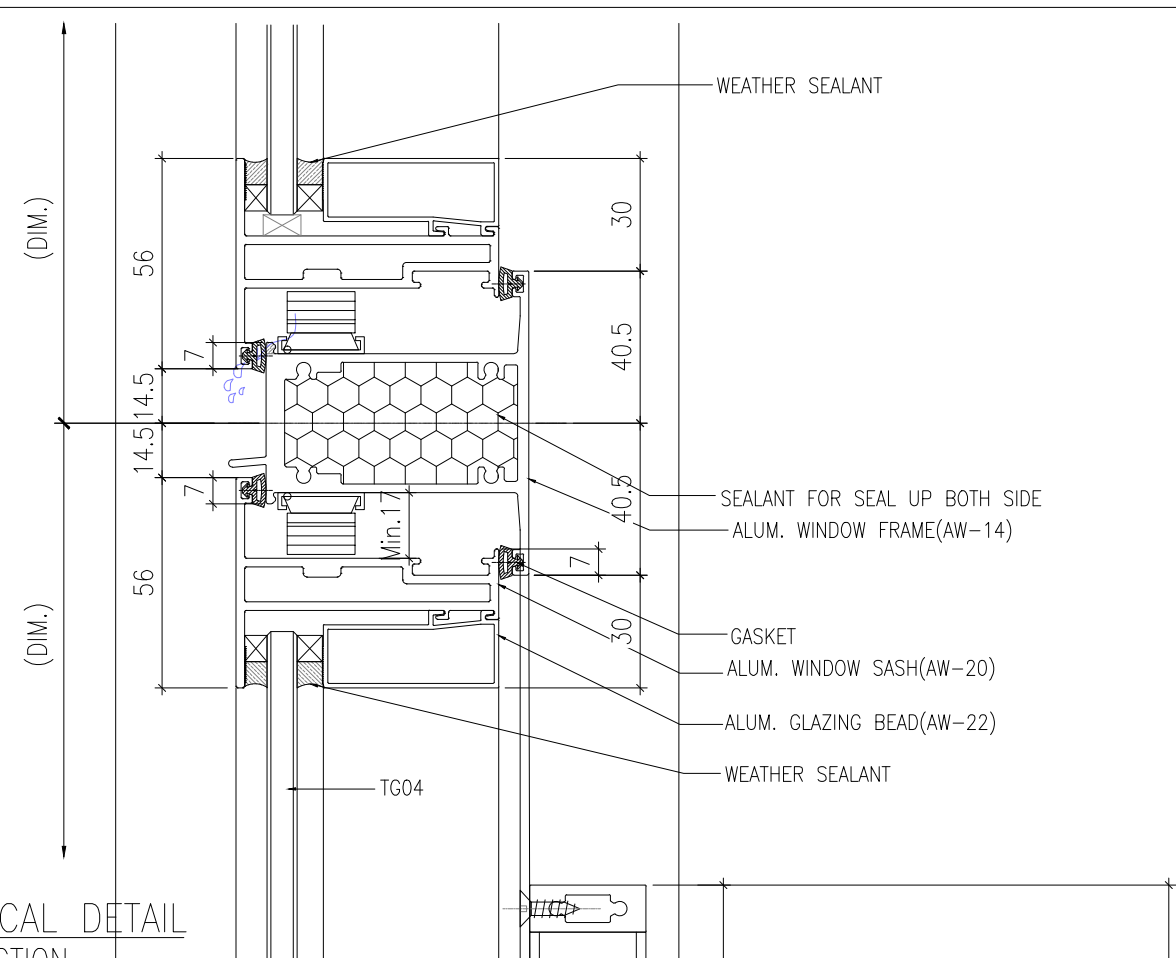
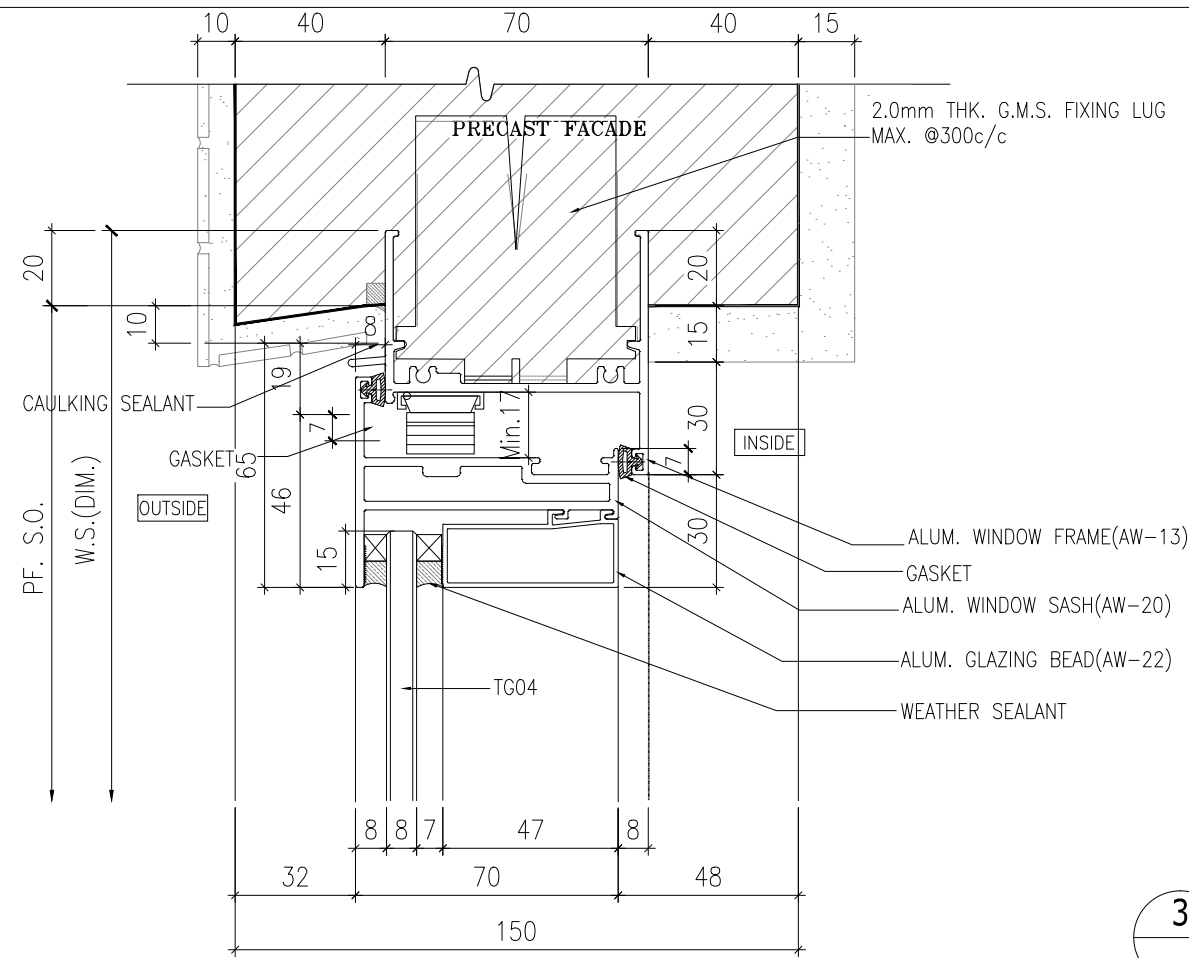
JOB NO. : J-861  
 PROJECT : PROPOSED RESIDENTIAL DEVELOPMENT AT NOS. 3-6 GLENEALY, CENTRAL, HONG KONG

TITLE : TYPICAL DETAILS FOR PRECAST WINDOW

DATE : 26-06-24 SCALE : 1:2 @A3  
 DRAWN BY : IVAN CHECKED BY :

 美特鋁質有限公司  
 MIDI ALUMINIUM FABRICATOR LTD.  
 Units 6-8, Sunray Industrial Centre, 1/F  
 610 Cha Kwo Ling Road, Kowloon  
 Tel:23489211-4 Fax:(852)2727666

DWG NO. : J861-SD-PW-2005 REV. : A



B.D. REF :

WONG TUNG & PARTNERS LTD.	
APPROVED	
APPROVED AS NOTED	
APPROVED AS NOTED & RESUBMIT	
RESUBMIT	
NO COMMENT	
REFER OTHER CONSULTANT'S COMMENTS	
Reviewed for compliance with the design intent. Comments made shall apply to all similar conditions & details, not just the ones cited.	
The approval shall not be construed as relieving the contractor of compliance with the contract documents & requirements.	
Reviewed By _____	Date _____

CLIENT : Pacific Century Premium Developments 盈科大衍地產發展

ARCHITECT : WONG TUNG & PARTNERS LIMITED ARCHITECTS & PLANNERS

MAIN CONTRACTOR : 顯利工程有限公司 HIEN LEE ENGINEERING CO., LTD.

STRUCTURAL ENGINEER : SYW & ASSOCIATES LTD. 邵賢偉建築工程師

FACADE CONSULTANT:

NOTE :  
1. ALL DIMENSIONS ARE IN mm.  
2. ALL ELEVATIONS ARE VIEWED FROM OUTSIDE.  
3. ALL DIMENSIONS TO BE VERIFIED ON SITE BEFORE FABRICATION.

LEGEND :  
x1 - DETAIL MARK NO.  
x001 - REFER SHEET NO.  
1. F.F.L. -- FINISHED FLOOR LEVEL  
2. S.F.L. -- STRUCTURAL FLOOR LEVEL  
3. (R) -- REVERSED DETAIL  
4. GLASS LEGEND  
TG05 -- 8mmHS LIGHT BLUE TINTED GLASS  
EG01 -- 8mmHS CLEAR GLASS +12A  
+10mmLT CLEAR GLASS (IGU)  
BHS -- 8mmHS CLEAR GLASS

A	01/08/2024	GENERAL REVISION	ivan
NO.	DATE	REVISED	BY

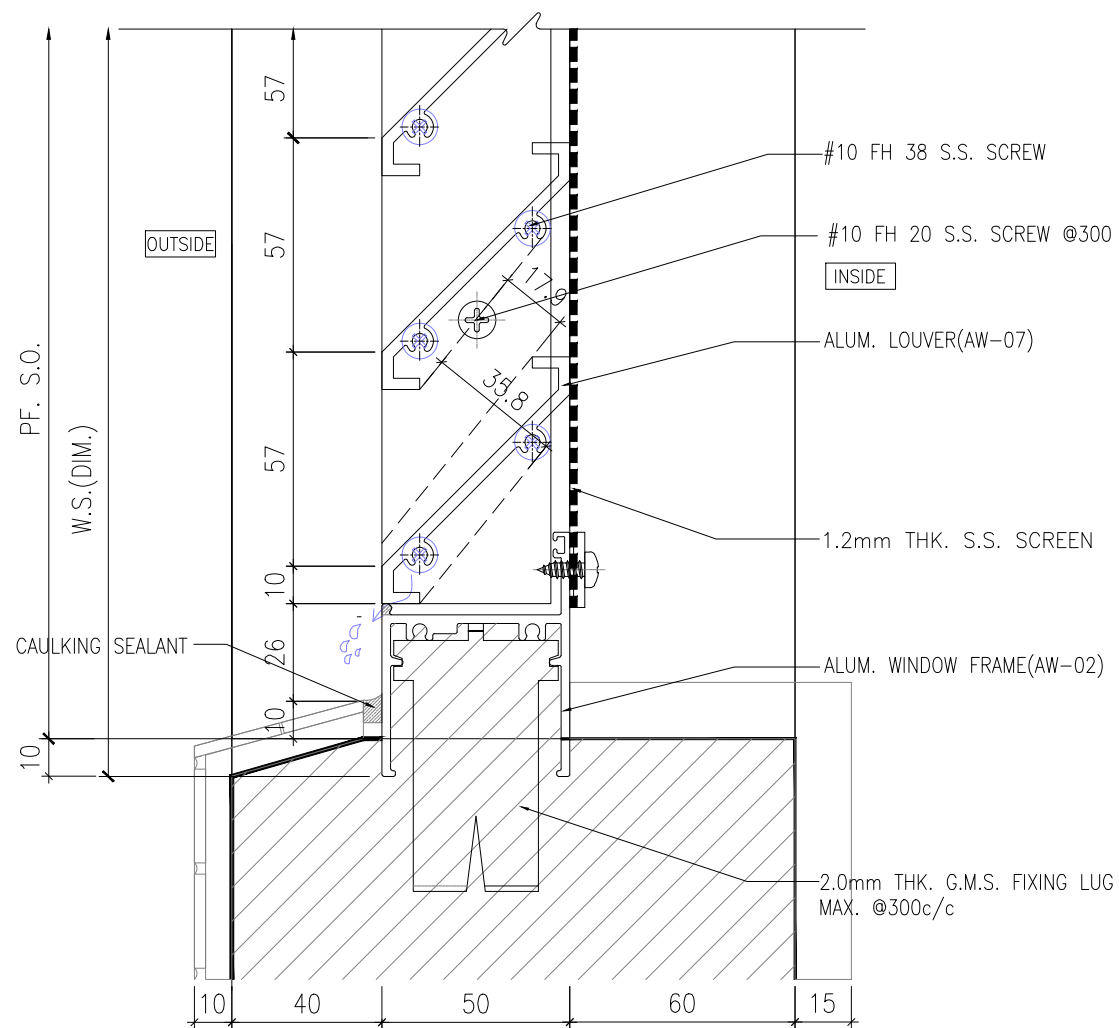
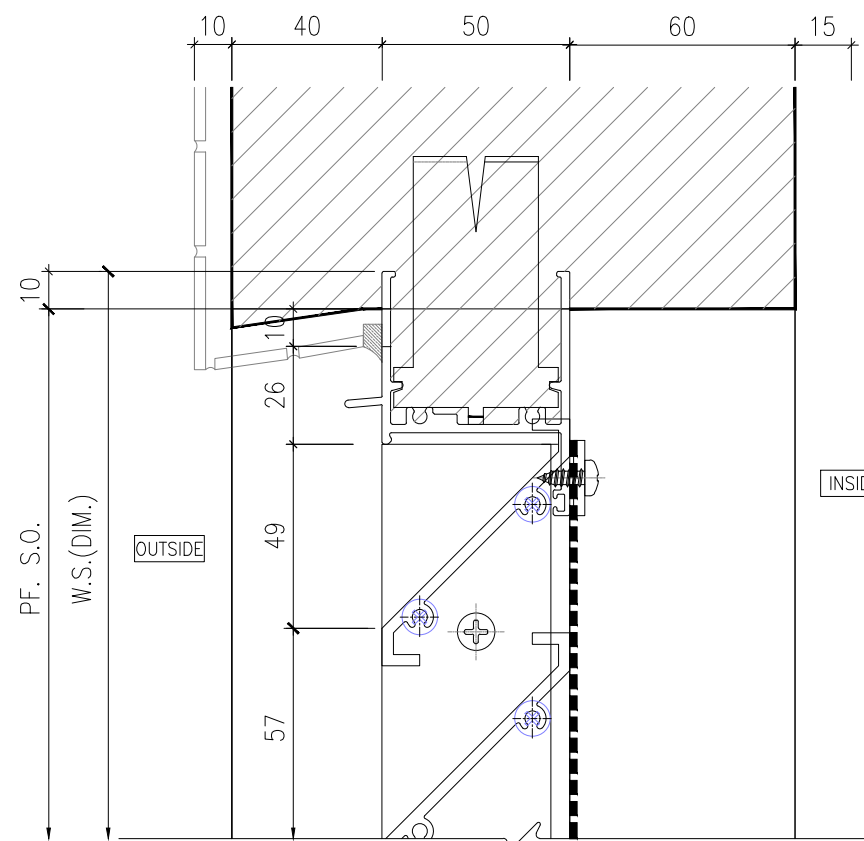
JOB NO. : J-861  
PROJECT : PROPOSED RESIDENTIAL DEVELOPMENT AT NOS. 3-6 GLENEALY, CENTRAL, HONG KONG

TITLE : TYPICAL DETAILS FOR PRECAST WINDOW

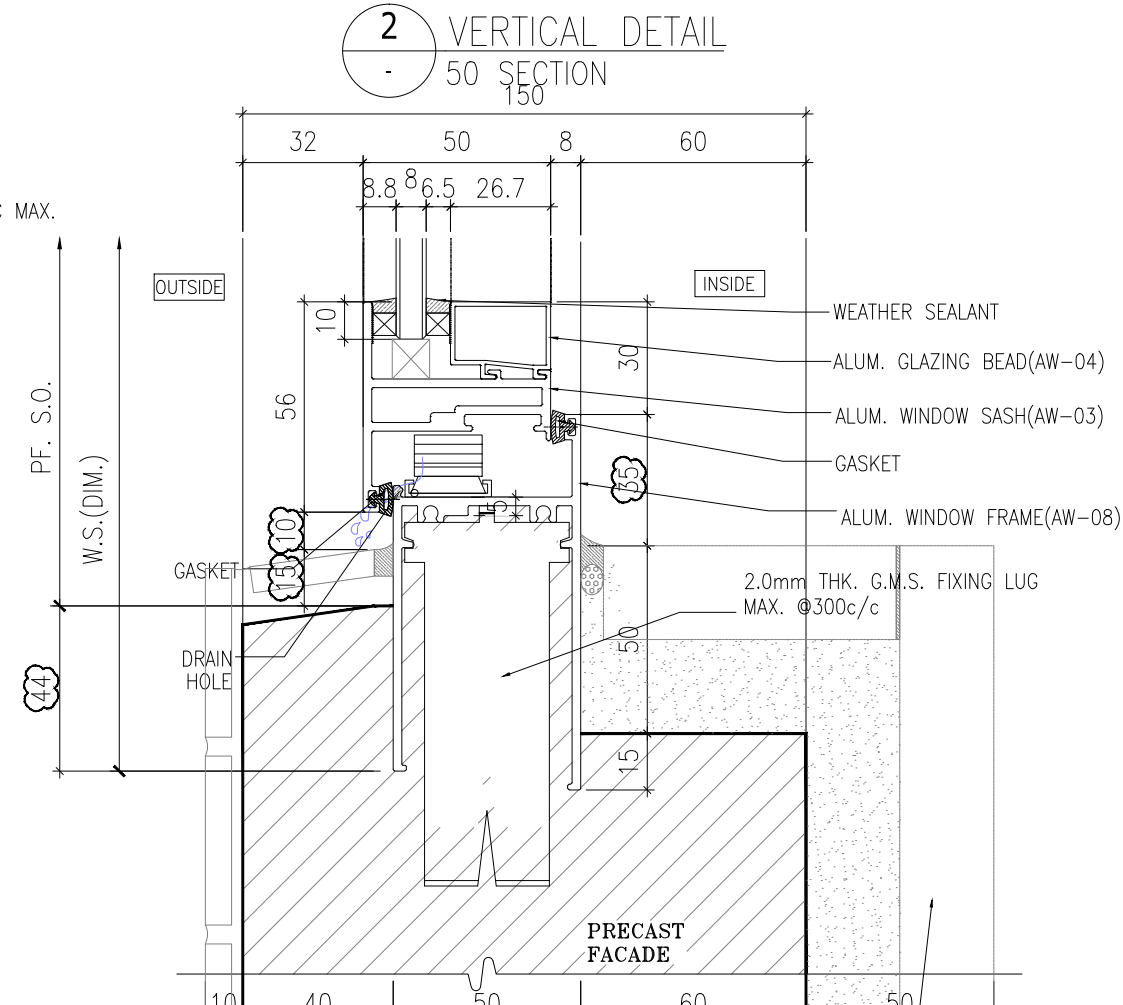
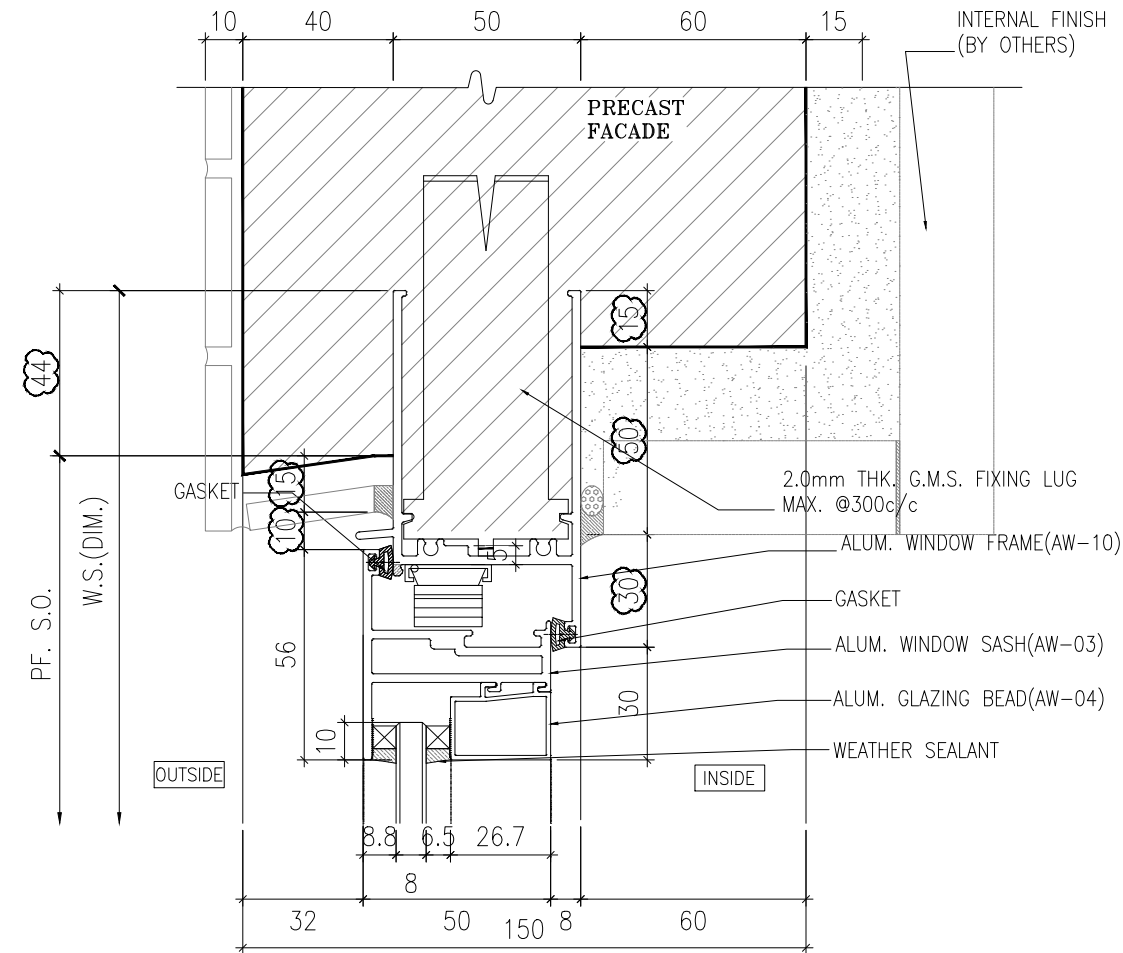
DATE : 26-06-24 SCALE : 1:2 @A3  
DRAWN BY : IVAN CHECKED BY :

美特鋁質有限公司  
MIDI ALUMINIUM FABRICATOR LTD.  
Units 6-8, Sunray Industrial Centre, 1/F  
610 Cha Kwo Ling Road, Kowloon  
Tel:23489211-4 Fax:(852)2727666

DWG NO. : J861-SD-PW-3001 REV. : A



1 VERTICAL DETAIL  
50 SECTION



2 VERTICAL DETAIL  
50 SECTION



3 VERTICAL DETAIL  
50 SECTION

B.D. REF :

WONG TUNG & PARTNERS LTD.	
APPROVED	
APPROVED AS NOTED	
APPROVED AS NOTED & RESUBMIT	
RESUBMIT	
NO COMMENT	
REFER OTHER CONSULTANT'S COMMENTS	
Reviewed for compliance with the design intent. Comments made shall apply to all similar conditions & details, not just the ones cited.	
The approval shall not be construed as relieving the contractor for compliance with the contract documents & requirements.	
Reviewed By	Date

CLIENT : Pacific Century Premium Developments 盈科大衍地產發展

ARCHITECT : WONG TUNG & PARTNERS LIMITED ARCHITECTS & PLANNERS

MAIN CONTRACTOR : 顯利工程有限公司 HIEN LEE ENGINEERING CO., LTD.

STRUCTURAL ENGINEER : SYW & ASSOCIATES LTD. 蘇賢偉建築工程師

FACADE CONSULTANT:

NOTE :

- ALL DIMENSIONS ARE IN mm.
- ALL ELEVATIONS ARE VIEWED FROM OUTSIDE.
- ALL DIMENSIONS TO BE VERIFIED ON SITE BEFORE FABRICATION.

LEGEND :

x1 - DETAIL MARK NO.  
x001 - REFER SHEET NO.

- F.F.L. -- FINISHED FLOOR LEVEL
- S.F.L. -- STRUCTURAL FLOOR LEVEL
- ⊗ -- REVERSED DETAIL

4. GLASS LEGEND  
T005 -- 8mmHS LIGHT BLUE TINTED GLASS  
EG01 -- 8mmHS CLEAR GLASS +12A  
+10mmHT CLEAR GLASS (GU)  
BHS -- 8mmHS CLEAR GLASS

A	01/08/2024	GENERAL REVISION	Ivan
NO.	DATE	REVISED	BY

JOB NO. : J-861

PROJECT : PROPOSED RESIDENTIAL DEVELOPMENT AT NOS. 3-6 GLENEALY, CENTRAL, HONG KONG

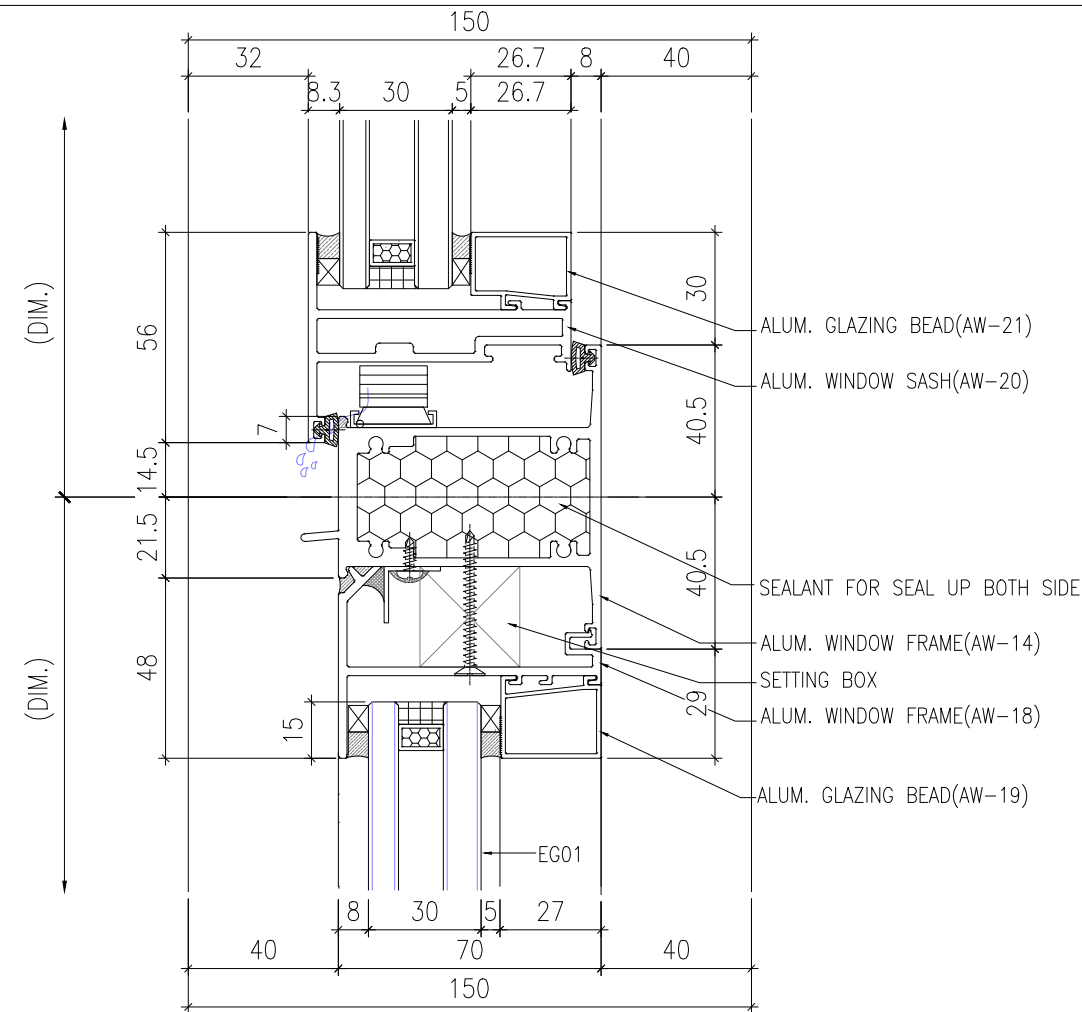
TITLE : TYPICAL DETAILS FOR PRECAST WINDOW

DATE : 26-06-24 SCALE : 1:2 @A3

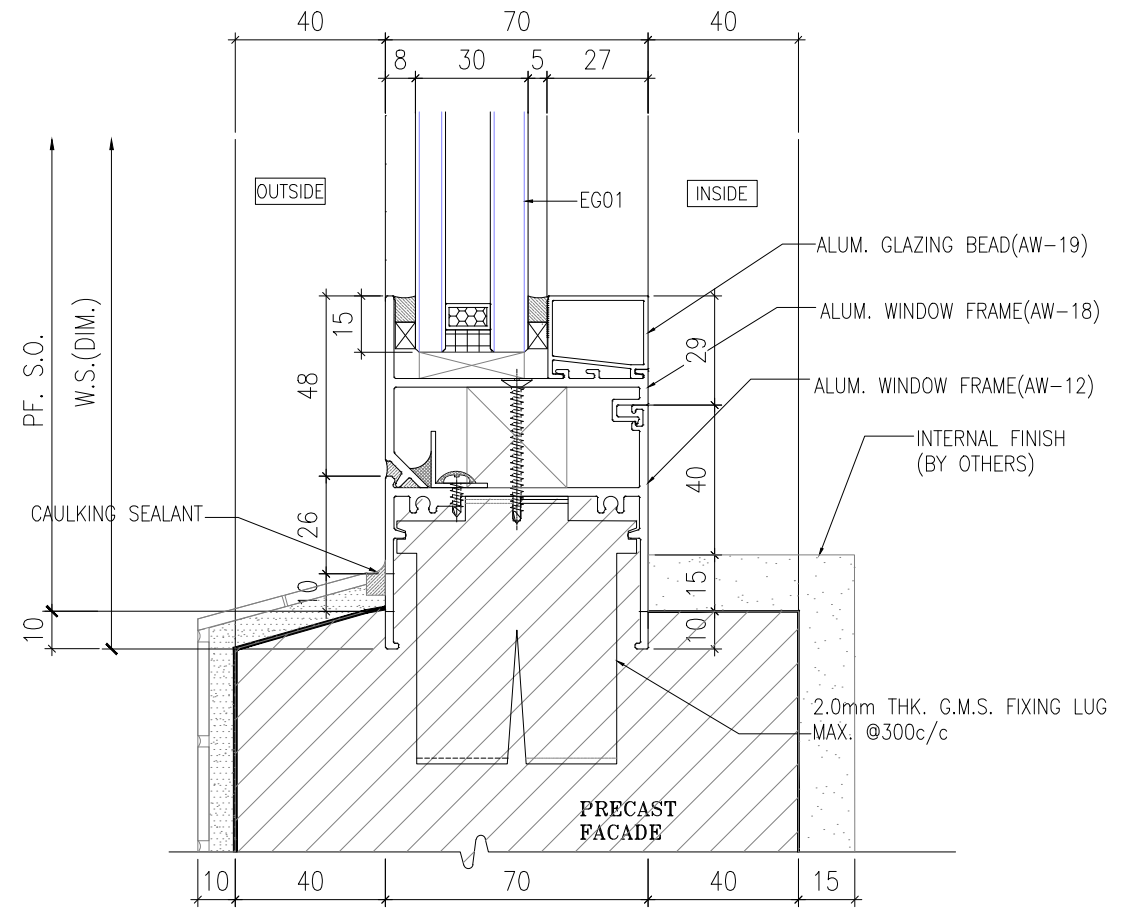
DRAWN BY : IVAN CHECKED BY :

美特鋁質有限公司  
MIDI ALUMINIUM FABRICATOR LTD.  
Units 6-8, Sunray Industrial Centre, 1/F  
610 Cha Kwo Ling Road, Kowloon  
Tel:23489211-4 Fax:(852)2727666

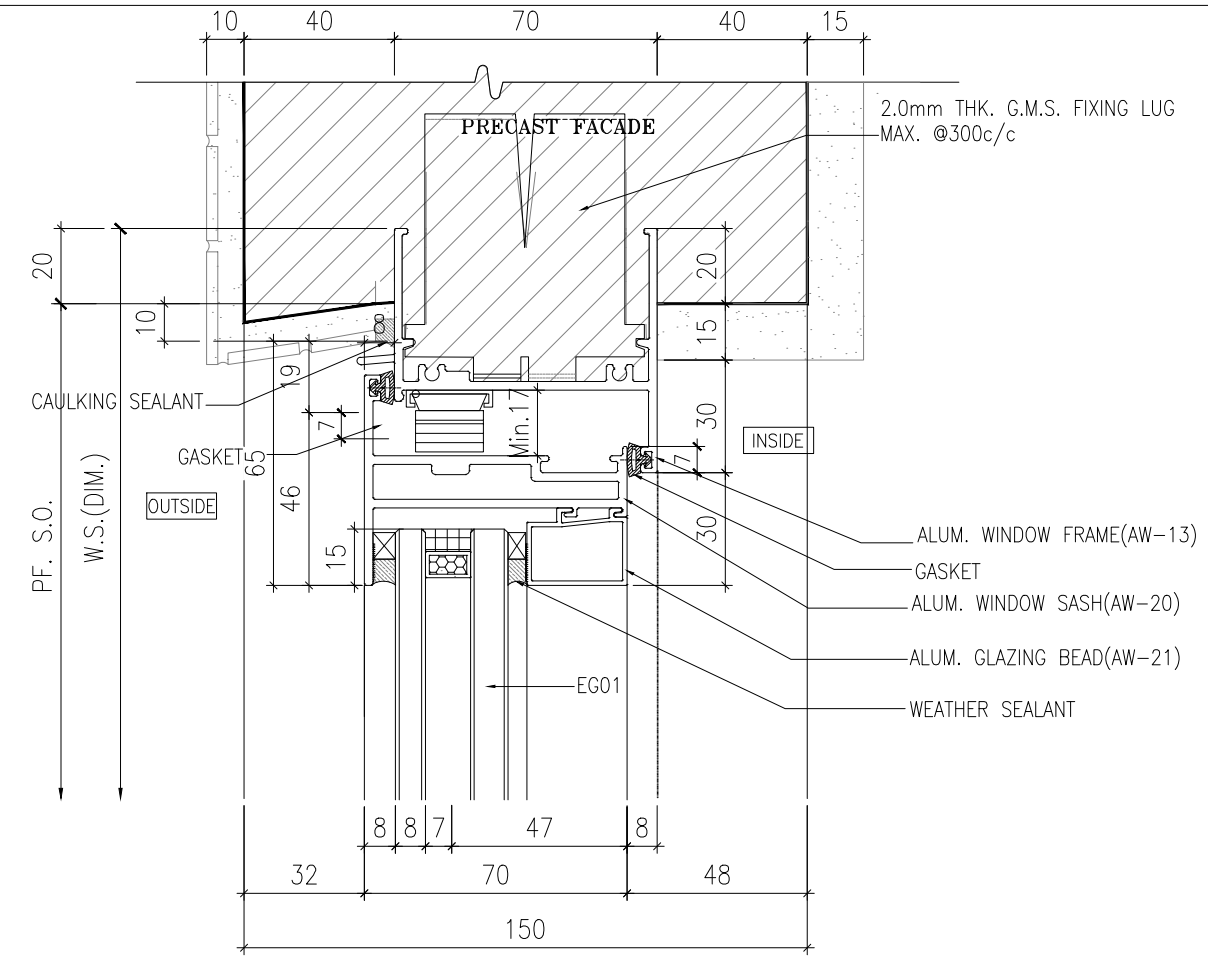
DWG NO. : J861-SD-PW-3002 REV. : A



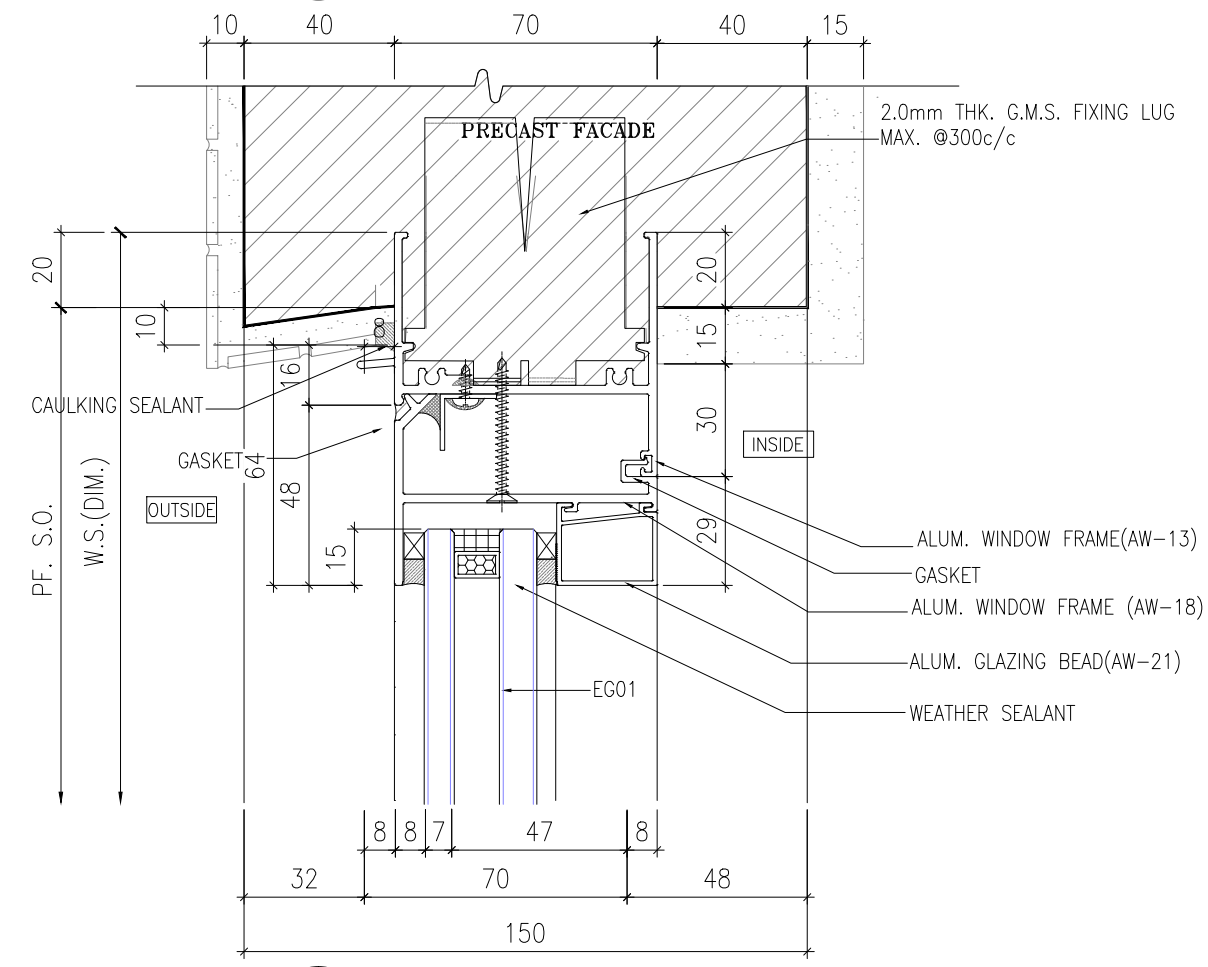
1 VERTICAL DETAIL  
70 SECTION



2 VERTICAL DETAIL  
70 SECTION



3 VERTICAL DETAIL  
70 SECTION



4 VERTICAL DETAIL  
70 SECTION

B.D. REF :

WONG TUNG & PARTNERS LTD.	
APPROVED	
APPROVED AS NOTED	
APPROVED AS NOTED & RESUBMIT	
RESUBMIT	
NO COMMENT	
REFER OTHER CONSULTANT'S COMMENTS	
Reviewed for compliance with the design intent. Comments made shall apply to all similar conditions & details, not just the ones cited. The approval shall not be construed as relieving the contractor for compliance with the contract documents & requirements.	
Reviewed By	Date

CLIENT :

**Pacific Century**  
Premium Developments  
盈科大衍地產發展

ARCHITECT :

**WONG TUNG & PARTNERS LIMITED**  
ARCHITECTS & PLANNERS

MAIN CONTRACTOR :

**顯利工程有限公司**  
HIEN LEE ENGINEERING CO., LTD.

STRUCTURAL ENGINEER :

**SYW & ASSOCIATES LTD.**  
REGISTERED ENGINEERS & AUTHORIZED PERSONS  
鄧賢偉建築工程師

FACADE CONSULTANT :

NOTE :

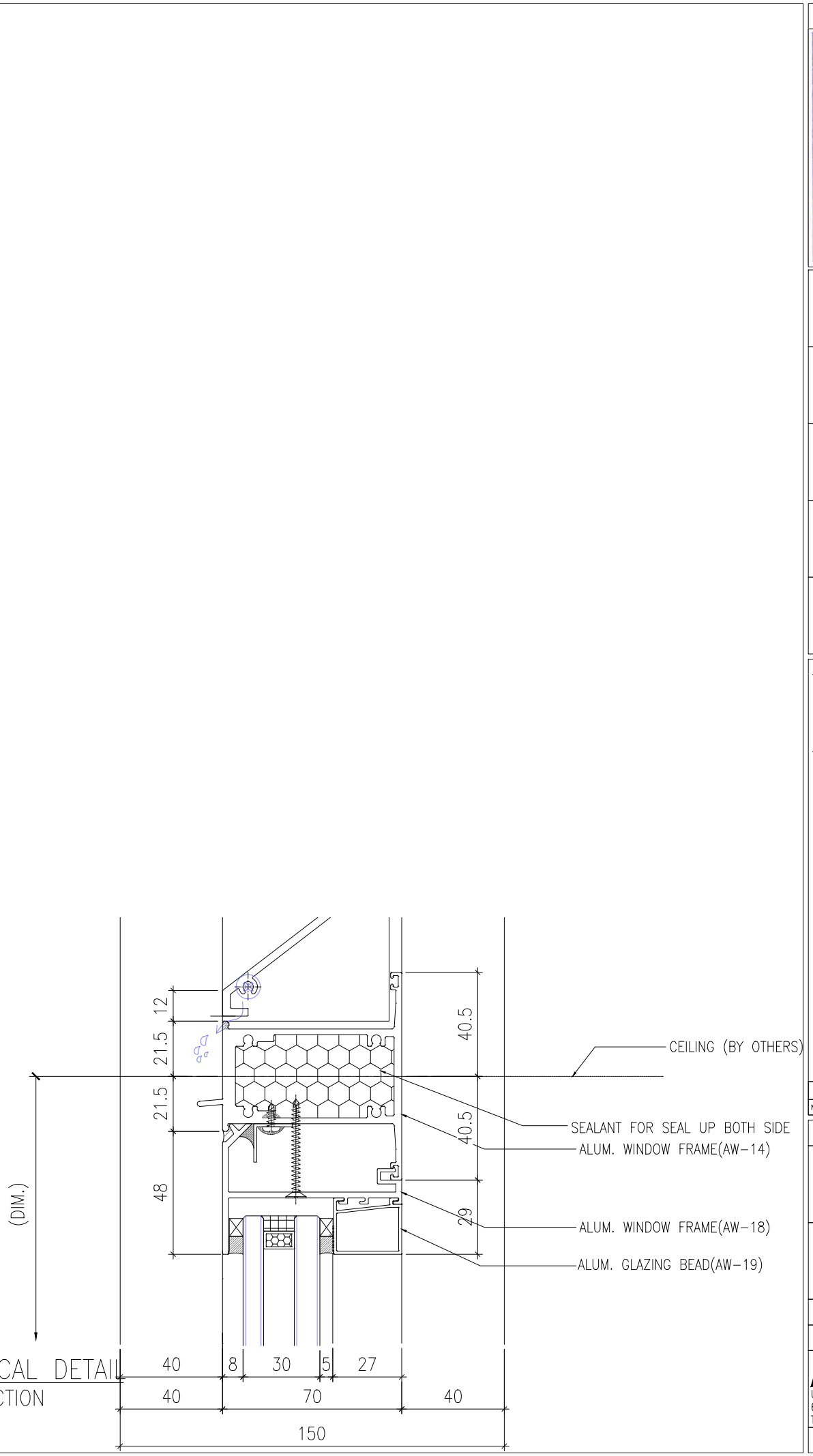
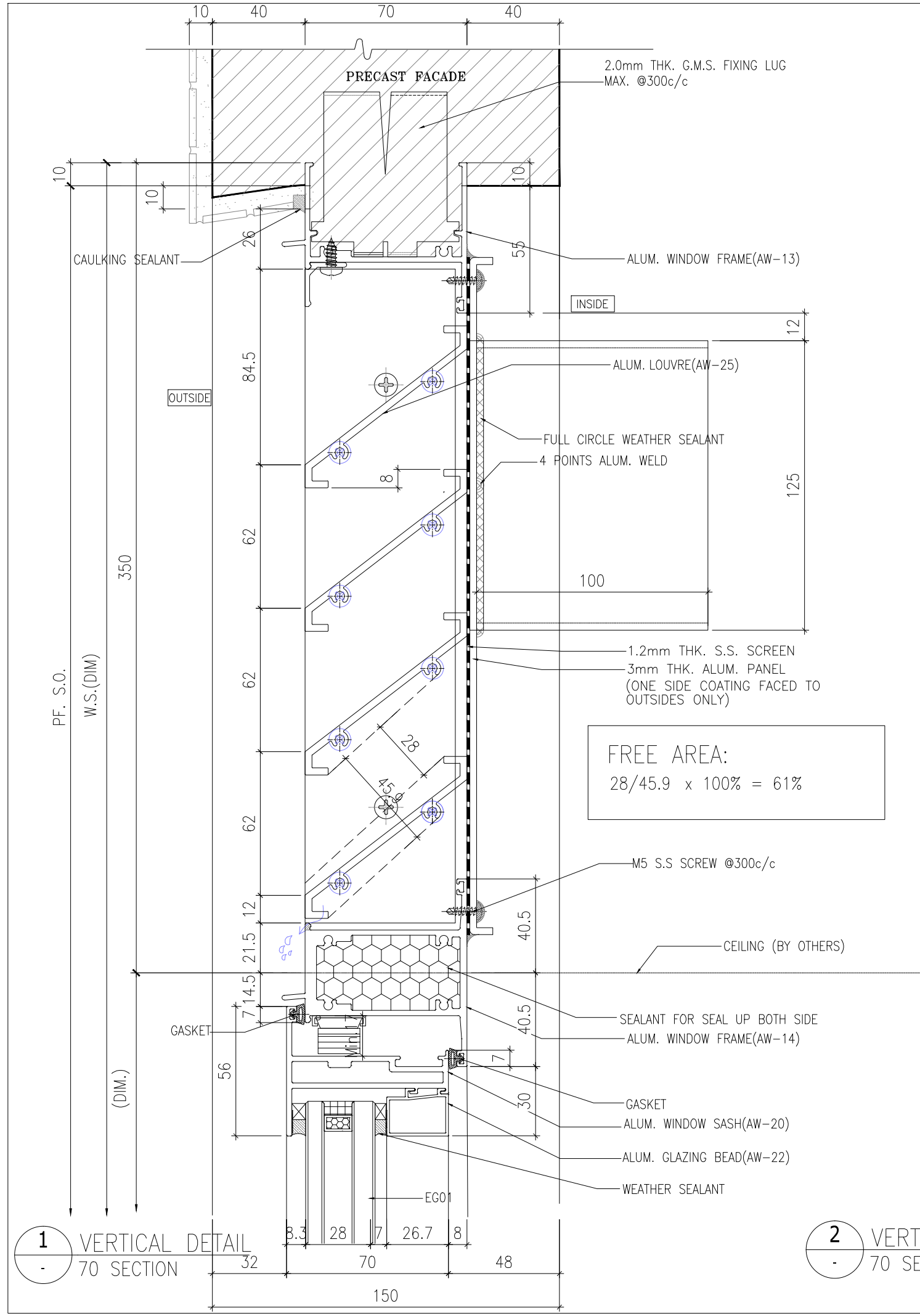
- ALL DIMENSIONS ARE IN mm.
- ALL ELEVATIONS ARE VIEWED FROM OUTSIDE.
- ALL DIMENSIONS TO BE VERIFIED ON SITE BEFORE FABRICATION.

LEGEND :

x1 - DETAIL MARK NO.  
x001 - REFER SHEET NO.

- F.F.L. -- FINISHED FLOOR LEVEL
- S.F.L. -- STRUCTURAL FLOOR LEVEL
- (R) -- REVERSED DETAIL
- GLASS LEGEND  
T605 -- 8mmHS LIGHT BLUE TINTED GLASS  
EG01 -- 8mmHS CLEAR GLASS +12A  
+10mmHT CLEAR GLASS (IGU)  
BHS -- 8mmHS CLEAR GLASS

A	01/08/2024	GENERAL REVISION	Ivan
NO.	DATE	REVISED	BY
JOB NO. : J-861			
PROJECT : PROPOSED RESIDENTIAL DEVELOPMENT AT NOS. 3-6 GLENEALY, CENTRAL, HONG KONG			
TITLE : TYPICAL DETAILS FOR PRECAST WINDOW			
DATE : 26-06-24	SCALE : 1:2 @A3		
DRAWN BY : IVAN	CHECKED BY :		
<b>美特鋁質有限公司</b> MIDI ALUMINIUM FABRICATOR LTD. Units 6-8, Sunray Industrial Centre, 1/F 610 Cha Kwo Ling Road, Kowloon Tel:23489211-4 Fax:(852)2727666			
DWG NO. : J861-SD-PW-3003	REV. : A		



B.D. REF :

WONG TUNG & PARTNERS LTD.	
APPROVED	
APPROVED AS NOTED	
APPROVED AS NOTED & RESUBMIT	
RESUBMIT	
NO COMMENT	
REFER OTHER CONSULTANT'S COMMENTS	
Reviewed for compliance with the design intent. Comments made shall apply to all similar conditions & details, not just the ones cited.	
The approval shall not be construed as relieving the contractor for compliance with the contract documents & requirements.	
Reviewed By	Date

CLIENT : Pacific Century Premium Developments 盈科大衍地產發展

ARCHITECT : WONG TUNG & PARTNERS LIMITED ARCHITECTS & PLANNERS

MAIN CONTRACTOR : 顯利工程有限公司 HIEN LEE ENGINEERING CO., LTD.

STRUCTURAL ENGINEER : SYW & ASSOCIATES LTD. 蘇賢偉建築工程師

FACADE CONSULTANT:

NOTE :

- ALL DIMENSIONS ARE IN mm.
- ALL ELEVATIONS ARE VIEWED FROM OUTSIDE.
- ALL DIMENSIONS TO BE VERIFIED ON SITE BEFORE FABRICATION.

LEGEND :

x1 - DETAIL MARK NO.  
x001 - REFER SHEET NO.

- F.F.L. -- FINISHED FLOOR LEVEL
- S.F.L. -- STRUCTURAL FLOOR LEVEL
- (R) -- REVERSED DETAIL
- GLASS LEGEND  
T605 -- 8mmHS LIGHT BLUE TINTED GLASS  
EG01 -- 8mmHS CLEAR GLASS +12A  
+10mmMT CLEAR GLASS (IGU)  
BHS -- 8mmHS CLEAR GLASS

A	01/08/2024	GENERAL REVISION	Ivan
NO.	DATE	REVISED	BY

JOB NO. : J-861

PROJECT : PROPOSED RESIDENTIAL DEVELOPMENT AT NOS. 3-6 GLENEALY, CENTRAL, HONG KONG

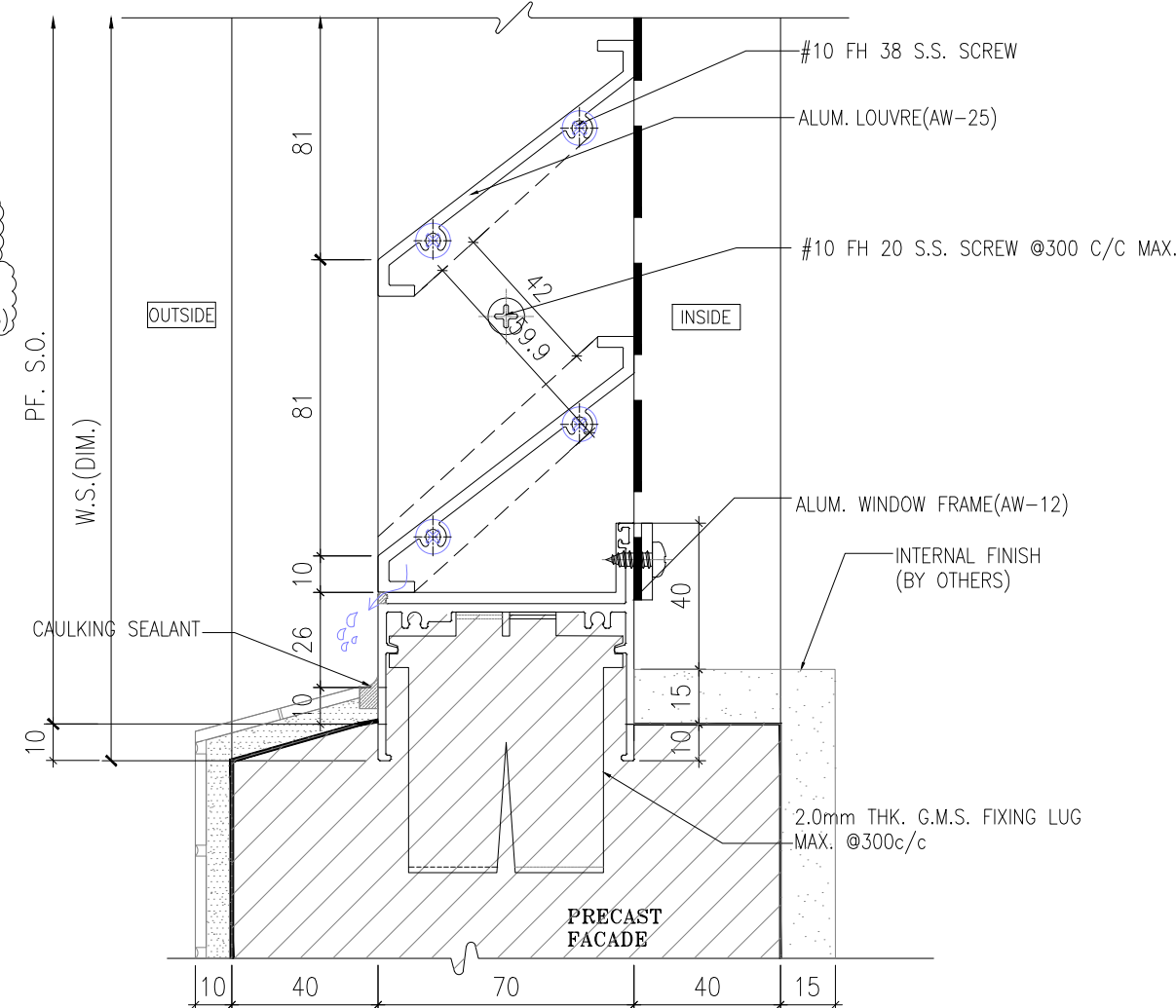
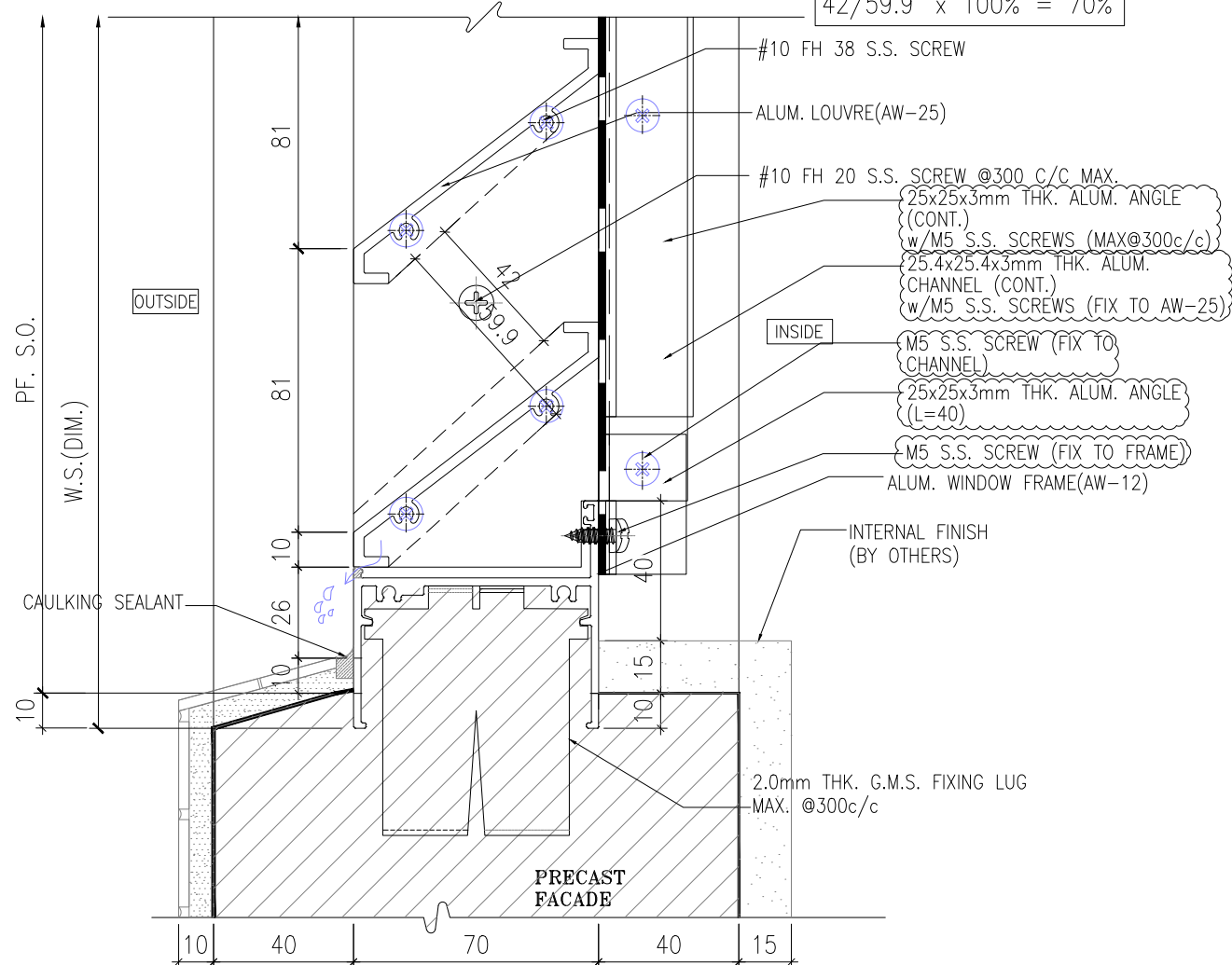
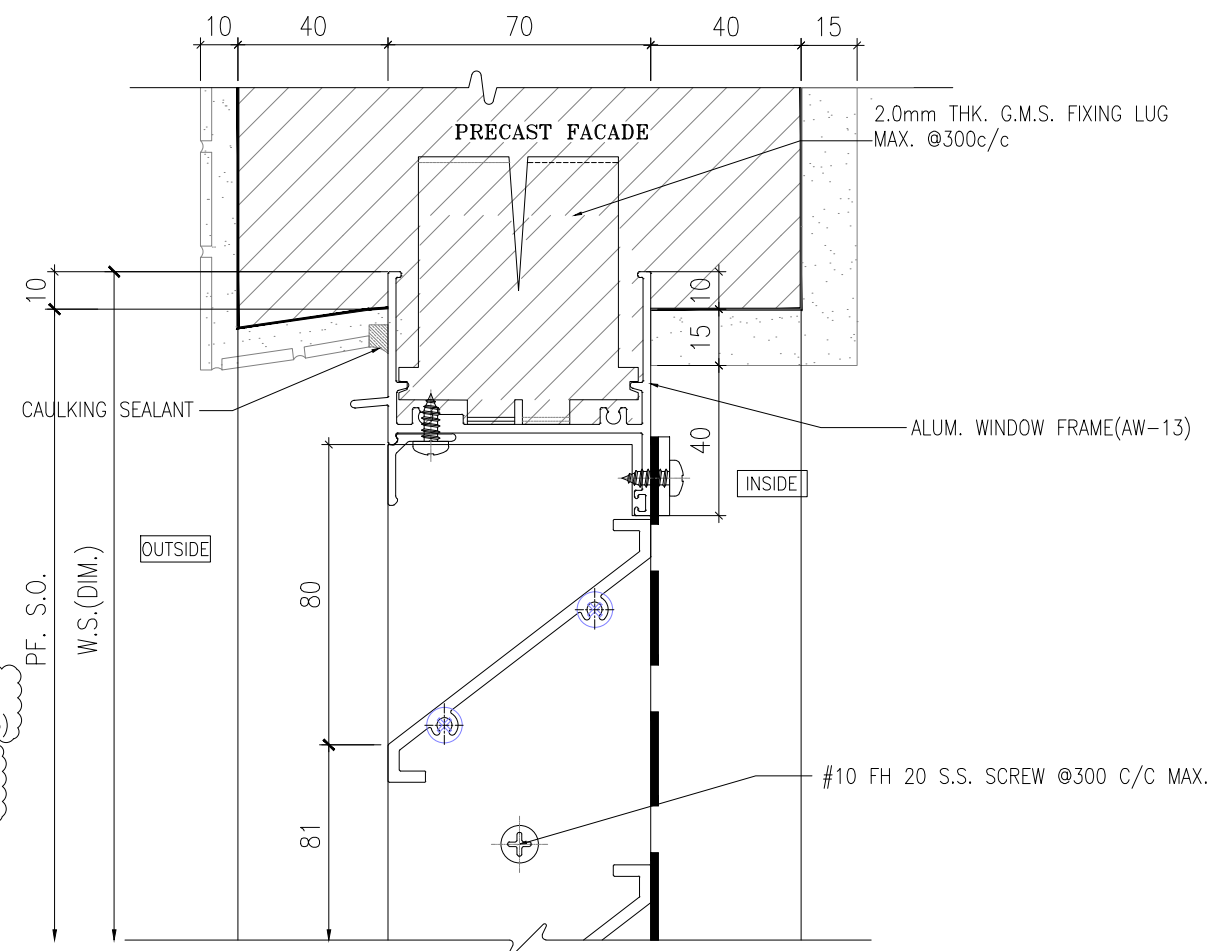
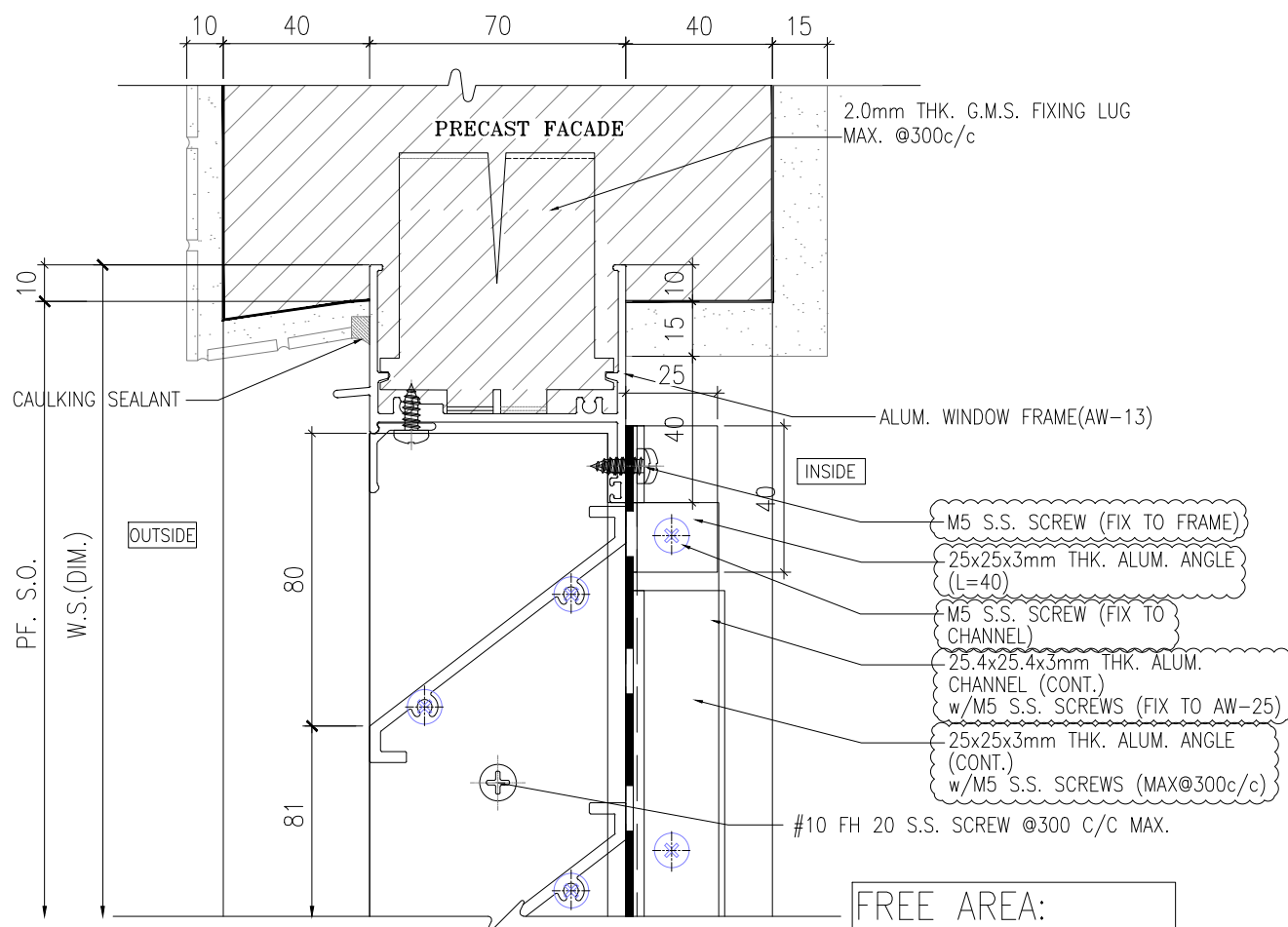
TITLE : TYPICAL DETAILS FOR PRECAST WINDOW

DATE : 26-06-24 SCALE : 1:2 @A3

DRAWN BY : IVAN CHECKED BY :

MIDI ALUMINIUM FABRICATOR LTD.  
Units 6-8, Sunray Industrial Centre, 1/F  
610 Cha Kwo Ling Road, Kowloon  
Tel:23489211-4 Fax:(852)2727666

DWG NO. : J861-SD-PW-3004 REV. : A



1 VERTICAL DETAIL  
70 SECTION

2 VERTICAL DETAIL  
70 SECTION

B.D. REF :

WONG TUNG & PARTNERS LTD.	
APPROVED	
APPROVED AS NOTED	
APPROVED AS NOTED & RESUBMIT	
RESUBMIT	
NO COMMENT	
REFER OTHER CONSULTANT'S COMMENTS	
Reviewed for compliance with the design intent. Comments made shall apply to all similar conditions & details, not just the ones cited.	
The approval shall not be construed as relieving the contractor for compliance with the contract documents & requirements.	
Reviewed By	Date

CLIENT :  
Pacific Century  
Premium Developments  
盈科大衍地產發展

ARCHITECT :  
WONG TUNG & PARTNERS LIMITED  
ARCHITECTS & PLANNERS

MAIN CONTRACTOR :  
顯利工程有限公司  
HIEN LEE ENGINEERING CO., LTD.

STRUCTURAL ENGINEER :  
SYW & ASSOCIATES LTD.  
REGISTERED ENGINEERS & AUTHORIZED PERSONS  
邵賢偉建築工程師

FACADE CONSULTANT:

- NOTE :
1. ALL DIMENSIONS ARE IN mm.
  2. ALL ELEVATIONS ARE VIEWED FROM OUTSIDE.
  3. ALL DIMENSIONS TO BE VERIFIED ON SITE BEFORE FABRICATION.
- LEGEND :
- x1 - DETAIL MARK NO.
  - x001 - REFER SHEET NO.
  - 1. F.F.L. -- FINISHED FLOOR LEVEL
  - 2. S.F.L. -- STRUCTURAL FLOOR LEVEL
  - 3. (R) -- REVERSED DETAIL
  - 4. GLASS LEGEND
    - T005 -- 8mmHS LIGHT BLUE TINTED GLASS
    - EG01 -- 8mmHS CLEAR GLASS +12A
    - +10mmHT CLEAR GLASS (IGU)
    - BHS -- 8mmHS CLEAR GLASS

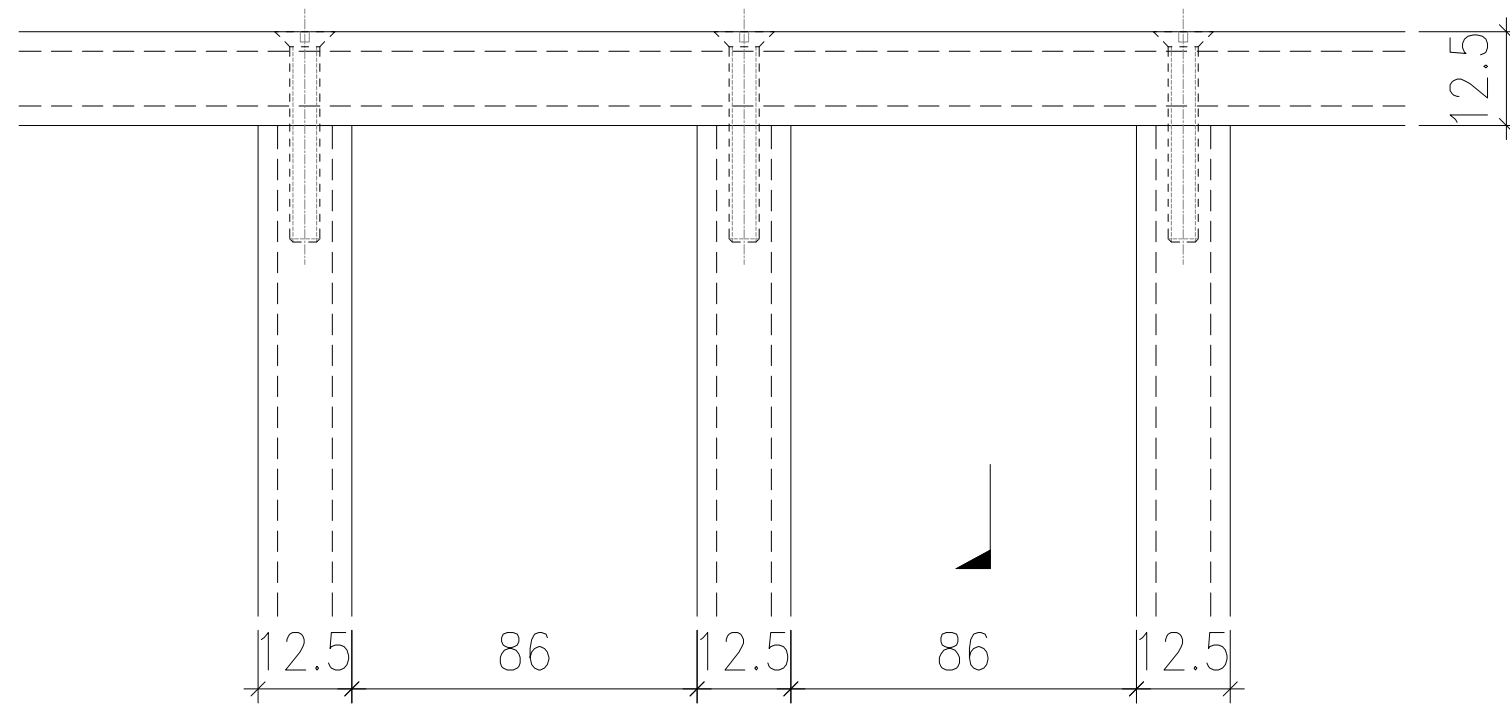
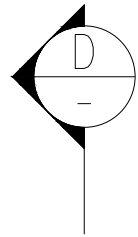
B	16/09/2024	GENERAL REVISION	MN
A	01/08/2024	GENERAL REVISION	Ivan
No.	DATE	REVISED	BY

JOB NO. : J-861  
PROJECT : PROPOSED RESIDENTIAL DEVELOPMENT AT NOS. 3-6 GLENEALY, CENTRAL, HONG KONG

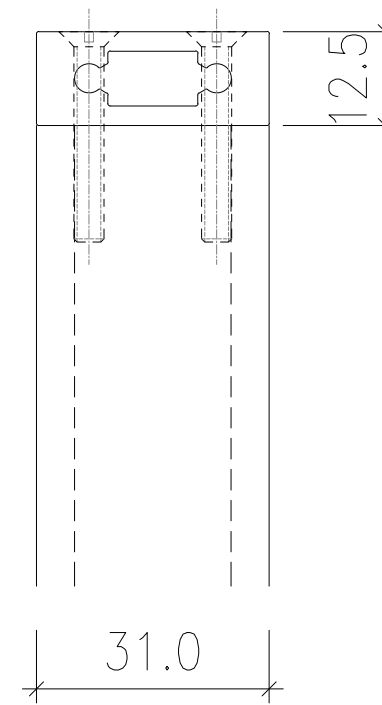
TITLE : TYPICAL DETAILS FOR PRECAST WINDOW

DATE : 26-06-24 SCALE : 1:2 @A3  
DRAWN BY : IVAN CHECKED BY :

美特鋁質有限公司  
MIDI ALUMINIUM FABRICATOR LTD.  
Units 6-8, Sunray Industrial Centre, 1/F  
610 Cha Kwo Ling Road, Kowloon  
Tel:23489211-4 Fax:(852)2727666  
DWG NO. : J861-SD-PW-3005 REV. : B



**A** TYPICAL CORNER DETAIL  
- 70 SECTION



SECTION B

B.D. REF :

WONG TUNG & PARTNERS LTD.	
APPROVED	
APPROVED AS NOTED	
APPROVED AS NOTED & RESUBMIT	
RESUBMIT	
NO COMMENT	
REFER OTHER CONSULTANT'S COMMENTS	
Reviewed for compliance with the design intent. Comments made shall apply to all similar conditions & details, not just the ones cited.	
The approval shall not be construed as relieving the contractor for compliance with the contract documents & requirements.	
Reviewed By	Date
( )	( )

CLIENT :  
 Pacific Century Premium Developments  
 盈科大衍地產發展

ARCHITECT :  
 WONG TUNG & PARTNERS LIMITED  
 ARCHITECTS & PLANNERS

MAIN CONTRACTOR :  
 顯利工程有限公司  
 HIEN LEE ENGINEERING CO., LTD.

STRUCTURAL ENGINEER :  
 SYW & ASSOCIATES LTD.  
 CHARTERED ENGINEERS & AUTHORIZED PERSONS  
 專業建築師工程師

FAÇADE CONSULTANT:

- NOTE :
1. ALL DIMENSIONS ARE IN mm.
  2. ALL ELEVATIONS ARE VIEWED FROM OUTSIDE.
  3. ALL DIMENSIONS TO BE VERIFIED ON SITE BEFORE FABRICATION.

- LEGEND :
- (x1) — DETAIL MARK NO.
  - (x001) — REFER SHEET NO.
  - 1. F.F.L. — FINISHED FLOOR LEVEL
  - 2. S.F.L. — STRUCTURAL FLOOR LEVEL
  - 3. (R) — REVERSED DETAIL
  - 4. GLASS LEGEND
    - TG05 — 8mmHS LIGHT BLUE TINTED GLASS
    - EG01 — 8mmHS CLEAR GLASS +12A
    - +10mmHT CLEAR GLASS (IGU)
    - BHS — 8mmHS CLEAR GLASS

NO.	DATE	REVISED	BY

JOB NO. : J-861  
 PROJECT : PROPOSED RESIDENTIAL DEVELOPMENT AT NOS. 3-6 GLENEALY, CENTRAL, HONG KONG

TITLE : TYPICAL DETAILS FOR PRECAST WINDOW

DATE : 26-06-24 SCALE : 1:2 @A3

DRAWN BY : IVAN CHECKED BY :

 美特鋁質有限公司  
 MIDI ALUMINIUM FABRICATOR LTD.  
 Units 6-8, Sunray Industrial Centre, 1/F  
 610 Cha Kwo Ling Road, Kowloon  
 Tel:23489211-4 Fax:(852)27727666

DWG NO. : J861-SD-PW-4001 REV. :

B.D. REF :

WONG TUNG & PARTNERS LTD.	
APPROVED	
APPROVED AS NOTED	
APPROVED AS NOTED & RESUBMIT	
RESUBMIT	
NO COMMENT	
REFER OTHER CONSULTANT'S COMMENTS	
Reviewed for compliance with the design intent. Comments made shall apply to all similar conditions & details, not just the one cited. The approval shall not be construed as relieving the contractor of compliance with the contract documents & requirements.	
Reviewed By	Date

CLIENT :

**P** Pacific Century  
Premium Developments  
盈科大衍地產發展

ARCHITECT :

**WTP** WONG TUNG & PARTNERS LIMITED  
ARCHITECTS & PLANNERS

MAIN CONTRACTOR :

顯利工程有限公司  
HIEN LEE ENGINEERING CO., LTD.

STRUCTURAL ENGINEER :

**SWW** SYW & ASSOCIATES LTD.  
STRUCTURAL ENGINEERS & ARCHITECTS

FAÇADE CONSULTANT :

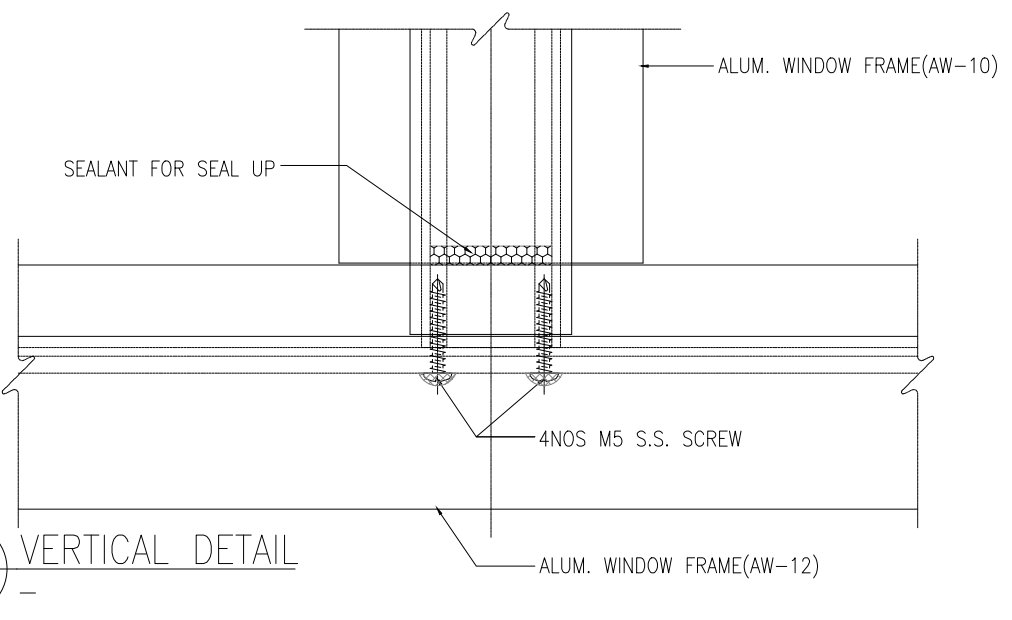
**SWW** SYW & ASSOCIATES LTD.  
FAÇADE CONSULTANTS

NOTE :

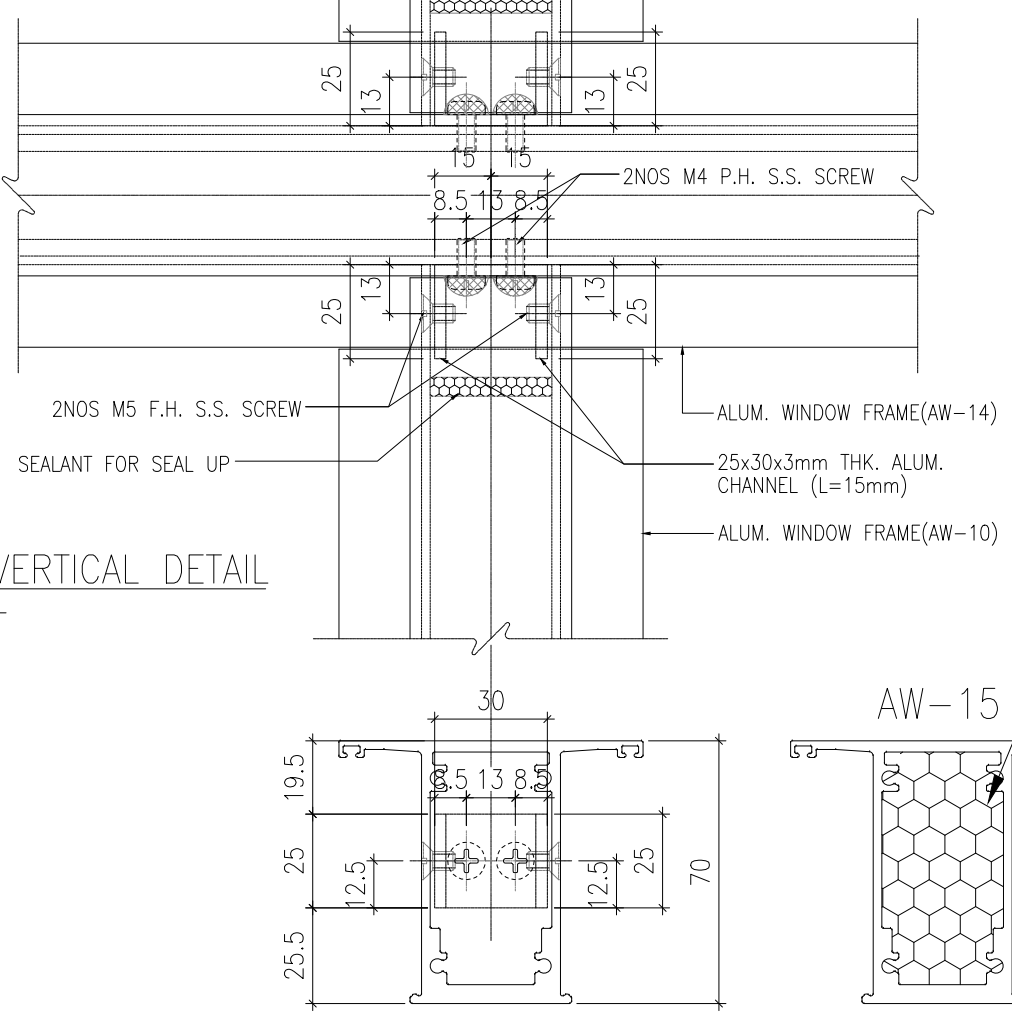
1. ALL DIMENSIONS ARE IN mm.
2. ALL ELEVATIONS ARE VIEWED FROM OUTSIDE.
3. ALL DIMENSIONS TO BE VERIFIED ON SITE BEFORE FABRICATION.

LEGEND :

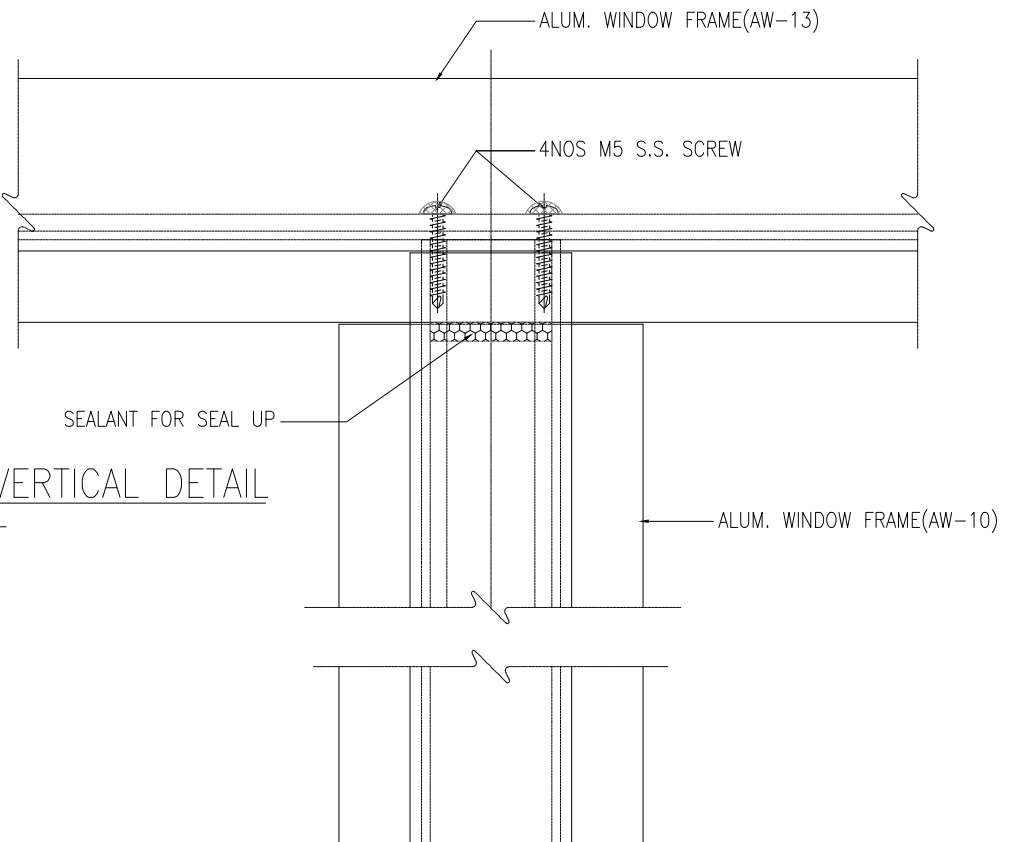
- (X1) DETAIL MARK NO.  
(X001) REFER SHEET NO.
1. F.F.L. -- FINISHED FLOOR LEVEL
  2. S.F.L. -- STRUCTURAL FLOOR LEVEL
  3. (R) -- REVERSED DETAIL
  4. GLASS LEGEND  
FG03--3mmms LIGHT BLUE TINTED GLASS  
FG01--3mmms CLEAR GLASS (12)  
FG02--3mmms CLEAR GLASS (12)  
FG04--3mmms CLEAR GLASS (6a)  
FG05--3mmms CLEAR GLASS



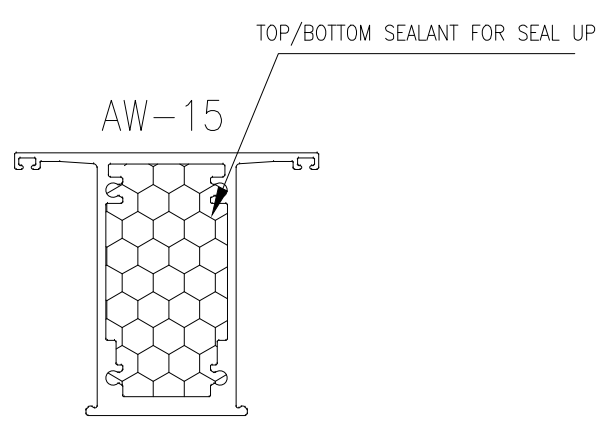
3 VERTICAL DETAIL



2 VERTICAL DETAIL



1 VERTICAL DETAIL

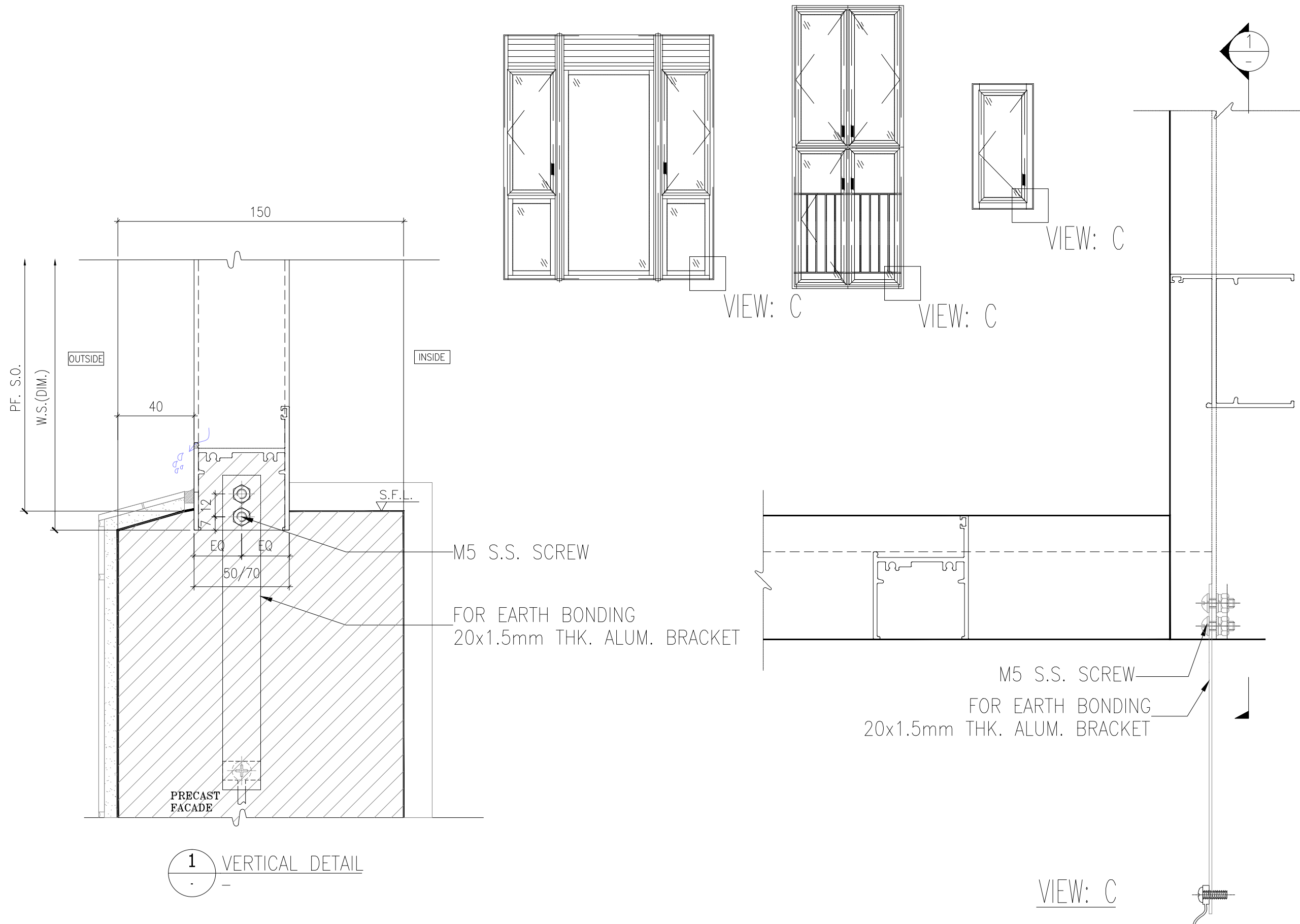


TITLE :  
TYPICAL DETAILS FOR  
PRECAST WINDOW

DATE : 26-06-24 SCALE : 1:2 @A3  
DRAWN BY : IVAN CHECKED BY :

PROJECT :  
PROPOSED RESIDENTIAL  
DEVELOPMENT AT NOS. 3-6  
GLENEALY, CENTRAL, HONG KONG

UNITED MIDD 美特鋁業有限公司  
ALUMINIUM FABRICATOR LTD.  
Units 6-8, Sunray Industrial Centre, 1/F  
610 Cho Kwong Road, Kowloon  
Tel:23489211-4 Fax:(852)27727666  
DWG NO. : JB61-SD-PW-4002 REV. :



1 VERTICAL DETAIL

VIEW: C

B.D. REF :

WONG TUNG & PARTNERS LTD.	
APPROVED	
APPROVED AS NOTED	
APPROVED AS NOTED & RESUBMIT	
RESUBMIT	
NO COMMENT	
REFER OTHER CONSULTANT'S COMMENTS	
Reviewed for compliance with the design intent. Comments made shall apply to all similar conditions & details, not just the ones cited.	
The approval shall not be construed as relieving the contractor for compliance with the contract documents & requirements.	
Reviewed By	Date
( )	( )

CLIENT :  
 Pacific Century Premium Developments  
 盈科大衍地產發展

ARCHITECT :  
 WONG TUNG & PARTNERS LIMITED  
 ARCHITECTS & PLANNERS

MAIN CONTRACTOR :  
 顯利工程有限公司  
 HIEN LEE ENGINEERING CO., LTD.

STRUCTURAL ENGINEER :  
 SYW & ASSOCIATES LTD.  
 CHARTERED ENGINEERS & AUTHORIZED PERSONS  
 專業建築師工程師

FACADE CONSULTANT:

- NOTE :
1. ALL DIMENSIONS ARE IN mm.
  2. ALL ELEVATIONS ARE VIEWED FROM OUTSIDE.
  3. ALL DIMENSIONS TO BE VERIFIED ON SITE BEFORE FABRICATION.

- LEGEND :
- x1 - DETAIL MARK NO.
  - x001 - REFER SHEET NO.

1. F.F.L. -- FINISHED FLOOR LEVEL
2. S.F.L. -- STRUCTURAL FLOOR LEVEL
3. (R) -- REVERSED DETAIL
4. GLASS LEGEND  
 TG05 -- 8mmHS LIGHT BLUE TINTED GLASS  
 EG01 -- 8mmHS CLEAR GLASS +12A  
 +10mmHT CLEAR GLASS (IGU)  
 BHS -- 8mmHS CLEAR GLASS

NO.	DATE	REVISED	BY

JOB NO. : J-861  
 PROJECT : PROPOSED RESIDENTIAL DEVELOPMENT AT NOS. 3-6 GLENEALY, CENTRAL, HONG KONG

TITLE : TYPICAL EARTHING BONDING DETAILS OF PRECAST WINDOW

DATE : 26-06-24 SCALE : 1:2 @A3  
 DRAWN BY : IVAN CHECKED BY :

美特鋁質有限公司  
 MIDI ALUMINIUM FABRICATOR LTD.  
 Units 6-8, Sunray Industrial Centre, 1/F  
 610 Cha Kwo Ling Road, Kowloon  
 Tel:23489211-4 Fax:(852)2727666

DWG NO. : J861-SD-PW-4003 REV. :