



工程指示 / 要求簡箋 ENGINEER INSTRUCTIONS(E.I.)

工程指示編號:	EI- 8219	修改版本:	H
	HK- 1760		
工程編號:	J 861	工程名稱:	己連拿利
收件人:	生統	發件人:	細佬
工程項目:	幕牆施工圖更新	日期:	27/09/2024

<input type="checkbox"/> 原合約工程包	<input type="checkbox"/> 原合約工程加 / 減賬 QT-	<input type="checkbox"/> 新工程報價 QT-
---------------------------------	--	------------------------------------

信件批核號碼/圖紙參考編號:	批核模具圖紙編號:
客戶指示附件:	管理內部批簽署:

<input type="checkbox"/> 初步鋁料 B.M.	<input type="checkbox"/> 加工拆圖, 然後生產	<input type="checkbox"/> 尺寸表
<input type="checkbox"/> 正式鋁料 B.M.	<input type="checkbox"/> 技術上資料/指示	<input type="checkbox"/> 報價
<input type="checkbox"/> 配件 B.M.	<input type="checkbox"/> 樣辦或貨品說明書	<input type="checkbox"/> 分判合約
<input type="checkbox"/> 其他:		

內容: 給技術部: 現附上幕牆最新的施工圖, 請按此先計算預留碼  備注: 是在 J:\asing\To_MIDI\J861\2024.9.24)-J861 CURTAIN WALL SHOPDRAWING 2nd SUBMISSION 的位置  完成上列要求日期: 30/09/2024
--


國內

<input type="checkbox"/> 生產技術總監	<input type="checkbox"/> 連附件	<input checked="" type="checkbox"/> 技術部	<input checked="" type="checkbox"/> 連附件	<input type="checkbox"/> 生產部	<input type="checkbox"/> 連附件
<input type="checkbox"/> 採購部	<input type="checkbox"/> 連附件	<input type="checkbox"/> 生產統籌部	<input type="checkbox"/> 連附件	<input type="checkbox"/> 報關組	<input type="checkbox"/> 連附件
<input type="checkbox"/> 質檢部	<input type="checkbox"/> 連附件	<input type="checkbox"/> 會計部	<input type="checkbox"/> 連附件	<input type="checkbox"/> 機械設計部	<input type="checkbox"/> 連附件
<input type="checkbox"/> 香港辦	<input type="checkbox"/> 連附件	<input type="checkbox"/> 其他:			

香港

<input type="checkbox"/> 行政部	<input type="checkbox"/> 連附件	<input type="checkbox"/> 會計部	<input type="checkbox"/> 連附件	<input type="checkbox"/> 統籌部	<input type="checkbox"/> 連附件	<input type="checkbox"/> 工程部	<input type="checkbox"/> 連附件
<input type="checkbox"/> 採購部	<input type="checkbox"/> 連附件	<input type="checkbox"/> QS部	<input type="checkbox"/> 連附件	<input type="checkbox"/> 地盤管理	<input type="checkbox"/> 連附件	<input type="checkbox"/> 維修部	<input type="checkbox"/> 連附件

*發件人簽署: 傳遞編號: HK-1760	*組別成員批核簽署: 項目經理簽署:
--------------------------	-----------------------



PROJECT :

PROPOSED RESIDENTIAL  
DEVELOPMENT AT  
NOS.3-6 GLENEALY, CENTRAL, HONG KONG

2

SHOPDRAWING SUBMISSION  
FOR TOWER CURTAIN WALL

DATE: 24-Sep.-24

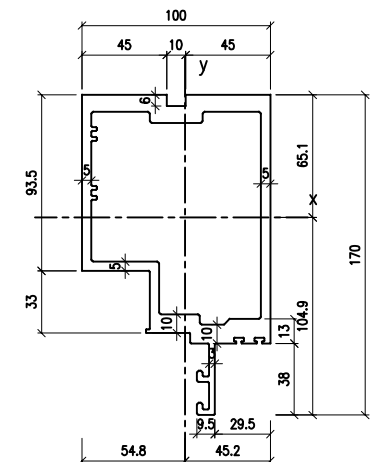
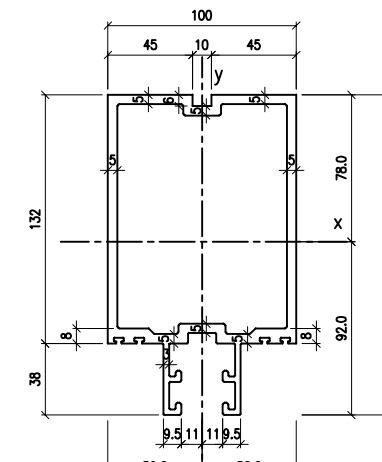
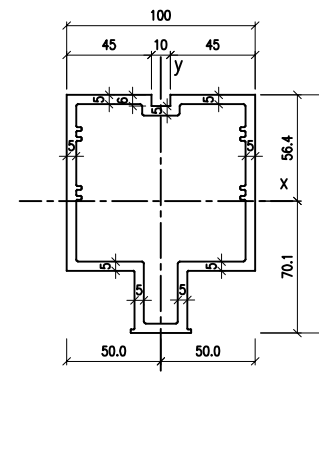
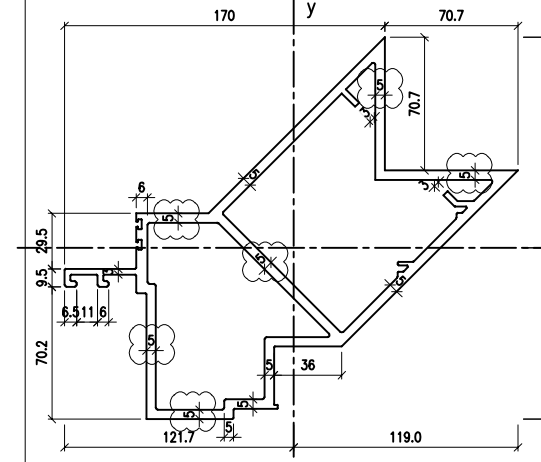
 美特鋁質有限公司  
MIDI ALUMINIUM FABRICATOR LTD.

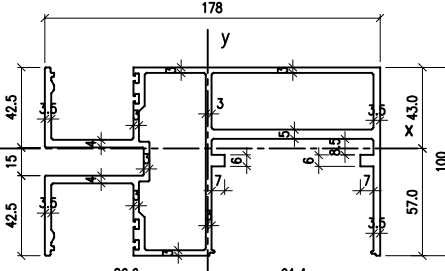
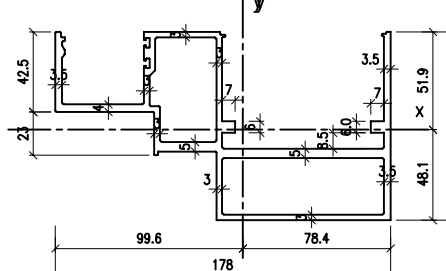
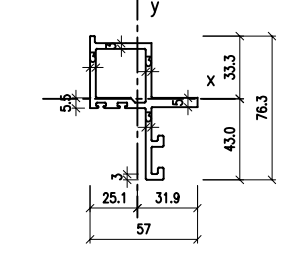
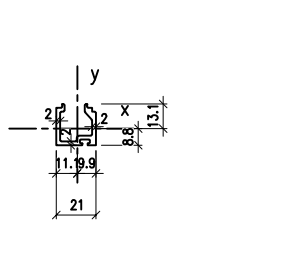
Units 6-8, Sunray Industrial Centre, 1/F  
610 Cha Kwo Ling Road, Kowloon  
Tel:23489211-4 Fax:(852)27727666

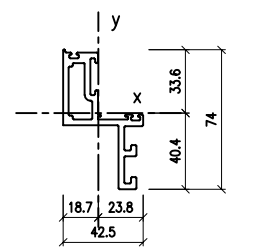
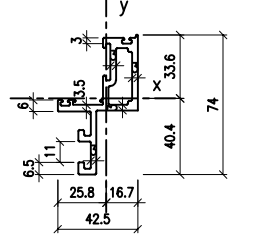
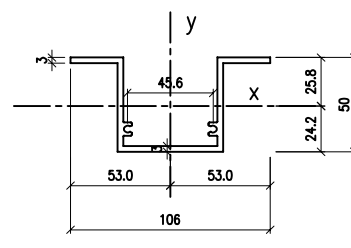
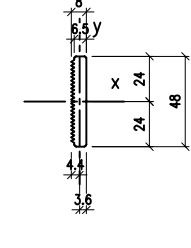






M1 --- ALUMINIUM MULLION GRADE --- 6063 T6	COATING --- PVF2 COATING	M2 --- ALUMINIUM MULLION GRADE --- 6063 T6	COATING --- PVF2 COATING	M3 --- ALUMINIUM MULLION GRADE --- 6063 T6	COATING --- PVF2 COATING	M4 --- ALUMINIUM MULLION GRADE --- 6063 T6	COATING --- PVF2 COATING
							
<b>MASS PROPERTIES (UNIT)</b> Area (mm <sup>2</sup> ): 3186.5 Perimeter (mm): 1041.6 Bounding Box - X (mm): -54.8 to 45.2 Bounding Box - Y (mm): -104.9 to 65.1 Centroid - X (mm): 0.0 Centroid - Y (mm): 0.0 Moments of inertia - X (mm <sup>4</sup> ): 8659318.2 Moments of inertia - Y (mm <sup>4</sup> ): 3644931.7 Product of inertia - XY (mm <sup>4</sup> ): 1171049.6 Radii of gyration - X (mm): 52.1 Radii of gyration - Y (mm): 33.8 Principal moments along X-Y (mm <sup>4</sup> ): 8919321.3 along [1.0 0.2] Principal moments along Y-X (mm <sup>4</sup> ): 3384928.7 along [-0.2 1.0] Elastic Modulus - Zx (mm <sup>2</sup> ): 1 / y-max= 82512.4 Elastic Modulus - Zy (mm <sup>2</sup> ): 1 / x-max= 66562.8		<b>MASS PROPERTIES (UNIT)</b> Area (mm <sup>2</sup> ): 2735.1 Perimeter (mm): 1186.3 Bounding Box - X (mm): -50.0 to 50.0 Bounding Box - Y (mm): -92.0 to 78.0 Centroid - X (mm): 0.0 Centroid - Y (mm): 0.0 Moments of inertia - X (mm <sup>4</sup> ): 8305642.5 Moments of inertia - Y (mm <sup>4</sup> ): 3766605.4 Product of inertia - XY (mm <sup>4</sup> ): 0.0 Radii of gyration - X (mm): 55.1 Radii of gyration - Y (mm): 37.1 Principal moments along X-Y (mm <sup>4</sup> ): 8305642.5 along [1.0 0.0] Principal moments along Y-X (mm <sup>4</sup> ): 3766605.4 along [0.0 1.0] Elastic Modulus - Zx (mm <sup>2</sup> ): 1 / y-max= 90261.0 Elastic Modulus - Zy (mm <sup>2</sup> ): 1 / x-max= 75332.1		<b>MASS PROPERTIES (UNIT)</b> Area (mm <sup>2</sup> ): 2281.9 Perimeter (mm): 932.8 Bounding Box - X (mm): -50.0 to 50.0 Bounding Box - Y (mm): -70.1 to 56.4 Centroid - X (mm): 0.0 Centroid - Y (mm): 0.0 Moments of inertia - X (mm <sup>4</sup> ): 4080358.3 Moments of inertia - Y (mm <sup>4</sup> ): 2861477.6 Product of inertia - XY (mm <sup>4</sup> ): 0.0 Radii of gyration - X (mm): 42.3 Radii of gyration - Y (mm): 35.4 Principal moments along X-Y (mm <sup>4</sup> ): 4080358.3 along [1.0 0.0] Principal moments along Y-X (mm <sup>4</sup> ): 2861477.6 along [0.0 1.0] Elastic Modulus - Zx (mm <sup>2</sup> ): 1 / y-max= 58188.5 Elastic Modulus - Zy (mm <sup>2</sup> ): 1 / x-max= 57229.6		<b>MASS PROPERTIES (UNIT)</b> Area (mm <sup>2</sup> ): 4099.0 Perimeter (mm): 1694.2 Bounding Box - X (mm): -121.7 to 119.0 Bounding Box - Y (mm): -90.8 to 111.9 Centroid - X (mm): 0.0 Centroid - Y (mm): 0.0 Moments of inertia - X (mm <sup>4</sup> ): 11148329.4 Moments of inertia - Y (mm <sup>4</sup> ): 14282255.0 Product of inertia - XY (mm <sup>4</sup> ): -5833622.4 Radii of gyration - X (mm): 52.2 Radii of gyration - Y (mm): 59.0 Principal moments along X-Y (mm <sup>4</sup> ): 6674884.7 along [0.8 0.6] Principal moments along Y-X (mm <sup>4</sup> ): 1875699.7 along [-0.6 0.8] Elastic Modulus - Zx (mm <sup>2</sup> ): 1 / y-max= 99654.4 Elastic Modulus - Zy (mm <sup>2</sup> ): 1 / x-max= 117363.0	

T1 --- ALUMINIUM TRANSOM GRADE --- 6063 T6	COATING --- PVF2 COATING	T2 --- ALUMINIUM TRANSOM GRADE --- 6063 T6	COATING --- PVF2 COATING	AD1 --- ALUM. GLAZING ADAPTOR GRADE --- 6063 T6	COATING --- PVF2 COATING	AD2 --- ALUM. GLAZING ADAPTOR GRADE --- 6063 T6	COATING --- PVF2 COATING
							
<b>MASS PROPERTIES (UNIT)</b> Area (mm <sup>2</sup> ): 2695.0 Perimeter (mm): 1508.6 Bounding Box - X (mm): -86.6 to 91.4 Bounding Box - Y (mm): -57.0 to 43.0 Centroid - X (mm): 0.0 Centroid - Y (mm): 0.0 Moments of inertia - X (mm <sup>4</sup> ): 2300587.5 Moments of inertia - Y (mm <sup>4</sup> ): 9175889.0 Product of inertia - XY (mm <sup>4</sup> ): -843858.6 Radii of gyration - X (mm): 29.2 Radii of gyration - Y (mm): 58.4 Principal moments along X-Y (mm <sup>4</sup> ): 2198529.2 along [1.0 0.1] Principal moments along Y-X (mm <sup>4</sup> ): 9277947.3 along [-0.1 1.0] Elastic Modulus - Zx (mm <sup>2</sup> ): 1 / y-max= 40384.4 Elastic Modulus - Zy (mm <sup>2</sup> ): 1 / x-max= 100360.3		<b>MASS PROPERTIES (UNIT)</b> Area (mm <sup>2</sup> ): 2254.6 Perimeter (mm): 1222.4 Bounding Box - X (mm): -99.6 to 78.4 Bounding Box - Y (mm): -48.1 to 51.9 Centroid - X (mm): 0.0 Centroid - Y (mm): 0.0 Moments of inertia - X (mm <sup>4</sup> ): 1851038.4 Moments of inertia - Y (mm <sup>4</sup> ): 6773884.9 Product of inertia - XY (mm <sup>4</sup> ): 1523628.9 Radii of gyration - X (mm): 28.7 Radii of gyration - Y (mm): 54.8 Principal moments along X-Y (mm <sup>4</sup> ): 1417630.1 along [1.0 -0.3] Principal moments along Y-X (mm <sup>4</sup> ): 707293.1 along [0.3 1.0] Elastic Modulus - Zx (mm <sup>2</sup> ): 1 / y-max= 35660.8 Elastic Modulus - Zy (mm <sup>2</sup> ): 1 / x-max= 68039.7		<b>MASS PROPERTIES (UNIT)</b> Area (mm <sup>2</sup> ): 694.0 Perimeter (mm): 429.2 Bounding Box - X (mm): -25.1 to 31.9 Bounding Box - Y (mm): -43.0 to 33.3 Centroid - X (mm): 0.0 Centroid - Y (mm): 0.0 Moments of inertia - X (mm <sup>4</sup> ): 268384.5 Moments of inertia - Y (mm <sup>4</sup> ): 156888.9 Product of inertia - XY (mm <sup>4</sup> ): 89381.2 Radii of gyration - X (mm): 19.7 Radii of gyration - Y (mm): 15.0 Principal moments along X-Y (mm <sup>4</sup> ): 317978.1 along [0.9 0.5] Principal moments along Y-X (mm <sup>4</sup> ): 107295.2 along [-0.5 0.9] Elastic Modulus - Zx (mm <sup>2</sup> ): 1 / y-max= 6244.0 Elastic Modulus - Zy (mm <sup>2</sup> ): 1 / x-max= 4923.0		<b>MASS PROPERTIES (UNIT)</b> Area (mm <sup>2</sup> ): 146.5 Perimeter (mm): 143.3 Bounding Box - X (mm): -11.1 to 9.9 Bounding Box - Y (mm): -8.8 to 13.1 Centroid - X (mm): 0.0 Centroid - Y (mm): 0.0 Moments of inertia - X (mm <sup>4</sup> ): 6883.1 Moments of inertia - Y (mm <sup>4</sup> ): 9139.4 Product of inertia - XY (mm <sup>4</sup> ): -112.4 Radii of gyration - X (mm): 6.9 Radii of gyration - Y (mm): 7.9 Principal moments along X-Y (mm <sup>4</sup> ): 6877.5 along [1.0 0.0] Principal moments along Y-X (mm <sup>4</sup> ): 9145.0 along [0.0 1.0] Elastic Modulus - Zx (mm <sup>2</sup> ): 1 / y-max= 524.6 Elastic Modulus - Zy (mm <sup>2</sup> ): 1 / x-max= 823.3	

AS1 --- ALUM. WINDOW SASH GRADE --- 6063 T6	COATING --- PVF2 COATING	AS2 --- ALUM. WINDOW SASH GRADE --- 6063 T6	COATING --- PVF2 COATING	AS3 --- ALUM. STIFFENER GRADE --- 6063 T6	COATING --- ALODINE	AS4 --- ALUM. SERRATE WASHER GRADE --- 6061-T6	COATING --- ALODINE
							
<b>MASS PROPERTIES (UNIT)</b> Area (mm <sup>2</sup> ): 590.0 Perimeter (mm): 394.3 Bounding Box - X (mm): -18.7 to 23.8 Bounding Box - Y (mm): -40.4 to 33.6 Centroid - X (mm): 0.0 Centroid - Y (mm): 0.0 Moments of inertia - X (mm <sup>4</sup> ): 238168.4 Moments of inertia - Y (mm <sup>4</sup> ): 99864.3 Product of inertia - XY (mm <sup>4</sup> ): 110828.7 Radii of gyration - X (mm): 20.1 Radii of gyration - Y (mm): 13.0 Principal moments along X-Y (mm <sup>4</sup> ): 298649.5 along [0.9 0.5] Principal moments along Y-X (mm <sup>4</sup> ): 38383.2 along [-0.5 0.9] Elastic Modulus - Zx (mm <sup>2</sup> ): 1 / y-max= 5893.8 Elastic Modulus - Zy (mm <sup>2</sup> ): 1 / x-max= 4189.2		<b>MASS PROPERTIES (UNIT)</b> Area (mm <sup>2</sup> ): 593.8 Perimeter (mm): 394.3 Bounding Box - X (mm): -25.8 to 16.7 Bounding Box - Y (mm): -40.4 to 33.6 Centroid - X (mm): 0.0 Centroid - Y (mm): 0.0 Moments of inertia - X (mm <sup>4</sup> ): 238333.8 Moments of inertia - Y (mm <sup>4</sup> ): 72637.9 Product of inertia - XY (mm <sup>4</sup> ): -80370.6 Radii of gyration - X (mm): 20.0 Radii of gyration - Y (mm): 11.1 Principal moments along X-Y (mm <sup>4</sup> ): 270912.1 along [0.9 -0.4] Principal moments along Y-X (mm <sup>4</sup> ): 40059.2 along [0.4 0.9] Elastic Modulus - Zx (mm <sup>2</sup> ): 1 / y-max= 5904.1 Elastic Modulus - Zy (mm <sup>2</sup> ): 1 / x-max= 2815.2		<b>MASS PROPERTIES (UNIT)</b> Area (mm <sup>2</sup> ): 637.1 Perimeter (mm): 438.5 Bounding Box - X (mm): -53.0 to 53.0 Bounding Box - Y (mm): -24.2 to 25.8 Centroid - X (mm): 0.0 Centroid - Y (mm): 0.0 Moments of inertia - X (mm <sup>4</sup> ): 234517.6 Moments of inertia - Y (mm <sup>4</sup> ): 51573.2 Product of inertia - XY (mm <sup>4</sup> ): 0.0 Radii of gyration - X (mm): 19.2 Radii of gyration - Y (mm): 28.4 Principal moments along X-Y (mm <sup>4</sup> ): 234517.6 along [1.0 0.0] Principal moments along Y-X (mm <sup>4</sup> ): 51573.2 along [0.0 1.0] Elastic Modulus - Zx (mm <sup>2</sup> ): 1 / y-max= 9105.4 Elastic Modulus - Zy (mm <sup>2</sup> ): 1 / x-max= 9727.8		<b>MASS PROPERTIES (UNIT)</b> Area (mm <sup>2</sup> ): 343.7 Perimeter (mm): 143.2 Bounding Box - X (mm): -4.4 to 3.6 Bounding Box - Y (mm): -24.0 to 24.0 Centroid - X (mm): 0.0 Centroid - Y (mm): 0.0 Moments of inertia - X (mm <sup>4</sup> ): 64737.2 Moments of inertia - Y (mm <sup>4</sup> ): 1509.7 Product of inertia - XY (mm <sup>4</sup> ): 0.0 Radii of gyration - X (mm): 13.7 Radii of gyration - Y (mm): 2.1 Principal moments along X-Y (mm <sup>4</sup> ): 64737.2 along [1.0 0.0] Principal moments along Y-X (mm <sup>4</sup> ): 1509.7 along [0.0 1.0] Elastic Modulus - Zx (mm <sup>2</sup> ): 1 / y-max= 2697.4 Elastic Modulus - Zy (mm <sup>2</sup> ): 1 / x-max= 344.2	

NOTE:  
 1. ALL DIMENSIONS ARE IN MM.  
 2. ALL ELEVATIONS ARE VIEWED FROM OUTSIDE.  
 3. ALL DIMENSIONS TO BE VERIFIED ON SITE BEFORE FABRICATION.

LEGEND:  
 X1 --- DETAIL MARK NO.  
 X001 --- REFER SHEET NO.

1. F.F.L --- FINISHED FLOOR LEVEL  
 2. S.F.L --- STRUCTURAL FLOOR LEVEL  
 3. (R) --- REVERSED DETAIL

A	16/9/2024	GENERAL REVISED	
NO.	DATE	REVISED	BY

CLIENT:  
**MILLION BASE PROPERTIES LIMITED**

ARCHITECT:  
**WONG TUNG & PARTNERS LIMITED**  
 ARCHITECTS & PLANNERS

STRUCTURAL ENGINEER:  
**SYW** | SYW & ASSOCIATES LTD.  
 邵賢偉建築工程師

MAIN CONTRACTOR:  
**顯利工程有限公司**  
 HIEN LEE ENGINEERING CO., LTD.

**美特鋁質有限公司**  
 MIDI ALUMINIUM FABRICATOR LTD.  
 Units 6-8, Sunray Industrial Centre, 1/F  
 610 Cha Kwo Ling Road, Kowloon  
 Tel:23489211-4 Fax:(852)2727666

JOB NO.: **J-861**

PROJECT:  
**PROPOSED RESIDENTIAL DEVELOPMENT AT NOS. 3-6 GLENEALY, CENTRAL, HONG KONG**

TITLE:  
**SECTION PROPERTIES FOR CURTAIN WALL**

DATE: **18-Jun-24** SCALE: **1:2(A1)**

DRAWN BY: **Asing** CHECKED BY:

DWG NO.: **J861-SD-CW-0006** REV.: **A**

**WONG TUNG & PARTNERS LTD.**

APPROVED	
APPROVED AS NOTED	
APPROVED AS NOTED & RESUBMIT	
RESUBMIT	
NO COMMENT	
REFER OTHER CONSULTANT'S COMMENTS	

Reviewed By: \_\_\_\_\_ Date: \_\_\_\_\_

C1 --- ALUMINIUM CAP GRADE --- 6063 T6	COATING --- PVF2 COATING	C2 --- ALUMINIUM CAP GRADE --- 6063 T6	COATING --- PVF2 COATING	C3 --- ALUMINIUM CAP GRADE --- 6063 T6	COATING --- PVF2 COATING	C4 --- ALUMINIUM CAP GRADE --- 6063 T5	COATING --- PVF2 COATING	C5 --- ALUMINIUM ADAPTER GRADE --- 6063 T5	COATING --- ALODINE
<b>MASS PROPERTIES (UNIT)</b>	<b>VALUES</b>	<b>MASS PROPERTIES (UNIT)</b>	<b>VALUES</b>	<b>MASS PROPERTIES (UNIT)</b>	<b>VALUES</b>	<b>MASS PROPERTIES (UNIT)</b>	<b>VALUES</b>	<b>MASS PROPERTIES (UNIT)</b>	<b>VALUES</b>
Area (mm <sup>2</sup> ):	302.5	Area (mm <sup>2</sup> ):	316.9	Area (mm <sup>2</sup> ):	294.4	Area (mm <sup>2</sup> ):	161.9	Area (mm <sup>2</sup> ):	316.9
Perimeter (mm):	197.4	Perimeter (mm):	212.8	Perimeter (mm):	197.8	Perimeter (mm):	268.1	Perimeter (mm):	225.3
Bounding Box - X (mm):	-12.6 to 29.9	Bounding Box - X (mm):	-14.9 to 30.6	Bounding Box - X (mm):	-12.5 to 25.5	Bounding Box - X (mm):	-50.0 to 50.0	Bounding Box - X (mm):	-34.2 to 34.2
Bounding Box - Y (mm):	-12.2 to 23.8	Bounding Box - Y (mm):	-13.1 to 22.9	Bounding Box - Y (mm):	-14.0 to 22.0	Bounding Box - Y (mm):	-9.3 to 2.4	Bounding Box - Y (mm):	-11.3 to 20.2
Centroid - X (mm):	0.0	Centroid - X (mm):	0.0	Centroid - X (mm):	0.0	Centroid - X (mm):	0.0	Centroid - X (mm):	0.0
Centroid - Y (mm):	0.0	Centroid - Y (mm):	0.0	Centroid - Y (mm):	0.0	Centroid - Y (mm):	0.0	Centroid - Y (mm):	0.0
Moments of inertia - X (mm <sup>4</sup> ):	44740.1	Moments of inertia - X (mm <sup>4</sup> ):	49958.6	Moments of inertia - X (mm <sup>4</sup> ):	46679.1	Moments of inertia - X (mm <sup>4</sup> ):	1373.5	Moments of inertia - X (mm <sup>4</sup> ):	26270.2
Moments of inertia - Y (mm <sup>4</sup> ):	50258.8	Moments of inertia - Y (mm <sup>4</sup> ):	53041.6	Moments of inertia - Y (mm <sup>4</sup> ):	30781.3	Moments of inertia - Y (mm <sup>4</sup> ):	130860.2	Moments of inertia - Y (mm <sup>4</sup> ):	163836.0
Product of inertia - XY (mm <sup>4</sup> ):	26947.9	Product of inertia - XY (mm <sup>4</sup> ):	30688.4	Product of inertia - XY (mm <sup>4</sup> ):	21973.3	Product of inertia - XY (mm <sup>4</sup> ):	0.0	Product of inertia - XY (mm <sup>4</sup> ):	0.0
Radii of gyration - X (mm):	12.2	Radii of gyration - X (mm):	12.6	Radii of gyration - X (mm):	12.6	Radii of gyration - X (mm):	2.9	Radii of gyration - X (mm):	9.1
Radii of gyration - Y (mm):	12.9	Radii of gyration - Y (mm):	12.9	Radii of gyration - Y (mm):	10.2	Radii of gyration - Y (mm):	28.4	Radii of gyration - Y (mm):	22.7
Principal moments along X-Y (mm <sup>4</sup> ):	20410.7 along [0.7 -0.7]	Principal moments along X-Y (mm <sup>4</sup> ):	20773.0 along [0.7 -0.7]	Principal moments along X-Y (mm <sup>4</sup> ):	62097.2 along [0.8 0.6]	Principal moments along X-Y (mm <sup>4</sup> ):	1373.5 along [1.0 0.0]	Principal moments along X-Y (mm <sup>4</sup> ):	26270.2 along [1.0 0.0]
Principal moments along Y-X (mm <sup>4</sup> ):	74588.2 along [0.7 0.7]	Principal moments along Y-X (mm <sup>4</sup> ):	82227.2 along [0.7 0.7]	Principal moments along Y-X (mm <sup>4</sup> ):	15363.3 along [-0.6 0.8]	Principal moments along Y-X (mm <sup>4</sup> ):	130860.2 along [0.0 1.0]	Principal moments along Y-X (mm <sup>4</sup> ):	163836.0 along [0.0 1.0]
Elastic Modulus - Zx (mm <sup>2</sup> ):	I / y-max= 1882.6	Elastic Modulus - Zx (mm <sup>2</sup> ):	I / y-max= 2182.2	Elastic Modulus - Zx (mm <sup>2</sup> ):	I / y-max= 2121.1	Elastic Modulus - Zx (mm <sup>2</sup> ):	I / y-max= 147.9	Elastic Modulus - Zx (mm <sup>2</sup> ):	I / y-max= 1302.4
Elastic Modulus - Zy (mm <sup>2</sup> ):	J / x-max= 1678.9	Elastic Modulus - Zy (mm <sup>2</sup> ):	J / x-max= 1734.5	Elastic Modulus - Zy (mm <sup>2</sup> ):	J / x-max= 1206.0	Elastic Modulus - Zy (mm <sup>2</sup> ):	J / x-max= 2617.2	Elastic Modulus - Zy (mm <sup>2</sup> ):	J / x-max= 4788.5

C6 --- ALUMINIUM CAP GRADE --- 6063 T5	COATING --- PVF2 COATING	C7 --- ALUMINIUM CAP GRADE --- 6063 T5	COATING --- PVF2 COATING	C8 --- ALUMINIUM ADAPTER GRADE --- 6063 T5	COATING --- ALODINE	C9 --- ALUMINIUM CAP GRADE --- 6063 T5	COATING --- PVF2 COATING	C10 --- ALUMINIUM ADAPTER GRADE --- 6063 T5	COATING --- ALODINE
<b>MASS PROPERTIES (UNIT)</b>	<b>VALUES</b>	<b>MASS PROPERTIES (UNIT)</b>	<b>VALUES</b>	<b>MASS PROPERTIES (UNIT)</b>	<b>VALUES</b>	<b>MASS PROPERTIES (UNIT)</b>	<b>VALUES</b>	<b>MASS PROPERTIES (UNIT)</b>	<b>VALUES</b>
Area (mm <sup>2</sup> ):	128.4	Area (mm <sup>2</sup> ):	233.5	Area (mm <sup>2</sup> ):	370.0	Area (mm <sup>2</sup> ):	185.5	Area (mm <sup>2</sup> ):	250.0
Perimeter (mm):	188.5	Perimeter (mm):	386.7	Perimeter (mm):	263.3	Perimeter (mm):	306.7	Perimeter (mm):	183.3
Bounding Box - X (mm):	-43.2 to 44.4	Bounding Box - X (mm):	-57.0 to 57.0	Bounding Box - X (mm):	-55.8 to 55.8	Bounding Box - X (mm):	-37.0 to 37.0	Bounding Box - X (mm):	-35.8 to 35.8
Bounding Box - Y (mm):	-0.8 to 3.1	Bounding Box - Y (mm):	-30.9 to 9.1	Bounding Box - Y (mm):	-4.7 to 7.8	Bounding Box - Y (mm):	-28.7 to 11.3	Bounding Box - Y (mm):	-4.8 to 7.7
Centroid - X (mm):	0.0	Centroid - X (mm):	0.0	Centroid - X (mm):	0.0	Centroid - X (mm):	0.0	Centroid - X (mm):	0.0
Centroid - Y (mm):	0.0	Centroid - Y (mm):	0.0	Centroid - Y (mm):	0.0	Centroid - Y (mm):	0.0	Centroid - Y (mm):	0.0
Moments of inertia - X (mm <sup>4</sup> ):	51.1	Moments of inertia - X (mm <sup>4</sup> ):	36231.0	Moments of inertia - X (mm <sup>4</sup> ):	892.7	Moments of inertia - X (mm <sup>4</sup> ):	31859.5	Moments of inertia - X (mm <sup>4</sup> ):	796.1
Moments of inertia - Y (mm <sup>4</sup> ):	87707.3	Moments of inertia - Y (mm <sup>4</sup> ):	455483.8	Moments of inertia - Y (mm <sup>4</sup> ):	439284.8	Moments of inertia - Y (mm <sup>4</sup> ):	168443.3	Moments of inertia - Y (mm <sup>4</sup> ):	125825.5
Product of inertia - XY (mm <sup>4</sup> ):	113.7	Product of inertia - XY (mm <sup>4</sup> ):	0.0	Product of inertia - XY (mm <sup>4</sup> ):	0.0	Product of inertia - XY (mm <sup>4</sup> ):	0.0	Product of inertia - XY (mm <sup>4</sup> ):	0.0
Radii of gyration - X (mm):	0.6	Radii of gyration - X (mm):	12.5	Radii of gyration - X (mm):	1.6	Radii of gyration - X (mm):	13.1	Radii of gyration - X (mm):	1.8
Radii of gyration - Y (mm):	26.1	Radii of gyration - Y (mm):	44.2	Radii of gyration - Y (mm):	34.5	Radii of gyration - Y (mm):	30.1	Radii of gyration - Y (mm):	22.4
Principal moments along X-Y (mm <sup>4</sup> ):	50.9 along [1.0 0.0]	Principal moments along X-Y (mm <sup>4</sup> ):	36231.0 along [1.0 0.0]	Principal moments along X-Y (mm <sup>4</sup> ):	892.7 along [1.0 0.0]	Principal moments along X-Y (mm <sup>4</sup> ):	31859.5 along [1.0 0.0]	Principal moments along X-Y (mm <sup>4</sup> ):	796.1 along [1.0 0.0]
Principal moments along Y-X (mm <sup>4</sup> ):	87707.3 along [0.0 1.0]	Principal moments along Y-X (mm <sup>4</sup> ):	455483.8 along [0.0 1.0]	Principal moments along Y-X (mm <sup>4</sup> ):	439284.8 along [0.0 1.0]	Principal moments along Y-X (mm <sup>4</sup> ):	168443.3 along [0.0 1.0]	Principal moments along Y-X (mm <sup>4</sup> ):	125825.5 along [0.0 1.0]
Elastic Modulus - Zx (mm <sup>2</sup> ):	I / y-max= 16.4	Elastic Modulus - Zx (mm <sup>2</sup> ):	I / y-max= 1172.5	Elastic Modulus - Zx (mm <sup>2</sup> ):	I / y-max= 114.4	Elastic Modulus - Zx (mm <sup>2</sup> ):	I / y-max= 1110.1	Elastic Modulus - Zx (mm <sup>2</sup> ):	I / y-max= 103.2
Elastic Modulus - Zy (mm <sup>2</sup> ):	J / x-max= 1974.9	Elastic Modulus - Zy (mm <sup>2</sup> ):	J / x-max= 7990.9	Elastic Modulus - Zy (mm <sup>2</sup> ):	J / x-max= 7872.5	Elastic Modulus - Zy (mm <sup>2</sup> ):	J / x-max= 4552.5	Elastic Modulus - Zy (mm <sup>2</sup> ):	J / x-max= 3514.7

C11 --- ALUMINIUM CAP GRADE --- 6063 T5	COATING --- PVF2 COATING	C12 --- ALUMINIUM ADAPTER GRADE --- 6063 T5	COATING --- ALODINE	C13 --- ALUMINIUM GRILLE GRADE --- 6063 T5	COATING --- PVF2 COATING
<b>MASS PROPERTIES (UNIT)</b>	<b>VALUES</b>	<b>MASS PROPERTIES (UNIT)</b>	<b>VALUES</b>	<b>MASS PROPERTIES (UNIT)</b>	<b>VALUES</b>
Area (mm <sup>2</sup> ):	219.1	Area (mm <sup>2</sup> ):	334.0	Area (mm <sup>2</sup> ):	338.5
Perimeter (mm):	362.7	Perimeter (mm):	239.3	Perimeter (mm):	239.9
Bounding Box - X (mm):	-51.0 to 51.0	Bounding Box - X (mm):	-49.8 to 49.8	Bounding Box - X (mm):	-17.5 to 17.5
Bounding Box - Y (mm):	-30.3 to 9.7	Bounding Box - Y (mm):	-4.7 to 7.8	Bounding Box - Y (mm):	-10.0 to 10.0
Centroid - X (mm):	0.0	Centroid - X (mm):	0.0	Centroid - X (mm):	0.0
Centroid - Y (mm):	0.0	Centroid - Y (mm):	0.0	Centroid - Y (mm):	0.0
Moments of inertia - X (mm <sup>4</sup> ):	35120.4	Moments of inertia - X (mm <sup>4</sup> ):	864.3	Moments of inertia - X (mm <sup>4</sup> ):	16920.7
Moments of inertia - Y (mm <sup>4</sup> ):	351500.9	Moments of inertia - Y (mm <sup>4</sup> ):	318537.3	Moments of inertia - Y (mm <sup>4</sup> ):	49416.6
Product of inertia - XY (mm <sup>4</sup> ):	0.0	Product of inertia - XY (mm <sup>4</sup> ):	0.0	Product of inertia - XY (mm <sup>4</sup> ):	0.0
Radii of gyration - X (mm):	12.7	Radii of gyration - X (mm):	1.6	Radii of gyration - X (mm):	7.1
Radii of gyration - Y (mm):	40.0	Radii of gyration - Y (mm):	30.9	Radii of gyration - Y (mm):	12.1
Principal moments along X-Y (mm <sup>4</sup> ):	35120.4 along [1.0 0.0]	Principal moments along X-Y (mm <sup>4</sup> ):	864.3 along [1.0 0.0]	Principal moments along X-Y (mm <sup>4</sup> ):	16920.7 along [1.0 0.0]
Principal moments along Y-X (mm <sup>4</sup> ):	351500.9 along [0.0 1.0]	Principal moments along Y-X (mm <sup>4</sup> ):	318537.3 along [0.0 1.0]	Principal moments along Y-X (mm <sup>4</sup> ):	49416.6 along [0.0 1.0]
Elastic Modulus - Zx (mm <sup>2</sup> ):	I / y-max= 1157.5	Elastic Modulus - Zx (mm <sup>2</sup> ):	I / y-max= 111.0	Elastic Modulus - Zx (mm <sup>2</sup> ):	I / y-max= 1692.1
Elastic Modulus - Zy (mm <sup>2</sup> ):	J / x-max= 6892.2	Elastic Modulus - Zy (mm <sup>2</sup> ):	J / x-max= 6396.3	Elastic Modulus - Zy (mm <sup>2</sup> ):	J / x-max= 2823.8

**NOTE:**  
1. ALL DIMENSIONS ARE IN mm.  
2. ALL ELEVATIONS ARE VIEWED FROM OUTSIDE.  
3. ALL DIMENSIONS TO BE VERIFIED ON SITE BEFORE FABRICATION.

**LEGEND:**  
X1 --- DETAIL MARK NO.  
X001 --- REFER SHEET NO.

1. F.F.L --- FINISHED FLOOR LEVEL  
2. S.F.L --- STRUCTURAL FLOOR LEVEL  
3. (R) --- REVERSED DETAIL

A	16/9/2024	GENERAL REVISED	
NO.	DATE	REVISED	BY

**CLIENT:**  
**MILLION BASE PROPERTIES LIMITED**

**ARCHITECT:**  
**WONG TUNG & PARTNERS LIMITED**  
ARCHITECTS & PLANNERS

**STRUCTURAL ENGINEER:**  
**SYW** | SYW & ASSOCIATES LTD.  
CORPORATE ENGINEERS & AUTHORIZED PERSONS  
邵賢偉建築工程師

**MAIN CONTRACTOR:**  
**顯利工程有限公司**  
HIEN LEE ENGINEERING CO., LTD.

**美特鋁質有限公司**  
**MIDI** ALUMINIUM FABRICATOR LTD.  
Units 6-8, Sunray Industrial Centre, 1/F  
610 Cha Kwo Ling Road, Kowloon  
Tel:23489211-4 Fax:(852)2727666

**JOB NO.:** J-861

**PROJECT:**  
**PROPOSED RESIDENTIAL DEVELOPMENT AT NOS. 3-6 GLENEALY, CENTRAL, HONG KONG**

**TITLE:**  
**SECTION PROPERTIES FOR CURTAIN WALL**

**DATE:** 18-Jun.-24 **SCALE:** 1:2(A1)

**DRAWN BY:** Asing **CHECKED BY:**

**DWG NO.:** J861-SD-CW-0007 **REV.:** A

<b>WONG TUNG &amp; PARTNERS LTD.</b>	
APPROVED	
APPROVED AS NOTED	
APPROVED AS NOTED & RESUBMIT	
RESUBMIT	
NO COMMENT	
REFER OTHER CONSULTANT'S COMMENTS	
Reviewed for compliance with the design intent. Comments made shall apply as all similar conditions a detail, not just the one noted.	
This approval shall not be construed as relieving the contractor of compliance with the contract documents & requirements.	
Reviewed By	Date

AH1 --- ALUMINIUM HOLLOW GRADE --- 6063 T6	COATING --- PVF2 COATING	AH2 --- ALUMINIUM HOLLOW GRADE --- 6063 T6	COATING --- PVF2 COATING	AH3 --- ALUMINIUM HOLLOW GRADE --- 6063 T6	COATING --- PVF2 COATING	AH4 --- ALUMINIUM HOLLOW GRADE --- 6063 T6	COATING --- PVF2 COATING	AH5 --- ALUMINIUM HOLLOW GRADE --- 6063 T6	COATING --- PVF2 COATING																																																																																																																																																																
150x50x5mm THK. ALUM. R.H.S.		38x30x2.5mm THK. ALUM. R.H.S.		25x25x2mm THK. ALUM. S.H.S.		25x15x2mm THK. ALUM. S.H.S.		50x25x2mm THK. ALUM. S.H.S.																																																																																																																																																																	
<table border="1"> <thead> <tr><th>MASS PROPERTIES (UNIT)</th><th>VALUES</th></tr> </thead> <tbody> <tr><td>Area (mm<sup>2</sup>):</td><td>1899.8</td></tr> <tr><td>Perimeter (mm):</td><td>758.8</td></tr> <tr><td>Bounding Box - X (mm):</td><td>-75.0 to 75.0</td></tr> <tr><td>Bounding Box - Y (mm):</td><td>-25.0 to 25.0</td></tr> <tr><td>Centroid - X (mm):</td><td>0.0</td></tr> <tr><td>Centroid - Y (mm):</td><td>0.0</td></tr> <tr><td>Moments of inertia - X (mm<sup>4</sup>):</td><td>815714.1</td></tr> <tr><td>Moments of inertia - Y (mm<sup>4</sup>):</td><td>4914797.8</td></tr> <tr><td>Product of inertia - XY (mm<sup>4</sup>):</td><td>0.0</td></tr> <tr><td>Radii of gyration - X (mm):</td><td>20.7</td></tr> <tr><td>Radii of gyration - Y (mm):</td><td>50.9</td></tr> <tr><td>Principal moments along X-Y (mm<sup>4</sup>):</td><td>815714.1 along [1.0 0.0]</td></tr> <tr><td>Principal moments along Y-X (mm<sup>4</sup>):</td><td>4914797.8 along [0.0 1.0]</td></tr> <tr><td>Elastic Modulus - Zx (mm<sup>2</sup>):</td><td>I / y-max= 32628.6</td></tr> <tr><td>Elastic Modulus - Zy (mm<sup>2</sup>):</td><td>J / x-max= 65530.6</td></tr> </tbody> </table>		MASS PROPERTIES (UNIT)	VALUES	Area (mm <sup>2</sup> ):	1899.8	Perimeter (mm):	758.8	Bounding Box - X (mm):	-75.0 to 75.0	Bounding Box - Y (mm):	-25.0 to 25.0	Centroid - X (mm):	0.0	Centroid - Y (mm):	0.0	Moments of inertia - X (mm <sup>4</sup> ):	815714.1	Moments of inertia - Y (mm <sup>4</sup> ):	4914797.8	Product of inertia - XY (mm <sup>4</sup> ):	0.0	Radii of gyration - X (mm):	20.7	Radii of gyration - Y (mm):	50.9	Principal moments along X-Y (mm <sup>4</sup> ):	815714.1 along [1.0 0.0]	Principal moments along Y-X (mm <sup>4</sup> ):	4914797.8 along [0.0 1.0]	Elastic Modulus - Zx (mm <sup>2</sup> ):	I / y-max= 32628.6	Elastic Modulus - Zy (mm <sup>2</sup> ):	J / x-max= 65530.6	<table border="1"> <thead> <tr><th>MASS PROPERTIES (UNIT)</th><th>VALUES</th></tr> </thead> <tbody> <tr><td>Area (mm<sup>2</sup>):</td><td>315.0</td></tr> <tr><td>Perimeter (mm):</td><td>252.0</td></tr> <tr><td>Bounding Box - X (mm):</td><td>-15.0 to 15.0</td></tr> <tr><td>Bounding Box - Y (mm):</td><td>-19.0 to 19.0</td></tr> <tr><td>Centroid - X (mm):</td><td>0.0</td></tr> <tr><td>Centroid - Y (mm):</td><td>0.0</td></tr> <tr><td>Moments of inertia - X (mm<sup>4</sup>):</td><td>62311.3</td></tr> <tr><td>Moments of inertia - Y (mm<sup>4</sup>):</td><td>42531.3</td></tr> <tr><td>Product of inertia - XY (mm<sup>4</sup>):</td><td>0.0</td></tr> <tr><td>Radii of gyration - X (mm):</td><td>14.1</td></tr> <tr><td>Radii of gyration - Y (mm):</td><td>11.6</td></tr> <tr><td>Principal moments along X-Y (mm<sup>4</sup>):</td><td>62311.3 along [1.0 0.0]</td></tr> <tr><td>Principal moments along Y-X (mm<sup>4</sup>):</td><td>42531.3 along [0.0 1.0]</td></tr> <tr><td>Elastic Modulus - Zx (mm<sup>2</sup>):</td><td>I / y-max= 3279.5</td></tr> <tr><td>Elastic Modulus - Zy (mm<sup>2</sup>):</td><td>J / x-max= 2835.4</td></tr> </tbody> </table>		MASS PROPERTIES (UNIT)	VALUES	Area (mm <sup>2</sup> ):	315.0	Perimeter (mm):	252.0	Bounding Box - X (mm):	-15.0 to 15.0	Bounding Box - Y (mm):	-19.0 to 19.0	Centroid - X (mm):	0.0	Centroid - Y (mm):	0.0	Moments of inertia - X (mm <sup>4</sup> ):	62311.3	Moments of inertia - Y (mm <sup>4</sup> ):	42531.3	Product of inertia - XY (mm <sup>4</sup> ):	0.0	Radii of gyration - X (mm):	14.1	Radii of gyration - Y (mm):	11.6	Principal moments along X-Y (mm <sup>4</sup> ):	62311.3 along [1.0 0.0]	Principal moments along Y-X (mm <sup>4</sup> ):	42531.3 along [0.0 1.0]	Elastic Modulus - Zx (mm <sup>2</sup> ):	I / y-max= 3279.5	Elastic Modulus - Zy (mm <sup>2</sup> ):	J / x-max= 2835.4	<table border="1"> <thead> <tr><th>MASS PROPERTIES (UNIT)</th><th>VALUES</th></tr> </thead> <tbody> <tr><td>Area (mm<sup>2</sup>):</td><td>184.0</td></tr> <tr><td>Perimeter (mm):</td><td>184.0</td></tr> <tr><td>Bounding Box - X (mm):</td><td>-12.5 to 12.5</td></tr> <tr><td>Bounding Box - Y (mm):</td><td>-12.5 to 12.5</td></tr> <tr><td>Centroid - X (mm):</td><td>0.0</td></tr> <tr><td>Centroid - Y (mm):</td><td>0.0</td></tr> <tr><td>Moments of inertia - X (mm<sup>4</sup>):</td><td>16345.3</td></tr> <tr><td>Moments of inertia - Y (mm<sup>4</sup>):</td><td>16345.3</td></tr> <tr><td>Product of inertia - XY (mm<sup>4</sup>):</td><td>0.0</td></tr> <tr><td>Radii of gyration - X (mm):</td><td>9.4</td></tr> <tr><td>Radii of gyration - Y (mm):</td><td>9.4</td></tr> <tr><td>Principal moments along X-Y (mm<sup>4</sup>):</td><td>16345.3 along [0.9 0.4]</td></tr> <tr><td>Principal moments along Y-X (mm<sup>4</sup>):</td><td>16345.3 along [-0.4 0.9]</td></tr> <tr><td>Elastic Modulus - Zx (mm<sup>2</sup>):</td><td>I / y-max= 1307.6</td></tr> <tr><td>Elastic Modulus - Zy (mm<sup>2</sup>):</td><td>J / x-max= 1307.6</td></tr> </tbody> </table>		MASS PROPERTIES (UNIT)	VALUES	Area (mm <sup>2</sup> ):	184.0	Perimeter (mm):	184.0	Bounding Box - X (mm):	-12.5 to 12.5	Bounding Box - Y (mm):	-12.5 to 12.5	Centroid - X (mm):	0.0	Centroid - Y (mm):	0.0	Moments of inertia - X (mm <sup>4</sup> ):	16345.3	Moments of inertia - Y (mm <sup>4</sup> ):	16345.3	Product of inertia - XY (mm <sup>4</sup> ):	0.0	Radii of gyration - X (mm):	9.4	Radii of gyration - Y (mm):	9.4	Principal moments along X-Y (mm <sup>4</sup> ):	16345.3 along [0.9 0.4]	Principal moments along Y-X (mm <sup>4</sup> ):	16345.3 along [-0.4 0.9]	Elastic Modulus - Zx (mm <sup>2</sup> ):	I / y-max= 1307.6	Elastic Modulus - Zy (mm <sup>2</sup> ):	J / x-max= 1307.6	<table border="1"> <thead> <tr><th>MASS PROPERTIES (UNIT)</th><th>VALUES</th></tr> </thead> <tbody> <tr><td>Area (mm<sup>2</sup>):</td><td>144.0</td></tr> <tr><td>Perimeter (mm):</td><td>144.0</td></tr> <tr><td>Bounding Box - X (mm):</td><td>-12.5 to 12.5</td></tr> <tr><td>Bounding Box - Y (mm):</td><td>-7.5 to 7.5</td></tr> <tr><td>Centroid - X (mm):</td><td>0.0</td></tr> <tr><td>Centroid - Y (mm):</td><td>0.0</td></tr> <tr><td>Moments of inertia - X (mm<sup>4</sup>):</td><td>4702.0</td></tr> <tr><td>Moments of inertia - Y (mm<sup>4</sup>):</td><td>11042.0</td></tr> <tr><td>Product of inertia - XY (mm<sup>4</sup>):</td><td>0.0</td></tr> <tr><td>Radii of gyration - X (mm):</td><td>5.7</td></tr> <tr><td>Radii of gyration - Y (mm):</td><td>8.8</td></tr> <tr><td>Principal moments along X-Y (mm<sup>4</sup>):</td><td>4702.0 along [1.0 0.0]</td></tr> <tr><td>Principal moments along Y-X (mm<sup>4</sup>):</td><td>11042.0 along [0.0 1.0]</td></tr> <tr><td>Elastic Modulus - Zx (mm<sup>2</sup>):</td><td>I / y-max= 626.9</td></tr> <tr><td>Elastic Modulus - Zy (mm<sup>2</sup>):</td><td>J / x-max= 883.4</td></tr> </tbody> </table>		MASS PROPERTIES (UNIT)	VALUES	Area (mm <sup>2</sup> ):	144.0	Perimeter (mm):	144.0	Bounding Box - X (mm):	-12.5 to 12.5	Bounding Box - Y (mm):	-7.5 to 7.5	Centroid - X (mm):	0.0	Centroid - Y (mm):	0.0	Moments of inertia - X (mm <sup>4</sup> ):	4702.0	Moments of inertia - Y (mm <sup>4</sup> ):	11042.0	Product of inertia - XY (mm <sup>4</sup> ):	0.0	Radii of gyration - X (mm):	5.7	Radii of gyration - Y (mm):	8.8	Principal moments along X-Y (mm <sup>4</sup> ):	4702.0 along [1.0 0.0]	Principal moments along Y-X (mm <sup>4</sup> ):	11042.0 along [0.0 1.0]	Elastic Modulus - Zx (mm <sup>2</sup> ):	I / y-max= 626.9	Elastic Modulus - Zy (mm <sup>2</sup> ):	J / x-max= 883.4	<table border="1"> <thead> <tr><th>MASS PROPERTIES (UNIT)</th><th>VALUES</th></tr> </thead> <tbody> <tr><td>Area (mm<sup>2</sup>):</td><td>284.0</td></tr> <tr><td>Perimeter (mm):</td><td>284.0</td></tr> <tr><td>Bounding Box - X (mm):</td><td>-12.5 to 12.5</td></tr> <tr><td>Bounding Box - Y (mm):</td><td>-25.0 to 25.0</td></tr> <tr><td>Centroid - X (mm):</td><td>0.0</td></tr> <tr><td>Centroid - Y (mm):</td><td>0.0</td></tr> <tr><td>Moments of inertia - X (mm<sup>4</sup>):</td><td>90078.7</td></tr> <tr><td>Moments of inertia - Y (mm<sup>4</sup>):</td><td>29603.6</td></tr> <tr><td>Product of inertia - XY (mm<sup>4</sup>):</td><td>0.0</td></tr> <tr><td>Radii of gyration - X (mm):</td><td>17.8</td></tr> <tr><td>Radii of gyration - Y (mm):</td><td>10.2</td></tr> <tr><td>Principal moments along X-Y (mm<sup>4</sup>):</td><td>90078.7 along [1.0 0.0]</td></tr> <tr><td>Principal moments along Y-X (mm<sup>4</sup>):</td><td>29603.6 along [0.0 1.0]</td></tr> <tr><td>Elastic Modulus - Zx (mm<sup>2</sup>):</td><td>I / y-max= 3603.1</td></tr> <tr><td>Elastic Modulus - Zy (mm<sup>2</sup>):</td><td>J / x-max= 2368.3</td></tr> </tbody> </table>		MASS PROPERTIES (UNIT)	VALUES	Area (mm <sup>2</sup> ):	284.0	Perimeter (mm):	284.0	Bounding Box - X (mm):	-12.5 to 12.5	Bounding Box - Y (mm):	-25.0 to 25.0	Centroid - X (mm):	0.0	Centroid - Y (mm):	0.0	Moments of inertia - X (mm <sup>4</sup> ):	90078.7	Moments of inertia - Y (mm <sup>4</sup> ):	29603.6	Product of inertia - XY (mm <sup>4</sup> ):	0.0	Radii of gyration - X (mm):	17.8	Radii of gyration - Y (mm):	10.2	Principal moments along X-Y (mm <sup>4</sup> ):	90078.7 along [1.0 0.0]	Principal moments along Y-X (mm <sup>4</sup> ):	29603.6 along [0.0 1.0]	Elastic Modulus - Zx (mm <sup>2</sup> ):	I / y-max= 3603.1	Elastic Modulus - Zy (mm <sup>2</sup> ):	J / x-max= 2368.3
MASS PROPERTIES (UNIT)	VALUES																																																																																																																																																																								
Area (mm <sup>2</sup> ):	1899.8																																																																																																																																																																								
Perimeter (mm):	758.8																																																																																																																																																																								
Bounding Box - X (mm):	-75.0 to 75.0																																																																																																																																																																								
Bounding Box - Y (mm):	-25.0 to 25.0																																																																																																																																																																								
Centroid - X (mm):	0.0																																																																																																																																																																								
Centroid - Y (mm):	0.0																																																																																																																																																																								
Moments of inertia - X (mm <sup>4</sup> ):	815714.1																																																																																																																																																																								
Moments of inertia - Y (mm <sup>4</sup> ):	4914797.8																																																																																																																																																																								
Product of inertia - XY (mm <sup>4</sup> ):	0.0																																																																																																																																																																								
Radii of gyration - X (mm):	20.7																																																																																																																																																																								
Radii of gyration - Y (mm):	50.9																																																																																																																																																																								
Principal moments along X-Y (mm <sup>4</sup> ):	815714.1 along [1.0 0.0]																																																																																																																																																																								
Principal moments along Y-X (mm <sup>4</sup> ):	4914797.8 along [0.0 1.0]																																																																																																																																																																								
Elastic Modulus - Zx (mm <sup>2</sup> ):	I / y-max= 32628.6																																																																																																																																																																								
Elastic Modulus - Zy (mm <sup>2</sup> ):	J / x-max= 65530.6																																																																																																																																																																								
MASS PROPERTIES (UNIT)	VALUES																																																																																																																																																																								
Area (mm <sup>2</sup> ):	315.0																																																																																																																																																																								
Perimeter (mm):	252.0																																																																																																																																																																								
Bounding Box - X (mm):	-15.0 to 15.0																																																																																																																																																																								
Bounding Box - Y (mm):	-19.0 to 19.0																																																																																																																																																																								
Centroid - X (mm):	0.0																																																																																																																																																																								
Centroid - Y (mm):	0.0																																																																																																																																																																								
Moments of inertia - X (mm <sup>4</sup> ):	62311.3																																																																																																																																																																								
Moments of inertia - Y (mm <sup>4</sup> ):	42531.3																																																																																																																																																																								
Product of inertia - XY (mm <sup>4</sup> ):	0.0																																																																																																																																																																								
Radii of gyration - X (mm):	14.1																																																																																																																																																																								
Radii of gyration - Y (mm):	11.6																																																																																																																																																																								
Principal moments along X-Y (mm <sup>4</sup> ):	62311.3 along [1.0 0.0]																																																																																																																																																																								
Principal moments along Y-X (mm <sup>4</sup> ):	42531.3 along [0.0 1.0]																																																																																																																																																																								
Elastic Modulus - Zx (mm <sup>2</sup> ):	I / y-max= 3279.5																																																																																																																																																																								
Elastic Modulus - Zy (mm <sup>2</sup> ):	J / x-max= 2835.4																																																																																																																																																																								
MASS PROPERTIES (UNIT)	VALUES																																																																																																																																																																								
Area (mm <sup>2</sup> ):	184.0																																																																																																																																																																								
Perimeter (mm):	184.0																																																																																																																																																																								
Bounding Box - X (mm):	-12.5 to 12.5																																																																																																																																																																								
Bounding Box - Y (mm):	-12.5 to 12.5																																																																																																																																																																								
Centroid - X (mm):	0.0																																																																																																																																																																								
Centroid - Y (mm):	0.0																																																																																																																																																																								
Moments of inertia - X (mm <sup>4</sup> ):	16345.3																																																																																																																																																																								
Moments of inertia - Y (mm <sup>4</sup> ):	16345.3																																																																																																																																																																								
Product of inertia - XY (mm <sup>4</sup> ):	0.0																																																																																																																																																																								
Radii of gyration - X (mm):	9.4																																																																																																																																																																								
Radii of gyration - Y (mm):	9.4																																																																																																																																																																								
Principal moments along X-Y (mm <sup>4</sup> ):	16345.3 along [0.9 0.4]																																																																																																																																																																								
Principal moments along Y-X (mm <sup>4</sup> ):	16345.3 along [-0.4 0.9]																																																																																																																																																																								
Elastic Modulus - Zx (mm <sup>2</sup> ):	I / y-max= 1307.6																																																																																																																																																																								
Elastic Modulus - Zy (mm <sup>2</sup> ):	J / x-max= 1307.6																																																																																																																																																																								
MASS PROPERTIES (UNIT)	VALUES																																																																																																																																																																								
Area (mm <sup>2</sup> ):	144.0																																																																																																																																																																								
Perimeter (mm):	144.0																																																																																																																																																																								
Bounding Box - X (mm):	-12.5 to 12.5																																																																																																																																																																								
Bounding Box - Y (mm):	-7.5 to 7.5																																																																																																																																																																								
Centroid - X (mm):	0.0																																																																																																																																																																								
Centroid - Y (mm):	0.0																																																																																																																																																																								
Moments of inertia - X (mm <sup>4</sup> ):	4702.0																																																																																																																																																																								
Moments of inertia - Y (mm <sup>4</sup> ):	11042.0																																																																																																																																																																								
Product of inertia - XY (mm <sup>4</sup> ):	0.0																																																																																																																																																																								
Radii of gyration - X (mm):	5.7																																																																																																																																																																								
Radii of gyration - Y (mm):	8.8																																																																																																																																																																								
Principal moments along X-Y (mm <sup>4</sup> ):	4702.0 along [1.0 0.0]																																																																																																																																																																								
Principal moments along Y-X (mm <sup>4</sup> ):	11042.0 along [0.0 1.0]																																																																																																																																																																								
Elastic Modulus - Zx (mm <sup>2</sup> ):	I / y-max= 626.9																																																																																																																																																																								
Elastic Modulus - Zy (mm <sup>2</sup> ):	J / x-max= 883.4																																																																																																																																																																								
MASS PROPERTIES (UNIT)	VALUES																																																																																																																																																																								
Area (mm <sup>2</sup> ):	284.0																																																																																																																																																																								
Perimeter (mm):	284.0																																																																																																																																																																								
Bounding Box - X (mm):	-12.5 to 12.5																																																																																																																																																																								
Bounding Box - Y (mm):	-25.0 to 25.0																																																																																																																																																																								
Centroid - X (mm):	0.0																																																																																																																																																																								
Centroid - Y (mm):	0.0																																																																																																																																																																								
Moments of inertia - X (mm <sup>4</sup> ):	90078.7																																																																																																																																																																								
Moments of inertia - Y (mm <sup>4</sup> ):	29603.6																																																																																																																																																																								
Product of inertia - XY (mm <sup>4</sup> ):	0.0																																																																																																																																																																								
Radii of gyration - X (mm):	17.8																																																																																																																																																																								
Radii of gyration - Y (mm):	10.2																																																																																																																																																																								
Principal moments along X-Y (mm <sup>4</sup> ):	90078.7 along [1.0 0.0]																																																																																																																																																																								
Principal moments along Y-X (mm <sup>4</sup> ):	29603.6 along [0.0 1.0]																																																																																																																																																																								
Elastic Modulus - Zx (mm <sup>2</sup> ):	I / y-max= 3603.1																																																																																																																																																																								
Elastic Modulus - Zy (mm <sup>2</sup> ):	J / x-max= 2368.3																																																																																																																																																																								

NOTE:  
1. ALL DIMENSIONS ARE IN mm.  
2. ALL ELEVATIONS ARE VIEWED FROM OUTSIDE.  
3. ALL DIMENSIONS TO BE VERIFIED ON SITE BEFORE FABRICATION.

LEGEND:

1. F.F.L. --- FINISHED FLOOR LEVEL  
2. S.F.L. --- STRUCTURAL FLOOR LEVEL  
3. (R) --- REVERSED DETAIL

AH6 --- ALUMINIUM HOLLOW GRADE --- 6063 T6	COATING --- PVF2 COATING	AC1 --- ALUMINIUM CHANNEL GRADE --- 6063 T6	COATING --- ALODINE	AC2 --- ALUMINIUM CHANNEL GRADE --- 6063 T6	COATING --- ALODINE	AC3 --- ALUMINIUM CHANNEL GRADE --- 6063 T6	COATING --- ALODINE																																																																																																																																
30x25x2mm THK. ALUM. R.H.S.																																																																																																																																							
<table border="1"> <thead> <tr><th>MASS PROPERTIES (UNIT)</th><th>VALUES</th></tr> </thead> <tbody> <tr><td>Area (mm<sup>2</sup>):</td><td>204.0</td></tr> <tr><td>Perimeter (mm):</td><td>204.0</td></tr> <tr><td>Bounding Box - X (mm):</td><td>-12.5 to 12.5</td></tr> <tr><td>Bounding Box - Y (mm):</td><td>-15.0 to 15.0</td></tr> <tr><td>Centroid - X (mm):</td><td>0.0</td></tr> <tr><td>Centroid - Y (mm):</td><td>0.0</td></tr> <tr><td>Moments of inertia - X (mm<sup>4</sup>):</td><td>25492.0</td></tr> <tr><td>Moments of inertia - Y (mm<sup>4</sup>):</td><td>18997.0</td></tr> <tr><td>Product of inertia - XY (mm<sup>4</sup>):</td><td>0.0</td></tr> <tr><td>Radii of gyration - X (mm):</td><td>11.2</td></tr> <tr><td>Radii of gyration - Y (mm):</td><td>9.7</td></tr> <tr><td>Principal moments along X-Y (mm<sup>4</sup>):</td><td>25492.0 along [1.0 0.0]</td></tr> <tr><td>Principal moments along Y-X (mm<sup>4</sup>):</td><td>18997.0 along [0.0 1.0]</td></tr> <tr><td>Elastic Modulus - Zx (mm<sup>2</sup>):</td><td>I / y-max= 1899.5</td></tr> <tr><td>Elastic Modulus - Zy (mm<sup>2</sup>):</td><td>J / x-max= 1519.8</td></tr> </tbody> </table>		MASS PROPERTIES (UNIT)	VALUES	Area (mm <sup>2</sup> ):	204.0	Perimeter (mm):	204.0	Bounding Box - X (mm):	-12.5 to 12.5	Bounding Box - Y (mm):	-15.0 to 15.0	Centroid - X (mm):	0.0	Centroid - Y (mm):	0.0	Moments of inertia - X (mm <sup>4</sup> ):	25492.0	Moments of inertia - Y (mm <sup>4</sup> ):	18997.0	Product of inertia - XY (mm <sup>4</sup> ):	0.0	Radii of gyration - X (mm):	11.2	Radii of gyration - Y (mm):	9.7	Principal moments along X-Y (mm <sup>4</sup> ):	25492.0 along [1.0 0.0]	Principal moments along Y-X (mm <sup>4</sup> ):	18997.0 along [0.0 1.0]	Elastic Modulus - Zx (mm <sup>2</sup> ):	I / y-max= 1899.5	Elastic Modulus - Zy (mm <sup>2</sup> ):	J / x-max= 1519.8	<table border="1"> <thead> <tr><th>MASS PROPERTIES (UNIT)</th><th>VALUES</th></tr> </thead> <tbody> <tr><td>Area (mm<sup>2</sup>):</td><td>292.3</td></tr> <tr><td>Perimeter (mm):</td><td>199.4</td></tr> <tr><td>Bounding Box - X (mm):</td><td>-14.0 to 21.0</td></tr> <tr><td>Bounding Box - Y (mm):</td><td>-17.0 to 17.0</td></tr> <tr><td>Centroid - X (mm):</td><td>0.0</td></tr> <tr><td>Centroid - Y (mm):</td><td>0.0</td></tr> <tr><td>Moments of inertia - X (mm<sup>4</sup>):</td><td>45653.6</td></tr> <tr><td>Moments of inertia - Y (mm<sup>4</sup>):</td><td>37925.0</td></tr> <tr><td>Product of inertia - XY (mm<sup>4</sup>):</td><td>0.0</td></tr> <tr><td>Radii of gyration - X (mm):</td><td>12.5</td></tr> <tr><td>Radii of gyration - Y (mm):</td><td>11.4</td></tr> <tr><td>Principal moments along X-Y (mm<sup>4</sup>):</td><td>45653.6 along [1.0 0.0]</td></tr> <tr><td>Principal moments along Y-X (mm<sup>4</sup>):</td><td>37925.0 along [0.0 1.0]</td></tr> <tr><td>Elastic Modulus - Zx (mm<sup>2</sup>):</td><td>I / y-max= 2685.5</td></tr> <tr><td>Elastic Modulus - Zy (mm<sup>2</sup>):</td><td>J / x-max= 1805.7</td></tr> </tbody> </table>		MASS PROPERTIES (UNIT)	VALUES	Area (mm <sup>2</sup> ):	292.3	Perimeter (mm):	199.4	Bounding Box - X (mm):	-14.0 to 21.0	Bounding Box - Y (mm):	-17.0 to 17.0	Centroid - X (mm):	0.0	Centroid - Y (mm):	0.0	Moments of inertia - X (mm <sup>4</sup> ):	45653.6	Moments of inertia - Y (mm <sup>4</sup> ):	37925.0	Product of inertia - XY (mm <sup>4</sup> ):	0.0	Radii of gyration - X (mm):	12.5	Radii of gyration - Y (mm):	11.4	Principal moments along X-Y (mm <sup>4</sup> ):	45653.6 along [1.0 0.0]	Principal moments along Y-X (mm <sup>4</sup> ):	37925.0 along [0.0 1.0]	Elastic Modulus - Zx (mm <sup>2</sup> ):	I / y-max= 2685.5	Elastic Modulus - Zy (mm <sup>2</sup> ):	J / x-max= 1805.7	<table border="1"> <thead> <tr><th>MASS PROPERTIES (UNIT)</th><th>VALUES</th></tr> </thead> <tbody> <tr><td>Area (mm<sup>2</sup>):</td><td>356.8</td></tr> <tr><td>Perimeter (mm):</td><td>242.4</td></tr> <tr><td>Bounding Box - X (mm):</td><td>-21.2 to 40.3</td></tr> <tr><td>Bounding Box - Y (mm):</td><td>-20.6 to 13.4</td></tr> <tr><td>Centroid - X (mm):</td><td>0.0</td></tr> <tr><td>Centroid - Y (mm):</td><td>0.0</td></tr> <tr><td>Moments of inertia - X (mm<sup>4</sup>):</td><td>52895.4</td></tr> <tr><td>Moments of inertia - Y (mm<sup>4</sup>):</td><td>119642.9</td></tr> <tr><td>Product of inertia - XY (mm<sup>4</sup>):</td><td>-34573.3</td></tr> <tr><td>Radii of gyration - X (mm):</td><td>12.7</td></tr> <tr><td>Radii of gyration - Y (mm):</td><td>18.3</td></tr> <tr><td>Principal moments along X-Y (mm<sup>4</sup>):</td><td>38215.8 along [0.9 0.4]</td></tr> <tr><td>Principal moments along Y-X (mm<sup>4</sup>):</td><td>134322.4 along [-0.4 0.9]</td></tr> <tr><td>Elastic Modulus - Zx (mm<sup>2</sup>):</td><td>I / y-max= 2570.8</td></tr> <tr><td>Elastic Modulus - Zy (mm<sup>2</sup>):</td><td>J / x-max= 2966.0</td></tr> </tbody> </table>		MASS PROPERTIES (UNIT)	VALUES	Area (mm <sup>2</sup> ):	356.8	Perimeter (mm):	242.4	Bounding Box - X (mm):	-21.2 to 40.3	Bounding Box - Y (mm):	-20.6 to 13.4	Centroid - X (mm):	0.0	Centroid - Y (mm):	0.0	Moments of inertia - X (mm <sup>4</sup> ):	52895.4	Moments of inertia - Y (mm <sup>4</sup> ):	119642.9	Product of inertia - XY (mm <sup>4</sup> ):	-34573.3	Radii of gyration - X (mm):	12.7	Radii of gyration - Y (mm):	18.3	Principal moments along X-Y (mm <sup>4</sup> ):	38215.8 along [0.9 0.4]	Principal moments along Y-X (mm <sup>4</sup> ):	134322.4 along [-0.4 0.9]	Elastic Modulus - Zx (mm <sup>2</sup> ):	I / y-max= 2570.8	Elastic Modulus - Zy (mm <sup>2</sup> ):	J / x-max= 2966.0	<table border="1"> <thead> <tr><th>MASS PROPERTIES (UNIT)</th><th>VALUES</th></tr> </thead> <tbody> <tr><td>Area (mm<sup>2</sup>):</td><td>264.0</td></tr> <tr><td>Perimeter (mm):</td><td>182.0</td></tr> <tr><td>Bounding Box - X (mm):</td><td>-9.8 to 18.7</td></tr> <tr><td>Bounding Box - Y (mm):</td><td>-18.5 to 18.5</td></tr> <tr><td>Centroid - X (mm):</td><td>0.0</td></tr> <tr><td>Centroid - Y (mm):</td><td>0.0</td></tr> <tr><td>Moments of inertia - X (mm<sup>4</sup>):</td><td>56995.8</td></tr> <tr><td>Moments of inertia - Y (mm<sup>4</sup>):</td><td>21436.9</td></tr> <tr><td>Product of inertia - XY (mm<sup>4</sup>):</td><td>0.0</td></tr> <tr><td>Radii of gyration - X (mm):</td><td>14.7</td></tr> <tr><td>Radii of gyration - Y (mm):</td><td>9.0</td></tr> <tr><td>Principal moments along X-Y (mm<sup>4</sup>):</td><td>56995.8 along [1.0 0.0]</td></tr> <tr><td>Principal moments along Y-X (mm<sup>4</sup>):</td><td>21436.9 along [0.0 1.0]</td></tr> <tr><td>Elastic Modulus - Zx (mm<sup>2</sup>):</td><td>I / y-max= 3080.8</td></tr> <tr><td>Elastic Modulus - Zy (mm<sup>2</sup>):</td><td>J / x-max= 1143.8</td></tr> </tbody> </table>		MASS PROPERTIES (UNIT)	VALUES	Area (mm <sup>2</sup> ):	264.0	Perimeter (mm):	182.0	Bounding Box - X (mm):	-9.8 to 18.7	Bounding Box - Y (mm):	-18.5 to 18.5	Centroid - X (mm):	0.0	Centroid - Y (mm):	0.0	Moments of inertia - X (mm <sup>4</sup> ):	56995.8	Moments of inertia - Y (mm <sup>4</sup> ):	21436.9	Product of inertia - XY (mm <sup>4</sup> ):	0.0	Radii of gyration - X (mm):	14.7	Radii of gyration - Y (mm):	9.0	Principal moments along X-Y (mm <sup>4</sup> ):	56995.8 along [1.0 0.0]	Principal moments along Y-X (mm <sup>4</sup> ):	21436.9 along [0.0 1.0]	Elastic Modulus - Zx (mm <sup>2</sup> ):	I / y-max= 3080.8	Elastic Modulus - Zy (mm <sup>2</sup> ):	J / x-max= 1143.8
MASS PROPERTIES (UNIT)	VALUES																																																																																																																																						
Area (mm <sup>2</sup> ):	204.0																																																																																																																																						
Perimeter (mm):	204.0																																																																																																																																						
Bounding Box - X (mm):	-12.5 to 12.5																																																																																																																																						
Bounding Box - Y (mm):	-15.0 to 15.0																																																																																																																																						
Centroid - X (mm):	0.0																																																																																																																																						
Centroid - Y (mm):	0.0																																																																																																																																						
Moments of inertia - X (mm <sup>4</sup> ):	25492.0																																																																																																																																						
Moments of inertia - Y (mm <sup>4</sup> ):	18997.0																																																																																																																																						
Product of inertia - XY (mm <sup>4</sup> ):	0.0																																																																																																																																						
Radii of gyration - X (mm):	11.2																																																																																																																																						
Radii of gyration - Y (mm):	9.7																																																																																																																																						
Principal moments along X-Y (mm <sup>4</sup> ):	25492.0 along [1.0 0.0]																																																																																																																																						
Principal moments along Y-X (mm <sup>4</sup> ):	18997.0 along [0.0 1.0]																																																																																																																																						
Elastic Modulus - Zx (mm <sup>2</sup> ):	I / y-max= 1899.5																																																																																																																																						
Elastic Modulus - Zy (mm <sup>2</sup> ):	J / x-max= 1519.8																																																																																																																																						
MASS PROPERTIES (UNIT)	VALUES																																																																																																																																						
Area (mm <sup>2</sup> ):	292.3																																																																																																																																						
Perimeter (mm):	199.4																																																																																																																																						
Bounding Box - X (mm):	-14.0 to 21.0																																																																																																																																						
Bounding Box - Y (mm):	-17.0 to 17.0																																																																																																																																						
Centroid - X (mm):	0.0																																																																																																																																						
Centroid - Y (mm):	0.0																																																																																																																																						
Moments of inertia - X (mm <sup>4</sup> ):	45653.6																																																																																																																																						
Moments of inertia - Y (mm <sup>4</sup> ):	37925.0																																																																																																																																						
Product of inertia - XY (mm <sup>4</sup> ):	0.0																																																																																																																																						
Radii of gyration - X (mm):	12.5																																																																																																																																						
Radii of gyration - Y (mm):	11.4																																																																																																																																						
Principal moments along X-Y (mm <sup>4</sup> ):	45653.6 along [1.0 0.0]																																																																																																																																						
Principal moments along Y-X (mm <sup>4</sup> ):	37925.0 along [0.0 1.0]																																																																																																																																						
Elastic Modulus - Zx (mm <sup>2</sup> ):	I / y-max= 2685.5																																																																																																																																						
Elastic Modulus - Zy (mm <sup>2</sup> ):	J / x-max= 1805.7																																																																																																																																						
MASS PROPERTIES (UNIT)	VALUES																																																																																																																																						
Area (mm <sup>2</sup> ):	356.8																																																																																																																																						
Perimeter (mm):	242.4																																																																																																																																						
Bounding Box - X (mm):	-21.2 to 40.3																																																																																																																																						
Bounding Box - Y (mm):	-20.6 to 13.4																																																																																																																																						
Centroid - X (mm):	0.0																																																																																																																																						
Centroid - Y (mm):	0.0																																																																																																																																						
Moments of inertia - X (mm <sup>4</sup> ):	52895.4																																																																																																																																						
Moments of inertia - Y (mm <sup>4</sup> ):	119642.9																																																																																																																																						
Product of inertia - XY (mm <sup>4</sup> ):	-34573.3																																																																																																																																						
Radii of gyration - X (mm):	12.7																																																																																																																																						
Radii of gyration - Y (mm):	18.3																																																																																																																																						
Principal moments along X-Y (mm <sup>4</sup> ):	38215.8 along [0.9 0.4]																																																																																																																																						
Principal moments along Y-X (mm <sup>4</sup> ):	134322.4 along [-0.4 0.9]																																																																																																																																						
Elastic Modulus - Zx (mm <sup>2</sup> ):	I / y-max= 2570.8																																																																																																																																						
Elastic Modulus - Zy (mm <sup>2</sup> ):	J / x-max= 2966.0																																																																																																																																						
MASS PROPERTIES (UNIT)	VALUES																																																																																																																																						
Area (mm <sup>2</sup> ):	264.0																																																																																																																																						
Perimeter (mm):	182.0																																																																																																																																						
Bounding Box - X (mm):	-9.8 to 18.7																																																																																																																																						
Bounding Box - Y (mm):	-18.5 to 18.5																																																																																																																																						
Centroid - X (mm):	0.0																																																																																																																																						
Centroid - Y (mm):	0.0																																																																																																																																						
Moments of inertia - X (mm <sup>4</sup> ):	56995.8																																																																																																																																						
Moments of inertia - Y (mm <sup>4</sup> ):	21436.9																																																																																																																																						
Product of inertia - XY (mm <sup>4</sup> ):	0.0																																																																																																																																						
Radii of gyration - X (mm):	14.7																																																																																																																																						
Radii of gyration - Y (mm):	9.0																																																																																																																																						
Principal moments along X-Y (mm <sup>4</sup> ):	56995.8 along [1.0 0.0]																																																																																																																																						
Principal moments along Y-X (mm <sup>4</sup> ):	21436.9 along [0.0 1.0]																																																																																																																																						
Elastic Modulus - Zx (mm <sup>2</sup> ):	I / y-max= 3080.8																																																																																																																																						
Elastic Modulus - Zy (mm <sup>2</sup> ):	J / x-max= 1143.8																																																																																																																																						

BK1 --- 200x125x18mm THK. ANGLE BRACKET GRADE --- 6061-T6	COATING --- ALODINE	BK2 --- 260x125x20mm THK. ANGLE BRACKET GRADE --- 6061-T6	COATING --- ALODINE	ALUM. BK1 --- 200x125x15mm THK. ANGLE BRACKET GRADE --- 6061-T6	COATING --- ALODINE																																																																																																
<table border="1"> <thead> <tr><th>MASS PROPERTIES (UNIT)</th><th>VALUES</th></tr> </thead> <tbody> <tr><td>Area (mm<sup>2</sup>):</td><td>5864.3</td></tr> <tr><td>Perimeter (mm):</td><td>728.7</td></tr> <tr><td>Bounding Box - X (mm):</td><td>-69.6 to 130.4</td></tr> <tr><td>Bounding Box - Y (mm):</td><td>-94.2 to 30.8</td></tr> <tr><td>Centroid - X (mm):</td><td>0.0</td></tr> <tr><td>Centroid - Y (mm):</td><td>0.0</td></tr> <tr><td>Moments of inertia - X (mm<sup>4</sup>):</td><td>7068552.5</td></tr> <tr><td>Moments of inertia - Y (mm<sup>4</sup>):</td><td>23806213.0</td></tr> <tr><td>Product of inertia - XY (mm<sup>4</sup>):</td><td>-7431296.5</td></tr> <tr><td>Radii of gyration - X (mm):</td><td>34.7</td></tr> <tr><td>Radii of gyration - Y (mm):</td><td>63.7</td></tr> <tr><td>Principal moments along X-Y (mm<sup>4</sup>):</td><td>4245354.9 along [0.9 0.4]</td></tr> <tr><td>Principal moments along Y-X (mm<sup>4</sup>):</td><td>26629410.6 along [-0.4 0.9]</td></tr> <tr><td>Elastic Modulus - Zx (mm<sup>2</sup>):</td><td>I / y-max= 75020.7</td></tr> <tr><td>Elastic Modulus - Zy (mm<sup>2</sup>):</td><td>J / x-max= 182581.5</td></tr> </tbody> </table>		MASS PROPERTIES (UNIT)	VALUES	Area (mm <sup>2</sup> ):	5864.3	Perimeter (mm):	728.7	Bounding Box - X (mm):	-69.6 to 130.4	Bounding Box - Y (mm):	-94.2 to 30.8	Centroid - X (mm):	0.0	Centroid - Y (mm):	0.0	Moments of inertia - X (mm <sup>4</sup> ):	7068552.5	Moments of inertia - Y (mm <sup>4</sup> ):	23806213.0	Product of inertia - XY (mm <sup>4</sup> ):	-7431296.5	Radii of gyration - X (mm):	34.7	Radii of gyration - Y (mm):	63.7	Principal moments along X-Y (mm <sup>4</sup> ):	4245354.9 along [0.9 0.4]	Principal moments along Y-X (mm <sup>4</sup> ):	26629410.6 along [-0.4 0.9]	Elastic Modulus - Zx (mm <sup>2</sup> ):	I / y-max= 75020.7	Elastic Modulus - Zy (mm <sup>2</sup> ):	J / x-max= 182581.5	<table border="1"> <thead> <tr><th>MASS PROPERTIES (UNIT)</th><th>VALUES</th></tr> </thead> <tbody> <tr><td>Area (mm<sup>2</sup>):</td><td>7721.3</td></tr> <tr><td>Perimeter (mm):</td><td>845.4</td></tr> <tr><td>Bounding Box - X (mm):</td><td>-96.9 to 163.0</td></tr> <tr><td>Bounding Box - Y (mm):</td><td>-96.9 to 28.1</td></tr> <tr><td>Centroid - X (mm):</td><td>0.0</td></tr> <tr><td>Centroid - Y (mm):</td><td>0.0</td></tr> <tr><td>Moments of inertia - X (mm<sup>4</sup>):</td><td>8176893.1</td></tr> <tr><td>Moments of inertia - Y (mm<sup>4</sup>):</td><td>53679690.0</td></tr> <tr><td>Product of inertia - XY (mm<sup>4</sup>):</td><td>-11592446.6</td></tr> <tr><td>Radii of gyration - X (mm):</td><td>32.5</td></tr> <tr><td>Radii of gyration - Y (mm):</td><td>83.4</td></tr> <tr><td>Principal moments along X-Y (mm<sup>4</sup>):</td><td>5393597.4 along [1.0 0.2]</td></tr> <tr><td>Principal moments along Y-X (mm<sup>4</sup>):</td><td>56462785.7 along [-0.2 1.0]</td></tr> <tr><td>Elastic Modulus - Zx (mm<sup>2</sup>):</td><td>I / y-max= 84371.9</td></tr> <tr><td>Elastic Modulus - Zy (mm<sup>2</sup>):</td><td>J / x-max= 329229.8</td></tr> </tbody> </table>		MASS PROPERTIES (UNIT)	VALUES	Area (mm <sup>2</sup> ):	7721.3	Perimeter (mm):	845.4	Bounding Box - X (mm):	-96.9 to 163.0	Bounding Box - Y (mm):	-96.9 to 28.1	Centroid - X (mm):	0.0	Centroid - Y (mm):	0.0	Moments of inertia - X (mm <sup>4</sup> ):	8176893.1	Moments of inertia - Y (mm <sup>4</sup> ):	53679690.0	Product of inertia - XY (mm <sup>4</sup> ):	-11592446.6	Radii of gyration - X (mm):	32.5	Radii of gyration - Y (mm):	83.4	Principal moments along X-Y (mm <sup>4</sup> ):	5393597.4 along [1.0 0.2]	Principal moments along Y-X (mm <sup>4</sup> ):	56462785.7 along [-0.2 1.0]	Elastic Modulus - Zx (mm <sup>2</sup> ):	I / y-max= 84371.9	Elastic Modulus - Zy (mm <sup>2</sup> ):	J / x-max= 329229.8	<table border="1"> <thead> <tr><th>MASS PROPERTIES (UNIT)</th><th>VALUES</th></tr> </thead> <tbody> <tr><td>Area (mm<sup>2</sup>):</td><td>5082.7</td></tr> <tr><td>Perimeter (mm):</td><td>777.4</td></tr> <tr><td>Bounding Box - X (mm):</td><td>-128.9 to 143.4</td></tr> <tr><td>Bounding Box - Y (mm):</td><td>-95.4 to 42.2</td></tr> <tr><td>Centroid - X (mm):</td><td>0.0</td></tr> <tr><td>Centroid - Y (mm):</td><td>0.0</td></tr> <tr><td>Moments of inertia - X (mm<sup>4</sup>):</td><td>8589498.6</td></tr> <tr><td>Moments of inertia - Y (mm<sup>4</sup>):</td><td>30139455.1</td></tr> <tr><td>Product of inertia - XY (mm<sup>4</sup>):</td><td>-14097466.3</td></tr> <tr><td>Radii of gyration - X (mm):</td><td>41.2</td></tr> <tr><td>Radii of gyration - Y (mm):</td><td>77.2</td></tr> <tr><td>Principal moments along X-Y (mm<sup>4</sup>):</td><td>1620781.8 along [0.9 0.4]</td></tr> <tr><td>Principal moments along Y-X (mm<sup>4</sup>):</td><td>37108171.9 along [-0.4 0.9]</td></tr> <tr><td>Elastic Modulus - Zx (mm<sup>2</sup>):</td><td>I / y-max= 90068.2</td></tr> <tr><td>Elastic Modulus - Zy (mm<sup>2</sup>):</td><td>J / x-max= 210241.8</td></tr> </tbody> </table>		MASS PROPERTIES (UNIT)	VALUES	Area (mm <sup>2</sup> ):	5082.7	Perimeter (mm):	777.4	Bounding Box - X (mm):	-128.9 to 143.4	Bounding Box - Y (mm):	-95.4 to 42.2	Centroid - X (mm):	0.0	Centroid - Y (mm):	0.0	Moments of inertia - X (mm <sup>4</sup> ):	8589498.6	Moments of inertia - Y (mm <sup>4</sup> ):	30139455.1	Product of inertia - XY (mm <sup>4</sup> ):	-14097466.3	Radii of gyration - X (mm):	41.2	Radii of gyration - Y (mm):	77.2	Principal moments along X-Y (mm <sup>4</sup> ):	1620781.8 along [0.9 0.4]	Principal moments along Y-X (mm <sup>4</sup> ):	37108171.9 along [-0.4 0.9]	Elastic Modulus - Zx (mm <sup>2</sup> ):	I / y-max= 90068.2	Elastic Modulus - Zy (mm <sup>2</sup> ):	J / x-max= 210241.8
MASS PROPERTIES (UNIT)	VALUES																																																																																																				
Area (mm <sup>2</sup> ):	5864.3																																																																																																				
Perimeter (mm):	728.7																																																																																																				
Bounding Box - X (mm):	-69.6 to 130.4																																																																																																				
Bounding Box - Y (mm):	-94.2 to 30.8																																																																																																				
Centroid - X (mm):	0.0																																																																																																				
Centroid - Y (mm):	0.0																																																																																																				
Moments of inertia - X (mm <sup>4</sup> ):	7068552.5																																																																																																				
Moments of inertia - Y (mm <sup>4</sup> ):	23806213.0																																																																																																				
Product of inertia - XY (mm <sup>4</sup> ):	-7431296.5																																																																																																				
Radii of gyration - X (mm):	34.7																																																																																																				
Radii of gyration - Y (mm):	63.7																																																																																																				
Principal moments along X-Y (mm <sup>4</sup> ):	4245354.9 along [0.9 0.4]																																																																																																				
Principal moments along Y-X (mm <sup>4</sup> ):	26629410.6 along [-0.4 0.9]																																																																																																				
Elastic Modulus - Zx (mm <sup>2</sup> ):	I / y-max= 75020.7																																																																																																				
Elastic Modulus - Zy (mm <sup>2</sup> ):	J / x-max= 182581.5																																																																																																				
MASS PROPERTIES (UNIT)	VALUES																																																																																																				
Area (mm <sup>2</sup> ):	7721.3																																																																																																				
Perimeter (mm):	845.4																																																																																																				
Bounding Box - X (mm):	-96.9 to 163.0																																																																																																				
Bounding Box - Y (mm):	-96.9 to 28.1																																																																																																				
Centroid - X (mm):	0.0																																																																																																				
Centroid - Y (mm):	0.0																																																																																																				
Moments of inertia - X (mm <sup>4</sup> ):	8176893.1																																																																																																				
Moments of inertia - Y (mm <sup>4</sup> ):	53679690.0																																																																																																				
Product of inertia - XY (mm <sup>4</sup> ):	-11592446.6																																																																																																				
Radii of gyration - X (mm):	32.5																																																																																																				
Radii of gyration - Y (mm):	83.4																																																																																																				
Principal moments along X-Y (mm <sup>4</sup> ):	5393597.4 along [1.0 0.2]																																																																																																				
Principal moments along Y-X (mm <sup>4</sup> ):	56462785.7 along [-0.2 1.0]																																																																																																				
Elastic Modulus - Zx (mm <sup>2</sup> ):	I / y-max= 84371.9																																																																																																				
Elastic Modulus - Zy (mm <sup>2</sup> ):	J / x-max= 329229.8																																																																																																				
MASS PROPERTIES (UNIT)	VALUES																																																																																																				
Area (mm <sup>2</sup> ):	5082.7																																																																																																				
Perimeter (mm):	777.4																																																																																																				
Bounding Box - X (mm):	-128.9 to 143.4																																																																																																				
Bounding Box - Y (mm):	-95.4 to 42.2																																																																																																				
Centroid - X (mm):	0.0																																																																																																				
Centroid - Y (mm):	0.0																																																																																																				
Moments of inertia - X (mm <sup>4</sup> ):	8589498.6																																																																																																				
Moments of inertia - Y (mm <sup>4</sup> ):	30139455.1																																																																																																				
Product of inertia - XY (mm <sup>4</sup> ):	-14097466.3																																																																																																				
Radii of gyration - X (mm):	41.2																																																																																																				
Radii of gyration - Y (mm):	77.2																																																																																																				
Principal moments along X-Y (mm <sup>4</sup> ):	1620781.8 along [0.9 0.4]																																																																																																				
Principal moments along Y-X (mm <sup>4</sup> ):	37108171.9 along [-0.4 0.9]																																																																																																				
Elastic Modulus - Zx (mm <sup>2</sup> ):	I / y-max= 90068.2																																																																																																				
Elastic Modulus - Zy (mm <sup>2</sup> ):	J / x-max= 210241.8																																																																																																				

A	16/9/2024	GENERAL REVISED	
NO.	DATE	REVISED	BY
CLIENT: <b>MILLION BASE PROPERTIES LIMITED</b>			
ARCHITECT: <b>WONG TUNG &amp; PARTNERS LIMITED</b> ARCHITECTS & PLANNERS 			
STRUCTURAL ENGINEER: <b>SYW</b>   SYW & ASSOCIATES LTD. CHARTERED ENGINEERS & AUTHORIZED PERSONS 邵賢偉建築工程師			
MAIN CONTRACTOR: <b>顯利工程有限公司</b> HIEN LEE ENGINEERING CO., LTD. 			
JOB NO.: <b>J-861</b>			
PROJECT: <b>PROPOSED RESIDENTIAL DEVELOPMENT AT NOS. 3-6 GLENEALY, CENTRAL, HONG KONG</b>			
TITLE: <b>SECTION PROPERTIES FOR CURTAIN WALL</b>			
DATE: <b>18-Jun.-24</b>		SCALE: <b>1:2(A1)</b>	
DRAWN BY: <b>Asing</b>		CHECKED BY:	
DWG NO.: <b>J861-SD-CW-0008</b>		REV.: <b>A</b>	

<b>WONG TUNG &amp; PARTNERS LTD.</b>	
APPROVED	
APPROVED AS NOTED	
APPROVED AS NOTED & RESUBMIT	
RESUBMIT	
NO COMMENT	
REFER OTHER CONSULTANT'S COMMENTS	
Reviewed for compliance with the design intent. Comments made shall apply as all similar conditions a detail, not an the standard. This approval shall not be construed as relieving the contractor of compliance with the contract documents & requirements.	
Reviewed By	Date

AB1 --- 78.5x8mm ALUM. BAR SLEEVE  
GRADE --- 6061-T6

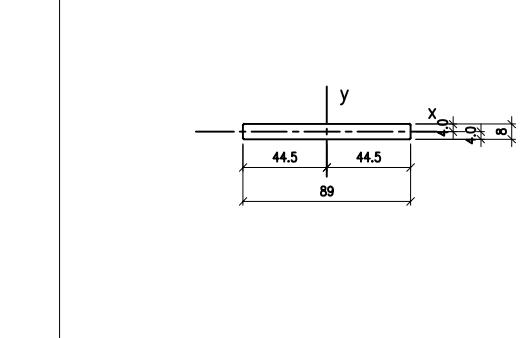
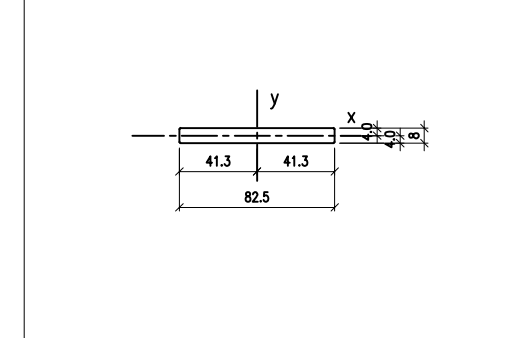
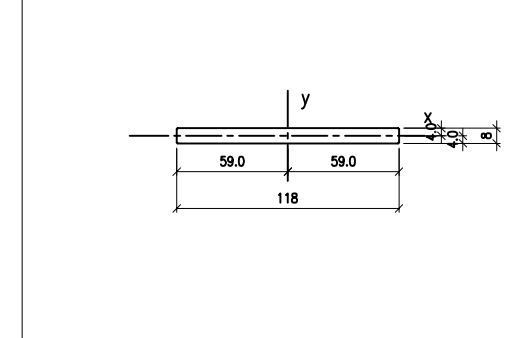
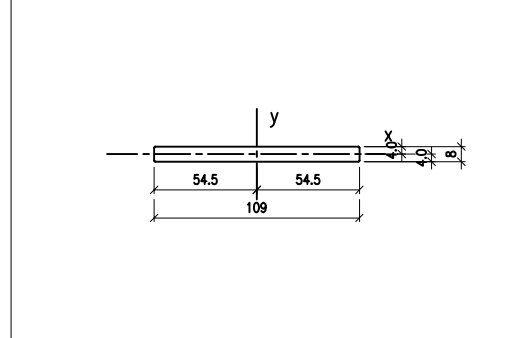
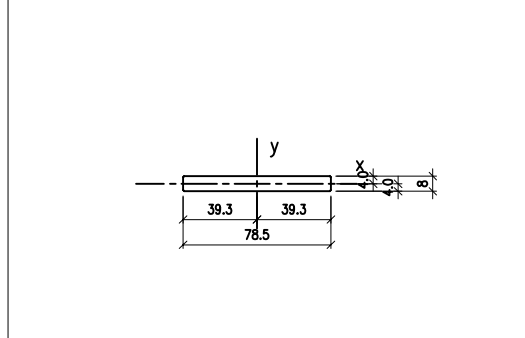
COATING --- ALODINE

AB2 --- 109x8mm ALUM. BAR. SLEEVE  
GRADE --- 6061-T6

COATING --- ALODINE

AB3 --- 118x8mm ALUM. BAR. SLEEVE  
GRADE --- 6061-T6

COATING --- ALODINE



MASS PROPERTIES (UNIT)	VALUES
Area (mm <sup>2</sup> ):	627.8
Perimeter (mm):	172.1
Bounding Box - X (mm):	-39.3 to 39.3
Bounding Box - Y (mm):	-4.0 to 4.0
Centroid - X (mm):	0.0
Centroid - Y (mm):	0.0
Moments of inertia - X (mm <sup>4</sup> ):	3346.1
Moments of inertia - Y (mm <sup>4</sup> ):	322162.4
Product of inertia - XY (mm <sup>4</sup> ):	0.0
Radii of gyration - X (mm):	2.3
Radii of gyration - Y (mm):	22.7
Principal moments along X-Y (mm <sup>4</sup> ):	3346.1 along [1.0 0.0]
Principal moments along Y-X (mm <sup>4</sup> ):	322162.4 along [0.0 1.0]
Elastic Modulus - Zx (mm <sup>2</sup> ):	I / y-max= 836.5
Elastic Modulus - Zy (mm <sup>2</sup> ):	J / x-max= 8208.0

MASS PROPERTIES (UNIT)	VALUES
Area (mm <sup>2</sup> ):	871.8
Perimeter (mm):	233.1
Bounding Box - X (mm):	-54.5 to 54.5
Bounding Box - Y (mm):	-4.0 to 4.0
Centroid - X (mm):	0.0
Centroid - Y (mm):	0.0
Moments of inertia - X (mm <sup>4</sup> ):	4647.4
Moments of inertia - Y (mm <sup>4</sup> ):	862717.9
Product of inertia - XY (mm <sup>4</sup> ):	0.0
Radii of gyration - X (mm):	2.3
Radii of gyration - Y (mm):	31.5
Principal moments along X-Y (mm <sup>4</sup> ):	4647.4 along [1.0 0.0]
Principal moments along Y-X (mm <sup>4</sup> ):	862717.9 along [0.0 1.0]
Elastic Modulus - Zx (mm <sup>2</sup> ):	I / y-max= 1161.9
Elastic Modulus - Zy (mm <sup>2</sup> ):	J / x-max= 15829.7

MASS PROPERTIES (UNIT)	VALUES
Area (mm <sup>2</sup> ):	943.8
Perimeter (mm):	251.1
Bounding Box - X (mm):	-59.0 to 59.0
Bounding Box - Y (mm):	-4.0 to 4.0
Centroid - X (mm):	0.0
Centroid - Y (mm):	0.0
Moments of inertia - X (mm <sup>4</sup> ):	5031.4
Moments of inertia - Y (mm <sup>4</sup> ):	1094610.5
Product of inertia - XY (mm <sup>4</sup> ):	0.0
Radii of gyration - X (mm):	2.3
Radii of gyration - Y (mm):	34.1
Principal moments along X-Y (mm <sup>4</sup> ):	5031.4 along [1.0 0.0]
Principal moments along Y-X (mm <sup>4</sup> ):	1094610.5 along [0.0 1.0]
Elastic Modulus - Zx (mm <sup>2</sup> ):	I / y-max= 1257.9
Elastic Modulus - Zy (mm <sup>2</sup> ):	J / x-max= 15852.7

MASS PROPERTIES (UNIT)	VALUES
Area (mm <sup>2</sup> ):	659.8
Perimeter (mm):	180.1
Bounding Box - X (mm):	-41.3 to 41.3
Bounding Box - Y (mm):	-4.0 to 4.0
Centroid - X (mm):	0.0
Centroid - Y (mm):	0.0
Moments of inertia - X (mm <sup>4</sup> ):	3516.8
Moments of inertia - Y (mm <sup>4</sup> ):	373980.6
Product of inertia - XY (mm <sup>4</sup> ):	0.0
Radii of gyration - X (mm):	2.3
Radii of gyration - Y (mm):	23.8
Principal moments along X-Y (mm <sup>4</sup> ):	3516.8 along [1.0 0.0]
Principal moments along Y-X (mm <sup>4</sup> ):	373980.6 along [0.0 1.0]
Elastic Modulus - Zx (mm <sup>2</sup> ):	I / y-max= 879.2
Elastic Modulus - Zy (mm <sup>2</sup> ):	J / x-max= 9066.2

MASS PROPERTIES (UNIT)	VALUES
Area (mm <sup>2</sup> ):	711.5
Perimeter (mm):	193.1
Bounding Box - X (mm):	-44.5 to 44.5
Bounding Box - Y (mm):	-4.0 to 4.0
Centroid - X (mm):	0.0
Centroid - Y (mm):	0.0
Moments of inertia - X (mm <sup>4</sup> ):	3792.4
Moments of inertia - Y (mm <sup>4</sup> ):	468923.5
Product of inertia - XY (mm <sup>4</sup> ):	0.0
Radii of gyration - X (mm):	2.3
Radii of gyration - Y (mm):	25.7
Principal moments along X-Y (mm <sup>4</sup> ):	3792.4 along [1.0 0.0]
Principal moments along Y-X (mm <sup>4</sup> ):	468923.5 along [0.0 1.0]
Elastic Modulus - Zx (mm <sup>2</sup> ):	I / y-max= 948.1
Elastic Modulus - Zy (mm <sup>2</sup> ):	J / x-max= 10542.3

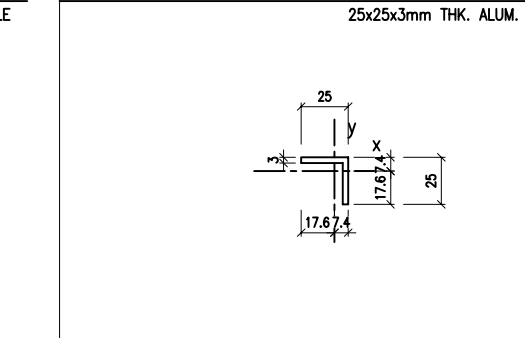
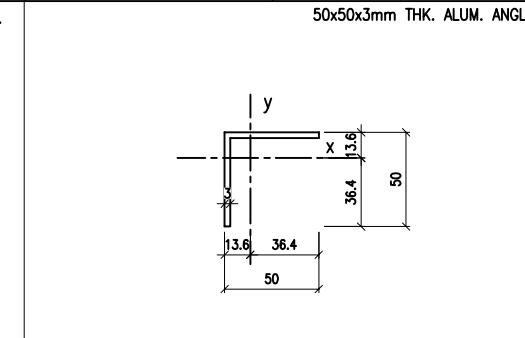
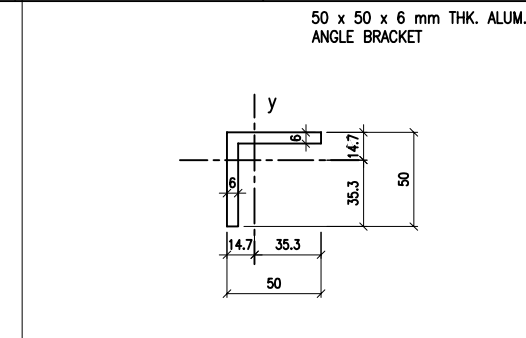
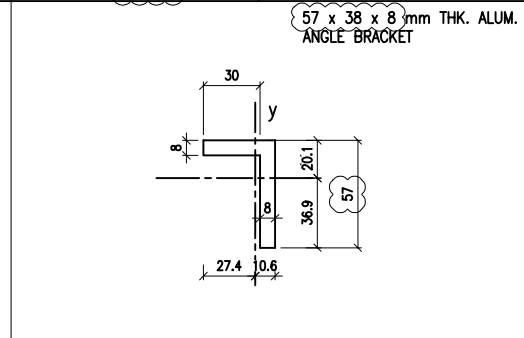
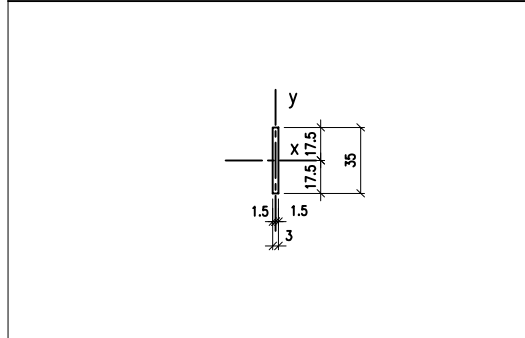
AB6 --- 35x3mm ALUM. BAR.  
GRADE --- 6063-T6

A1 --- ALUMINIUM ANGLE  
GRADE --- 6061 T6

A2 --- ALUMINIUM ANGLE  
GRADE --- 6063 T6

A3 --- ALUMINIUM ANGLE  
GRADE --- 6063 T6

A4 --- ALUMINIUM ANGLE  
GRADE --- 6063 T6



MASS PROPERTIES (UNIT)	VALUES
Area (mm <sup>2</sup> ):	105.0
Perimeter (mm):	76.0
Bounding Box - X (mm):	-1.5 to 1.5
Bounding Box - Y (mm):	-17.5 to 17.5
Centroid - X (mm):	0.0
Centroid - Y (mm):	0.0
Moments of inertia - X (mm <sup>4</sup> ):	10718.8
Moments of inertia - Y (mm <sup>4</sup> ):	78.8
Product of inertia - XY (mm <sup>4</sup> ):	0.0
Radii of gyration - X (mm):	10.1
Radii of gyration - Y (mm):	0.9
Principal moments along X-Y (mm <sup>4</sup> ):	10718.8 along [1.0 0.0]
Principal moments along Y-X (mm <sup>4</sup> ):	78.8 along [0.0 1.0]
Elastic Modulus - Zx (mm <sup>2</sup> ):	I / y-max= 612.5
Elastic Modulus - Zy (mm <sup>2</sup> ):	J / x-max= 52.5

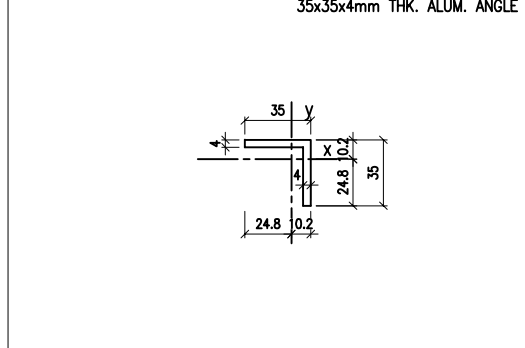
MASS PROPERTIES (UNIT)	VALUES
Area (mm <sup>2</sup> ):	696.0
Perimeter (mm):	190.0
Bounding Box - X (mm):	-27.4 to 10.6
Bounding Box - Y (mm):	-36.9 to 20.1
Centroid - X (mm):	0.0
Centroid - Y (mm):	0.0
Moments of inertia - X (mm <sup>4</sup> ):	219126.1
Moments of inertia - Y (mm <sup>4</sup> ):	77196.1
Product of inertia - XY (mm <sup>4</sup> ):	73195.9
Radii of gyration - X (mm):	17.7
Radii of gyration - Y (mm):	10.5
Principal moments along X-Y (mm <sup>4</sup> ):	250110.5 along [0.9 0.4]
Principal moments along Y-X (mm <sup>4</sup> ):	46211.8 along [-0.4 0.9]
Elastic Modulus - Zx (mm <sup>2</sup> ):	I / y-max= 5930.6
Elastic Modulus - Zy (mm <sup>2</sup> ):	J / x-max= 2812.4

MASS PROPERTIES (UNIT)	VALUES
Area (mm <sup>2</sup> ):	564.0
Perimeter (mm):	200.0
Bounding Box - X (mm):	-14.7 to 35.3
Bounding Box - Y (mm):	-35.3 to 14.7
Centroid - X (mm):	0.0
Centroid - Y (mm):	0.0
Moments of inertia - X (mm <sup>4</sup> ):	131256.3
Moments of inertia - Y (mm <sup>4</sup> ):	131257.8
Product of inertia - XY (mm <sup>4</sup> ):	-77233.5
Radii of gyration - X (mm):	15.3
Radii of gyration - Y (mm):	15.3
Principal moments along X-Y (mm <sup>4</sup> ):	54023.5 along [0.7 0.7]
Principal moments along Y-X (mm <sup>4</sup> ):	208490.5 along [-0.7 0.7]
Elastic Modulus - Zx (mm <sup>2</sup> ):	I / y-max= 3718.5
Elastic Modulus - Zy (mm <sup>2</sup> ):	J / x-max= 3718.6

MASS PROPERTIES (UNIT)	VALUES
Area (mm <sup>2</sup> ):	291.0
Perimeter (mm):	200.0
Bounding Box - X (mm):	-13.6 to 36.4
Bounding Box - Y (mm):	-36.4 to 13.6
Centroid - X (mm):	0.0
Centroid - Y (mm):	0.0
Moments of inertia - X (mm <sup>4</sup> ):	71492.6
Moments of inertia - Y (mm <sup>4</sup> ):	71493.4
Product of inertia - XY (mm <sup>4</sup> ):	-42699.4
Radii of gyration - X (mm):	15.7
Radii of gyration - Y (mm):	15.7
Principal moments along X-Y (mm <sup>4</sup> ):	28793.6 along [0.7 0.7]
Principal moments along Y-X (mm <sup>4</sup> ):	114192.4 along [-0.7 0.7]
Elastic Modulus - Zx (mm <sup>2</sup> ):	I / y-max= 1964.8
Elastic Modulus - Zy (mm <sup>2</sup> ):	J / x-max= 1964.8

MASS PROPERTIES (UNIT)	VALUES
Area (mm <sup>2</sup> ):	141.0
Perimeter (mm):	100.0
Bounding Box - X (mm):	-17.6 to 7.4
Bounding Box - Y (mm):	-17.6 to 7.4
Centroid - X (mm):	0.0
Centroid - Y (mm):	0.0
Moments of inertia - X (mm <sup>4</sup> ):	8203.6
Moments of inertia - Y (mm <sup>4</sup> ):	8203.6
Product of inertia - XY (mm <sup>4</sup> ):	4827.1
Radii of gyration - X (mm):	7.6
Radii of gyration - Y (mm):	7.6
Principal moments along X-Y (mm <sup>4</sup> ):	3376.5 along [0.7 -0.7]
Principal moments along Y-X (mm <sup>4</sup> ):	13030.8 along [0.7 0.7]
Elastic Modulus - Zx (mm <sup>2</sup> ):	I / y-max= 464.8
Elastic Modulus - Zy (mm <sup>2</sup> ):	J / x-max= 464.8

A4a --- ALUMINIUM ANGLE  
GRADE --- 6063 T6



MASS PROPERTIES (UNIT)	VALUES
Area (mm <sup>2</sup> ):	264.0
Perimeter (mm):	140.0
Bounding Box - X (mm):	-24.8 to 10.2
Bounding Box - Y (mm):	-24.8 to 10.2
Centroid - X (mm):	0.0
Centroid - Y (mm):	0.0
Moments of inertia - X (mm <sup>4</sup> ):	30255.3
Moments of inertia - Y (mm <sup>4</sup> ):	30255.2
Product of inertia - XY (mm <sup>4</sup> ):	17836.7
Radii of gyration - X (mm):	10.7
Radii of gyration - Y (mm):	10.7
Principal moments along X-Y (mm <sup>4</sup> ):	48092.0 along [0.7 0.7]
Principal moments along Y-X (mm <sup>4</sup> ):	12418.5 along [-0.7 0.7]
Elastic Modulus - Zx (mm <sup>2</sup> ):	I / y-max= 1220.9
Elastic Modulus - Zy (mm <sup>2</sup> ):	J / x-max= 1220.9

NOTE:  
1. ALL DIMENSIONS ARE IN mm.  
2. ALL ELEVATIONS ARE VIEWED FROM OUTSIDE.  
3. ALL DIMENSIONS TO BE VERIFIED ON SITE BEFORE FABRICATION.

LEGEND:  
X1 --- DETAIL MARK NO.  
X001 --- REFER SHEET NO.

1. F.F.L. --- FINISHED FLOOR LEVEL  
2. S.F.L. --- STRUCTURAL FLOOR LEVEL  
3. (R) --- REVERSED DETAIL

A	16/9/2024	GENERAL REVISED	
NO.	DATE	REVISED	BY

CLIENT:  
**MILLION BASE PROPERTIES LIMITED**

ARCHITECT:  
**WONG TUNG & PARTNERS LIMITED**  
ARCHITECTS & PLANNERS

STRUCTURAL ENGINEER:  
**SYW | SYW & ASSOCIATES LTD.**  
CHARTERED ENGINEERS & AUTHORIZED PERSONS  
邵賢偉建築工程師

MAIN CONTRACTOR:  
**顯利工程有限公司**  
HIEN LEE ENGINEERING CO., LTD.

**美特鋁質有限公司**  
MIDI ALUMINIUM FABRICATOR LTD.  
Units 6-8, Sunray Industrial Centre, 1/F  
610 Cha Kwo Ling Road, Kowloon  
Tel:23489211-4 Fax:(852)2727666

JOB NO.: **J-861**

PROJECT:  
**PROPOSED RESIDENTIAL DEVELOPMENT AT NOS. 3-6 GLENEALY, CENTRAL, HONG KONG**

TITLE:  
**SECTION PROPERTIES FOR CURTAIN WALL**

DATE: **18-Jun.-24** SCALE: **1:2(A1)**

DRAWN BY: **Asing** CHECKED BY:

DWG NO.: **J861-SD-CW-0009** REV.: **A**

<b>WONG TUNG &amp; PARTNERS LTD.</b>	
APPROVED	
APPROVED AS NOTED	
APPROVED AS NOTED & RESUBMIT	
RESUBMIT	
NO COMMENT	
REFER OTHER CONSULTANT'S COMMENTS	
Reviewed for compliance with the design intent. Comments made shall apply as all similar conditions a detail, not just the one noted.	
This approval shall not be construed as relieving the contractor of compliance with the contract documents & requirements.	
Reviewed By	Date



S1 --- 65x65x6mm THK. G.M.S. BUILD-UP HOLLOW GRADE --- S275J0	COATING --- HOT-DIP GALVANIZED	S2 --- 81.5x8mm G.M.S. SLEEVE PLATE GRADE --- S275J0	COATING --- HOT-DIP GALVANIZED	S3 --- 77.5x8mm G.M.S. SLEEVE PLATE GRADE --- S275J0	COATING --- HOT-DIP GALVANIZED	S4 --- 108x8mm G.M.S. SLEEVE PLATE GRADE --- S275J0	COATING --- HOT-DIP GALVANIZED
--	--------------------------------	---	--------------------------------	---	--------------------------------	--	--------------------------------

MASS PROPERTIES (UNIT)	VALUES	MASS PROPERTIES (UNIT)	VALUES	MASS PROPERTIES (UNIT)	VALUES	MASS PROPERTIES (UNIT)	VALUES
Area (mm <sup>2</sup> ):	1201.0	Area (mm <sup>2</sup> ):	652.0	Area (mm <sup>2</sup> ):	620.0	Area (mm <sup>2</sup> ):	864.0
Perimeter (mm):	395.5	Perimeter (mm):	179.0	Perimeter (mm):	171.0	Perimeter (mm):	232.0
Bounding Box - X (mm):	-34.0 to 31.0	Bounding Box - X (mm):	-4.0 to 4.0	Bounding Box - X (mm):	-4.0 to 4.0	Bounding Box - X (mm):	-4.0 to 4.0
Bounding Box - Y (mm):	-22.2 to 33.5	Bounding Box - Y (mm):	-40.8 to 40.8	Bounding Box - Y (mm):	-38.8 to 38.8	Bounding Box - Y (mm):	-54.0 to 54.0
Centroid - X (mm):	0.0	Centroid - X (mm):	0.0	Centroid - X (mm):	0.0	Centroid - X (mm):	0.0
Centroid - Y (mm):	0.0	Centroid - Y (mm):	0.0	Centroid - Y (mm):	0.0	Centroid - Y (mm):	0.0
Moments of inertia - X (mm <sup>4</sup> ):	335847.5	Moments of inertia - X (mm <sup>4</sup> ):	360895.6	Moments of inertia - X (mm <sup>4</sup> ):	310322.9	Moments of inertia - X (mm <sup>4</sup> ):	839808.0
Moments of inertia - Y (mm <sup>4</sup> ):	602428.1	Moments of inertia - Y (mm <sup>4</sup> ):	3477.3	Moments of inertia - Y (mm <sup>4</sup> ):	3306.6	Moments of inertia - Y (mm <sup>4</sup> ):	4608.0
Product of inertia - XY (mm <sup>4</sup> ):	-68307.9	Product of inertia - XY (mm <sup>4</sup> ):	0.0	Product of inertia - XY (mm <sup>4</sup> ):	0.0	Product of inertia - XY (mm <sup>4</sup> ):	0.0
Radii of gyration - X (mm):	16.7	Radii of gyration - X (mm):	23.5	Radii of gyration - X (mm):	22.4	Radii of gyration - X (mm):	31.2
Radii of gyration - Y (mm):	22.4	Radii of gyration - Y (mm):	2.3	Radii of gyration - Y (mm):	2.3	Radii of gyration - Y (mm):	2.3
Principal moments along X-Y (mm <sup>4</sup> ):	319363.8 along [1.0 0.2]	Principal moments along X-Y (mm <sup>4</sup> ):	360895.6 along [1.0 0.0]	Principal moments along X-Y (mm <sup>4</sup> ):	310322.9 along [1.0 0.0]	Principal moments along X-Y (mm <sup>4</sup> ):	839808.0 along [1.0 0.0]
Principal moments along Y-X (mm <sup>4</sup> ):	618911.9 along [-0.2 1.0]	Principal moments along Y-X (mm <sup>4</sup> ):	3477.3 along [0.0 1.0]	Principal moments along Y-X (mm <sup>4</sup> ):	3306.6 along [0.0 1.0]	Principal moments along Y-X (mm <sup>4</sup> ):	4608.0 along [0.0 1.0]
Elastic Modulus - Zx (mm <sup>3</sup> ):	I / y-max= 10037.6	Elastic Modulus - Zx (mm <sup>3</sup> ):	I / y-max= 8856.3	Elastic Modulus - Zx (mm <sup>3</sup> ):	I / y-max= 8008.3	Elastic Modulus - Zx (mm <sup>3</sup> ):	I / y-max= 15552.0
Elastic Modulus - Zy (mm <sup>3</sup> ):	J / x-max= 17730.0	Elastic Modulus - Zy (mm <sup>3</sup> ):	J / x-max= 869.3	Elastic Modulus - Zy (mm <sup>3</sup> ):	J / x-max= 826.7	Elastic Modulus - Zy (mm <sup>3</sup> ):	J / x-max= 1152.0

NOTE:  
1. ALL DIMENSIONS ARE IN mm.  
2. ALL ELEVATIONS ARE VIEWED FROM OUTSIDE.  
3. ALL DIMENSIONS TO BE VERIFIED ON SITE BEFORE FABRICATION.

LEGEND:  
 --- DETAIL MARK NO.  
 --- REFER SHEET NO.

1. F.F.L. --- FINISHED FLOOR LEVEL  
2. S.F.L. --- STRUCTURAL FLOOR LEVEL  
3. (R) --- REVERSED DETAIL

A	16/9/2024	GENERAL REVISED	
NO.	DATE	REVISED	BY

CLIENT:  
**MILLION BASE PROPERTIES LIMITED**

ARCHITECT:  
**WONG TUNG & PARTNERS LIMITED**  
ARCHITECTS & PLANNERS

STRUCTURAL ENGINEER:  
**SYW & ASSOCIATES LTD.**  
STRUCTURAL ENGINEERS & AUTHORIZED PERSONS  
**邵賢偉建築工程師**

MAIN CONTRACTOR:  
**顯利工程有限公司**  
HIEN LEE ENGINEERING CO., LTD.

**美特鋁質有限公司**  
MIDI ALUMINIUM FABRICATOR LTD.  
Units 6-8, Sunray Industrial Centre, 1/F  
610 Cha Kwo Ling Road, Kowloon  
Tel:23489211-4 Fax:(852)2727666

JOB NO.: **J-861**

PROJECT:  
**PROPOSED RESIDENTIAL DEVELOPMENT AT NOS. 3-6 GLENEALY, CENTRAL, HONG KONG**

TITLE:  
**SECTION PROPERTIES FOR CURTAIN WALL**

DATE: **18-Jun.-24** SCALE: **1:2(A1)**

DRAWN BY: **Asing** CHECKED BY:

DWG NO.: **J861-SD-CW-0011** REV.: **A**

S5 --- 117x8mm G.M.S. SLEEVE PLATE GRADE --- S275J0	COATING --- HOT-DIP GALVANIZED	S6 --- 88x8mm G.M.S. SLEEVE PLATE GRADE --- S275J0	COATING --- HOT-DIP GALVANIZED	BK3 --- 171x193x16mm THK. G.M.S. BUILD-UP ANGLE BRACKET (L=200mm) GRADE --- S275J0	COATING --- HOT-DIP GALVANIZED
--	--------------------------------	---	--------------------------------	---	--------------------------------

MASS PROPERTIES (UNIT)	VALUES	MASS PROPERTIES (UNIT)	VALUES	MASS PROPERTIES (UNIT)	VALUES	MASS PROPERTIES (UNIT)	VALUES
Area (mm <sup>2</sup> ):	936.0	Area (mm <sup>2</sup> ):	704.0	Area (mm <sup>2</sup> ):	6101.0	Area (mm <sup>2</sup> ):	6101.0
Perimeter (mm):	250.0	Perimeter (mm):	192.0	Perimeter (mm):	788.0	Perimeter (mm):	788.0
Bounding Box - X (mm):	-4.0 to 4.0	Bounding Box - X (mm):	-4.0 to 4.0	Bounding Box - X (mm):	-143.8 to 170.0	Bounding Box - X (mm):	-143.8 to 170.0
Bounding Box - Y (mm):	-58.5 to 58.5	Bounding Box - Y (mm):	-44.0 to 44.0	Bounding Box - Y (mm):	-98.2 to 34.0	Bounding Box - Y (mm):	-98.2 to 34.0
Centroid - X (mm):	0.0	Centroid - X (mm):	0.0	Centroid - X (mm):	0.0	Centroid - X (mm):	0.0
Centroid - Y (mm):	0.0	Centroid - Y (mm):	0.0	Centroid - Y (mm):	0.0	Centroid - Y (mm):	0.0
Moments of inertia - X (mm <sup>4</sup> ):	1067742.0	Moments of inertia - X (mm <sup>4</sup> ):	454314.7	Moments of inertia - X (mm <sup>4</sup> ):	8550367.6	Moments of inertia - X (mm <sup>4</sup> ):	8550367.6
Moments of inertia - Y (mm <sup>4</sup> ):	4992.1	Moments of inertia - Y (mm <sup>4</sup> ):	3754.6	Moments of inertia - Y (mm <sup>4</sup> ):	46801220.5	Moments of inertia - Y (mm <sup>4</sup> ):	46801220.5
Product of inertia - XY (mm <sup>4</sup> ):	0.0	Product of inertia - XY (mm <sup>4</sup> ):	0.0	Product of inertia - XY (mm <sup>4</sup> ):	-15628878.9	Product of inertia - XY (mm <sup>4</sup> ):	-15628878.9
Radii of gyration - X (mm):	33.8	Radii of gyration - X (mm):	25.4	Radii of gyration - X (mm):	37.4	Radii of gyration - X (mm):	37.4
Radii of gyration - Y (mm):	2.3	Radii of gyration - Y (mm):	2.3	Radii of gyration - Y (mm):	87.6	Radii of gyration - Y (mm):	87.6
Principal moments along X-Y (mm <sup>4</sup> ):	1067742.0 along [1.0 0.0]	Principal moments along X-Y (mm <sup>4</sup> ):	454314.7 along [1.0 0.0]	Principal moments along X-Y (mm <sup>4</sup> ):	2976729.5 along [0.9 0.3]	Principal moments along X-Y (mm <sup>4</sup> ):	2976729.5 along [0.9 0.3]
Principal moments along Y-X (mm <sup>4</sup> ):	4992.1 along [0.0 1.0]	Principal moments along Y-X (mm <sup>4</sup> ):	3754.6 along [0.0 1.0]	Principal moments along Y-X (mm <sup>4</sup> ):	52374858.6 along [-0.3 0.9]	Principal moments along Y-X (mm <sup>4</sup> ):	52374858.6 along [-0.3 0.9]
Elastic Modulus - Zx (mm <sup>3</sup> ):	I / y-max= 18252.0	Elastic Modulus - Zx (mm <sup>3</sup> ):	I / y-max= 10325.3	Elastic Modulus - Zx (mm <sup>3</sup> ):	I / y-max= 87046.8	Elastic Modulus - Zx (mm <sup>3</sup> ):	I / y-max= 87046.8
Elastic Modulus - Zy (mm <sup>3</sup> ):	J / x-max= 1248.0	Elastic Modulus - Zy (mm <sup>3</sup> ):	J / x-max= 938.7	Elastic Modulus - Zy (mm <sup>3</sup> ):	J / x-max= 275356.0	Elastic Modulus - Zy (mm <sup>3</sup> ):	J / x-max= 275356.0

BK4 --- 171x343x16mm THK. G.M.S. BUILD-UP ANGLE BRACKET (L=220mm) GRADE --- S275J0	COATING --- HOT-DIP GALVANIZED
---	--------------------------------

MASS PROPERTIES (UNIT)	VALUES
Area (mm <sup>2</sup> ):	8500.8
Perimeter (mm):	1088.0
Bounding Box - X (mm):	-212.9 to 250.8
Bounding Box - Y (mm):	-105.6 to 26.6
Centroid - X (mm):	0.0
Centroid - Y (mm):	0.0
Moments of inertia - X (mm <sup>4</sup> ):	9761417.5
Moments of inertia - Y (mm <sup>4</sup> ):	154651080.5
Product of inertia - XY (mm <sup>4</sup> ):	-26577506.3
Radii of gyration - X (mm):	33.9
Radii of gyration - Y (mm):	134.9
Principal moments along X-Y (mm <sup>4</sup> ):	5040081.2 along [1.0 0.2]
Principal moments along Y-X (mm <sup>4</sup> ):	159372416.8 along [-0.2 1.0]
Elastic Modulus - Zx (mm <sup>3</sup> ):	I / y-max= 92478.6
Elastic Modulus - Zy (mm <sup>3</sup> ):	J / x-max= 616627.0

**WONG TUNG & PARTNERS LTD.**

APPROVED	
APPROVED AS NOTED	
APPROVED AS NOTED & RESUBMIT	
RESUBMIT	
NO COMMENT	
REFER OTHER CONSULTANT'S COMMENTS	

Reviewed for compliance with the design intent. Comments made shall apply as all similar conditions a detail, not just the one noted.  
The approval shall not be construed as relieving the contractor of compliance with the contract documents & requirements.

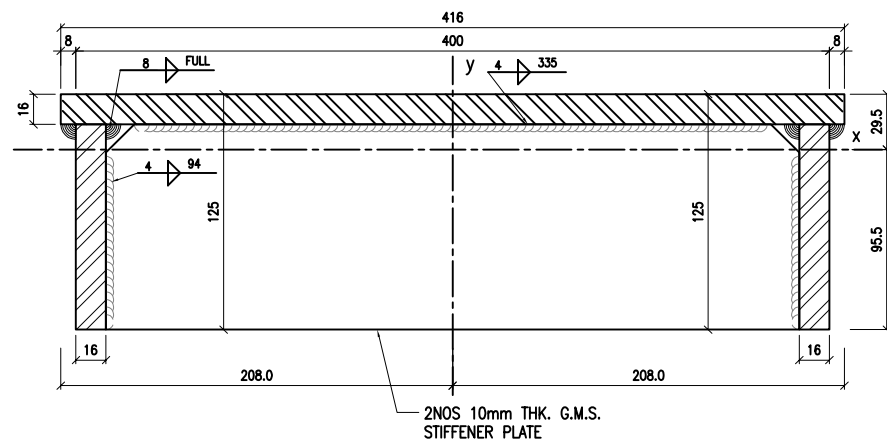
Reviewed By	Date
_____	_____

BK5 --- 125x400x125x16mm THK. G.M.S. BUILD-UP CHANNEL BRACKET (L=200mm)  
GRADE --- S275J0

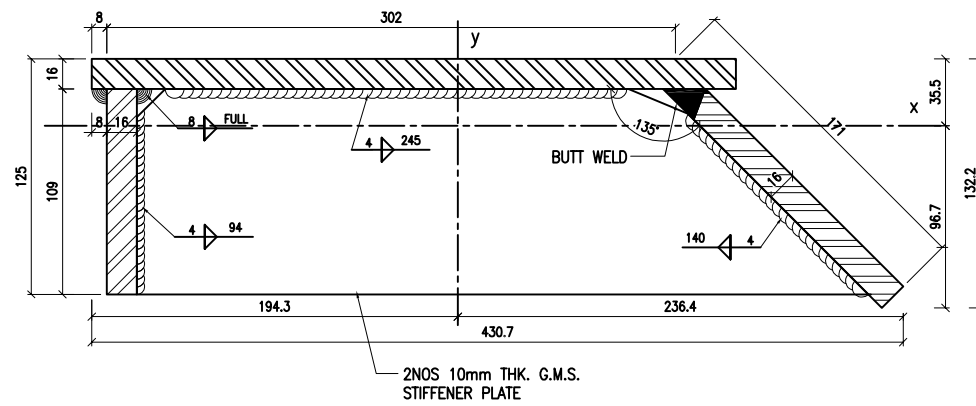
COATING --- HOT-DIP GALVANIZED

BK11 --- 125x302x171x16mm THK. G.M.S. BUILD-UP CHANNEL BRACKET (L=200mm)  
GRADE --- S275J0

COATING --- HOT-DIP GALVANIZED



MASS PROPERTIES (UNIT)	VALUES
Area (mm <sup>2</sup> ) :	10144.3
Perimeter (mm) :	1300.0
Bounding Box - X (mm) :	-208.0 to 208.0
Bounding Box - Y (mm) :	-95.5 to 29.5
Centroid - X (mm) :	0.0
Centroid - Y (mm) :	0.0
Moments of inertia - X (mm <sup>4</sup> ) :	12535514.1
Moments of inertia - Y (mm <sup>4</sup> ) :	224672582.5
Product of inertia - XY (mm <sup>4</sup> ) :	215.0
Radii of gyration - X (mm) :	35.2
Radii of gyration - Y (mm) :	148.8
Principal moments along X-Y (mm <sup>4</sup> ) :	12535514.1 along [1.0 0.0]
Principal moments along Y-X (mm <sup>4</sup> ) :	224672582.5 along [0.0 1.0]
Elastic Modulus - Zx (mm <sup>3</sup> ) :	I / y-max= 131248.3
Elastic Modulus - Zy (mm <sup>3</sup> ) :	J / x-max= 1080100.9



MASS PROPERTIES (UNIT)	VALUES
Area (mm <sup>2</sup> ) :	9717.0
Perimeter (mm) :	1240.0
Bounding Box - X (mm) :	-194.3 to 236.4
Bounding Box - Y (mm) :	-96.7 to 35.5
Centroid - X (mm) :	0.0
Centroid - Y (mm) :	0.0
Moments of inertia - X (mm <sup>4</sup> ) :	13883772.9
Moments of inertia - Y (mm <sup>4</sup> ) :	191329178.5
Product of inertia - XY (mm <sup>4</sup> ) :	10860738.1
Radii of gyration - X (mm) :	37.8
Radii of gyration - Y (mm) :	140.3
Principal moments along X-Y (mm <sup>4</sup> ) :	13221501.4 along [1.0 -0.1]
Principal moments along Y-X (mm <sup>4</sup> ) :	191991450.0 along [0.1 1.0]
Elastic Modulus - Zx (mm <sup>3</sup> ) :	I / y-max= 143624.5
Elastic Modulus - Zy (mm <sup>3</sup> ) :	J / x-max= 809239.5

- NOTE :
1. ALL DIMENSIONS ARE IN mm.
  2. ALL ELEVATIONS ARE VIEWED FROM OUTSIDE.
  3. ALL DIMENSIONS TO BE VERIFIED ON SITE BEFORE FABRICATION.

- LEGEND :
- (X1) --- DETAIL MARK NO.
  - (X001) --- REFER SHEET NO.

1. F.F.L. --- FINISHED FLOOR LEVEL
2. S.F.L. --- STRUCTURAL FLOOR LEVEL
3. (R) --- REVERSED DETAIL

NO.	DATE	REVISED	BY

CLIENT :  
**MILLION BASE PROPERTIES LIMITED**

ARCHITECT :  
**WONG TUNG & PARTNERS LIMITED**  
ARCHITECTS & PLANNERS

STRUCTURAL ENGINEER :  
**SYW | SYW & ASSOCIATES LTD.**  
REGISTERED ENGINEERS & AUTHORIZED PERSONS  
邵賢偉建築工程師

MAIN CONTRACTOR :  
**顯利工程有限公司**  
HIEN LEE ENGINEERING CO., LTD.

**美特鋁質有限公司**  
MIDI ALUMINIUM FABRICATOR LTD.  
Units 6-8, Sunray Industrial Centre, 1/F  
610 Cha Kwo Ling Road, Kowloon  
Tel:23489211-4 Fax:(852)27727666

JOB NO. : **J-861**

PROJECT :  
**PROPOSED RESIDENTIAL DEVELOPMENT AT NOS. 3-6 GLENEALY, CENTRAL, HONG KONG**

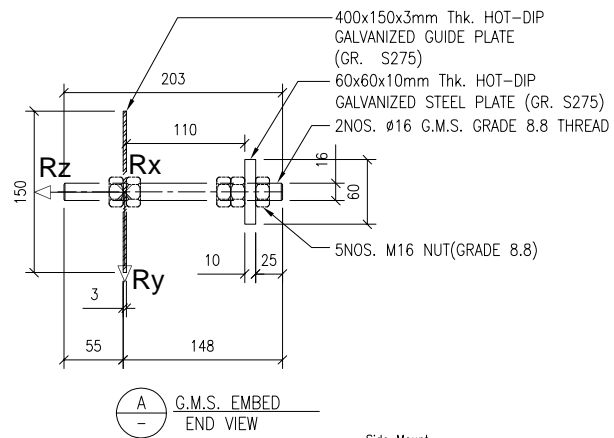
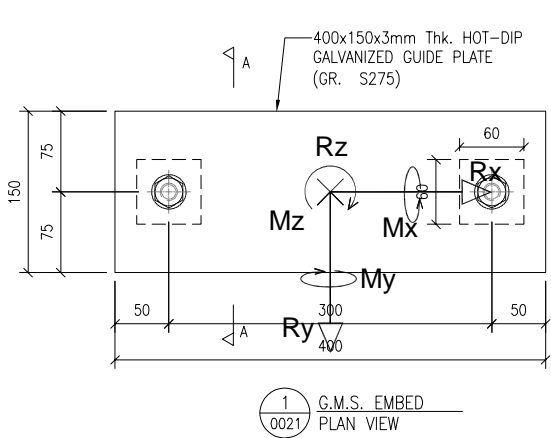
TITLE :  
**SECTION PROPERTIES FOR CURTAIN WALL**

DATE : **18-Jun.-24** SCALE : **1:2(A1)**

DRAWN BY : **Asing** CHECKED BY :

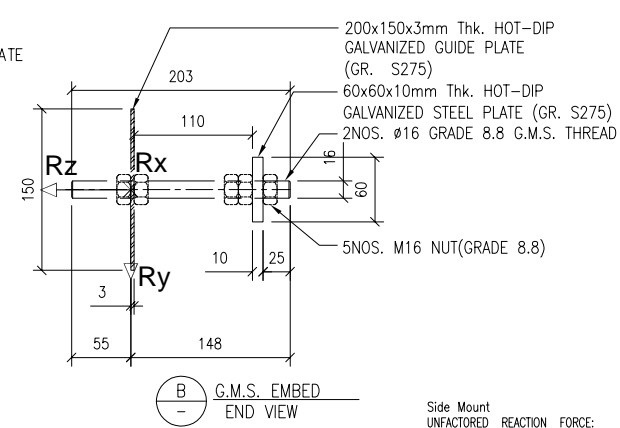
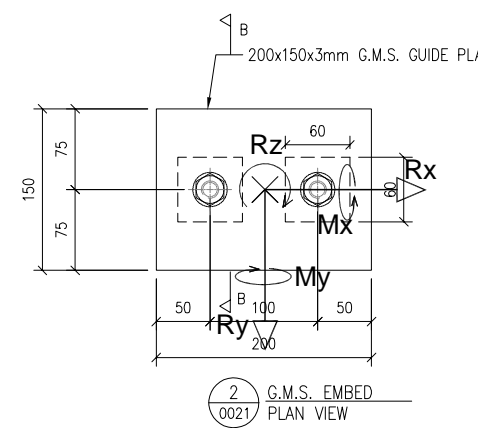
DWG NO. : **J861-SD-CW-0012** REV. : **-**

WONG TUNG & PARTNERS LTD.	
APPROVED	
APPROVED AS NOTED	
APPROVED AS NOTED & RESUBMIT	
RESUBMIT	
NO COMMENT	
REFER OTHER CONSULTANT'S COMMENTS	
Reviewed for compliance with the design intent. Comments made shall apply to all similar conditions & details, not just the one noted. The approval shall not be construed as relieving the contractor of compliance with the contract documents & requirements.	
Reviewed By	Date



Side Mount UNFACTORED REACTION FORCE:

	WL (In/out)	WL (Up/down)	DL
Rx (kN)	0	0	0
Ry (kN)	0	3.62	4.9
Rz (kN)	24	0	0
Mx (kNm)	0	0.4	0.54
My (kNm)	0	0	0
Mz (kNm)	0	0	0



Side Mount UNFACTORED REACTION FORCE:

	WL (In/out)	WL (Up/down)	DL
Rx (kN)	0	0	0
Ry (kN)	0	2.8	3.79
Rz (kN)	18.6	0	0
Mx (kNm)	0	0.31	0.42
My (kNm)	2.69	0	0
Mz (kNm)	0	0.41	0.55

NOTE:  
 1. ALL DIMENSIONS ARE IN mm.  
 2. ALL ELEVATIONS ARE VIEWED FROM OUTSIDE.  
 3. ALL DIMENSIONS TO BE VERIFIED ON SITE BEFORE FABRICATION.

LEGEND:  
 (X1) --- DETAIL MARK NO.  
 (X001) --- REFER SHEET NO.

1. F.F.L --- FINISHED FLOOR LEVEL  
 2. S.F.L --- STRUCTURAL FLOOR LEVEL  
 3. (R) --- REVERSED DETAIL

A	16/9/2024	GENERAL REVISED	
NO.	DATE	REVISED	BY

CAST-IN TYPE: EM01 DESCRIPTION: 400x150x3mm Thk. HOT-DIP GALVANIZED GUIDE PLATE (GR. S275) W/ Ø16mm GRADE 8.8 G.M.S. THREAD

CAST-IN TYPE: EM02 DESCRIPTION: 200x150x3mm Thk. HOT-DIP GALVANIZED GUIDE PLATE (GR. S275) W/ Ø16mm GRADE 8.8 G.M.S. THREAD

CLIENT :  
**MILLION BASE PROPERTIES LIMITED**

ARCHITECT :  
**WONG TUNG & PARTNERS LIMITED**  
ARCHITECTS & PLANNERS

STRUCTURAL ENGINEER :  
**SYW** SYW & ASSOCIATES LTD.  
CHARTERED ENGINEERS & AUTHORIZED PERSONS  
邵賢偉建築工程師

MAIN CONTRACTOR :  
**顯利工程有限公司**  
HIEN LEE ENGINEERING CO., LTD.

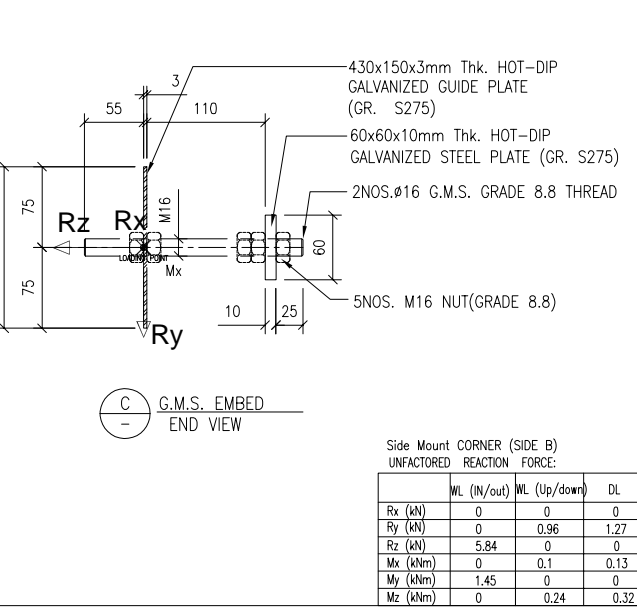
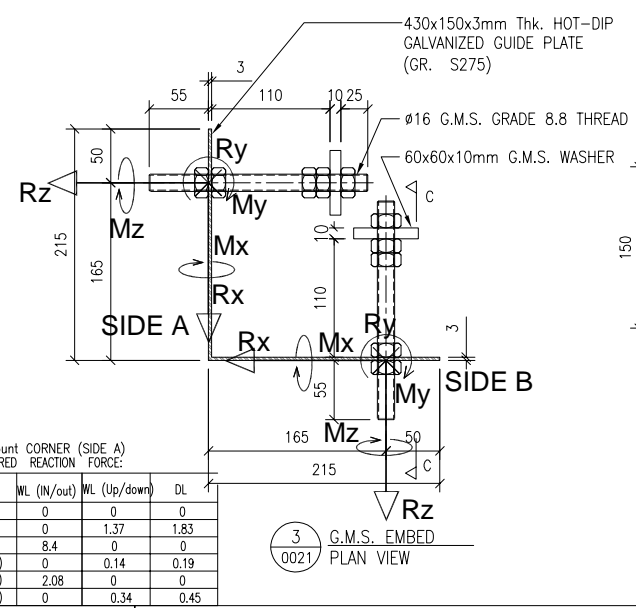
**美特鋁質有限公司**  
MIDI ALUMINIUM FABRICATOR LTD.  
Units 6-8, Sunray Industrial Centre, 1/F  
610 Cha Kwo Ling Road, Kowloon  
Tel:23489211-4 Fax:(852)2727666

JOB NO. : J-861  
PROJECT : PROPOSED RESIDENTIAL DEVELOPMENT AT NOS. 3-6 GLENEALY, CENTRAL, HONG KONG

TITLE :  
EMBED SCHEDULE FOR CURTAIN WALL

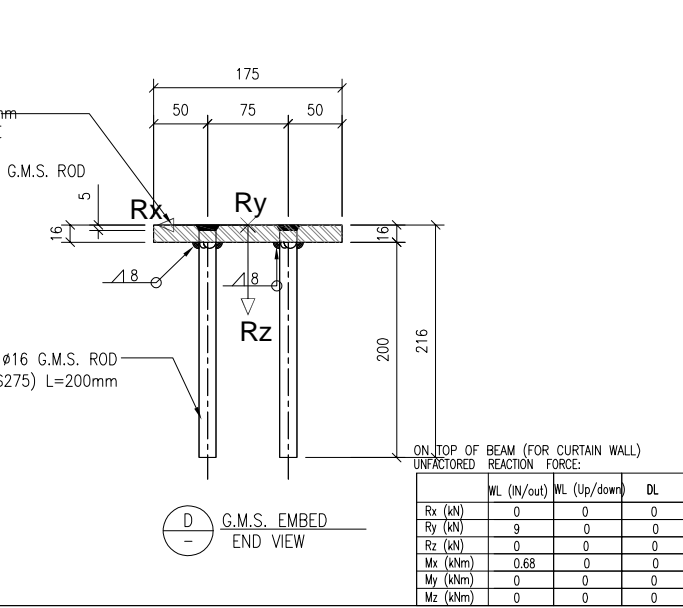
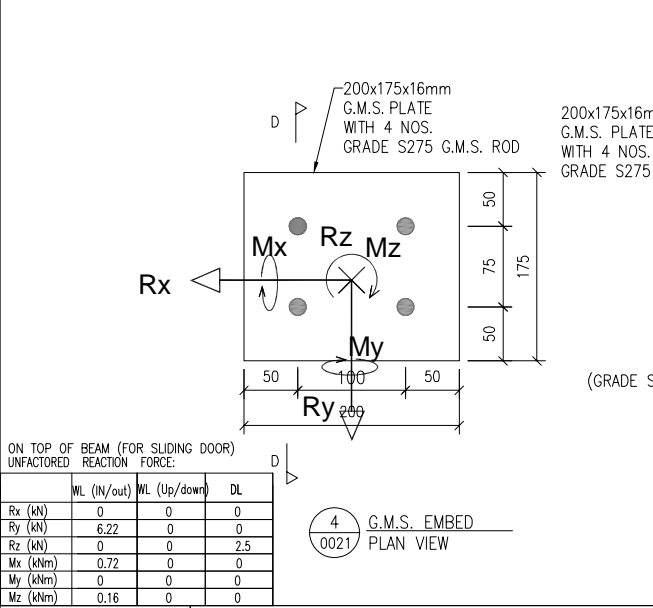
DATE : 22-Aug.-24 SCALE : 1:3(A1)  
DRAWN BY : Asing CHECKED BY :  
DWG NO. : J861-SD-CW-0021 REV. : A

WONG TUNG & PARTNERS LTD.	
APPROVED	
APPROVED AS NOTED	
APPROVED AS NOTED & RESUBMIT	
RESUBMIT	
NO COMMENT	
REFER OTHER CONSULTANT'S COMMENTS	
Revised for compliance with the design intent. Comments made shall apply as all similar conditions a detail, not just the one noted. This approval shall not be construed as relieving the contractor of compliance with the contract documents & requirements.	
Reviewed By	Date



Side Mount CORNER (SIDE B) UNFACTORED REACTION FORCE:

	WL (In/out)	WL (Up/down)	DL
Rx (kN)	0	0	0
Ry (kN)	0	0.96	1.27
Rz (kN)	5.84	0	0
Mx (kNm)	0	0.1	0.13
My (kNm)	1.45	0	0
Mz (kNm)	0	0.24	0.32



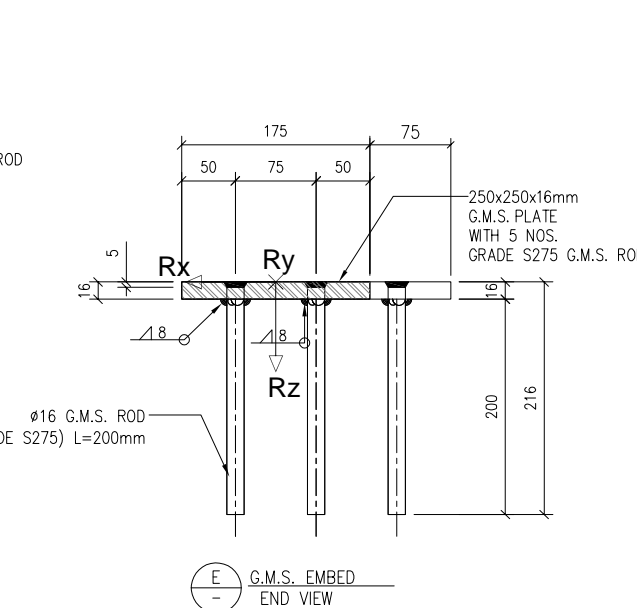
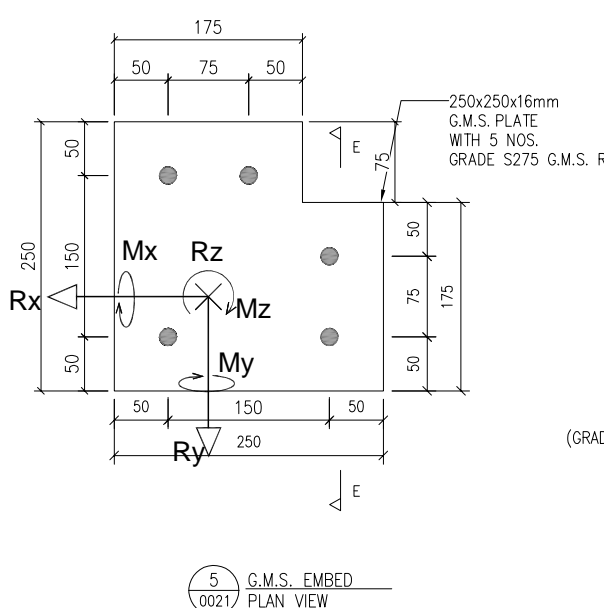
ON TOP OF BEAM (FOR CURTAIN WALL) UNFACTORED REACTION FORCE:

	WL (In/out)	WL (Up/down)	DL
Rx (kN)	0	0	0
Ry (kN)	9	0	0
Rz (kN)	0	0	0
Mx (kNm)	0.68	0	0
My (kNm)	0	0	0
Mz (kNm)	0	0	0

CAST-IN TYPE: EM03 DESCRIPTION: 430x150x3mm Thk. HOT-DIP GALVANIZED GUIDE PLATE (GR. S275) W/ Ø16mm GRADE 8.8 G.M.S. THREAD

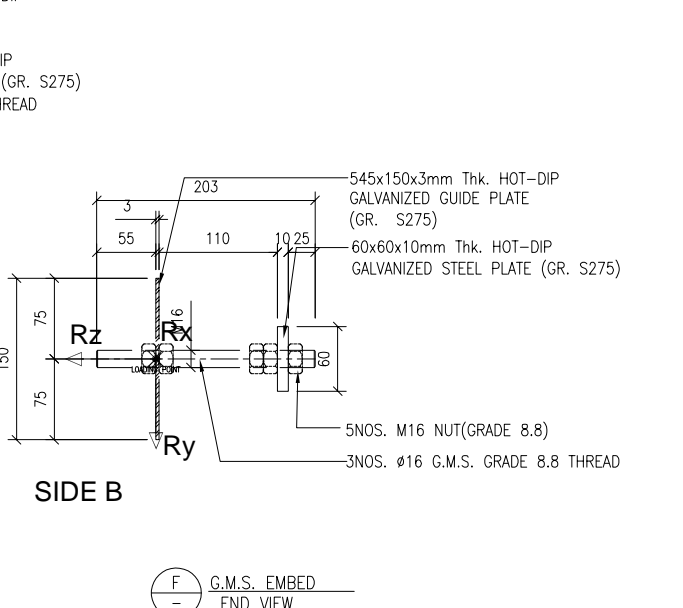
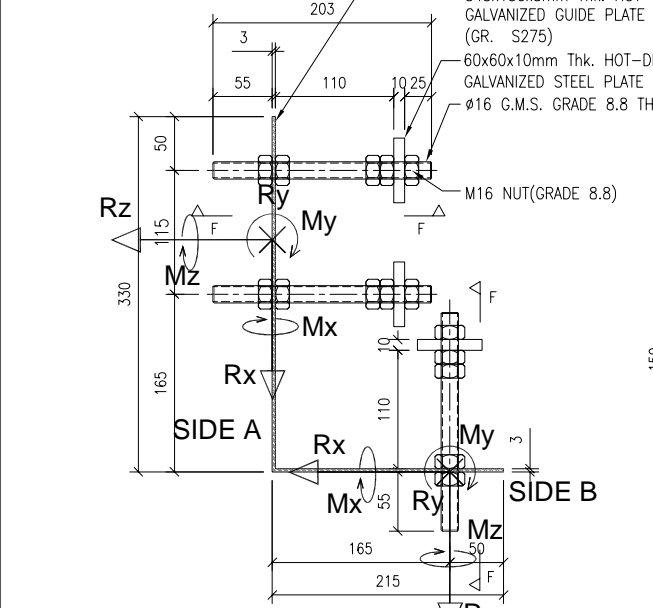
CAST-IN TYPE: EM04 DESCRIPTION: 200x175x16mm THK. G.M.S. PLATE W/ Ø16mm GRADE S275 G.M.S. ROD

TITLE :  
EMBED SCHEDULE FOR CURTAIN WALL



ON TOP OF BEAM (31/F ONLY) UNFACTORED REACTION FORCE:

	WL (In/out)	WL (Up/down)	DL
Rx (kN)	6.97	0	0
Ry (kN)	4.28	0	0
Rz (kN)	0	0	0
Mx (kNm)	0.32	0	0
My (kNm)	0.52	0	0
Mz (kNm)	0	0	0

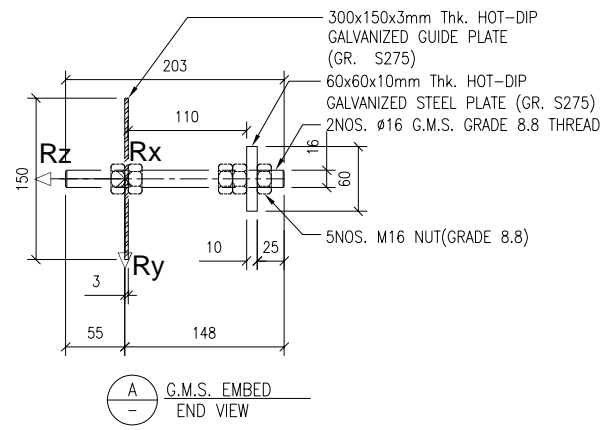
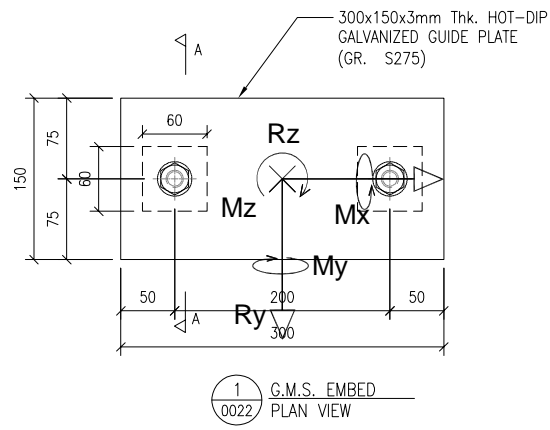


Side Mount CORNER (SIDE B) UNFACTORED REACTION FORCE:

	WL (In/out)	WL (Up/down)	DL
Rx (kN)	0	0	0
Ry (kN)	0	0.95	1.27
Rz (kN)	5.84	0	0
Mx (kNm)	0	0.1	0.13
My (kNm)	0	0	0
Mz (kNm)	0	0.24	0.32

CAST-IN TYPE: EM05 DESCRIPTION: 250x250x16mm THK. G.M.S. PLATE W/ Ø16mm GRADE S275 G.M.S. ROD

CAST-IN TYPE: EM06 DESCRIPTION: 545x150x3mm Thk. HOT-DIP GALVANIZED GUIDE PLATE (GR. S275) W/ Ø16mm GRADE 8.8 G.M.S. THREAD



Side Mount (FOR 31/F CORNER ONLY)  
UNFACTORED REACTION FORCE:

	WL (In/out)	WL (Up/down)	DL
Rx (kN)	0	0	0
Ry (kN)	0	0	3.72
Rz (kN)	17.81	0	0
Mx (kNm)	0	0	0.34
My (kNm)	6.16	0	0
Mz (kNm)	0	0	1.29

CAST-IN TYPE: EM07 DESCRIPTION: 300x150x3mm Thk. HOT-DIP GALVANIZED GUIDE PLATE (GR. S275) W/  $\phi$ 16mm GRADE 8.8 G.M.S. THREAD

NOTE :

1. ALL DIMENSIONS ARE IN mm.
2. ALL ELEVATIONS ARE VIEWED FROM OUTSIDE.
3. ALL DIMENSIONS TO BE VERIFIED ON SITE BEFORE FABRICATION.

LEGEND :

- X1 --- DETAIL MARK NO.  
X001 --- REFER SHEET NO.

1. F.F.L. --- FINISHED FLOOR LEVEL
2. S.F.L. --- STRUCTURAL FLOOR LEVEL
3. (R) --- REVERSED DETAIL

NO.	DATE	REVISED	BY

CLIENT :

**MILLION BASE PROPERTIES LIMITED**

ARCHITECT :

**WONG TUNG & PARTNERS LIMITED**  
ARCHITECTS & PLANNERS



STRUCTURAL ENGINEER :

**SYW & ASSOCIATES LTD.**  
REGISTERED ENGINEERS & AUTHORIZED PERSONS  
邵賢偉建築工程師

MAIN CONTRACTOR :

**顯利工程有限公司**  
**HIEN LEE ENGINEERING CO., LTD.**

**美特鋁質有限公司**  
**MIDI ALUMINIUM FABRICATOR LTD.**  
Units 6-8, Sunray Industrial Centre, 1/F  
610 Cha Kwo Ling Road, Kowloon  
Tel:23489211-4 Fax:(852)2727666

JOB NO. : J-861

PROJECT :  
PROPOSED RESIDENTIAL  
DEVELOPMENT AT NOS. 3-6  
GLENEALY, CENTRAL, HONG KONG

TITLE :  
EMBED SCHEDULE  
FOR CURTAIN WALL

DATE : 22-Aug.-24 SCALE : 1:3(A1)

DRAWN BY : Asing CHECKED BY :

DWG NO. : J861-SD-CW-0022 REV. : -

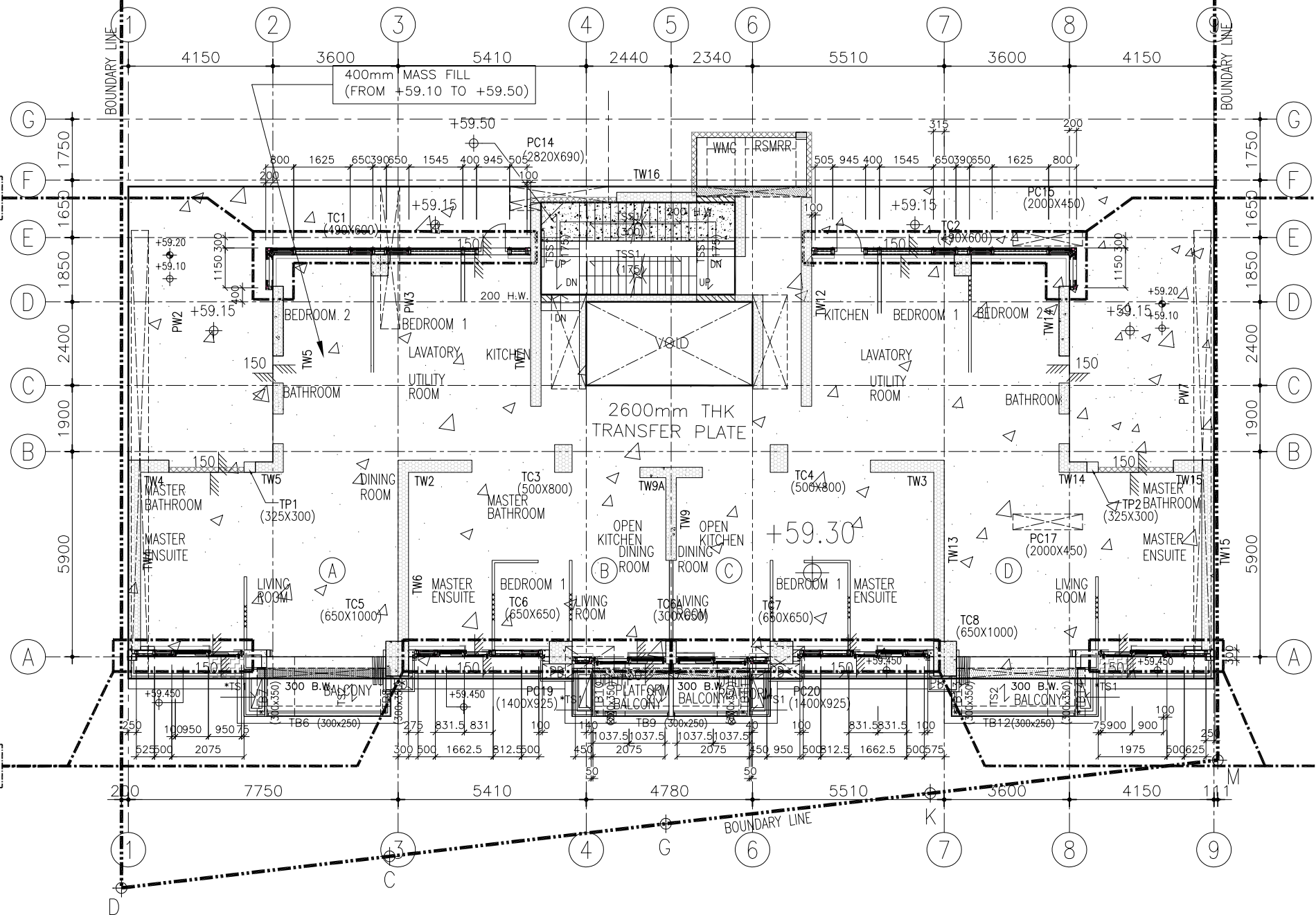
WONG TUNG & PARTNERS LTD.	
APPROVED	
APPROVED AS NOTED	
APPROVED AS NOTED & RESUBMIT	
RESUBMIT	
NO COMMENT	
REFER OTHER CONSULTANT'S COMMENTS	
Reviewed for compliance with the design intent. Comments made shall apply to all similar conditions & details, not just the one noted. The approval shall not be construed as relieving the contractor of compliance with the contract documents & requirements.	
Reviewed By	Date

REFER DRAWING:  
J861-SD-CW-1/3006

REFER DRAWING:  
J861-SD-CW-1/3006

REFER DRAWING:  
J861-SD-CW-1/3001

REFER DRAWING:  
J861-SD-CW-1/3002



1 TOWER 2/F PLAN  
- CURTAIN WALL

NOTE:  
1. ALL DIMENSIONS ARE IN mm.  
2. ALL ELEVATIONS ARE VIEWED FROM OUTSIDE.  
3. ALL DIMENSIONS TO BE VERIFIED ON SITE BEFORE FABRICATION.

LEGEND:  
X1 --- DETAIL MARK NO.  
X001 --- REFER SHEET NO.

1. F.F.L. --- FINISHED FLOOR LEVEL  
2. S.F.L. --- STRUCTURAL FLOOR LEVEL  
3. (R) --- REVERSED DETAIL

A	20/9/2024	GENERAL REVISED	
NO.	DATE	REVISED	BY

CLIENT:  
**MILLION BASE PROPERTIES LIMITED**

ARCHITECT:  
**WONG TUNG & PARTNERS LIMITED**  
ARCHITECTS & PLANNERS

STRUCTURAL ENGINEER:  
**SYW SYW & ASSOCIATES LTD.**  
STRUCTURAL ENGINEERS & ARCHITECTS

MAIN CONTRACTOR:  
**顯利工程有限公司**  
HIEN LEE ENGINEERING CO., LTD.

**美特鋁質有限公司**  
MIDI ALUMINIUM FABRICATOR LTD.  
Units 6-8, Sunray Industrial Centre, 1/F  
610 Cha Kwo Ling Road, Kowloon  
Tel: 23489211-4 Fax: (852) 2727666

JOB NO.: J-861

PROJECT:  
PROPOSED RESIDENTIAL DEVELOPMENT AT NOS. 3-6 GLENEALY, CENTRAL, HONG KONG

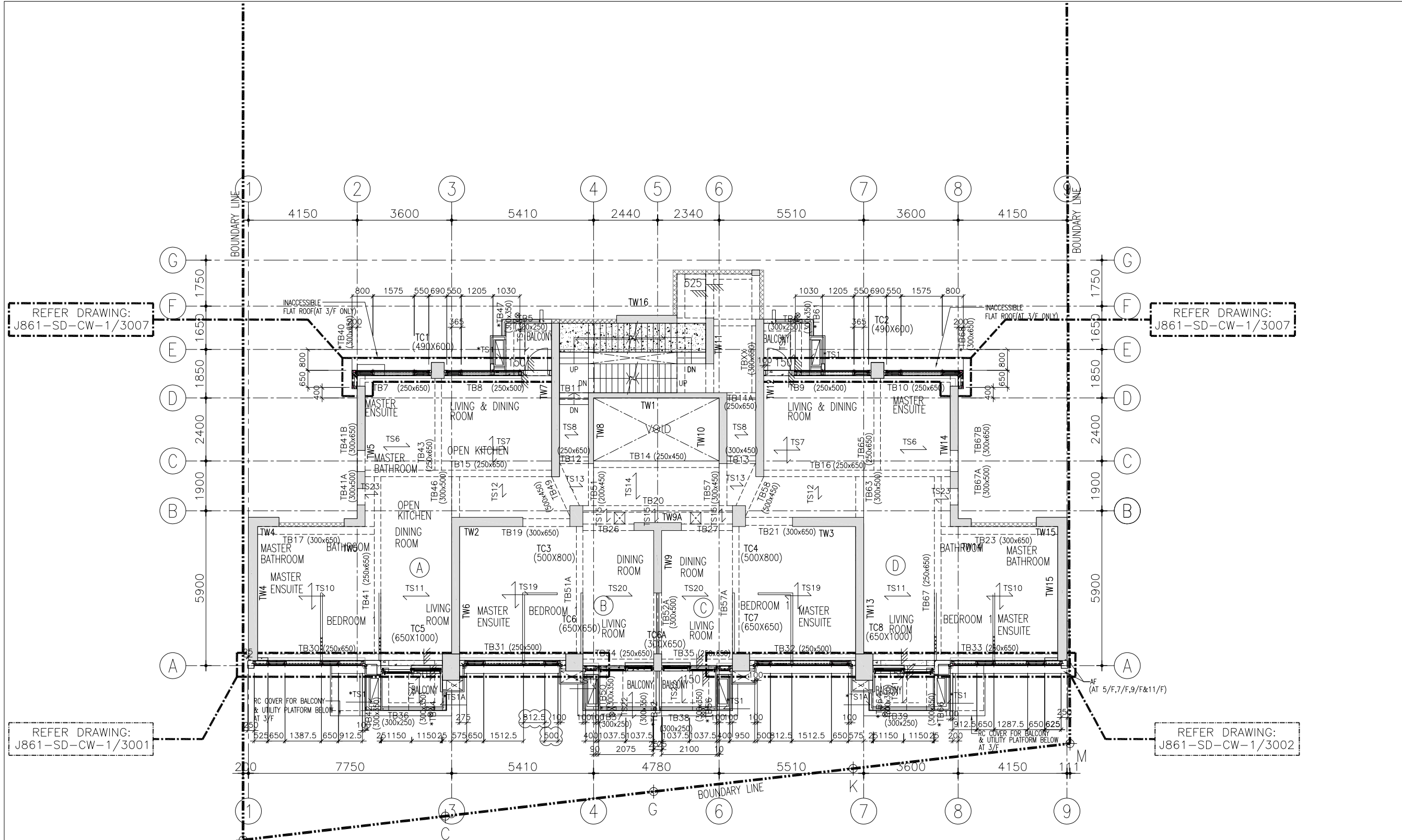
TITLE:  
TOWER 2/F PLAN FOR CURTAIN WALL

DATE: 18-Jun.-24 SCALE: 1:75 (A1)

DRAWN BY: Asing CHECKED BY:

DWG NO.: J861-SD-CW-1001 REV.: A

WONG TUNG & PARTNERS LTD.	
APPROVED	
APPROVED AS NOTED	
APPROVED AS NOTED & RESUBMIT	
RESUBMIT	
NO COMMENT	
REFER OTHER CONSULTANT'S COMMENTS	
Reviewed for compliance with the design intent. Comments made shall apply as all similar conditions a detail, not just the one noted.	
The approval shall not be construed as relieving the contractor of compliance with the contract documents & requirements.	
Reviewed By	Date



REFER DRAWING:  
J861-SD-CW-1/3007

REFER DRAWING:  
J861-SD-CW-1/3007

REFER DRAWING:  
J861-SD-CW-1/3001

REFER DRAWING:  
J861-SD-CW-1/3002

1 LOW ZONE TOWER 3/F TO 12/F PLAN (4/F,13/F&14/F OMITTED) (9 STOREYS)  
- CURTAIN WALL

**NOTE:**  
 1. ALL DIMENSIONS ARE IN mm.  
 2. ALL ELEVATIONS ARE VIEWED FROM OUTSIDE.  
 3. ALL DIMENSIONS TO BE VERIFIED ON SITE BEFORE FABRICATION.

**LEGEND:**  
 X1 --- DETAIL MARK NO.  
 X001 --- REFER SHEET NO.

1. F.F.L. --- FINISHED FLOOR LEVEL  
 2. S.F.L. --- STRUCTURAL FLOOR LEVEL  
 3. (R) --- REVERSED DETAIL

A	20/9/2024	GENERAL REVISED	
NO.	DATE	REVISED	BY

CLIENT :  
**MILLION BASE PROPERTIES LIMITED**

ARCHITECT :  
**WONG TUNG & PARTNERS LIMITED**  
ARCHITECTS & PLANNERS

STRUCTURAL ENGINEER :  
**SYW SYW & ASSOCIATES LTD.**  
STRUCTURAL ENGINEERS & AUTHORIZED PERSONS  
邵賢偉建築工程師

MAIN CONTRACTOR :  
**顯利工程有限公司**  
HIEN LEE ENGINEERING CO., LTD.

**美特鋁質有限公司**  
MIDI ALUMINIUM FABRICATOR LTD.  
Units 6-8, Sunray Industrial Centre, 1/F  
610 Cha Kwo Ling Road, Kowloon  
Tel:23489211-4 Fax:(852)2727666

JOB NO. : J-861

PROJECT :  
PROPOSED RESIDENTIAL DEVELOPMENT AT NOS. 3-6 GLENEALY, CENTRAL, HONG KONG

TITLE :  
LOW ZONE TOWER 3/F TO 12/F PLAN (4/F,13/F&14/F OMITTED) FOR CURTAIN WALL

DATE : 18-Jun.-24 SCALE : 1:75 (A1)

DRAWN BY : Asing CHECKED BY :

DWG NO. : J861-SD-CW-1002 REV. : A

WONG TUNG & PARTNERS LTD.	
APPROVED	
APPROVED AS NOTED	
APPROVED AS NOTED & RESUBMIT	
RESUBMIT	
NO COMMENT	
REFER OTHER CONSULTANT'S COMMENTS	
Reviewed for compliance with the design intent. Comments made shall apply as all similar conditions a detail, not just the one noted.	
The approval shall not be construed as relieving the contractor of compliance with the contract documents & requirements.	
Reviewed By	Date

**FLOOR LEVEL**

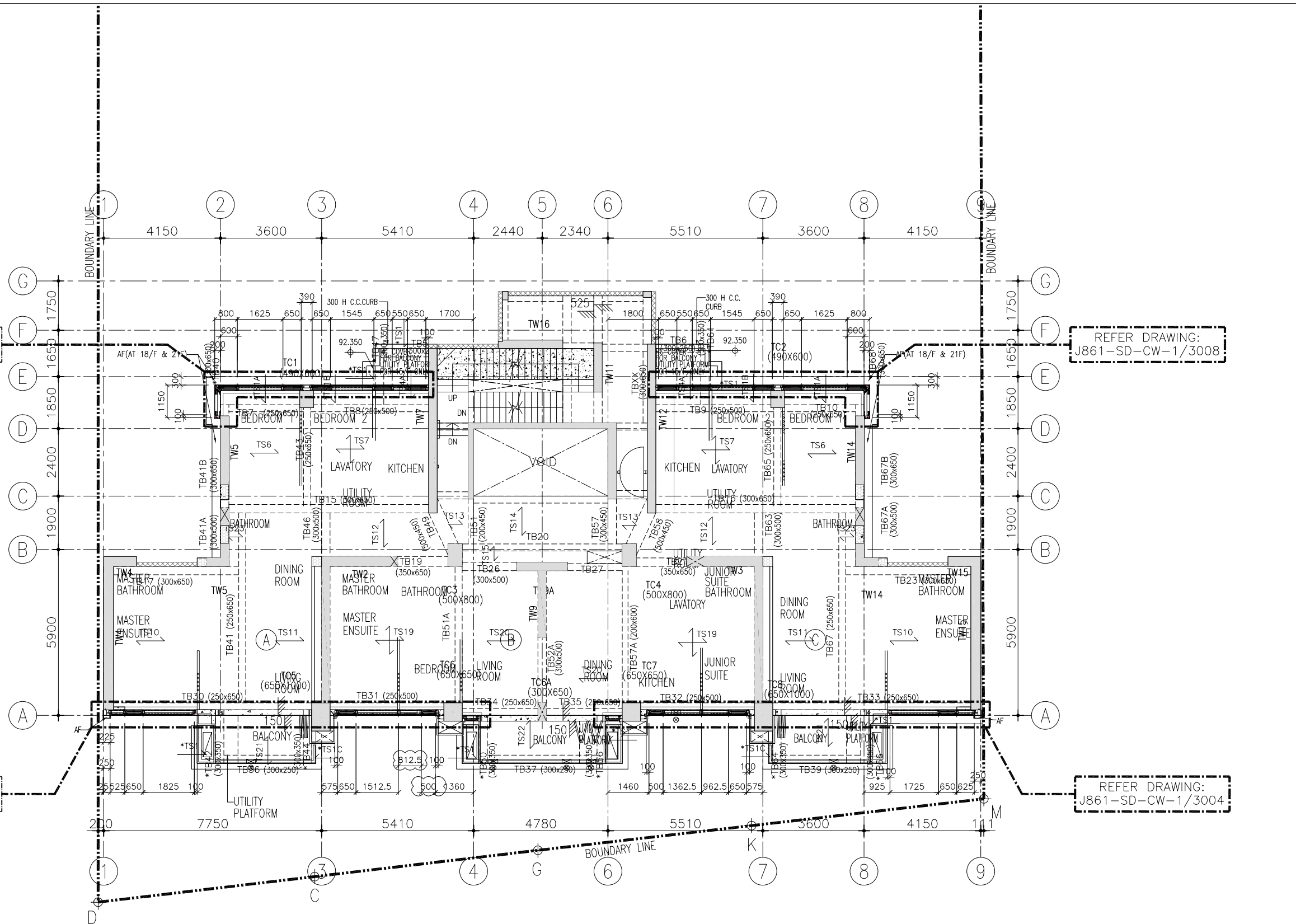
3/F	+62.90
5/F	+66.20
6/F	+69.50
7/F	+72.80
8/F	+76.10
9/F	+79.40
10/F	+82.70
11/F	+86.00
12/F	+89.30

REFER DRAWING:  
J861-SD-CW-1/3008

REFER DRAWING:  
J861-SD-CW-1/3008

REFER DRAWING:  
J861-SD-CW-1/3003

REFER DRAWING:  
J861-SD-CW-1/3004



1 MID ZONE TOWER 15/F TO 21/F PLAN (7 STOREYS)  
- CURTAIN WALL

NOTE:  
1. ALL DIMENSIONS ARE IN mm.  
2. ALL ELEVATIONS ARE VIEWED FROM OUTSIDE.  
3. ALL DIMENSIONS TO BE VERIFIED ON SITE BEFORE FABRICATION.

LEGEND:  
X1 --- DETAIL MARK NO.  
X001 --- REFER SHEET NO.

1. F.F.L. --- FINISHED FLOOR LEVEL  
2. S.F.L. --- STRUCTURAL FLOOR LEVEL  
3. (R) --- REVERSED DETAIL

A	20/9/2024	GENERAL REVISED	
NO.	DATE	REVISED	BY

CLIENT:  
**MILLION BASE PROPERTIES LIMITED**

ARCHITECT:  
**WONG TUNG & PARTNERS LIMITED**  
ARCHITECTS & PLANNERS

STRUCTURAL ENGINEER:  
**SYW SYW & ASSOCIATES LTD.**  
REGISTERED ENGINEERS & AUTHORIZED PERSONS  
邵賢偉建築工程師

MAIN CONTRACTOR:  
**顯利工程有限公司**  
HIEN LEE ENGINEERING CO., LTD.

**美特鋁質有限公司**  
MIDI ALUMINIUM FABRICATOR LTD.  
Units 6-8, Sunray Industrial Centre, 1/F  
610 Cha Kwo Ling Road, Kowloon  
Tel: 23489211-4 Fax: (852) 2727666

JOB NO.: J-861

PROJECT:  
PROPOSED RESIDENTIAL DEVELOPMENT AT NOS. 3-6 GLENEALY, CENTRAL, HONG KONG

TITLE:  
MID ZONE TOWER 15/F TO 21/F PLAN FOR CURTAIN WALL

DATE: 18-Jun.-24 SCALE: 1:75 (A1)

DRAWN BY: Asing CHECKED BY:

DWG NO.: J861-SD-CW-1003 REV.: A

WONG TUNG & PARTNERS LTD.	
APPROVED	
APPROVED AS NOTED	
APPROVED AS NOTED & RESUBMIT	
RESUBMIT	
NO COMMENT	
REFER OTHER CONSULTANT'S COMMENTS	
Reviewed for compliance with the design intent. Comments made shall apply as all similar conditions a detail, not just the one noted.	
The approval shall not be construed as relieving the contractor of compliance with the contract documents & requirements.	
Reviewed By	Date

FLOOR LEVEL

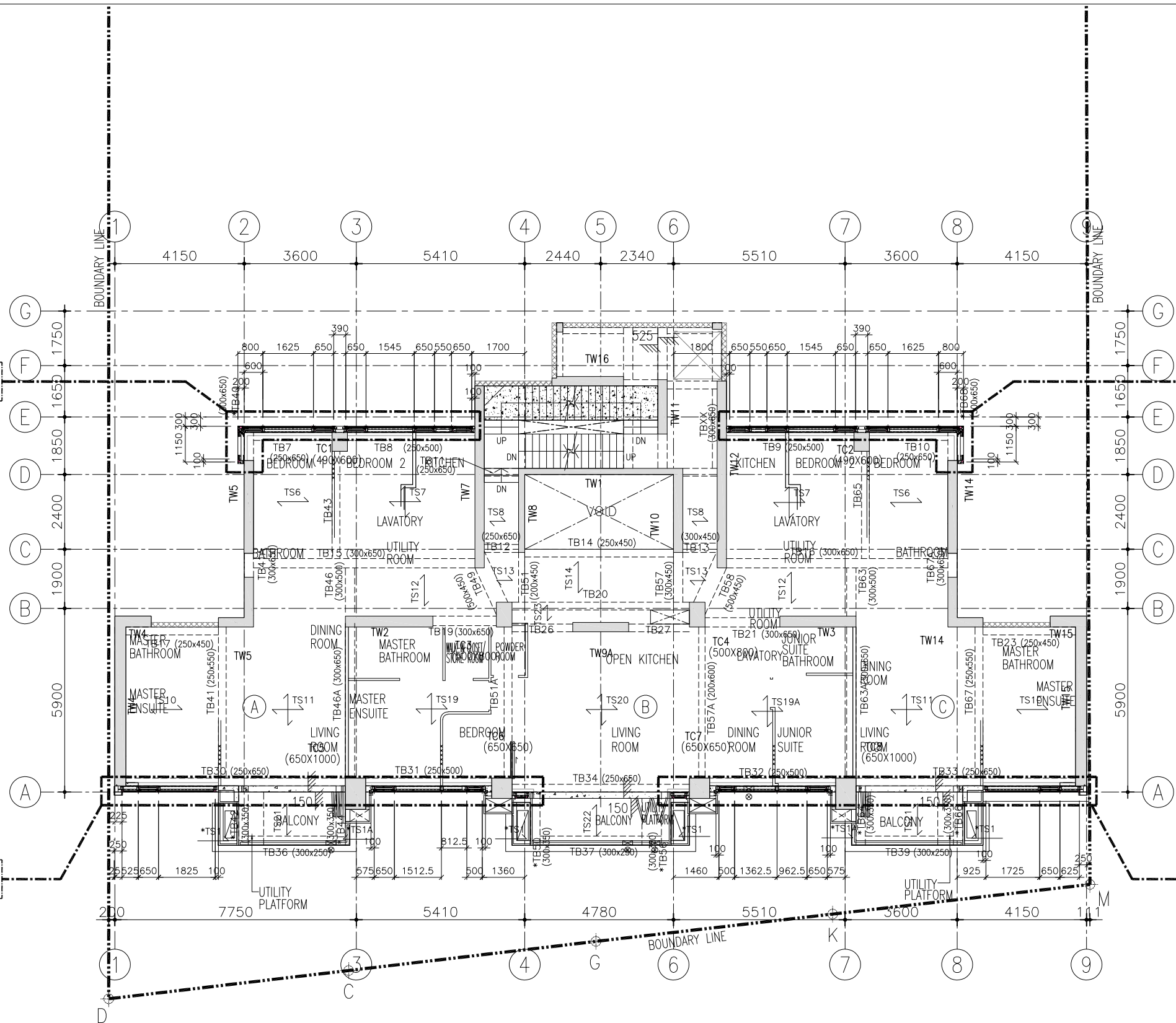
15/F	+92.60
16/F	+95.90
17/F	+99.20
18/F	+102.50
19/F	+105.80
20/F	+109.10
21/F	+112.40

REFER DRAWING:  
J861-SD-CW-1/3008

REFER DRAWING:  
J861-SD-CW-1/3008

REFER DRAWING:  
J861-SD-CW-1/3003

REFER DRAWING:  
J861-SD-CW-1/3004



1 MID ZONE TOWER 22/F TO 23/F PLAN (2 STOREYS)  
- CURTAIN WALL

**NOTE :**  
 1. ALL DIMENSIONS ARE IN mm.  
 2. ALL ELEVATIONS ARE VIEWED FROM OUTSIDE.  
 3. ALL DIMENSIONS TO BE VERIFIED ON SITE BEFORE FABRICATION.

**LEGEND :**

X1 --- DETAIL MARK NO.  
 X001 --- REFER SHEET NO.

1. F.F.L. --- FINISHED FLOOR LEVEL  
 2. S.F.L. --- STRUCTURAL FLOOR LEVEL  
 3. (R) --- REVERSED DETAIL

A	20/9/2024	GENERAL REVISED	
NO.	DATE	REVISED	BY

CLIENT :  
**MILLION BASE PROPERTIES LIMITED**

ARCHITECT :  
**WONG TUNG & PARTNERS LIMITED**  
ARCHITECTS & PLANNERS

STRUCTURAL ENGINEER :  
**SYW SYW & ASSOCIATES LTD.**  
STRUCTURAL ENGINEERS & AUTHORIZED PERSONS  
邵賢偉建築工程師

MAIN CONTRACTOR :  
**顯利工程有限公司**  
HIEN LEE ENGINEERING CO., LTD.

**美特鋁質有限公司**  
MIDI ALUMINIUM FABRICATOR LTD.  
Units 6-8, Sunray Industrial Centre, 1/F  
610 Cha Kwo Ling Road, Kowloon  
Tel: 23489211-4 Fax: (852) 2727666

JOB NO. : J-861

PROJECT :  
PROPOSED RESIDENTIAL  
DEVELOPMENT AT NOS. 3-6  
GLENEALY, CENTRAL, HONG KONG

TITLE :  
MID ZONE  
TOWER 22/F TO 23/F PLAN  
FOR CURTAIN WALL

DATE : 18-Jun.-24 SCALE : 1:75 (A1)

DRAWN BY : Asing CHECKED BY :

DWG NO. : J861-SD-CW-1004 REV. : A

<b>WONG TUNG &amp; PARTNERS LTD.</b>	
APPROVED	
APPROVED AS NOTED	
APPROVED AS NOTED & RESUBMIT	
RESUBMIT	
NO COMMENT	
REFER OTHER CONSULTANT'S COMMENTS	
Reviewed for compliance with the design intent. Comments made shall apply as all similar conditions a detail, not just the one noted.	
The approval shall not be construed as relieving the contractor of compliance with the contract documents & requirements.	
Reviewed By	Date

FLOOR LEVEL

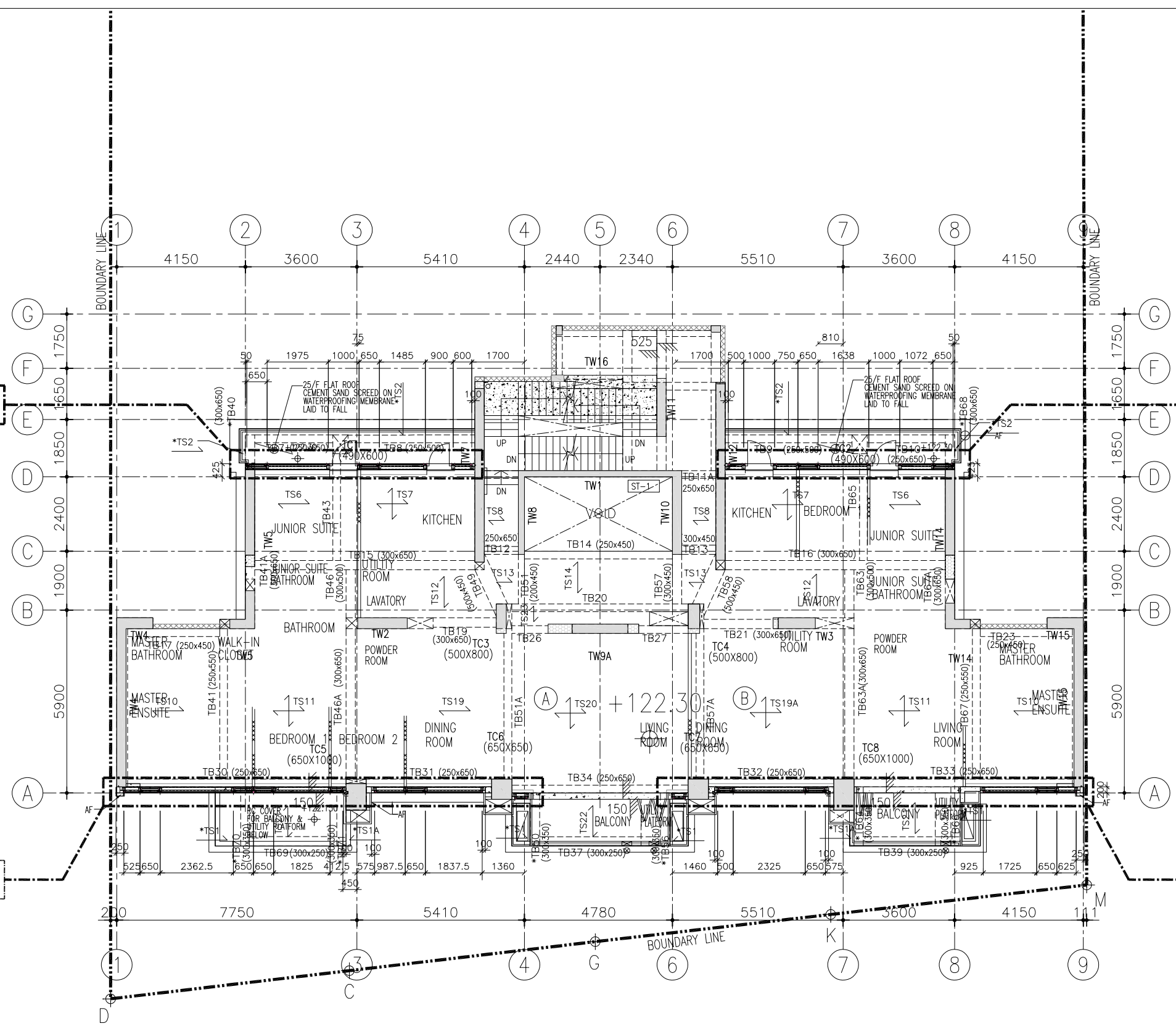
22/F	+115.70
23/F	+119.00

REFER DRAWING:  
J861-SD-CW-1/3009

REFER DRAWING:  
J861-SD-CW-1/3009

REFER DRAWING:  
J861-SD-CW-1/3003

REFER DRAWING:  
J861-SD-CW-1/3004



1 TOWER 25/F PLAN  
- CURTAIN WALL

NOTE:  
1. ALL DIMENSIONS ARE IN mm.  
2. ALL ELEVATIONS ARE VIEWED FROM OUTSIDE.  
3. ALL DIMENSIONS TO BE VERIFIED ON SITE BEFORE FABRICATION.

LEGEND:  
X1 -- DETAIL MARK NO.  
X001 -- REFER SHEET NO.

1. F.F.L. -- FINISHED FLOOR LEVEL  
2. S.F.L. -- STRUCTURAL FLOOR LEVEL  
3. (R) -- REVERSED DETAIL

A	20/9/2024	GENERAL REVISED	
NO.	DATE	REVISED	BY

CLIENT:  
**MILLION BASE PROPERTIES LIMITED**

ARCHITECT:  
**WONG TUNG & PARTNERS LIMITED**  
ARCHITECTS & PLANNERS

STRUCTURAL ENGINEER:  
**SYW SYW & ASSOCIATES LTD.**  
STRUCTURAL ENGINEERS & AUTHORIZED PERSONS  
邵賢偉建築工程師

MAIN CONTRACTOR:  
**顯利工程有限公司**  
HIEN LEE ENGINEERING CO., LTD.

**美特鋁質有限公司**  
MIDI ALUMINIUM FABRICATOR LTD.  
Units 6-8, Sunray Industrial Centre, 1/F  
610 Cha Kwo Ling Road, Kowloon  
Tel: 23489211-4 Fax: (852) 27727666

JOB NO.: J-861

PROJECT:  
PROPOSED RESIDENTIAL  
DEVELOPMENT AT NOS. 3-6  
GLENEALY, CENTRAL, HONG KONG

TITLE:  
TOWER 25/F PLAN  
FOR CURTAIN WALL

DATE: 18-Jun.-24 SCALE: 1:75 (A1)

DRAWN BY: Asing CHECKED BY:

DWG NO.: J861-SD-CW-1005 REV.: A

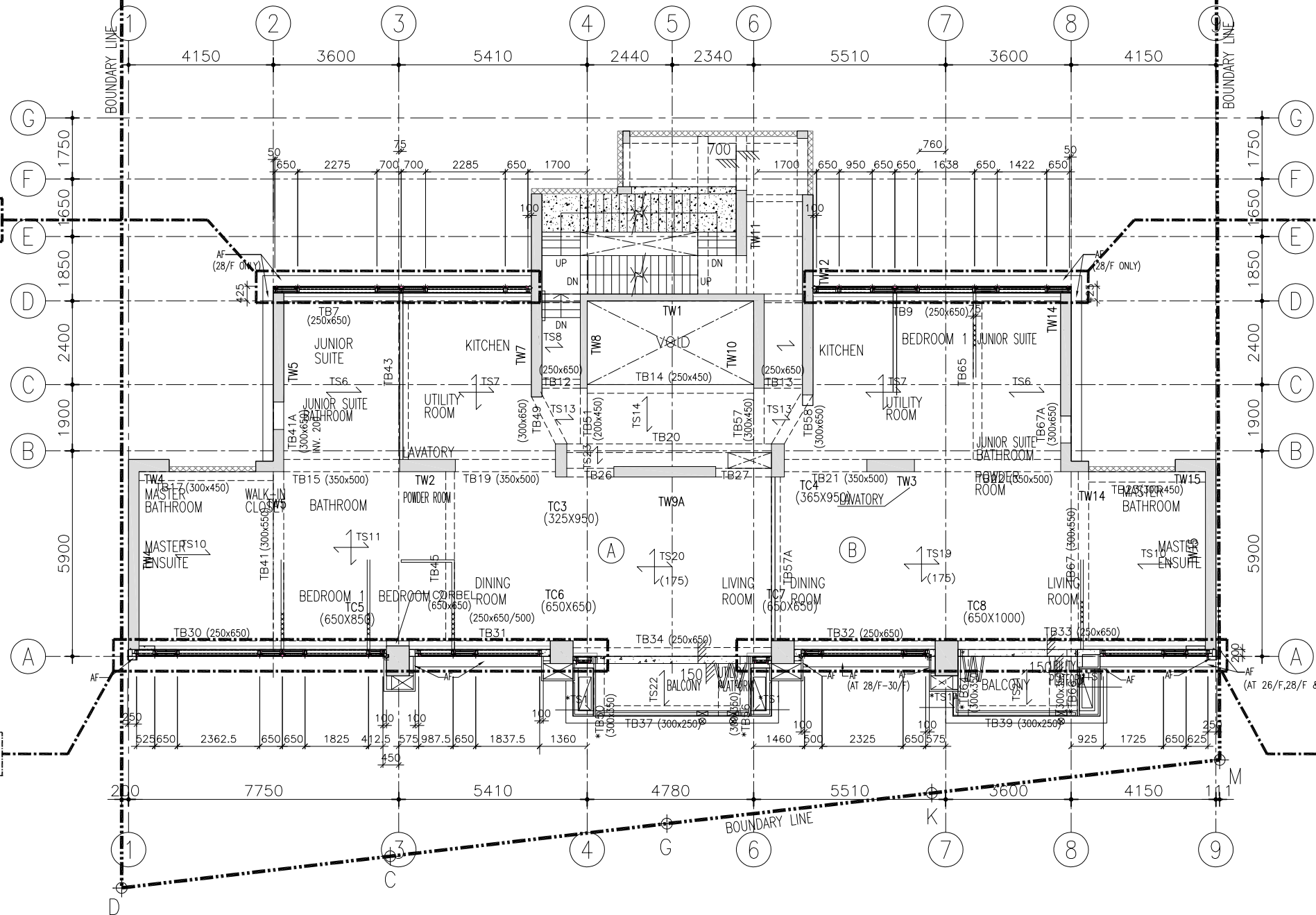
WONG TUNG & PARTNERS LTD.	
APPROVED	
APPROVED AS NOTED	
APPROVED AS NOTED & RESUBMIT	
RESUBMIT	
NO COMMENT	
REFER OTHER CONSULTANT'S COMMENTS	
Reviewed for compliance with the design intent. Comments made shall apply as all similar conditions a detail, not just the one noted.	
The approval shall not be construed as relieving the contractor of compliance with the contract documents & requirements.	
Reviewed By	Date

REFER DRAWING:  
J861-SD-CW-1/3009

REFER DRAWING:  
J861-SD-CW-1/3009

REFER DRAWING:  
J861-SD-CW-1/3003

REFER DRAWING:  
J861-SD-CW-1/3004



1 HIGH ZONE TOWER 26/F TO 30/F PLAN (5 STOREYS)  
- CURTAIN WALL

- NOTE:
1. ALL DIMENSIONS ARE IN mm.
  2. ALL ELEVATIONS ARE VIEWED FROM OUTSIDE.
  3. ALL DIMENSIONS TO BE VERIFIED ON SITE BEFORE FABRICATION.

- LEGEND:
- X1 - DETAIL MARK NO.
  - X001 - REFER SHEET NO.
  - 1. F.F.L. -- FINISHED FLOOR LEVEL
  - 2. S.F.L. -- STRUCTURAL FLOOR LEVEL
  - 3. (R) -- REVERSED DETAIL

A	20/9/2024	GENERAL REVISED	
NO.	DATE	REVISED	BY

CLIENT :  
**MILLION BASE PROPERTIES LIMITED**

ARCHITECT :  
**WONG TUNG & PARTNERS LIMITED**  
ARCHITECTS & PLANNERS

STRUCTURAL ENGINEER :  
**SYW SYW & ASSOCIATES LTD.**  
STRUCTURAL ENGINEERS & AUTHORIZED PERSONS  
邵賢偉建築工程師

MAIN CONTRACTOR :  
**顯利工程有限公司**  
HIEN LEE ENGINEERING CO., LTD.

**美特鋁質有限公司**  
MIDI ALUMINIUM FABRICATOR LTD.  
Units 6-8, Sunray Industrial Centre, 1/F  
610 Cha Kwo Ling Road, Kowloon  
Tel: 23489211-4 Fax: (852) 2727666

JOB NO. : J-861

PROJECT :  
PROPOSED RESIDENTIAL  
DEVELOPMENT AT NOS. 3-6  
GLENEALY, CENTRAL, HONG KONG

TITLE :  
HIGH ZONE  
TOWER 26/F TO 30/F PLAN  
FOR CURTAIN WALL

DATE : 18-Jun.-24 SCALE : 1:75 (A1)

DRAWN BY : Asing CHECKED BY :

DWG NO. : J861-SD-CW-1006 REV. : A

WONG TUNG & PARTNERS LTD.	
APPROVED	
APPROVED AS NOTED	
APPROVED AS NOTED & RESUBMIT	
RESUBMIT	
NO COMMENT	
REFER OTHER CONSULTANT'S COMMENTS	
Reviewed for compliance with the design intent. Comments made shall apply as all similar conditions a detail, not just the one noted.	
The approval shall not be construed as relieving the contractor of compliance with the contract documents & requirements.	
Reviewed By	Date

FLOOR LEVEL

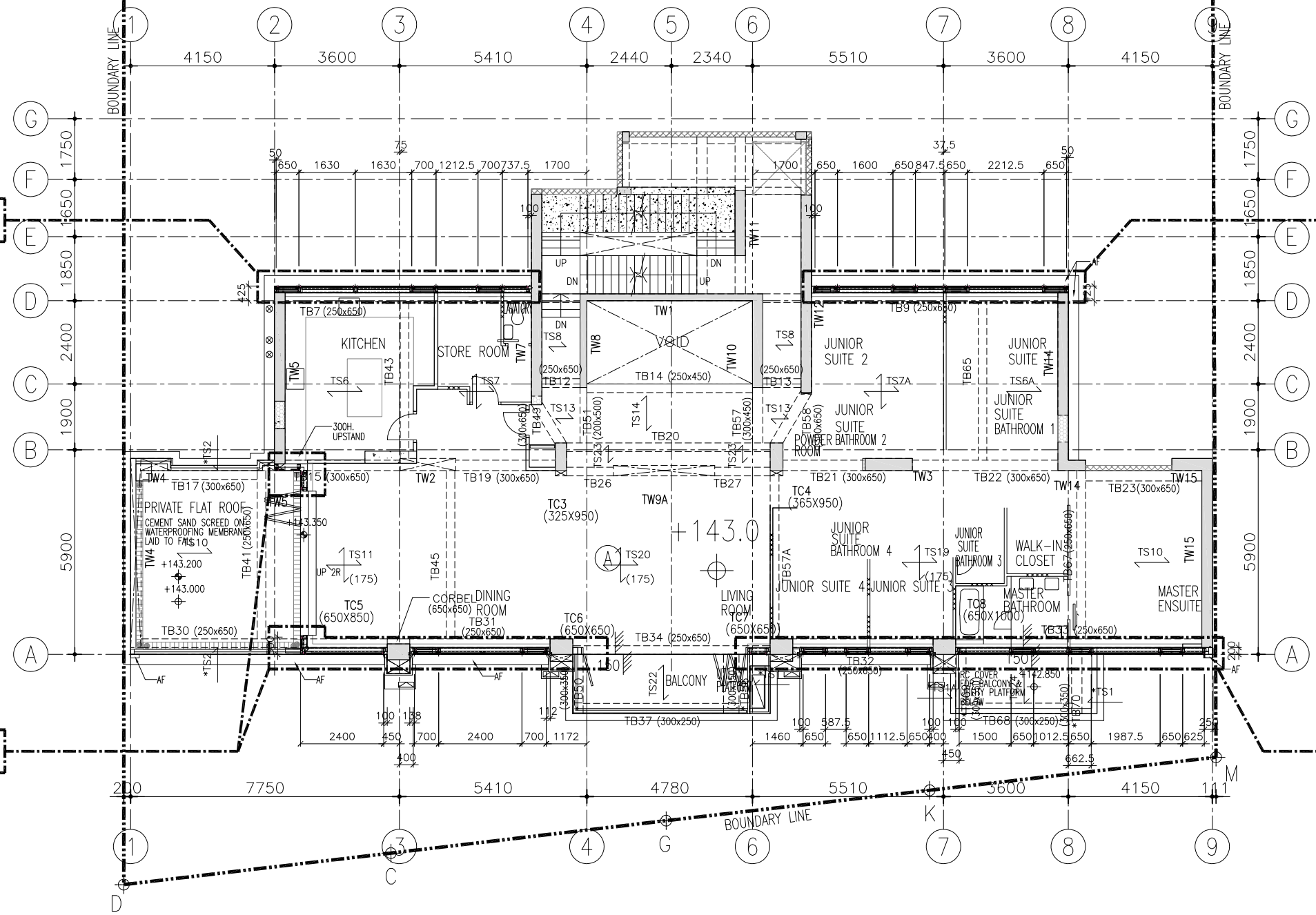
26/F	+125.75
27/F	+129.20
28/F	+132.65
29/F	+136.10
30/F	+139.55

REFER DRAWING:  
J861-SD-CW-1/3010

REFER DRAWING:  
J861-SD-CW-1/3010

REFER DRAWING:  
J861-SD-CW-1/3005

REFER DRAWING:  
J861-SD-CW-1/3005



1 TOWER 31/F PLAN  
- CURTAIN WALL

**NOTE :**  
 1. ALL DIMENSIONS ARE IN mm.  
 2. ALL ELEVATIONS ARE VIEWED FROM OUTSIDE.  
 3. ALL DIMENSIONS TO BE VERIFIED ON SITE BEFORE FABRICATION.

**LEGEND :**  
 X1 --- DETAIL MARK NO.  
 X001 --- REFER SHEET NO.

1. F.F.L. --- FINISHED FLOOR LEVEL  
 2. S.F.L. --- STRUCTURAL FLOOR LEVEL  
 3. (R) --- REVERSED DETAIL

A	20/9/2024	GENERAL REVISED	
NO.	DATE	REVISED	BY

CLIENT :  
**MILLION BASE PROPERTIES LIMITED**

ARCHITECT :  
**WONG TUNG & PARTNERS LIMITED**  
ARCHITECTS & PLANNERS

STRUCTURAL ENGINEER :  
**SYW SYW & ASSOCIATES LTD.**  
STRUCTURAL ENGINEERS & AUTHORIZED PERSONS  
邵賢偉建築工程師

MAIN CONTRACTOR :  
**顯利工程有限公司**  
HIEN LEE ENGINEERING CO., LTD.

**美特鋁質有限公司**  
MIDI ALUMINIUM FABRICATOR LTD.  
Units 6-8, Sunray Industrial Centre, 1/F  
610 Cha Kwo Ling Road, Kowloon  
Tel:23489211-4 Fax:(852)2727666

JOB NO. : J-861

PROJECT :  
PROPOSED RESIDENTIAL  
DEVELOPMENT AT NOS. 3-6  
GLENEALY, CENTRAL, HONG KONG

TITLE :  
TOWER 31/F PLAN  
FOR CURTAIN WALL

DATE : 18-Jun.-24 SCALE : 1:75 (A1)

DRAWN BY : Asing CHECKED BY :

DWG NO. : J861-SD-CW-1007 REV. : A

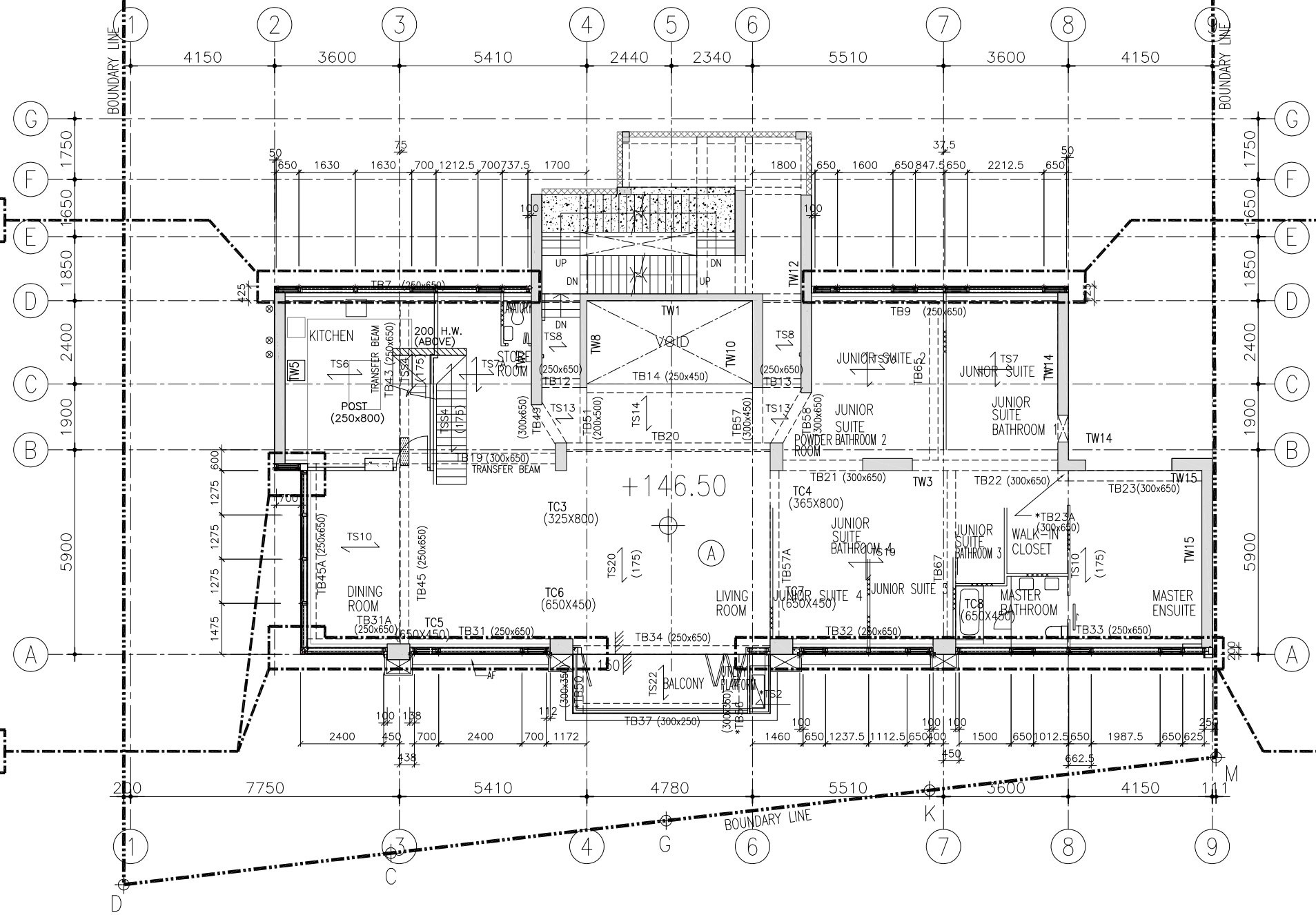
WONG TUNG & PARTNERS LTD.	
APPROVED	
APPROVED AS NOTED	
APPROVED AS NOTED & RESUBMIT	
RESUBMIT	
NO COMMENT	
REFER OTHER CONSULTANT'S COMMENTS	
Reviewed for compliance with the design intent. Comments made shall apply as all similar conditions a details, not just the one noted.	
The approval shall not be construed as relieving the contractor of compliance with the contract documents & requirements.	
Reviewed By	Date

REFER DRAWING:  
J861-SD-CW-1/3010

REFER DRAWING:  
J861-SD-CW-1/3010

REFER DRAWING:  
J861-SD-CW-1/3005

REFER DRAWING:  
J861-SD-CW-1/3005



1 TOWER 32/F PLAN  
- CURTAIN WALL

**NOTE :**  
 1. ALL DIMENSIONS ARE IN mm.  
 2. ALL ELEVATIONS ARE VIEWED FROM OUTSIDE.  
 3. ALL DIMENSIONS TO BE VERIFIED ON SITE BEFORE FABRICATION.

**LEGEND :**  
 X1 — DETAIL MARK NO.  
 X001 — REFER SHEET NO.

1. F.F.L. — FINISHED FLOOR LEVEL  
 2. S.F.L. — STRUCTURAL FLOOR LEVEL  
 3. (R) — REVERSED DETAIL

A	20/9/2024	GENERAL REVISED	
NO.	DATE	REVISED	BY

CLIENT :  
**MILLION BASE PROPERTIES LIMITED**

ARCHITECT :  
**WONG TUNG & PARTNERS LIMITED**  
ARCHITECTS & PLANNERS

STRUCTURAL ENGINEER :  
**SYW SYW & ASSOCIATES LTD.**  
STRUCTURAL ENGINEERS & AUTHORIZED PERSONS  
邵賢偉建築工程師

MAIN CONTRACTOR :  
**顯利工程有限公司**  
HIEN LEE ENGINEERING CO., LTD.

**美特鋁質有限公司**  
MIDI ALUMINIUM FABRICATOR LTD.  
Units 6-8, Sunray Industrial Centre, 1/F  
610 Cha Kwo Ling Road, Kowloon  
Tel: 23489211-4 Fax: (852) 2727666

JOB NO. : J-861

PROJECT :  
PROPOSED RESIDENTIAL  
DEVELOPMENT AT NOS. 3-6  
GLENEALY, CENTRAL, HONG KONG

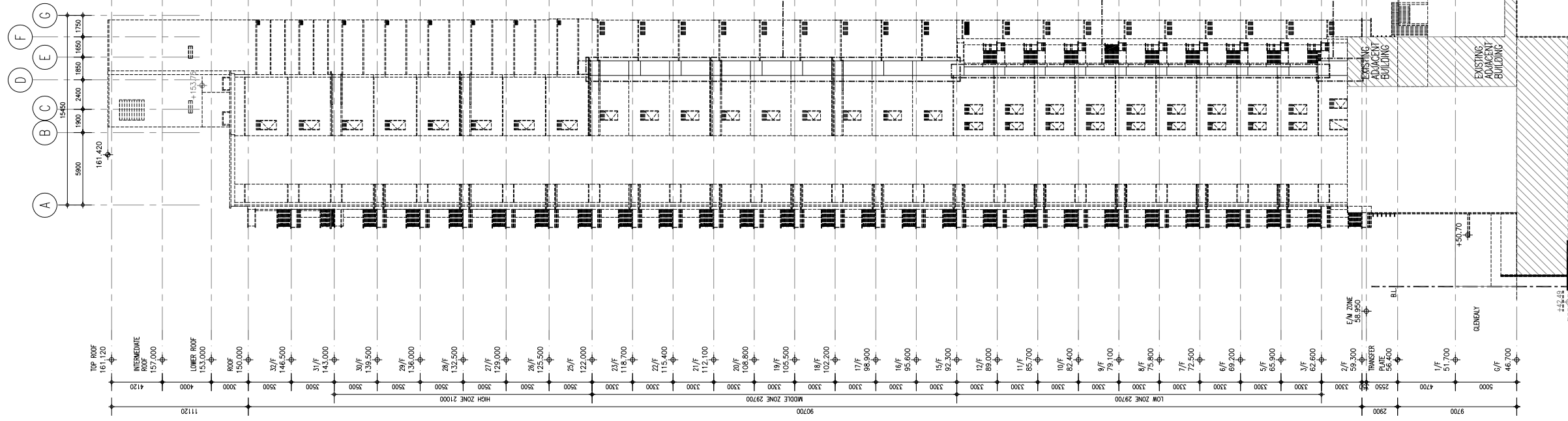
TITLE :  
TOWER 32/F PLAN  
FOR CURTAIN WALL

DATE : 18-Jun.-24 SCALE : 1:75 (A1)

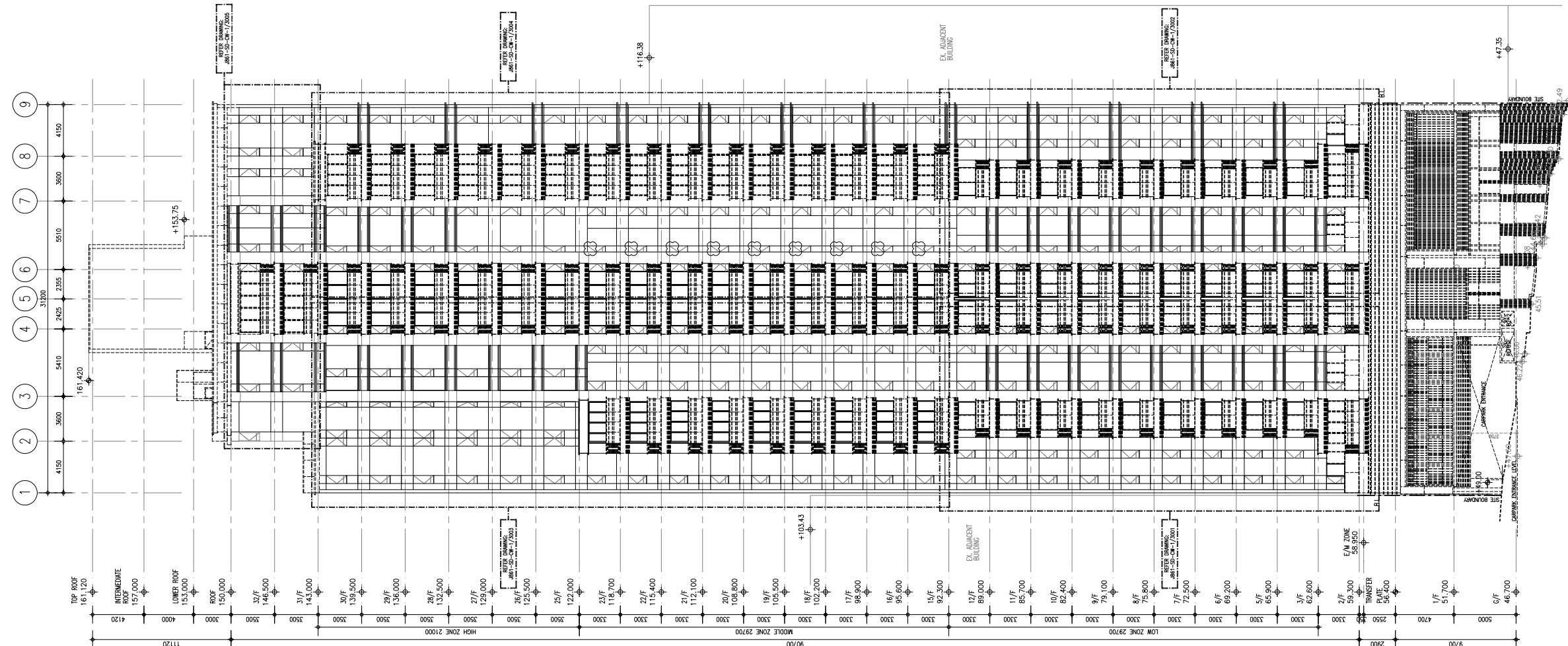
DRAWN BY : Asing CHECKED BY :

DWG NO. : J861-SD-CW-1008 REV. : A

WONG TUNG & PARTNERS LTD.	
APPROVED	
APPROVED AS NOTED	
APPROVED AS NOTED & RESUBMIT	
RESUBMIT	
NO COMMENT	
REFER OTHER CONSULTANT'S COMMENTS	
Reviewed for compliance with the design intent. Comments made shall apply as all similar conditions a detail, not just the one noted.	
The approval shall not be construed as relieving the contractor of compliance with the contract documents & requirements.	
Reviewed By	Date



2 — ELEVATION 2 FOR CURTAIN WALL



1 — ELEVATION 1 FOR CURTAIN WALL

**NOTE :**  
 1. ALL DIMENSIONS ARE IN mm.  
 2. ALL ELEVATIONS ARE VIEWED FROM OUTSIDE.  
 3. ALL DIMENSIONS TO BE VERIFIED ON SITE BEFORE FABRICATION.

**LEGEND :**  
 (X1) — DETAIL MARK NO.  
 (X001) — REFER SHEET NO.

1. F.F.L. --- FINISHED FLOOR LEVEL  
 2. S.F.L. --- STRUCTURAL FLOOR LEVEL  
 3. (R) --- REVERSED DETAIL

A	20/9/2024	GENERAL REVISED	
NO.	DATE	REVISED	BY

CLIENT :  
**MILLION BASE PROPERTIES LIMITED**

ARCHITECT :  
**WONG TUNG & PARTNERS LIMITED**  
 ARCHITECTS & PLANNERS

STRUCTURAL ENGINEER :  
**SYW SYW & ASSOCIATES LTD.**  
 CHARTERED ENGINEERS & AUTHORIZED PERSONS  
 邵賢偉建築工程師

MAIN CONTRACTOR :  
**顯利工程有限公司**  
**HIEN LEE ENGINEERING CO., LTD.**

**美特鋁質有限公司**  
**MIDI ALUMINIUM FABRICATOR LTD.**  
 Units 6-8, Sunray Industrial Centre, 1/F  
 610 Cha Kwo Ling Road, Kowloon  
 Tel:23489211-4 Fax:(852)2727666

JOB NO. : J-861

PROJECT :  
 PROPOSED RESIDENTIAL  
 DEVELOPMENT AT NOS. 3-6  
 GLENEALY, CENTRAL, HONG KONG

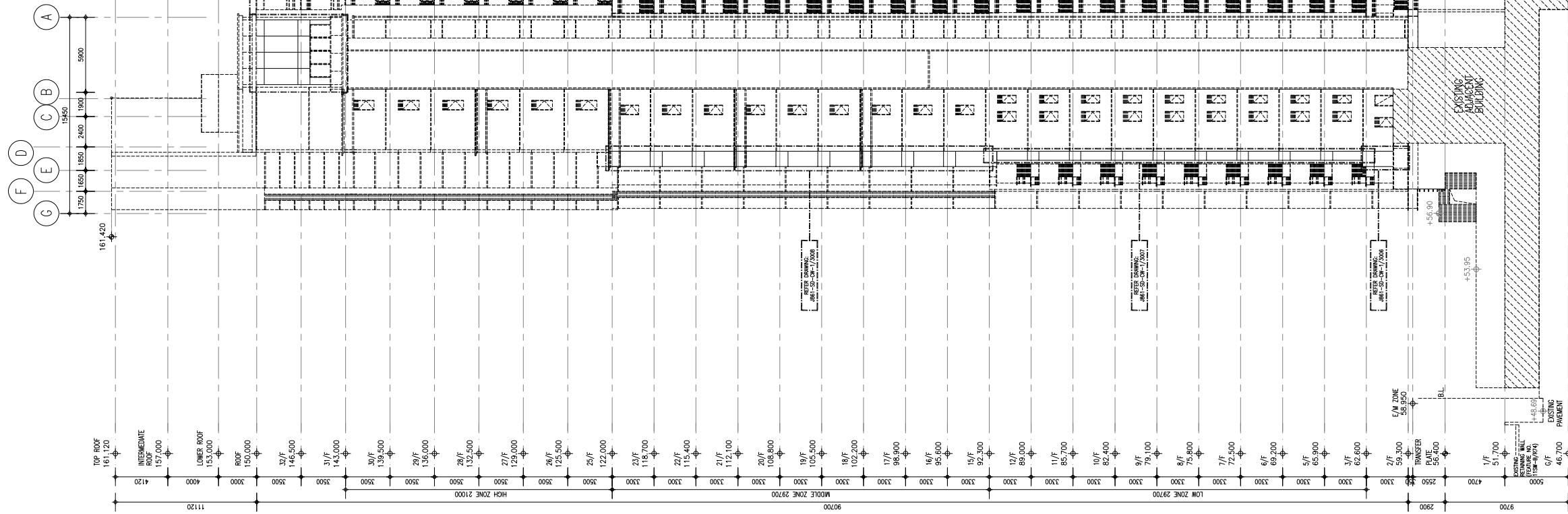
TITLE :  
 FULL ELEVATION 1 & 2  
 FOR CURTAIN WALL

DATE : 06-SEP.-24 SCALE : 1:200 (A1)

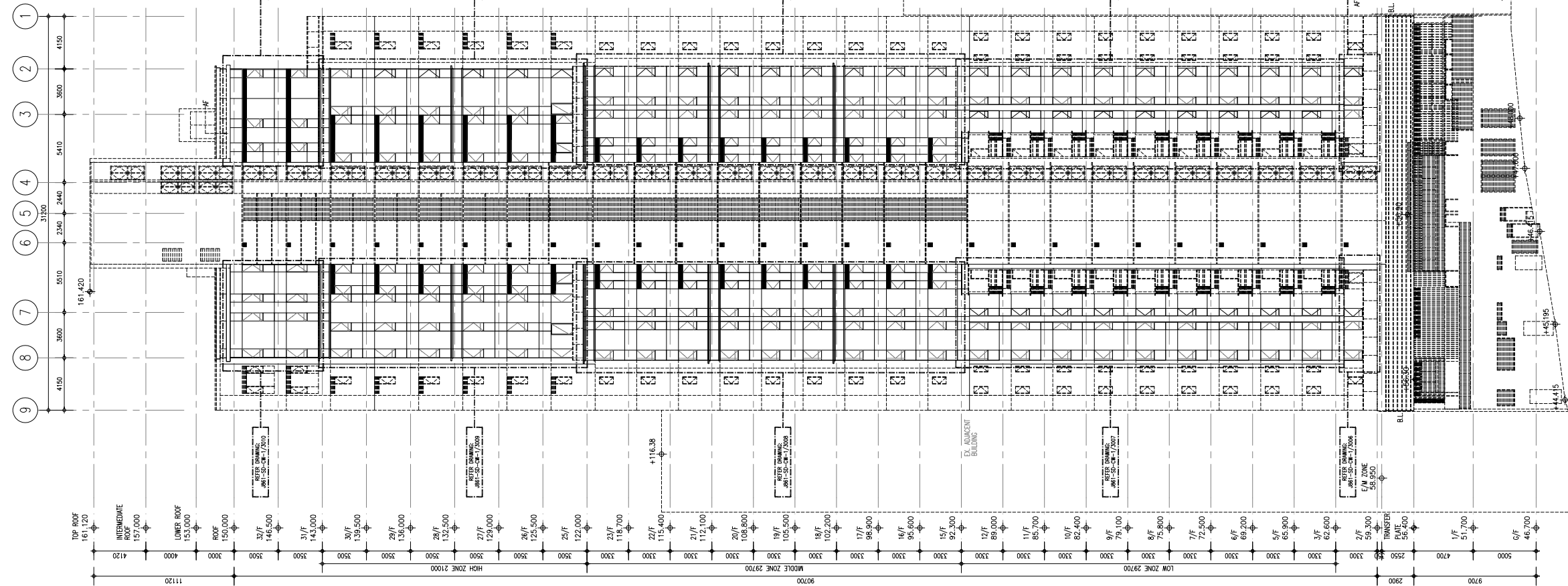
DRAWN BY : Asing CHECKED BY :

DWG NO. : J861-SD-CW-2001 REV. : A

<b>WONG TUNG &amp; PARTNERS LTD.</b>	
APPROVED	
APPROVED AS NOTED	
APPROVED AS NOTED & RESUBMIT	
RESUBMIT	
NO COMMENT	
REFER OTHER CONSULTANT'S COMMENTS	
<small>Reviewed for compliance with the design intent. Comments made shall apply as all similar conditions a detail, not just the one noted.          The approval shall not be construed as relieving the contractor of compliance with the contract documents &amp; requirements.</small>	
Reviewed By	Date



2 ELEVATION 4 FOR CURTAIN WALL



1 ELEVATION 3 FOR CURTAIN WALL

NOTE:  
 1. ALL DIMENSIONS ARE IN mm.  
 2. ALL ELEVATIONS ARE VIEWED FROM OUTSIDE.  
 3. ALL DIMENSIONS TO BE VERIFIED ON SITE BEFORE FABRICATION.

LEGEND:  
 (X1) --- DETAIL MARK NO.  
 (X001) --- REFER SHEET NO.  
 1. F.F.L --- FINISHED FLOOR LEVEL  
 2. S.F.L --- STRUCTURAL FLOOR LEVEL  
 3. (R) --- REVERSED DETAIL

NO.	DATE	REVISED	BY

CLIENT :  
**MILLION BASE PROPERTIES LIMITED**

ARCHITECT :  
**WONG TUNG & PARTNERS LIMITED**  
 ARCHITECTS & PLANNERS

STRUCTURAL ENGINEER :  
**SYW SYW & ASSOCIATES LTD.**  
 CHARTERED ENGINEERS & AUTHORIZED PERSONS  
 邵賢偉建築工程師

MAIN CONTRACTOR :  
**顯利工程有限公司**  
**HIEN LEE ENGINEERING CO., LTD.**

**美特鋁質有限公司**  
**MIDI ALUMINIUM FABRICATOR LTD.**  
 Units 6-8, Sunray Industrial Centre, 1/F  
 610 Cha Kwo Ling Road, Kowloon  
 Tel:23489211-4 Fax:(852)27727666

JOB NO. : J-861

PROJECT :  
 PROPOSED RESIDENTIAL DEVELOPMENT AT NOS. 3-6 GLENEALY, CENTRAL, HONG KONG

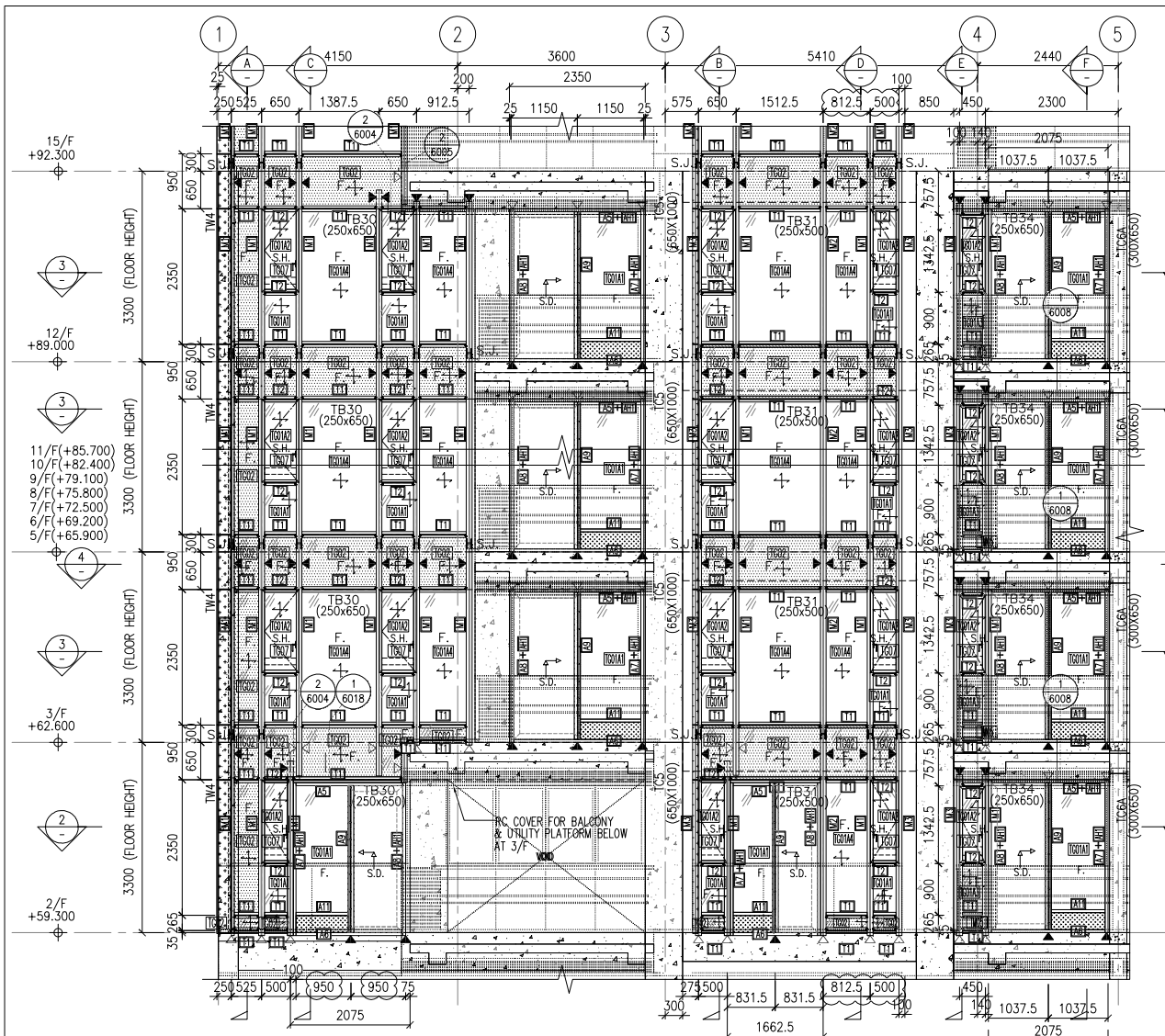
TITLE :  
 FULL ELEVATION 3 & 4 FOR CURTAIN WALL

DATE : 06-SEP.-24 SCALE : 1:200 (A1)

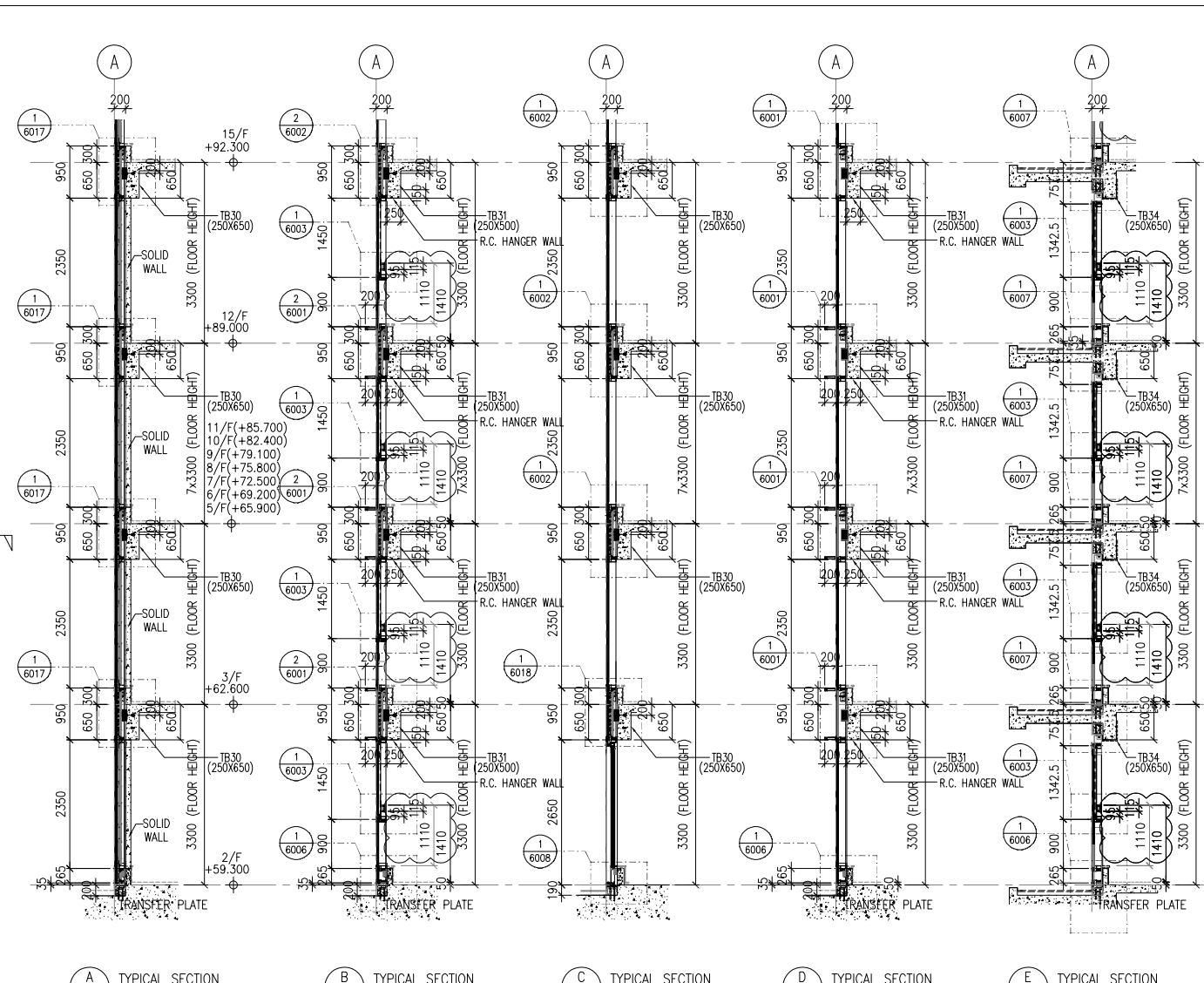
DRAWN BY : Asing CHECKED BY :

DWG NO. : J861-SD-CW-2002 REV. : -

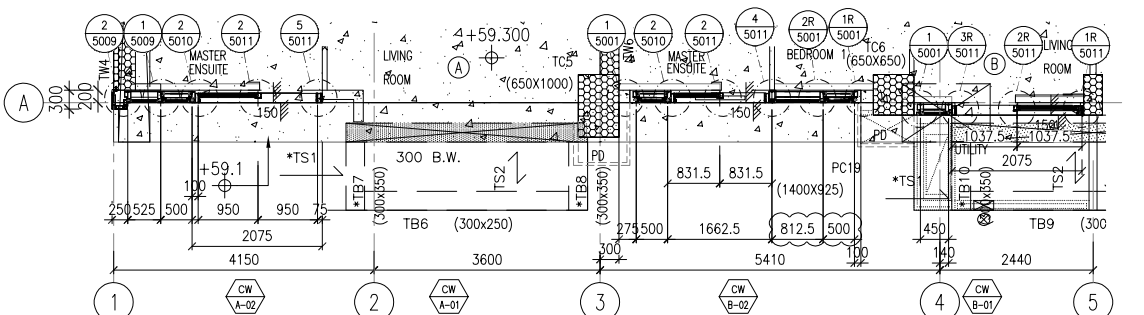
WONG TUNG & PARTNERS LTD.	
APPROVED	
APPROVED AS NOTED	
APPROVED AS NOTED & RESUBMIT	
RESUBMIT	
NO COMMENT	
REFER OTHER CONSULTANT'S COMMENTS	
<small>Reviewed for compliance with the design intent. Comments made shall apply as all similar conditions a detail, not just the one noted.            The approval shall not be construed as relieving the contractor of compliance with the contract documents &amp; requirements.</small>	
Reviewed By	Date



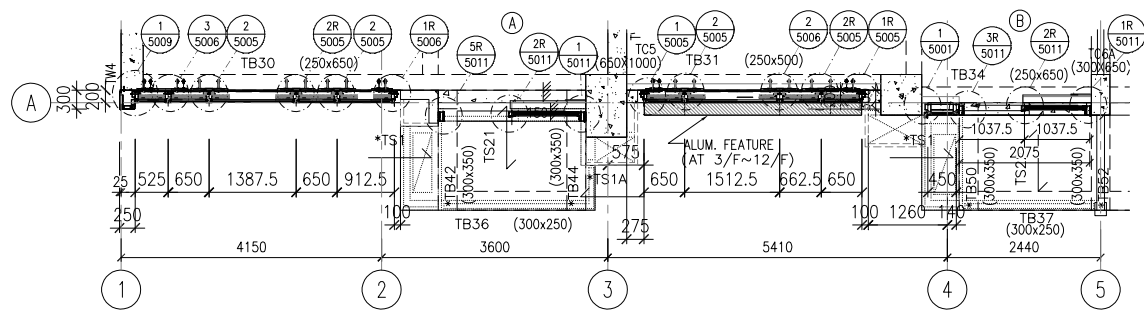
1 PART ELEVATION CURTAIN WALL



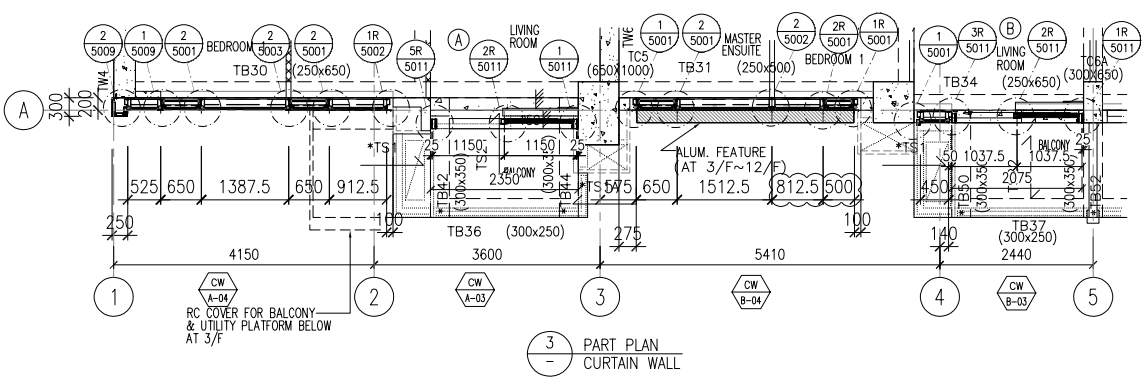
A TYPICAL SECTION CURTAIN WALL B TYPICAL SECTION CURTAIN WALL C TYPICAL SECTION CURTAIN WALL D TYPICAL SECTION CURTAIN WALL E TYPICAL SECTION CURTAIN WALL



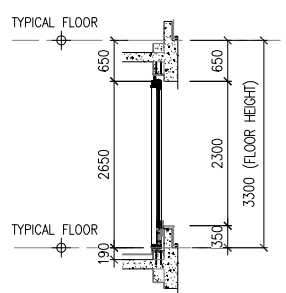
2 PART PLAN (2/F) CURTAIN WALL



4 PART PLAN CURTAIN WALL



3 PART PLAN CURTAIN WALL



F TYPICAL SECTION CURTAIN WALL

- LEGEND :
- TG01A1 8mm HEAT STRENGTHENED GLASS + 12mm AIR SPACE + 10mm TEMPERED GLASS (IGU)
  - TG01A2 8mm HEAT STRENGTHENED GLASS + 12mm AIR SPACE + 8mm TEMPERED GLASS (IGU)
  - TG01A3 8mm HEAT STRENGTHENED GLASS WITH FRIT (FROSTED) AT SURFACE #2 + 12mm AIR SPACE + 10mm TEMPERED GLASS (IGU)
  - TG01A4 8mm HEAT STRENGTHENED GLASS + 12mm AIR SPACE + 12mm TEMPERED GLASS (IGU)
  - TG02 12mm HEAT STRENGTHENED GLASS W/2mm THK. ALUM. BACK PANEL
  - TG07 10mm CLEAR TEMPERED GLASS
  - TM05 3mm THK ALUM. CLADDING DARK GREY COLOUR CODE: KM3E97023C (\*ALL CURTAIN WALL MULLION & TRANSOM FRAME IN DARK GREY COLOUR)
- ◀ - SUPPORT POINT (WIND LOAD + DEAD LOAD)
  - ◁ - SUPPORT POINT (WIND LOAD)
  - S.J. - STACK JOINT REF TO J861-SD-CW-5016

NOTE :

- ALL DIMENSIONS ARE IN mm.
- ALL ELEVATIONS ARE VIEWED FROM OUTSIDE.
- ALL DIMENSIONS TO BE VERIFIED ON SITE BEFORE FABRICATION.

LEGEND :

- X1 - DETAIL MARK NO.
- X001 - REFER SHEET NO.

- F.F.L. --- FINISHED FLOOR LEVEL
- S.F.L. --- STRUCTURAL FLOOR LEVEL
- (R) --- REVERSED DETAIL

A	16/9/2024	GENERAL REVISED	
NO.	DATE	REVISED	BY

CLIENT :  
**MILLION BASE PROPERTIES LIMITED**

ARCHITECT :  
**WONG TUNG & PARTNERS LIMITED**  
ARCHITECTS & PLANNERS

STRUCTURAL ENGINEER :  
**SYW SYW & ASSOCIATES LTD.**  
STRUCTURAL ENGINEERS & ARCHITECTS

MAIN CONTRACTOR :  
**顯利工程有限公司**  
**HIEN LEE ENGINEERING CO., LTD.**

**美特鋁質有限公司**  
**MIDI ALUMINIUM FABRICATOR LTD.**  
Units 6-8, Sunray Industrial Centre, 1/F  
610 Cha Kwo Ling Road, Kowloon  
Tel:23489211-4 Fax:(852)2772666

JOB NO. : J-861

PROJECT :  
PROPOSED RESIDENTIAL DEVELOPMENT AT NOS. 3-6 GLENEALY, CENTRAL, HONG KONG

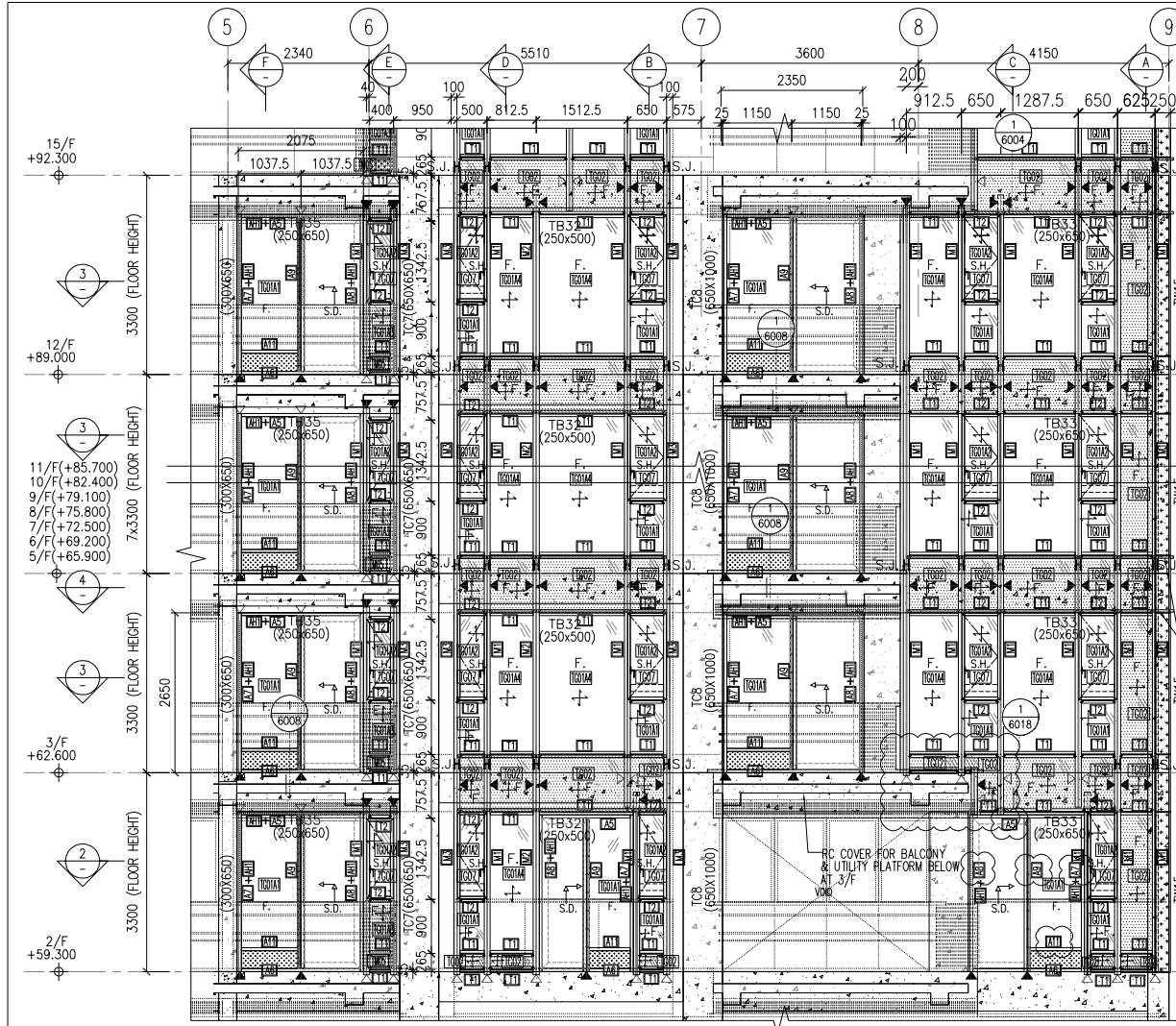
TITLE :  
PART ELEVATION FOR CURTAIN WALL

DATE : 06-Sep-24 SCALE : 1:60(A1)

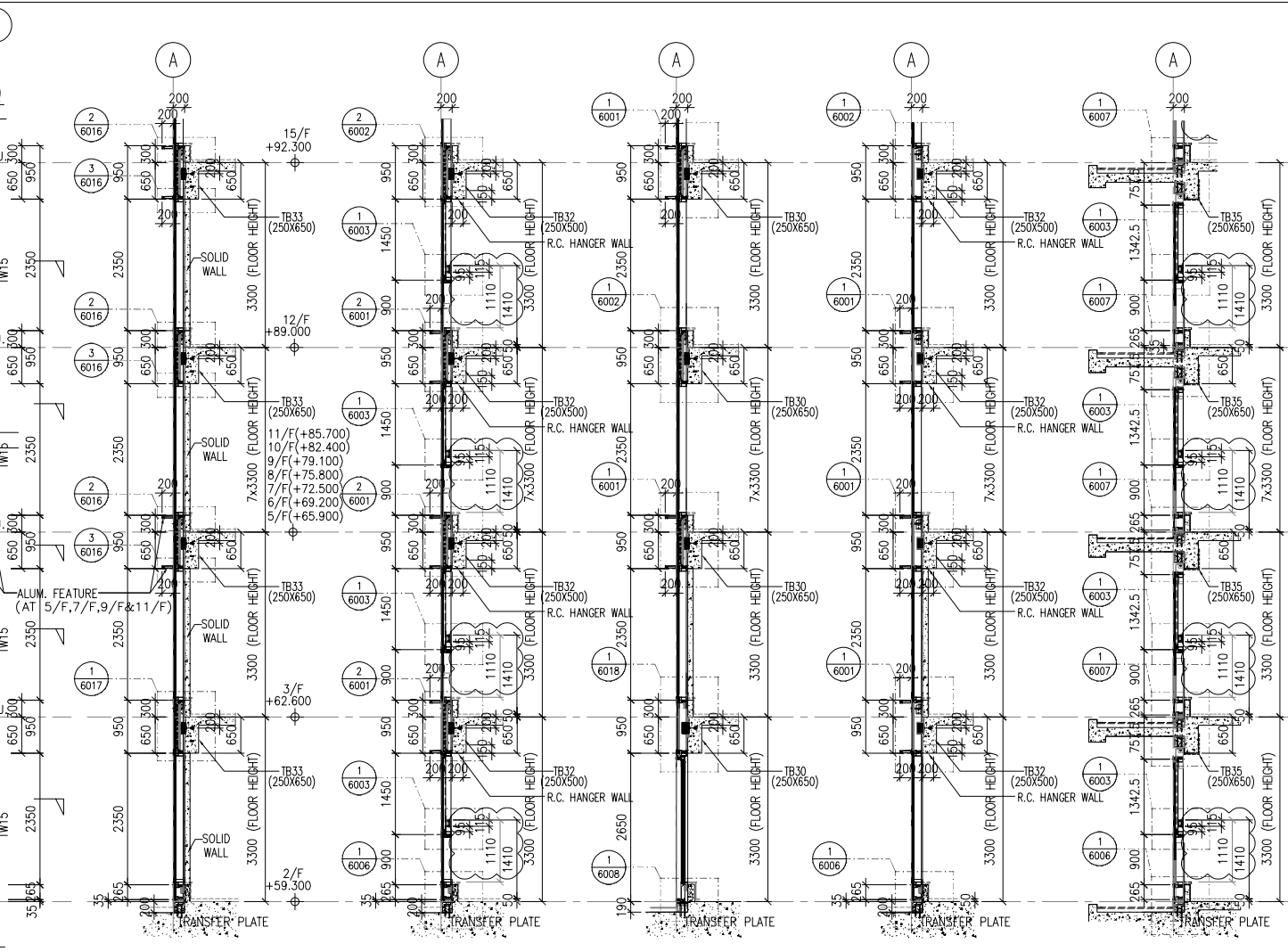
DRAWN BY : Asing CHECKED BY :

DWG NO. : J861-SD-CW-3001 REV. : A

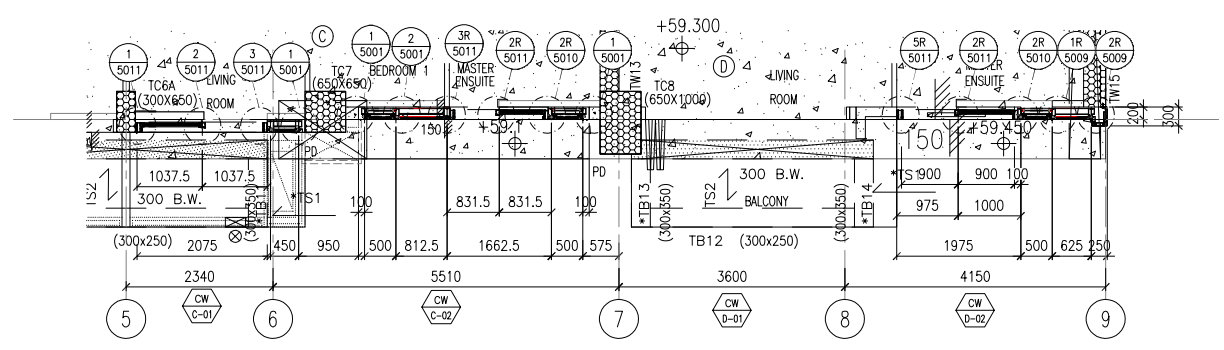
<b>WONG TUNG &amp; PARTNERS LTD.</b>	
APPROVED	
APPROVED AS NOTED	
APPROVED AS NOTED & RESUBMIT	
RESUBMIT	
NO COMMENT	
REFER OTHER CONSULTANT'S COMMENTS	
Reviewed for compliance with the design intent. Comments made shall apply as all similar conditions a details, not just the one noted.	
The approval shall not be construed as relieving the contractor of compliance with the contract documents & requirements.	
Reviewed By	Date



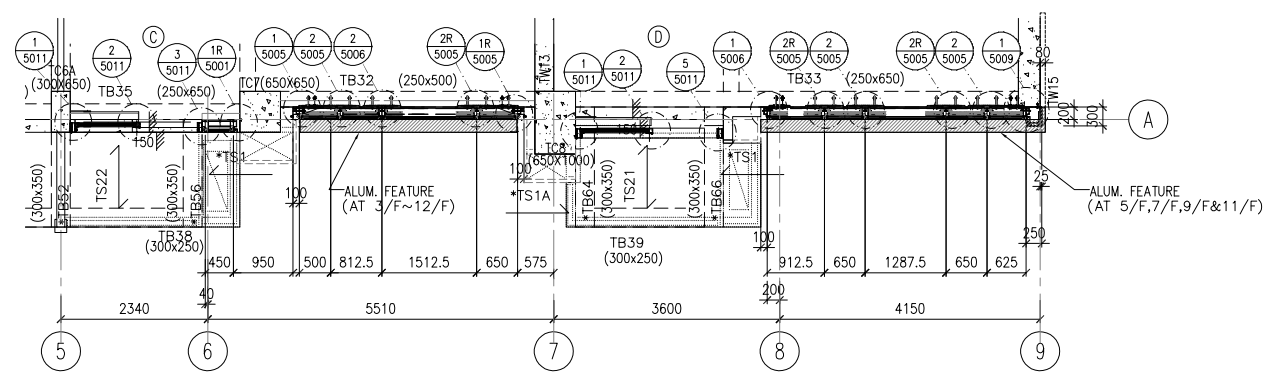
1 PART ELEVATION CURTAIN WALL



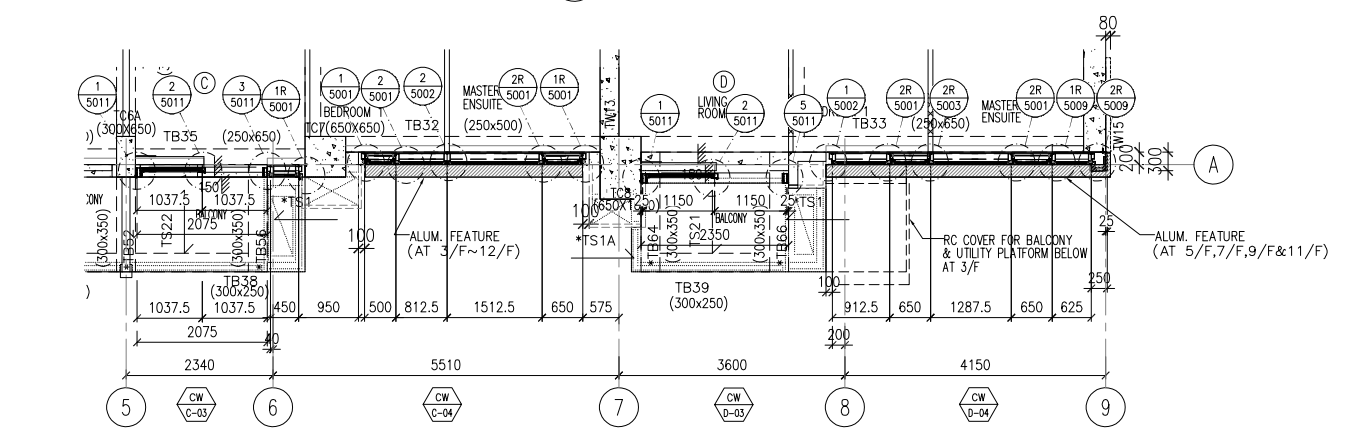
A TYPICAL SECTION CURTAIN WALL  
B TYPICAL SECTION CURTAIN WALL  
C TYPICAL SECTION CURTAIN WALL  
D TYPICAL SECTION CURTAIN WALL  
E TYPICAL SECTION CURTAIN WALL



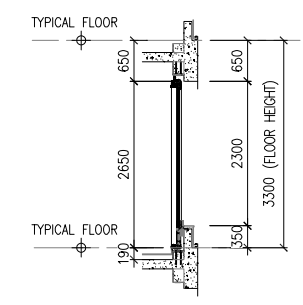
2 PART PLAN (2/F) CURTAIN WALL



4 PART PLAN CURTAIN WALL



3 PART PLAN CURTAIN WALL



F TYPICAL SECTION CURTAIN WALL

- LEGEND :
- ▶ TG01A1 8mm HEAT STRENGTHENED GLASS + 12mm AIR SPACE + 10mm TEMPERED GLASS (IGU)
  - ▶ TG01A2 8mm HEAT STRENGTHENED GLASS + 12mm AIR SPACE + 8mm TEMPERED GLASS (IGU)
  - ▶ TG01A3 8mm HEAT STRENGTHENED GLASS WITH FRIT (FROSTED) AT SURFACE #2 + 12mm AIR SPACE + 10mm TEMPERED GLASS (IGU)
  - ▶ TG01A4 8mm HEAT STRENGTHENED GLASS + 12mm AIR SPACE + 12mm TEMPERED GLASS (IGU)
  - ▶ TG02 12mm HEAT STRENGTHENED GLASS W/2mm THK. ALUM. BACK PANEL
  - ▶ TG07 10mm CLEAR TEMPERED GLASS
  - ▶ TM05 3mm THK ALUM. CLADDING DARK GREY COLOUR CODE: KM3E97023C (\*ALL CURTAIN WALL MULLION & TRANSOM FRAME IN DARK GREY COLOUR)
  - ◀ - SUPPORT POINT (WIND LOAD + DEAD LOAD)
  - ◁ - SUPPORT POINT (WIND LOAD)
  - S.J. - STACK JOINT REF TO J861-SD-CW-5016

NOTE :  
1. ALL DIMENSIONS ARE IN mm.  
2. ALL ELEVATIONS ARE VIEWED FROM OUTSIDE.  
3. ALL DIMENSIONS TO BE VERIFIED ON SITE BEFORE FABRICATION.

LEGEND :  
X1 - DETAIL MARK NO.  
X001 - REFER SHEET NO.

1. F.F.L. --- FINISHED FLOOR LEVEL  
2. S.F.L. --- STRUCTURAL FLOOR LEVEL  
3. (R) --- REVERSED DETAIL

A	16/9/2024	GENERAL REVISED	
NO.	DATE	REVISED	BY

CLIENT :  
**MILLION BASE PROPERTIES LIMITED**

ARCHITECT :  
**WONG TUNG & PARTNERS LIMITED**  
ARCHITECTS & PLANNERS

STRUCTURAL ENGINEER :  
**SYW SYW & ASSOCIATES LTD.**  
STRUCTURAL ENGINEERS & ARCHITECTS

MAIN CONTRACTOR :  
**顯利工程有限公司**  
HIEN LEE ENGINEERING CO., LTD.

**美特鋁質有限公司**  
MIDI ALUMINIUM FABRICATOR LTD.  
Units 6-8, Sunray Industrial Centre, 1/F  
610 Cha Kwo Ling Road, Kowloon  
Tel:23489211-4 Fax:(852)2727666

JOB NO. : J-861

PROJECT :  
PROPOSED RESIDENTIAL DEVELOPMENT AT NOS. 3-6 GLENEALY, CENTRAL, HONG KONG

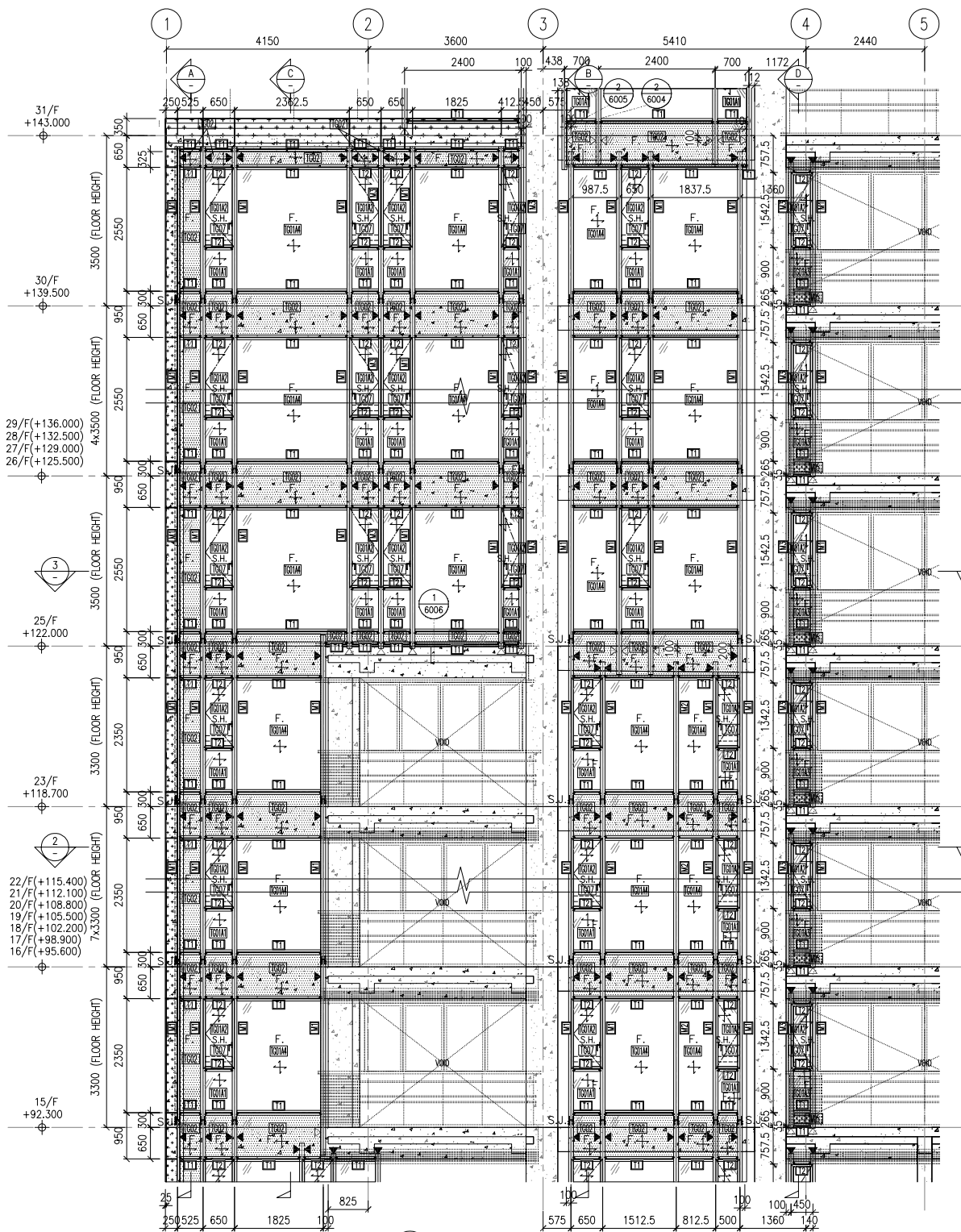
TITLE :  
PART ELEVATION FOR CURTAIN WALL

DATE : 06-Sep-24 SCALE : 1:60(A1)

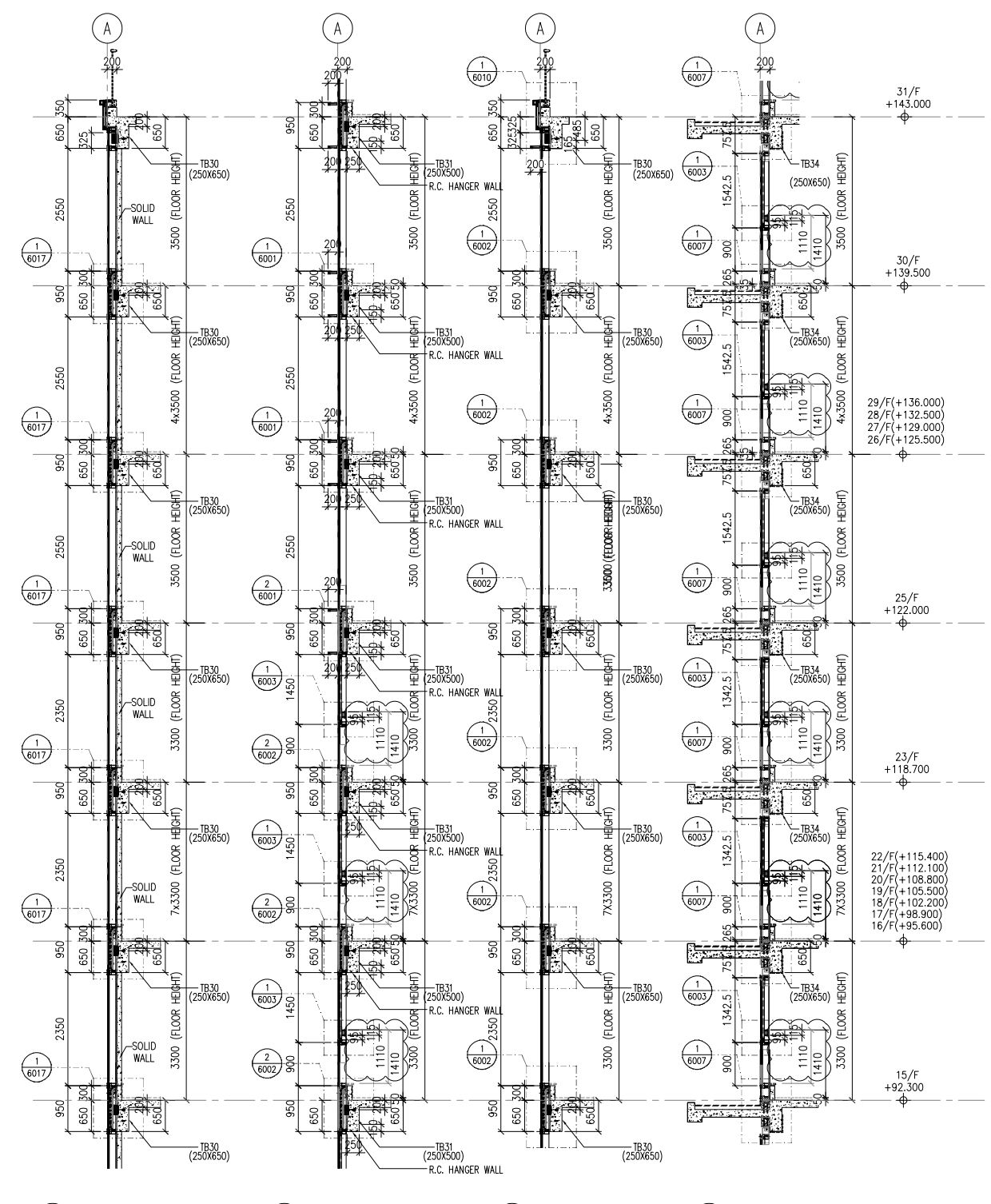
DRAWN BY : Asing CHECKED BY :

DWG NO. : J861-SD-CW-3002 REV. : A

<b>WONG TUNG &amp; PARTNERS LTD.</b>	
APPROVED	
APPROVED AS NOTED	
APPROVED AS NOTED & RESUBMIT	
RESUBMIT	
NO COMMENT	
REFER OTHER CONSULTANT'S COMMENTS	
Revised for compliance with the design intent. Comments made shall apply as all similar conditions a detail, not an exception.	
The approval shall not be construed as relieving the contractor of compliance with the contract documents & requirements.	
Reviewed By	Date



1 PART ELEVATION CURTAIN WALL

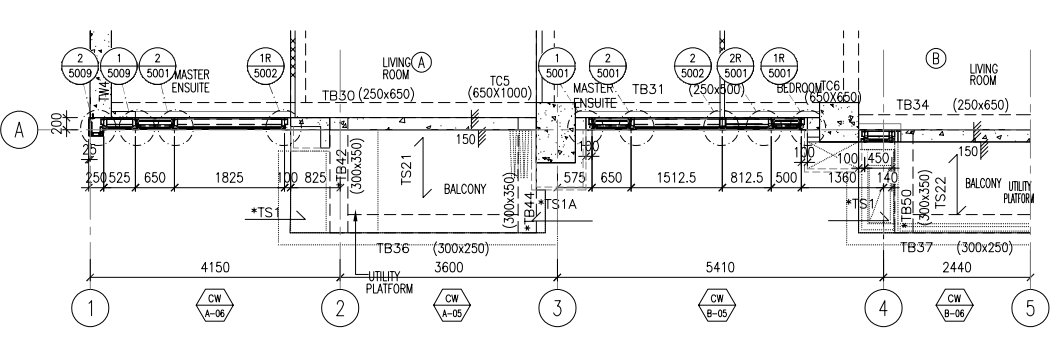


A TYPICAL SECTION CURTAIN WALL

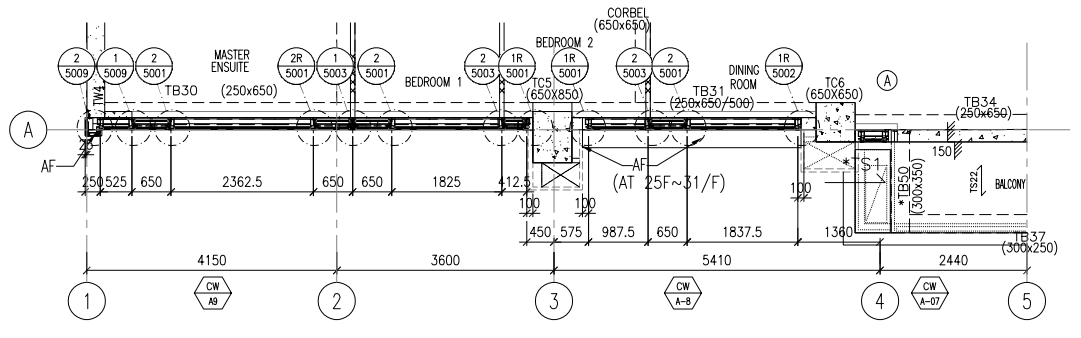
B TYPICAL SECTION CURTAIN WALL

C TYPICAL SECTION CURTAIN WALL

D TYPICAL SECTION CURTAIN WALL



2 PART PLAN CURTAIN WALL



3 PART PLAN CURTAIN WALL

- LEGEND :
- TG01A1 8mm HEAT STRENGTHENED GLASS + 12mm AIR SPACE + 10mm TEMPERED GLASS (IGU)
  - TG01A2 8mm HEAT STRENGTHENED GLASS + 12mm AIR SPACE + 8mm TEMPERED GLASS (IGU)
  - TG01A3 8mm HEAT STRENGTHENED GLASS WITH FRIT (FROSTED) AT SURFACE #2 + 12mm AIR SPACE + 10mm TEMPERED GLASS (IGU)
  - TG01A4 8mm HEAT STRENGTHENED GLASS + 12mm AIR SPACE + 12mm TEMPERED GLASS (IGU)
  - TG02 12mm HEAT STRENGTHENED GLASS W/2mm THK. ALUM. BACK PANEL
  - TG07 10mm CLEAR TEMPERED GLASS
  - TL05 3mm THK ALUM. CLADDING DARK GREY COLOUR CODE: KM3E97023C (\*ALL CURTAIN WALL MULLION & TRANSOM FRAME IN DARK GREY COLOUR)
- ◀ - SUPPORT POINT (WIND LOAD + DEAD LOAD)
  - ◁ - SUPPORT POINT (WIND LOAD)
  - S.J. - STACK JOINT REF TO J861-SD-CW-5016

NOTE :

- ALL DIMENSIONS ARE IN mm.
- ALL ELEVATIONS ARE VIEWED FROM OUTSIDE.
- ALL DIMENSIONS TO BE VERIFIED ON SITE BEFORE FABRICATION.

LEGEND :

- X1 - DETAIL MARK NO.
- X001 - REFER SHEET NO.

- F.F.L. -- FINISHED FLOOR LEVEL
- S.F.L. -- STRUCTURAL FLOOR LEVEL
- (R) -- REVERSED DETAIL

A	16/9/2024	GENERAL REVISED	
No.	DATE	REVISED	BY

CLIENT :  
**MILLION BASE PROPERTIES LIMITED**

ARCHITECT :  
**WONG TUNG & PARTNERS LIMITED**  
ARCHITECTS & PLANNERS

STRUCTURAL ENGINEER :  
**SYW SYW & ASSOCIATES LTD.**  
STRUCTURAL ENGINEERS & AUTHORIZED PERSONS  
邵賢偉建築工程師

MAIN CONTRACTOR :  
**顯利工程有限公司**  
HIEN LEE ENGINEERING CO., LTD.

**美特鋁質有限公司**  
MIDI ALUMINIUM FABRICATOR LTD.  
Units 6-8, Sunray Industrial Centre, 1/F  
610 Cha Kwo Ling Road, Kowloon  
Tel:23489211-4 Fax:(852)2727666

JOB NO. : J-861

PROJECT :  
PROPOSED RESIDENTIAL DEVELOPMENT AT NOS. 3-6 GLENEALY, CENTRAL, HONG KONG

TITLE :  
PART ELEVATION FOR CURTAIN WALL

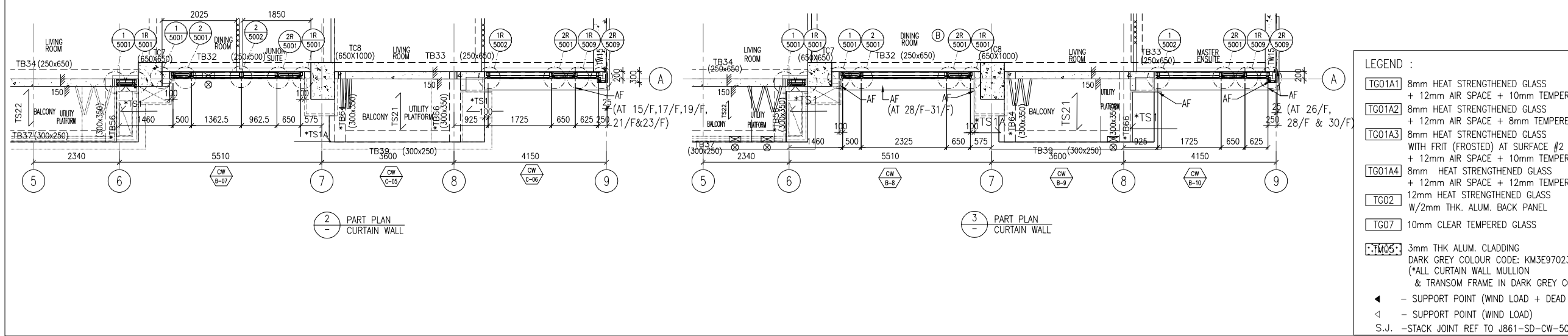
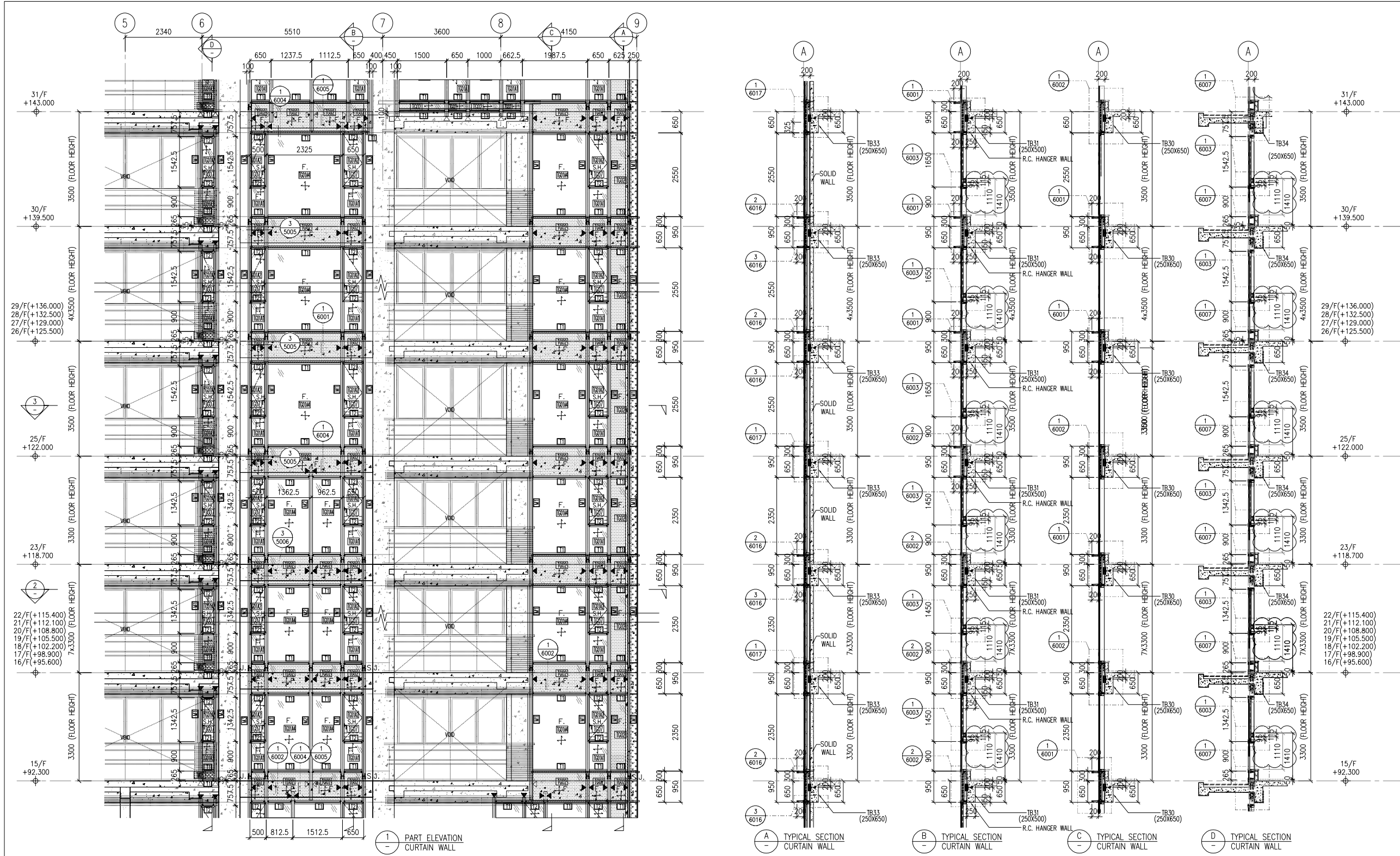
DATE : 06-Sep-24 SCALE : 1:60(A1)

DRAWN BY : Asing CHECKED BY :

DWG NO. : J861-SD-CW-3003 REV. : A

<b>WONG TUNG &amp; PARTNERS LTD.</b>	
APPROVED	
APPROVED AS NOTED	
APPROVED AS NOTED & RESUBMIT	
RESUBMIT	
NO COMMENT	
REFER OTHER CONSULTANT'S COMMENTS	
Revised by _____ Date _____	

Revised by \_\_\_\_\_ Date \_\_\_\_\_  
This approval shall not be construed as relieving the contractor of compliance with the contract documents & requirements.



NOTE:  
 1. ALL DIMENSIONS ARE IN mm.  
 2. ALL ELEVATIONS ARE VIEWED FROM OUTSIDE.  
 3. ALL DIMENSIONS TO BE VERIFIED ON SITE BEFORE FABRICATION.

LEGEND:  
 (X1) --- DETAIL MARK NO.  
 (X001) --- REFER SHEET NO.

1. F.F.L --- FINISHED FLOOR LEVEL  
 2. S.F.L --- STRUCTURAL FLOOR LEVEL  
 3. (R) --- REVERSED DETAIL

A	16/9/2024	GENERAL REVISED	
NO.	DATE	REVISED	BY

CLIENT:  
**MILLION BASE PROPERTIES LIMITED**

ARCHITECT:  
**WONG TUNG & PARTNERS LIMITED**  
 ARCHITECTS & PLANNERS

STRUCTURAL ENGINEER:  
**SYW SYW & ASSOCIATES LTD.**  
 邵賢偉建築工程師

MAIN CONTRACTOR:  
**顯利工程有限公司**  
**HIEN LEE ENGINEERING CO., LTD.**

**美特鋁質有限公司**  
**MIDI ALUMINIUM FABRICATOR LTD.**  
 Units 6-8, Sunray Industrial Centre, 1/F  
 610 Cha Kwo Ling Road, Kowloon  
 Tel:23489211-4 Fax:(852)2727666

JOB NO.: J-861  
 PROJECT:  
 PROPOSED RESIDENTIAL DEVELOPMENT AT NOS. 3-6 GLENEALY, CENTRAL, HONG KONG

TITLE:  
 PART ELEVATION FOR CURTAIN WALL

DATE: 06-Sep-24 SCALE: 1:60(A1)

DRAWN BY: Asing CHECKED BY:

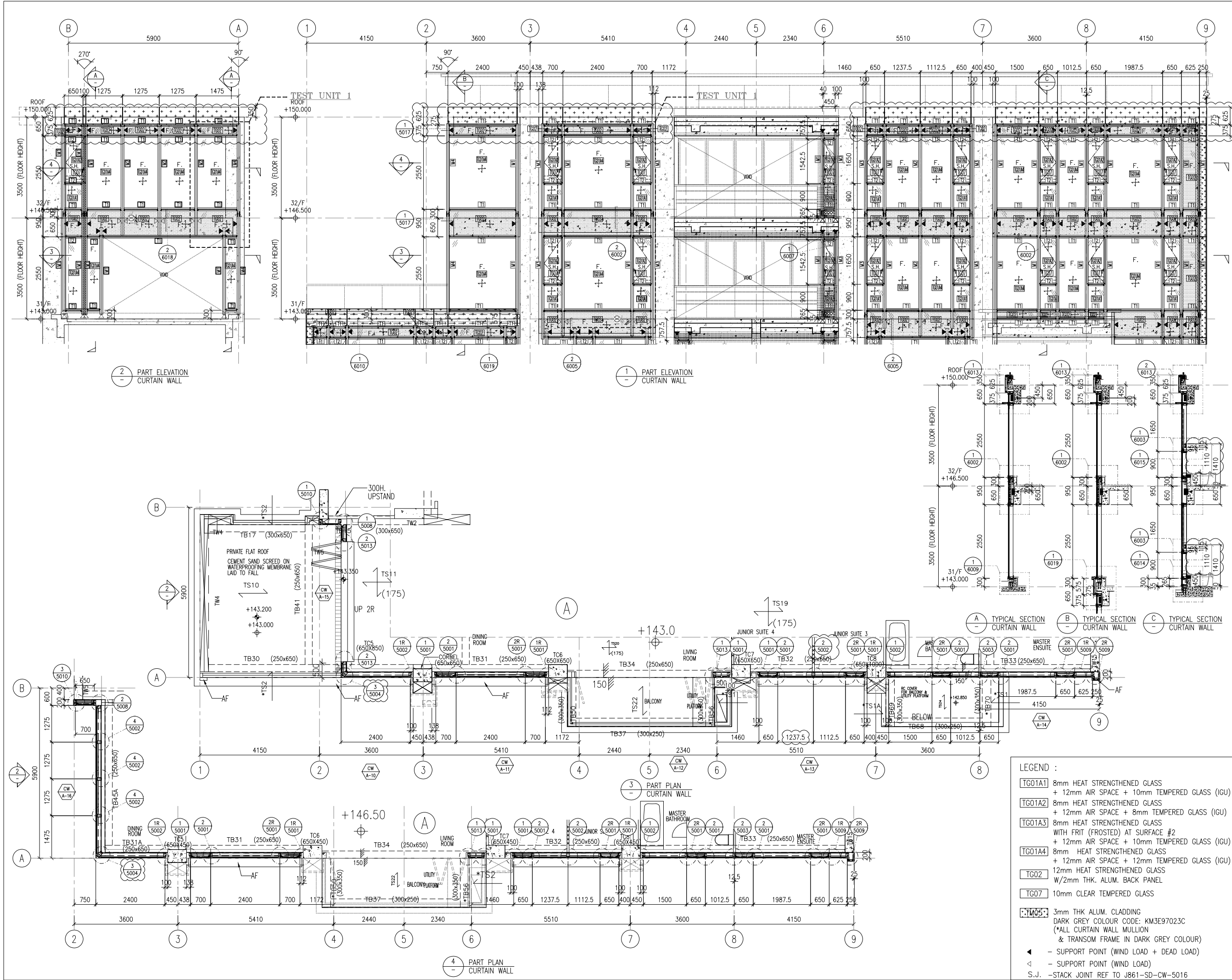
DWG NO.: J861-SD-CW-3004 REV.: A

LEGEND:

- TG01A1 8mm HEAT STRENGTHENED GLASS + 12mm AIR SPACE + 10mm TEMPERED GLASS (IGU)
- TG01A2 8mm HEAT STRENGTHENED GLASS + 12mm AIR SPACE + 8mm TEMPERED GLASS (IGU)
- TG01A3 8mm HEAT STRENGTHENED GLASS WITH FRIT (FROSTED) AT SURFACE #2 + 12mm AIR SPACE + 10mm TEMPERED GLASS (IGU)
- TG01A4 8mm HEAT STRENGTHENED GLASS + 12mm AIR SPACE + 12mm TEMPERED GLASS (IGU)
- TG02 12mm HEAT STRENGTHENED GLASS W/2mm THK. ALUM. BACK PANEL
- TG07 10mm CLEAR TEMPERED GLASS
- TG05 3mm THK ALUM. CLADDING DARK GREY COLOUR CODE: KM3E97023C (\*ALL CURTAIN WALL MULLION & TRANSOM FRAME IN DARK GREY COLOUR)

◀ - SUPPORT POINT (WIND LOAD + DEAD LOAD)  
 ◁ - SUPPORT POINT (WIND LOAD)  
 S.J. - STACK JOINT REF TO J861-SD-CW-5016

<b>WONG TUNG &amp; PARTNERS LTD.</b>	
APPROVED	
APPROVED AS NOTED	
APPROVED AS NOTED & RESUBMIT	
RESUBMIT	
NO COMMENT	
REFER OTHER CONSULTANT'S COMMENTS	
Reviewed by _____ Date _____	



NOTE:  
 1. ALL DIMENSIONS ARE IN mm.  
 2. ALL ELEVATIONS ARE VIEWED FROM OUTSIDE.  
 3. ALL DIMENSIONS TO BE VERIFIED ON SITE BEFORE FABRICATION.

LEGEND:  
 (X1) — DETAIL MARK NO.  
 (X001) — REFER SHEET NO.  
 1. F.F.L. — FINISHED FLOOR LEVEL  
 2. S.F.L. — STRUCTURAL FLOOR LEVEL  
 3. (R) — REVERSED DETAIL

A	16/9/2024	GENERAL REVISED
NO.	DATE	REVISED BY

CLIENT:  
**MILLION BASE PROPERTIES LIMITED**

ARCHITECT:  
**WONG TUNG & PARTNERS LIMITED**  
 ARCHITECTS & PLANNERS

STRUCTURAL ENGINEER:  
**SYW SYW & ASSOCIATES LTD.**  
 邵賢偉建築工程師

MAIN CONTRACTOR:  
**顯利工程有限公司**  
**HIEN LEE ENGINEERING CO., LTD.**

**美特鋁質有限公司**  
**MIDI ALUMINIUM FABRICATOR LTD.**  
 Units 6-8, Sunray Industrial Centre, 1/F  
 610 Cha Kwo Ling Road, Kowloon  
 Tel: 23489211-4 Fax: (852) 2727666

JOB NO.: J-861

PROJECT:  
 PROPOSED RESIDENTIAL  
 DEVELOPMENT AT NOS. 3-6  
 GLENEALY, CENTRAL, HONG KONG

TITLE:  
 PART ELEVATION  
 FOR CURTAIN WALL

DATE: 06-Sep-24 SCALE: 1:60(A1)

DRAWN BY: Asing CHECKED BY:

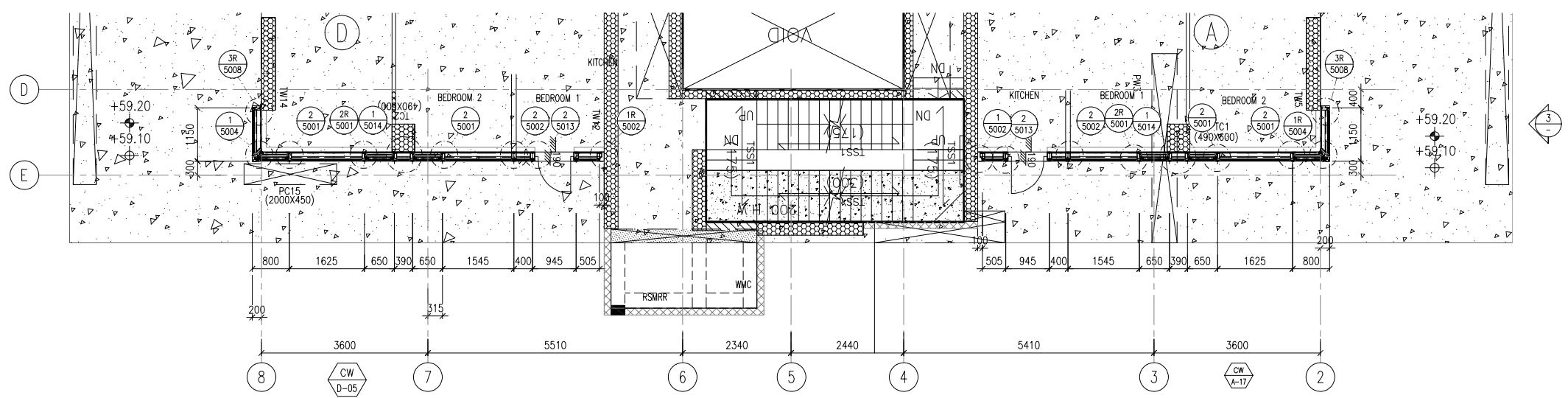
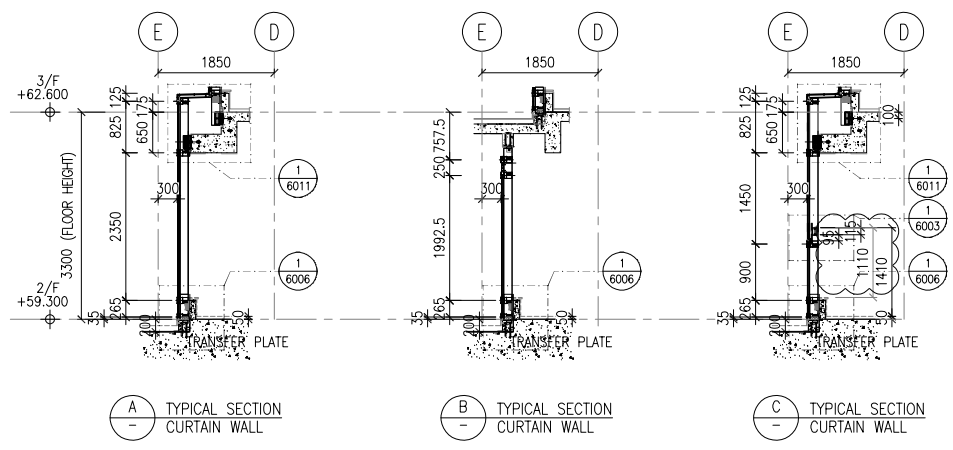
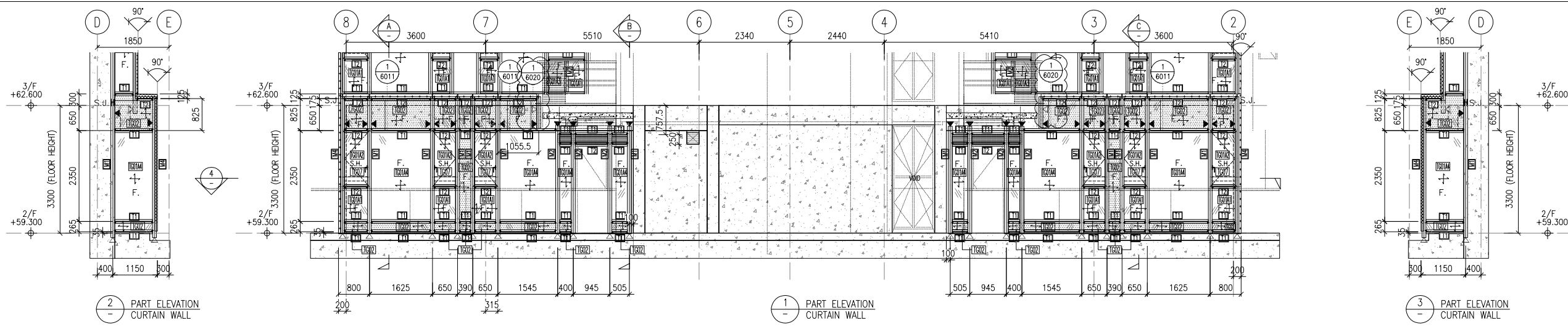
DWG NO.: J861-SD-CW-3005 REV.: A

LEGEND:

- [TG01A1] 8mm HEAT STRENGTHENED GLASS + 12mm AIR SPACE + 10mm TEMPERED GLASS (IGU)
- [TG01A2] 8mm HEAT STRENGTHENED GLASS + 12mm AIR SPACE + 8mm TEMPERED GLASS (IGU)
- [TG01A3] 8mm HEAT STRENGTHENED GLASS WITH FRIT (FROSTED) AT SURFACE #2 + 12mm AIR SPACE + 10mm TEMPERED GLASS (IGU)
- [TG01A4] 8mm HEAT STRENGTHENED GLASS + 12mm AIR SPACE + 12mm TEMPERED GLASS (IGU)
- [TG02] 12mm HEAT STRENGTHENED GLASS W/2mm THK. ALUM. BACK PANEL
- [TG07] 10mm CLEAR TEMPERED GLASS
- [TM05] 3mm THK ALUM. CLADDING DARK GREY COLOUR CODE: KM3E97023C (\*ALL CURTAIN WALL MULLION & TRANSOM FRAME IN DARK GREY COLOUR)

◀ — SUPPORT POINT (WIND LOAD + DEAD LOAD)  
 ◁ — SUPPORT POINT (WIND LOAD)  
 S.J. — STACK JOINT REF TO J861-SD-CW-5016

<b>WONG TUNG &amp; PARTNERS LTD.</b>	
APPROVED	
APPROVED AS NOTED	
APPROVED AS NOTED & RESUBMIT	
RESUBMIT	
NO COMMENT	
REFER OTHER CONSULTANT'S COMMENTS	
Revised for compliance with the design intent. Comments made shall apply as all similar conditions a details, not an the exception. This approval shall not be construed as relieving the contractor of compliance with the contract documents & requirements.	
Reviewed By	Date



- LEGEND :**
- TG01A1 8mm HEAT STRENGTHENED GLASS + 12mm AIR SPACE + 10mm TEMPERED GLASS (IGU)
  - TG01A2 8mm HEAT STRENGTHENED GLASS + 12mm AIR SPACE + 8mm TEMPERED GLASS (IGU)
  - TG01A3 8mm HEAT STRENGTHENED GLASS WITH FRIT (FROSTED) AT SURFACE #2 + 12mm AIR SPACE + 10mm TEMPERED GLASS (IGU)
  - TG01A4 8mm HEAT STRENGTHENED GLASS + 12mm AIR SPACE + 12mm TEMPERED GLASS (IGU)
  - TG02 12mm HEAT STRENGTHENED GLASS W/2mm THK. ALUM. BACK PANEL
  - TG07 10mm CLEAR TEMPERED GLASS
  - TM05 3mm THK ALUM. CLADDING DARK GREY COLOUR CODE: KM3E97023C (\*ALL CURTAIN WALL MULLION & TRANSOM FRAME IN DARK GREY COLOUR)
- ◀ - SUPPORT POINT (WIND LOAD + DEAD LOAD)
  - ◁ - SUPPORT POINT (WIND LOAD)
  - S.J. - STACK JOINT REF TO J861-SD-CW-5016

**NOTE :**

- ALL DIMENSIONS ARE IN mm.
- ALL ELEVATIONS ARE VIEWED FROM OUTSIDE.
- ALL DIMENSIONS TO BE VERIFIED ON SITE BEFORE FABRICATION.

**LEGEND :**

- X1 - DETAIL MARK NO.
- X001 - REFER SHEET NO.

- F.F.L. --- FINISHED FLOOR LEVEL
- S.F.L. --- STRUCTURAL FLOOR LEVEL
- (R) --- REVERSED DETAIL

A	16/9/2024	GENERAL REVISED	
No.	DATE	REVISED	BY

CLIENT :  
**MILLION BASE PROPERTIES LIMITED**

ARCHITECT :  
**WONG TUNG & PARTNERS LIMITED**  
ARCHITECTS & PLANNERS

STRUCTURAL ENGINEER :  
**SYW SYW & ASSOCIATES LTD.**  
REGISTERED STRUCTURAL ENGINEER

MAIN CONTRACTOR :  
**顯利工程有限公司**  
HIEN LEE ENGINEERING CO., LTD.

**美特鋁質有限公司**  
MIDI ALUMINIUM FABRICATOR LTD.  
Units 6-8, Sunray Industrial Centre, 1/F  
610 Cha Kwo Ling Road, Kowloon  
Tel: 23489211-4 Fax: (852) 2727666

JOB NO. : J-861

PROJECT :  
PROPOSED RESIDENTIAL DEVELOPMENT AT NOS. 3-6 GLENEALY, CENTRAL, HONG KONG

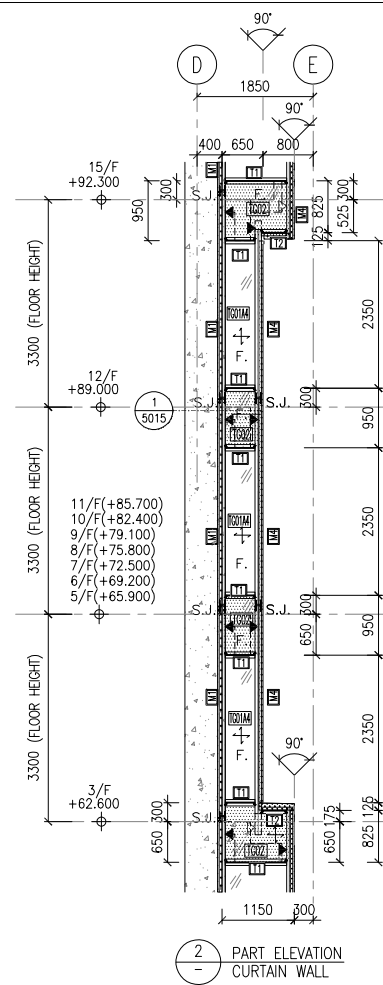
TITLE :  
PART ELEVATION FOR CURTAIN WALL

DATE : 06-Sep-24 SCALE : 1:60(A1)

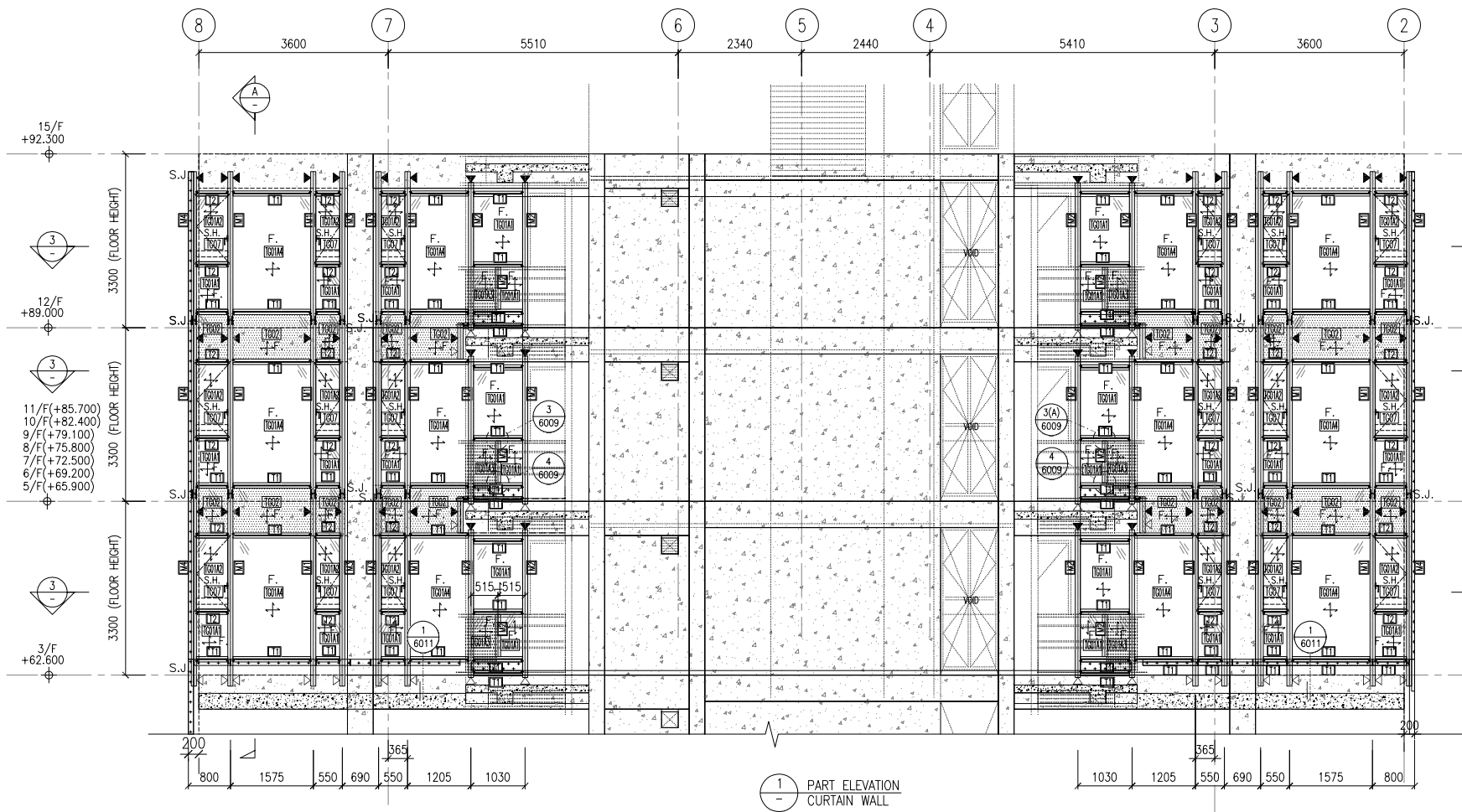
DRAWN BY : Asing CHECKED BY :

DWG NO. : J861-SD-CW-3006 REV. : A

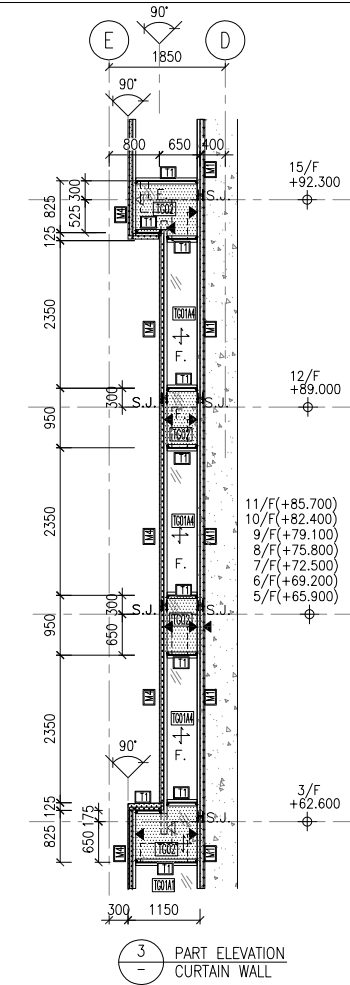
<b>WONG TUNG &amp; PARTNERS LTD.</b>	
APPROVED	
APPROVED AS NOTED	
APPROVED AS NOTED & RESUBMIT	
RESUBMIT	
NO COMMENT	
REFER OTHER CONSULTANT'S COMMENTS	
Reviewed for compliance with the design intent. Comments made shall apply as all similar conditions a detail, not just the one noted. The approval shall not be construed as relieving the contractor of compliance with the contract documents & requirements.	
Reviewed By	Date



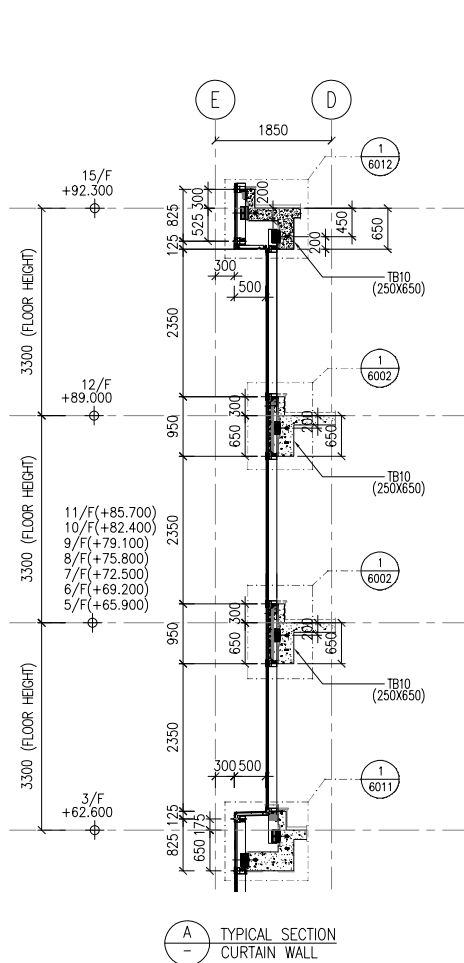
2 PART ELEVATION CURTAIN WALL



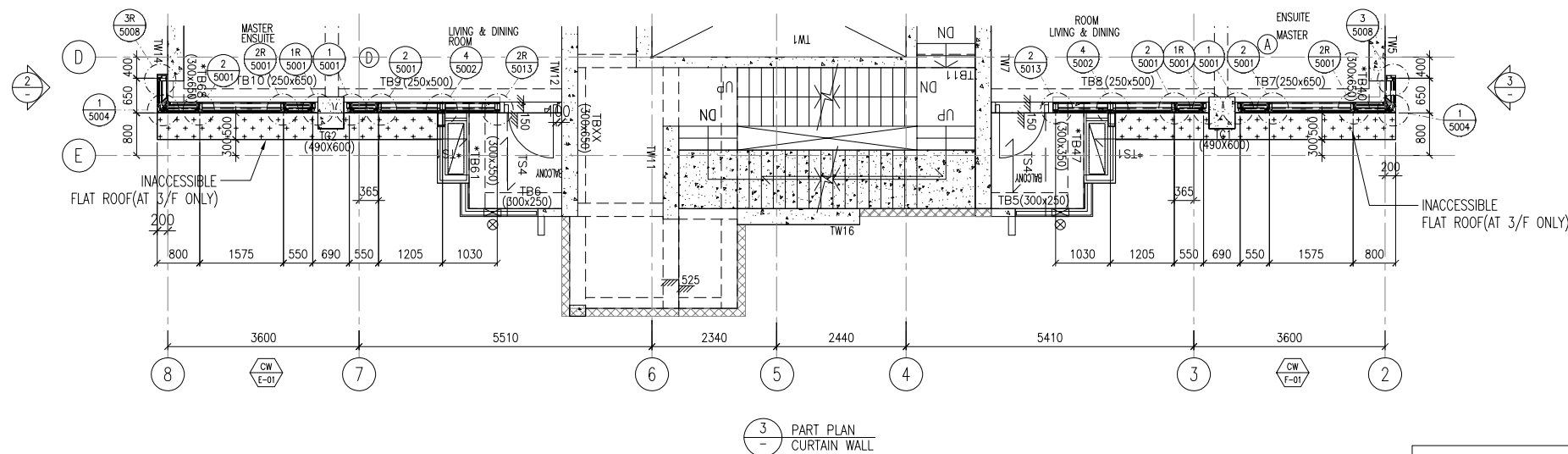
1 PART ELEVATION CURTAIN WALL



3 PART ELEVATION CURTAIN WALL



A TYPICAL SECTION CURTAIN WALL



3 PART PLAN CURTAIN WALL

NOTE:  
 1. ALL DIMENSIONS ARE IN mm.  
 2. ALL ELEVATIONS ARE VIEWED FROM OUTSIDE.  
 3. ALL DIMENSIONS TO BE VERIFIED ON SITE BEFORE FABRICATION.

LEGEND:  
 X1 - DETAIL MARK NO.  
 X001 - REFER SHEET NO.

1. F.F.L. --- FINISHED FLOOR LEVEL  
 2. S.F.L. --- STRUCTURAL FLOOR LEVEL  
 3. (R) --- REVERSED DETAIL

A	16/9/2024	GENERAL REVISED	
NO.	DATE	REVISED	BY

CLIENT:  
**MILLION BASE PROPERTIES LIMITED**

ARCHITECT:  
**WONG TUNG & PARTNERS LIMITED**  
 ARCHITECTS & PLANNERS

STRUCTURAL ENGINEER:  
**SYW SYW & ASSOCIATES LTD.**  
 邵賢偉建築工程師

MAIN CONTRACTOR:  
**顯利工程有限公司**  
**HIEN LEE ENGINEERING CO., LTD.**

**美特鋁質有限公司**  
**MIDI ALUMINIUM FABRICATOR LTD.**  
 Units 6-8, Sunray Industrial Centre, 1/F  
 610 Cha Kwo Ling Road, Kowloon  
 Tel:23489211-4 Fax:(852)2727666

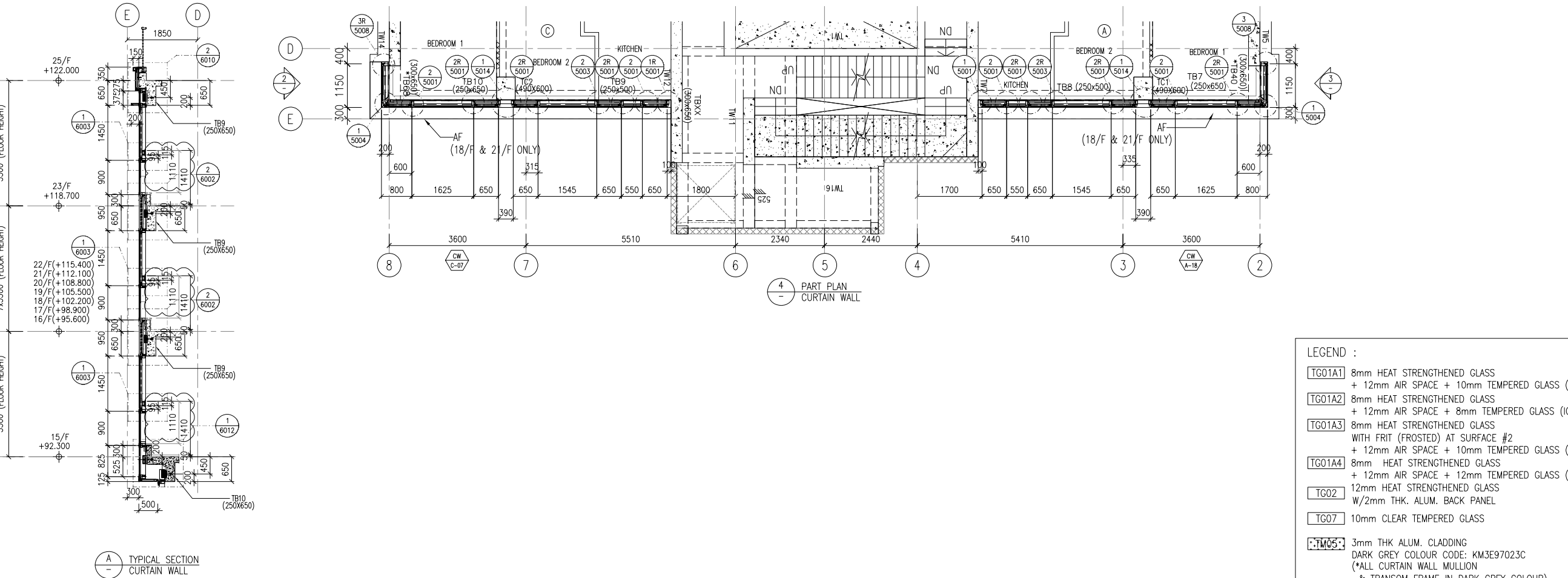
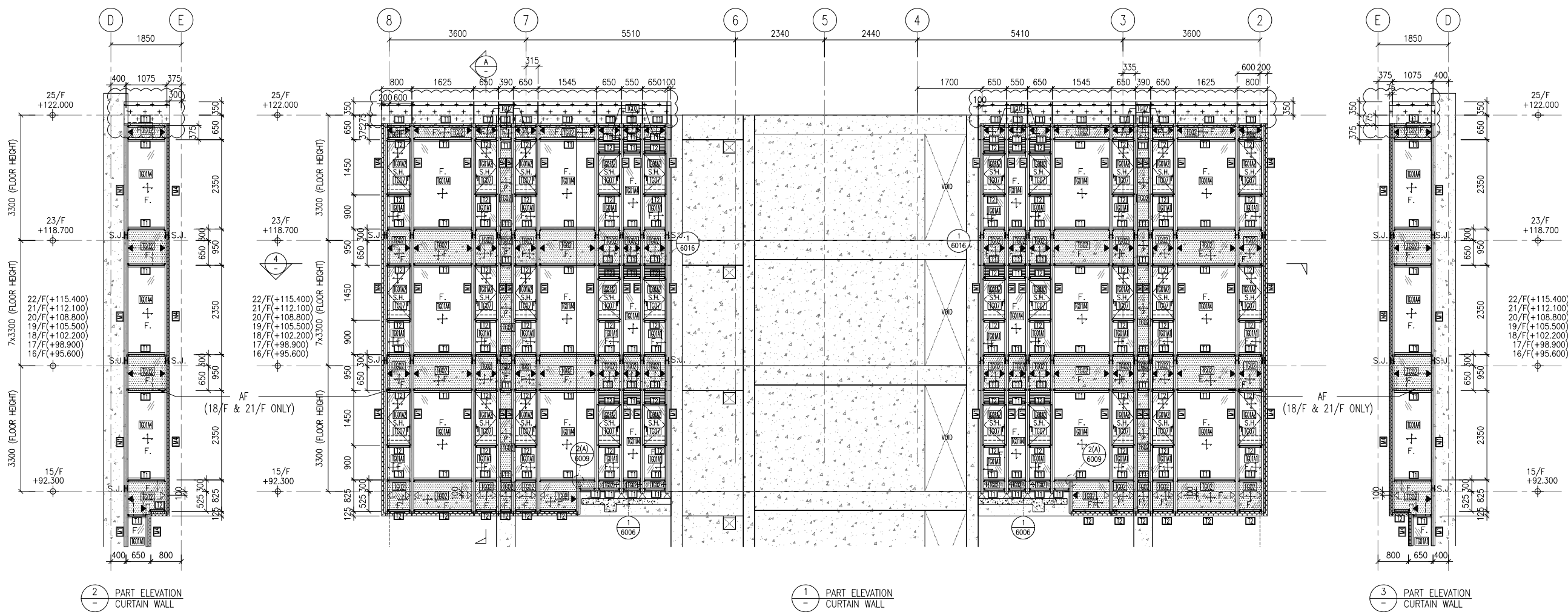
JOB NO.: J-861  
 PROJECT:  
 PROPOSED RESIDENTIAL DEVELOPMENT AT NOS. 3-6 GLENEALY, CENTRAL, HONG KONG

TITLE:  
 PART ELEVATION FOR CURTAIN WALL

DATE: 06-Sep-24 SCALE: 1:60(A1)  
 DRAWN BY: Asing CHECKED BY:  
 DWG NO.: J861-SD-CW-3007 REV.: A

- LEGEND:
- TG01A1 8mm HEAT STRENGTHENED GLASS + 12mm AIR SPACE + 10mm TEMPERED GLASS (IGU)
  - TG01A2 8mm HEAT STRENGTHENED GLASS + 12mm AIR SPACE + 8mm TEMPERED GLASS (IGU)
  - TG01A3 8mm HEAT STRENGTHENED GLASS WITH FRIT (FROSTED) AT SURFACE #2 + 12mm AIR SPACE + 10mm TEMPERED GLASS (IGU)
  - TG01A4 8mm HEAT STRENGTHENED GLASS + 12mm AIR SPACE + 12mm TEMPERED GLASS (IGU)
  - TG02 12mm HEAT STRENGTHENED GLASS W/2mm THK. ALUM. BACK PANEL
  - TG07 10mm CLEAR TEMPERED GLASS
  - TM05 3mm THK ALUM. CLADDING DARK GREY COLOUR CODE: KM3E97023C (\*ALL CURTAIN WALL MULLION & TRANSOM FRAME IN DARK GREY COLOUR)
- ◀ - SUPPORT POINT (WIND LOAD + DEAD LOAD)  
 ◁ - SUPPORT POINT (WIND LOAD)  
 S.J. - STACK JOINT REF TO J861-SD-CW-5016

<b>WONG TUNG &amp; PARTNERS LTD.</b>	
APPROVED	
APPROVED AS NOTED	
APPROVED AS NOTED & RESUBMIT	
RESUBMIT	
NO COMMENT	
REFER OTHER CONSULTANT'S COMMENTS	
Reviewed for compliance with the design intent. Comments made shall apply as all similar conditions a details, not just the one noted. The approval shall not be construed as relieving the contractor of compliance with the contract documents & requirements.	
Reviewed By	Date



**NOTE :**  
 1. ALL DIMENSIONS ARE IN mm.  
 2. ALL ELEVATIONS ARE VIEWED FROM OUTSIDE.  
 3. ALL DIMENSIONS TO BE VERIFIED ON SITE BEFORE FABRICATION.

**LEGEND :**  
 (X1) --- DETAIL MARK NO.  
 (X001) --- REFER SHEET NO.

1. F.F.L --- FINISHED FLOOR LEVEL  
 2. S.F.L --- STRUCTURAL FLOOR LEVEL  
 3. (R) --- REVERSED DETAIL

A	16/9/2024	GENERAL REVISED	
NO.	DATE	REVISED	BY

CLIENT :  
**MILLION BASE PROPERTIES LIMITED**

ARCHITECT :  
**WONG TUNG & PARTNERS LIMITED**  
 ARCHITECTS & PLANNERS

STRUCTURAL ENGINEER :  
**SYW SYW & ASSOCIATES LTD.**  
 邵賢偉建築工程師

MAIN CONTRACTOR :  
**顯利工程有限公司**  
**HIEN LEE ENGINEERING CO., LTD.**

**美特鋁質有限公司**  
**MIDI ALUMINIUM FABRICATOR LTD.**  
 Units 6-8, Sunray Industrial Centre, 1/F  
 610 Cha Kwo Ling Road, Kowloon  
 Tel:23489211-4 Fax:(852)2727666

JOB NO. : J-861

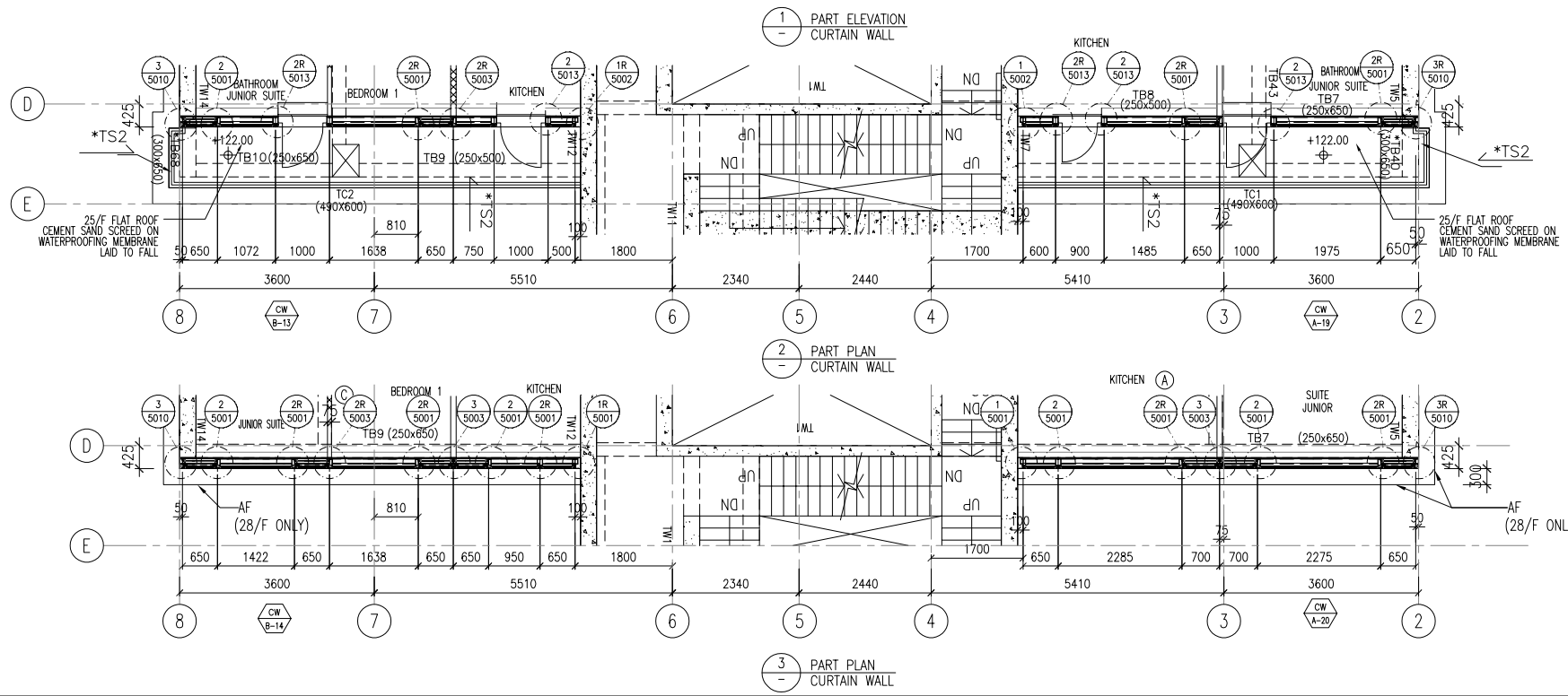
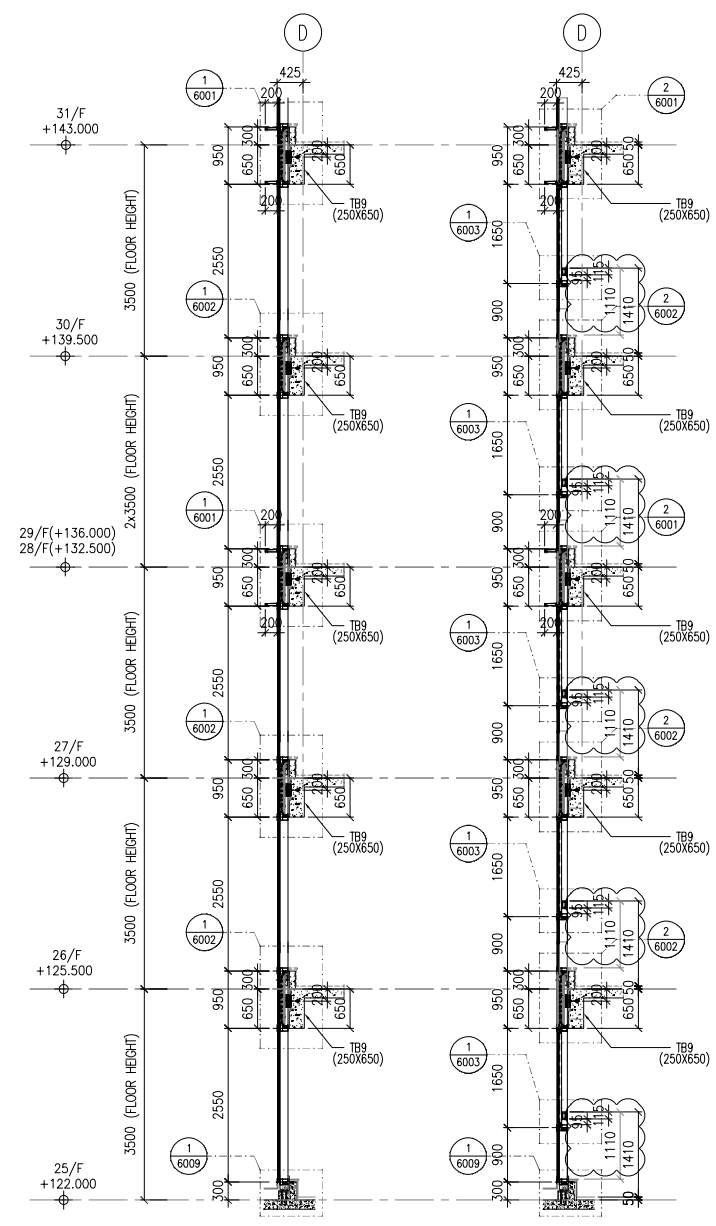
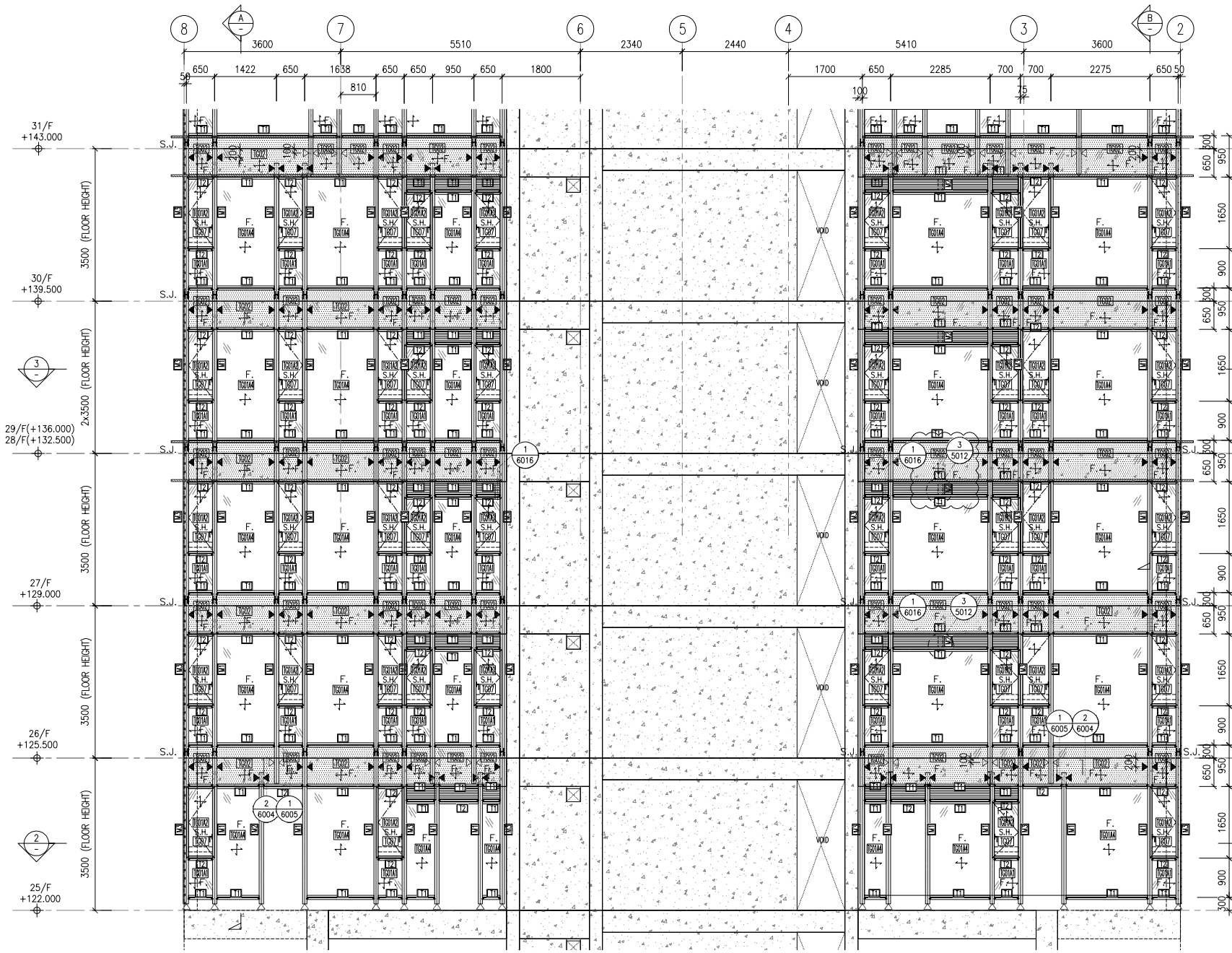
PROJECT :  
 PROPOSED RESIDENTIAL  
 DEVELOPMENT AT NOS. 3-6  
 GLENEALY, CENTRAL, HONG KONG

TITLE :  
 PART ELEVATION  
 FOR CURTAIN WALL

DATE : 06-Sep.-24	SCALE : 1:60(A1)
DRAWN BY : Asing	CHECKED BY :
DWG NO. : J861-SD-CW-3008	REV. : A

- LEGEND :**
- [TG01A1] 8mm HEAT STRENGTHENED GLASS + 12mm AIR SPACE + 10mm TEMPERED GLASS (IGU)
  - [TG01A2] 8mm HEAT STRENGTHENED GLASS + 12mm AIR SPACE + 8mm TEMPERED GLASS (IGU)
  - [TG01A3] 8mm HEAT STRENGTHENED GLASS WITH FRIT (FROSTED) AT SURFACE #2 + 12mm AIR SPACE + 10mm TEMPERED GLASS (IGU)
  - [TG01A4] 8mm HEAT STRENGTHENED GLASS + 12mm AIR SPACE + 12mm TEMPERED GLASS (IGU)
  - [TG02] 12mm HEAT STRENGTHENED GLASS
  - [TG07] 10mm CLEAR TEMPERED GLASS
  - [TM05] 3mm THK ALUM. CLADDING DARK GREY COLOUR CODE: KM3E97023C (\*ALL CURTAIN WALL MULLION & TRANSOM FRAME IN DARK GREY COLOUR)
- ◀ - SUPPORT POINT (WIND LOAD + DEAD LOAD)  
 ◁ - SUPPORT POINT (WIND LOAD)  
 S.J. - STACK JOINT REF TO J861-SD-CW-5016

<b>WONG TUNG &amp; PARTNERS LTD.</b>	
APPROVED	
APPROVED AS NOTED	
APPROVED AS NOTED & RESUBMIT	
RESUBMIT	
NO COMMENT	
REFER OTHER CONSULTANT'S COMMENTS	
Reviewed for compliance with the design intent. Comments made shall apply as all similar conditions a details, not just the one noted. The approval shall not be construed as relieving the contractor of compliance with the contract documents & requirements.	
Reviewed By	Date



NOTE:  
 1. ALL DIMENSIONS ARE IN mm.  
 2. ALL ELEVATIONS ARE VIEWED FROM OUTSIDE.  
 3. ALL DIMENSIONS TO BE VERIFIED ON SITE BEFORE FABRICATION.

LEGEND:  
 (X1) --- DETAIL MARK NO.  
 (X001) --- REFER SHEET NO.  
 1. F.F.L --- FINISHED FLOOR LEVEL  
 2. S.F.L --- STRUCTURAL FLOOR LEVEL  
 3. (R) --- REVERSED DETAIL

A	16/9/2024	GENERAL REVISED	
NO.	DATE	REVISED	BY

CLIENT:  
**MILLION BASE PROPERTIES LIMITED**

ARCHITECT:  
**WONG TUNG & PARTNERS LIMITED**  
 ARCHITECTS & PLANNERS

STRUCTURAL ENGINEER:  
**SYW SYW & ASSOCIATES LTD.**  
 邵賢偉建築工程師

MAIN CONTRACTOR:  
**顯利工程有限公司**  
**HIEN LEE ENGINEERING CO., LTD.**

**美特鋁質有限公司**  
**MIDI ALUMINIUM FABRICATOR LTD.**  
 Units 6-8, Sunray Industrial Centre, 1/F  
 610 Cha Kwo Ling Road, Kowloon  
 Tel:23489211-4 Fax:(852)2727666

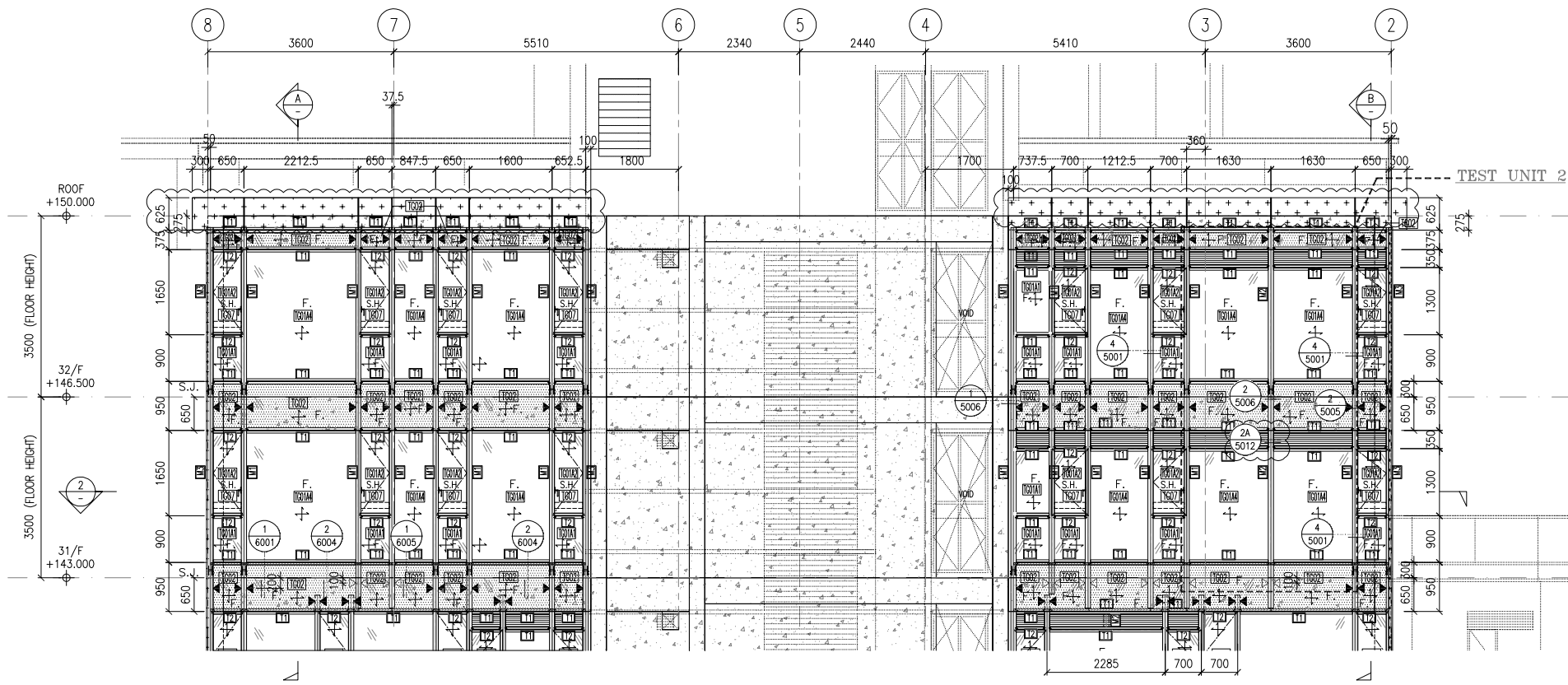
JOB NO.: J-861  
 PROJECT:  
 PROPOSED RESIDENTIAL  
 DEVELOPMENT AT NOS. 3-6  
 GLENEALY, CENTRAL, HONG KONG

TITLE:  
 PART ELEVATION  
 FOR CURTAIN WALL

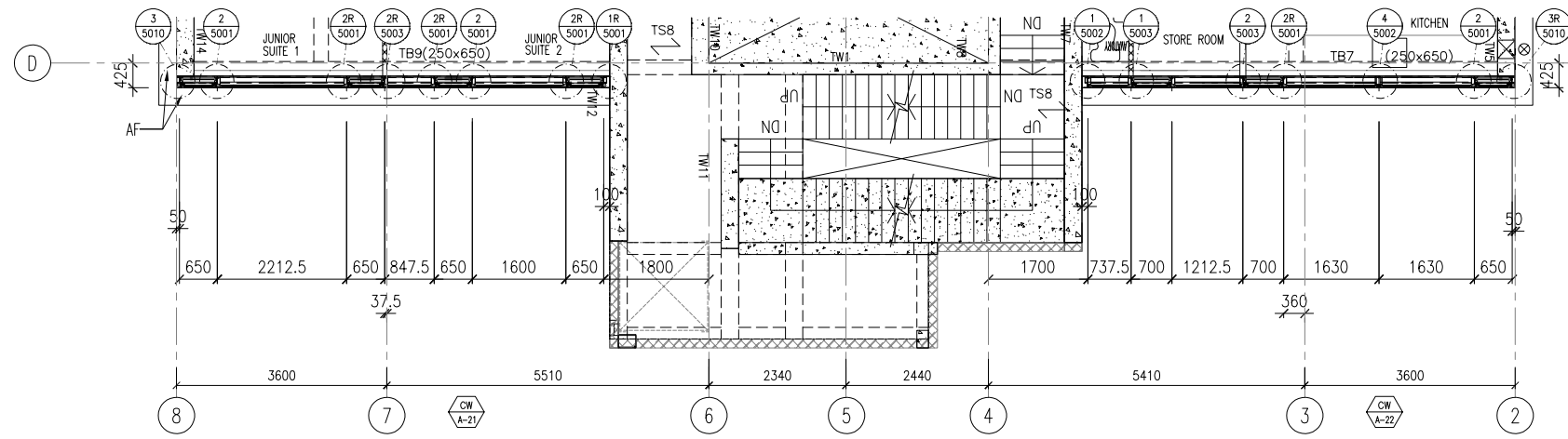
DATE: 06-Sep-24 SCALE: 1:60(A1)  
 DRAWN BY: Asing CHECKED BY:  
 DWG NO.: J861-SD-CW-3009 REV.: A

LEGEND:  
 [TG01A1] 8mm HEAT STRENGTHENED GLASS + 12mm AIR SPACE + 10mm TEMPERED GLASS (IGU)  
 [TG01A2] 8mm HEAT STRENGTHENED GLASS + 12mm AIR SPACE + 8mm TEMPERED GLASS (IGU)  
 [TG01A3] 8mm HEAT STRENGTHENED GLASS WITH FRIT (FROSTED) AT SURFACE #2 + 12mm AIR SPACE + 10mm TEMPERED GLASS (IGU)  
 [TG01A4] 8mm HEAT STRENGTHENED GLASS + 12mm AIR SPACE + 12mm TEMPERED GLASS (IGU)  
 [TG02] 12mm HEAT STRENGTHENED GLASS W/2mm THK. ALUM. BACK PANEL  
 [TG07] 10mm CLEAR TEMPERED GLASS  
 [TM05] 3mm THK ALUM. CLADDING DARK GREY COLOUR CODE: KM3E97023C (\*ALL CURTAIN WALL MULLION & TRANSOM FRAME IN DARK GREY COLOUR)  
 ◀ - SUPPORT POINT (WIND LOAD + DEAD LOAD)  
 < - SUPPORT POINT (WIND LOAD)  
 S.J. - STACK JOINT REF TO J861-SD-CW-5016

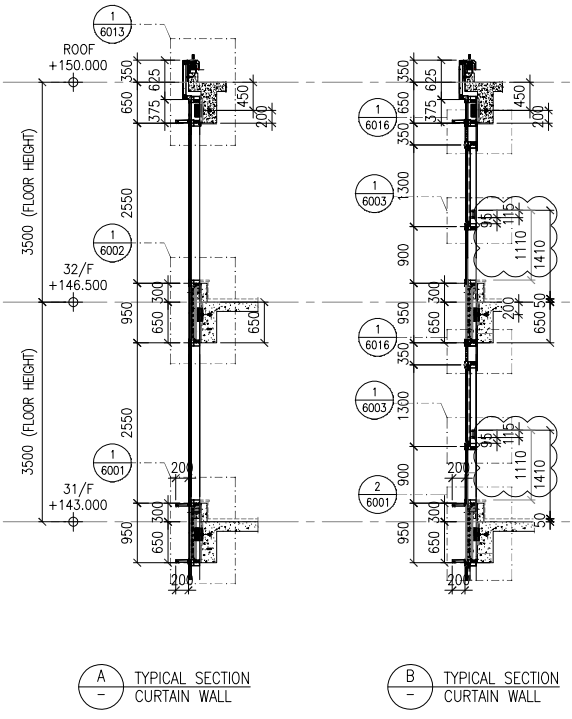
**WONG TUNG & PARTNERS LTD.**  
 APPROVED  
 APPROVED AS NOTED  
 APPROVED AS NOTED & RESUBMIT  
 RESUBMIT  
 NO COMMENT  
 REFER OTHER CONSULTANT'S COMMENTS  
 Reviewed By: \_\_\_\_\_ Date: \_\_\_\_\_



1 PART ELEVATION CURTAIN WALL



2 PART PLAN CURTAIN WALL



A TYPICAL SECTION CURTAIN WALL

B TYPICAL SECTION CURTAIN WALL

- LEGEND :**
- TG01A1 8mm HEAT STRENGTHENED GLASS + 12mm AIR SPACE + 10mm TEMPERED GLASS (IGU)
  - TG01A2 8mm HEAT STRENGTHENED GLASS + 12mm AIR SPACE + 8mm TEMPERED GLASS (IGU)
  - TG01A3 8mm HEAT STRENGTHENED GLASS WITH FRIT (FROSTED) AT SURFACE #2 + 12mm AIR SPACE + 10mm TEMPERED GLASS (IGU)
  - TG01A4 8mm HEAT STRENGTHENED GLASS + 12mm AIR SPACE + 12mm TEMPERED GLASS (IGU)
  - TG02 12mm HEAT STRENGTHENED GLASS W/2mm THK. ALUM. BACK PANEL
  - TG07 10mm CLEAR TEMPERED GLASS
  - TW05 3mm THK ALUM. CLADDING DARK GREY COLOUR CODE: KM3E97023C (\*ALL CURTAIN WALL MULLION & TRANSOM FRAME IN DARK GREY COLOUR)
  - ◀ - SUPPORT POINT (WIND LOAD + DEAD LOAD)
  - ◁ - SUPPORT POINT (WIND LOAD)
  - S.J. -STACK JOINT REF TO J861-SD-CW-5016

- NOTE :**
1. ALL DIMENSIONS ARE IN mm.
  2. ALL ELEVATIONS ARE VIEWED FROM OUTSIDE.
  3. ALL DIMENSIONS TO BE VERIFIED ON SITE BEFORE FABRICATION.

- LEGEND :**
- X1 - DETAIL MARK NO.
  - X001 - REFER SHEET NO.

1. F.F.L. --- FINISHED FLOOR LEVEL
2. S.F.L. --- STRUCTURAL FLOOR LEVEL
3. (R) --- REVERSED DETAIL

No.	16/9/2024	GENERAL REVISED	BY
DATE		REVISED	

CLIENT :  
**MILLION BASE PROPERTIES LIMITED**

ARCHITECT :  
**WONG TUNG & PARTNERS LIMITED**  
ARCHITECTS & PLANNERS

STRUCTURAL ENGINEER :  
**SYW SYW & ASSOCIATES LTD.**  
REGISTERED ENGINEERS & AUTHORIZED PERSONS  
邵賢偉建築工程師

MAIN CONTRACTOR :  
**顯利工程有限公司**  
**HIEN LEE ENGINEERING CO., LTD.**

**美特鋁質有限公司**  
**MIDI ALUMINIUM FABRICATOR LTD.**  
Units 6-8, Sunray Industrial Centre, 1/F  
610 Cha Kwo Ling Road, Kowloon  
Tel:23489211-4 Fax:(852)27727666

JOB NO. : J-861

PROJECT :  
PROPOSED RESIDENTIAL DEVELOPMENT AT NOS. 3-6 GLENEALY, CENTRAL, HONG KONG

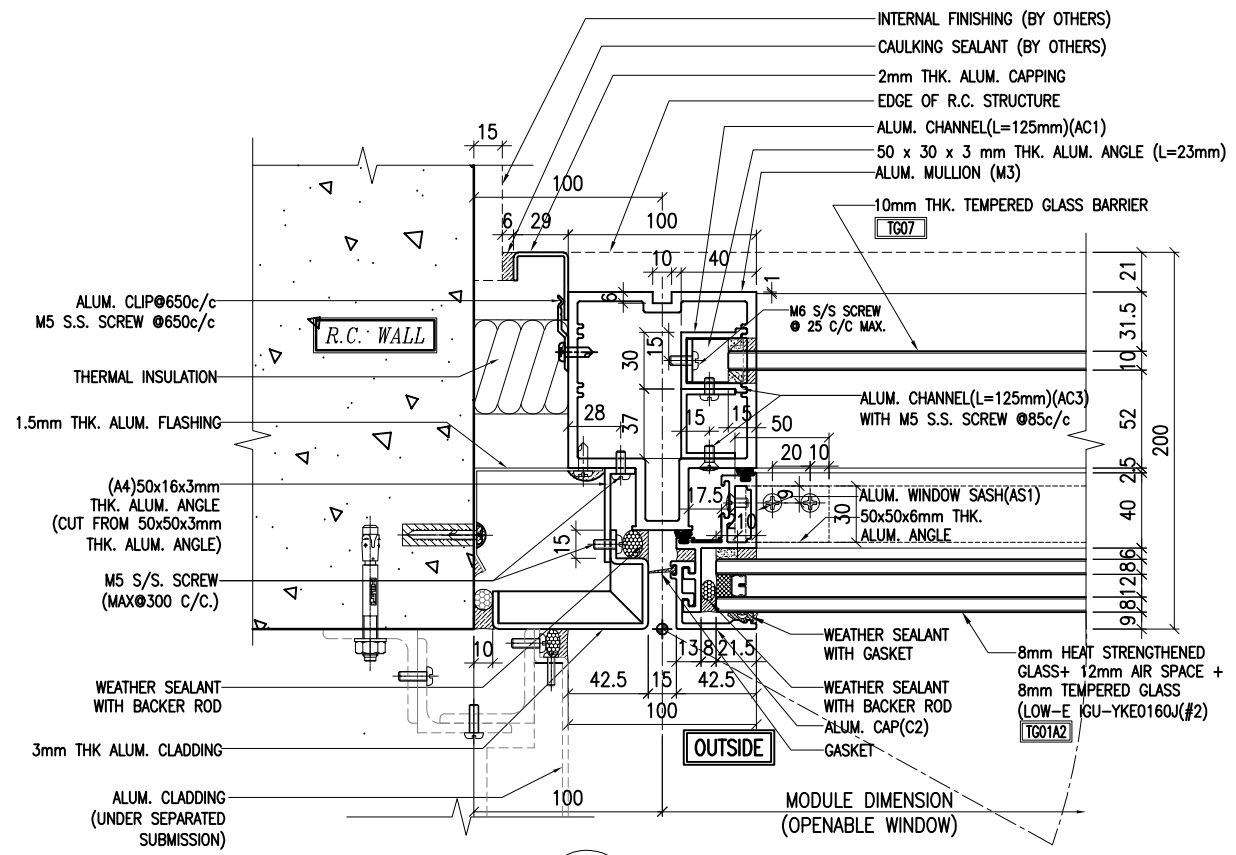
TITLE :  
PART ELEVATION FOR CURTAIN WALL

DATE : 06-Sep.-24 SCALE : 1:60(A1)

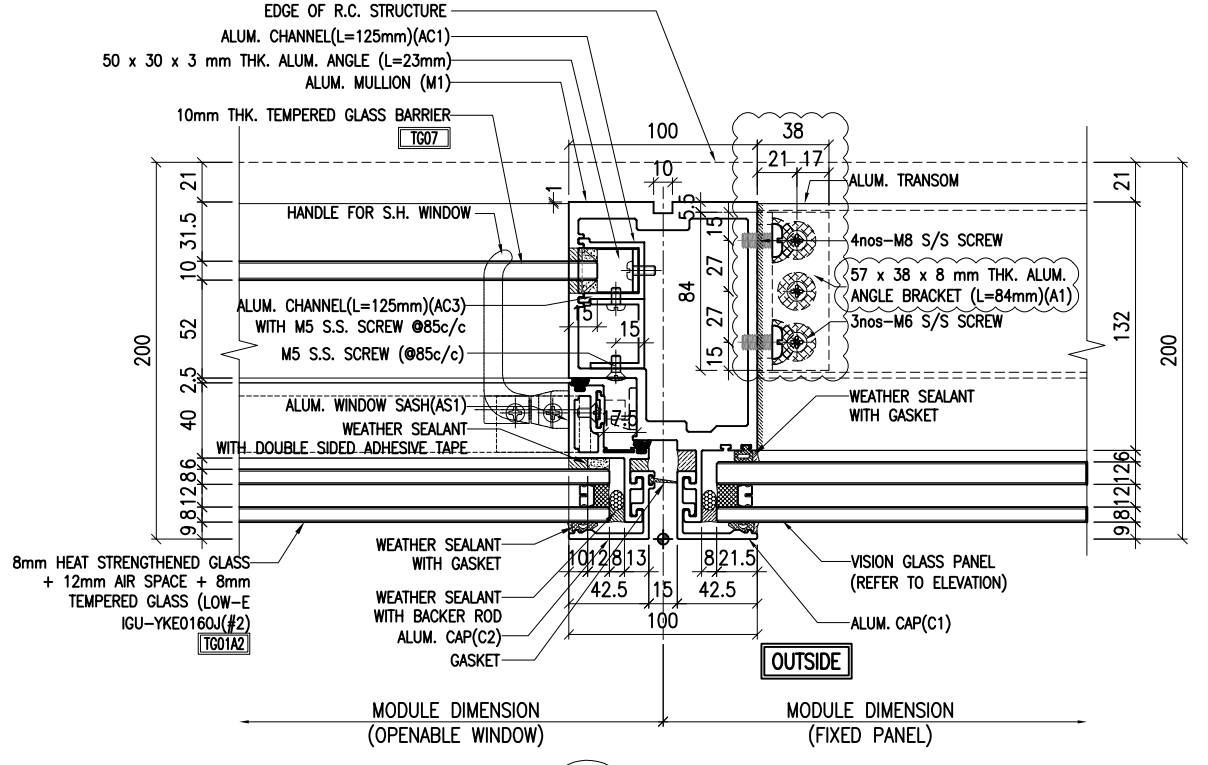
DRAWN BY : Asing CHECKED BY :

DWG NO. : J861-SD-CW-3010 REV. : A

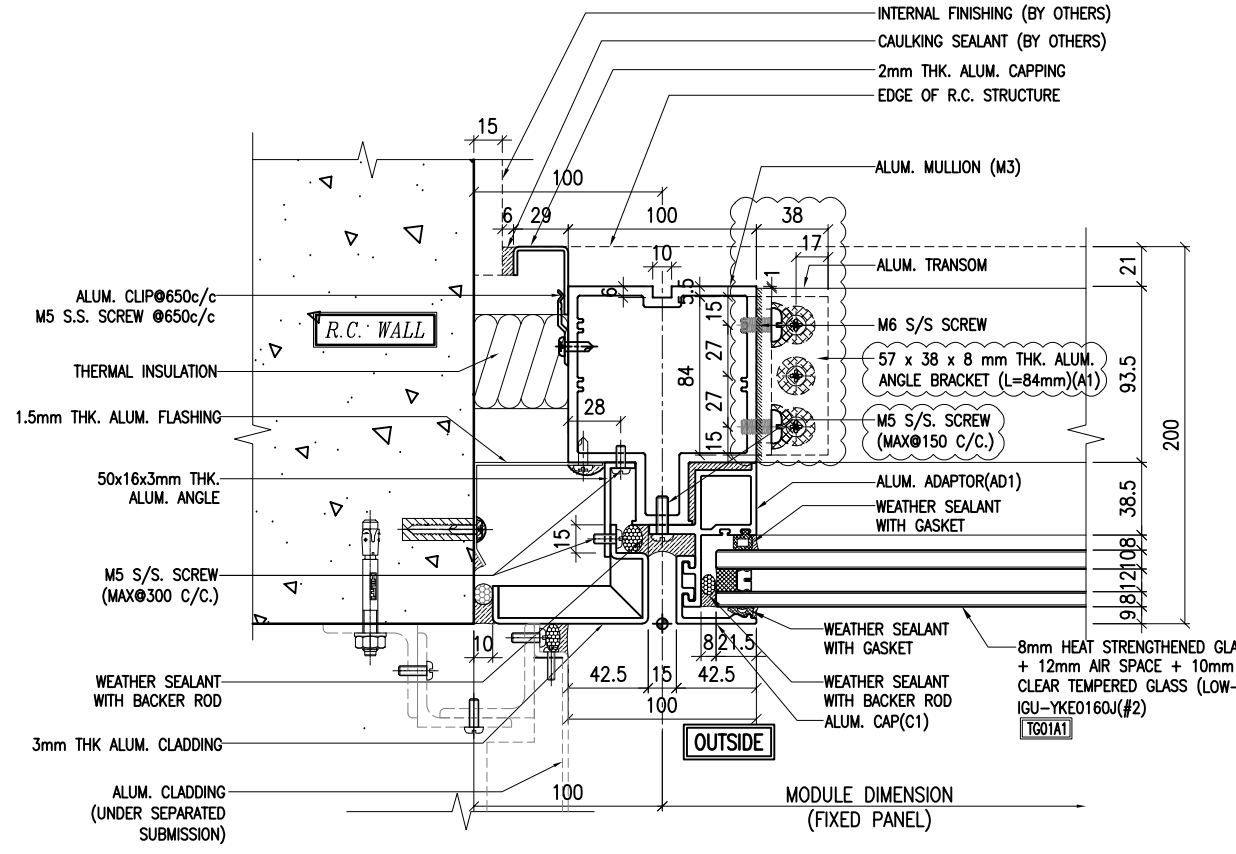
<b>WONG TUNG &amp; PARTNERS LTD.</b>	
APPROVED	
APPROVED AS NOTED	
APPROVED AS NOTED & RESUBMIT	
RESUBMIT	
NO COMMENT	
REFER OTHER CONSULTANT'S COMMENTS	
Revised or compliance with the design intent. Comments made shall apply as all similar conditions a detail, not just the one noted.	
The approval shall not be construed as relieving the contractor of compliance with the contract documents & requirements.	
Reviewed By	Date



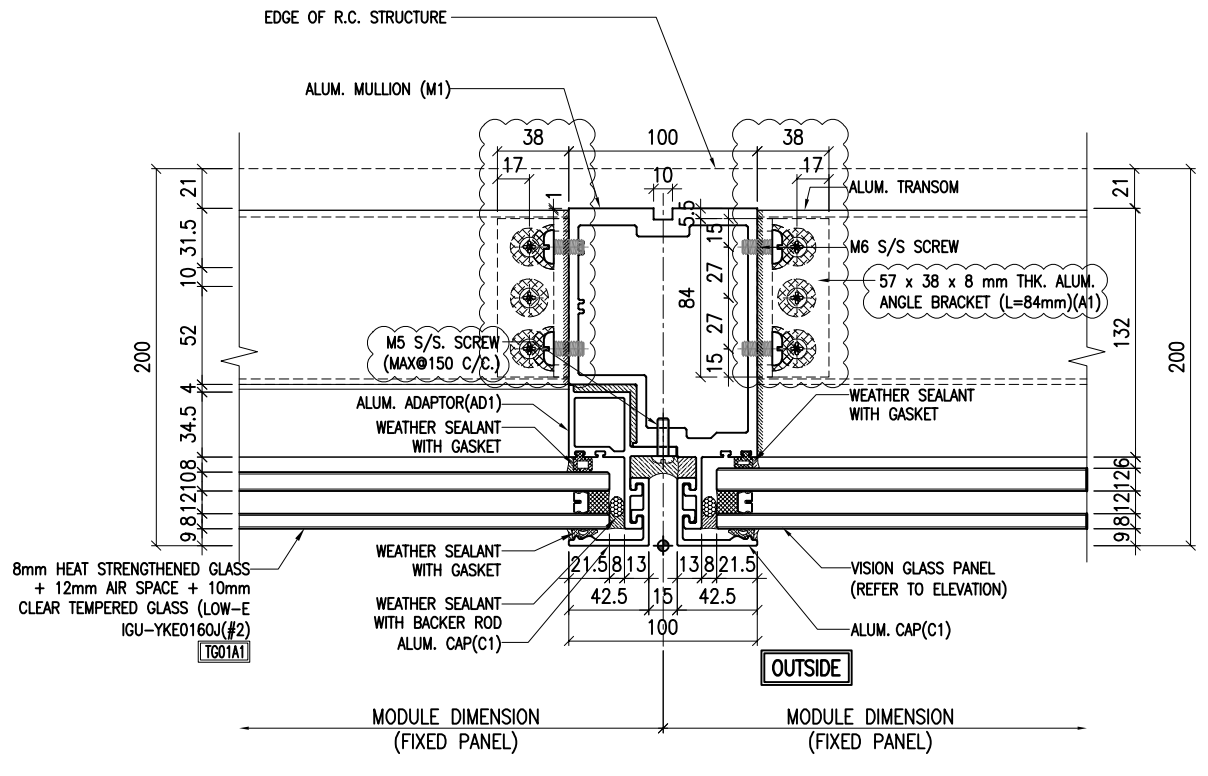
1 TYPICAL MULLION DETAIL  
5001 CURTAIN WALL



2 TYPICAL MULLION DETAIL  
5001 CURTAIN WALL



3 TYPICAL MULLION DETAIL  
5001 CURTAIN WALL



4 TYPICAL MULLION DETAIL  
5001 CURTAIN WALL

**NOTE:**  
 1. ALL DIMENSIONS ARE IN mm.  
 2. ALL ELEVATIONS ARE VIEWED FROM OUTSIDE.  
 3. ALL DIMENSIONS TO BE VERIFIED ON SITE BEFORE FABRICATION.

**LEGEND:**  
 (X1) --- DETAIL MARK NO.  
 (X001) --- REFER SHEET NO.

1. F.F.L --- FINISHED FLOOR LEVEL  
 2. S.F.L --- STRUCTURAL FLOOR LEVEL  
 3. (R) --- REVERSED DETAIL

A	20/9/2024	GENERAL REVISED
NO.	DATE	REVISED BY

CLIENT :  
**MILLION BASE PROPERTIES LIMITED**

ARCHITECT :  
**WONG TUNG & PARTNERS LIMITED**  
 ARCHITECTS & PLANNERS

STRUCTURAL ENGINEER :  
**SYW SYW & ASSOCIATES LTD.**  
REGISTERED ENGINEERS & AUTHORIZED PERSONS  
 邵賢偉建築工程師

MAIN CONTRACTOR :  
**顯利工程有限公司**  
**HIEN LEE ENGINEERING CO., LTD.**

**美特鋁質有限公司**  
**MIDI ALUMINIUM FABRICATOR LTD.**  
 Units 6-8, Sunray Industrial Centre, 1/F  
 610 Cha Kwo Ling Road, Kowloon  
 Tel:23489211-4 Fax:(852)2727666

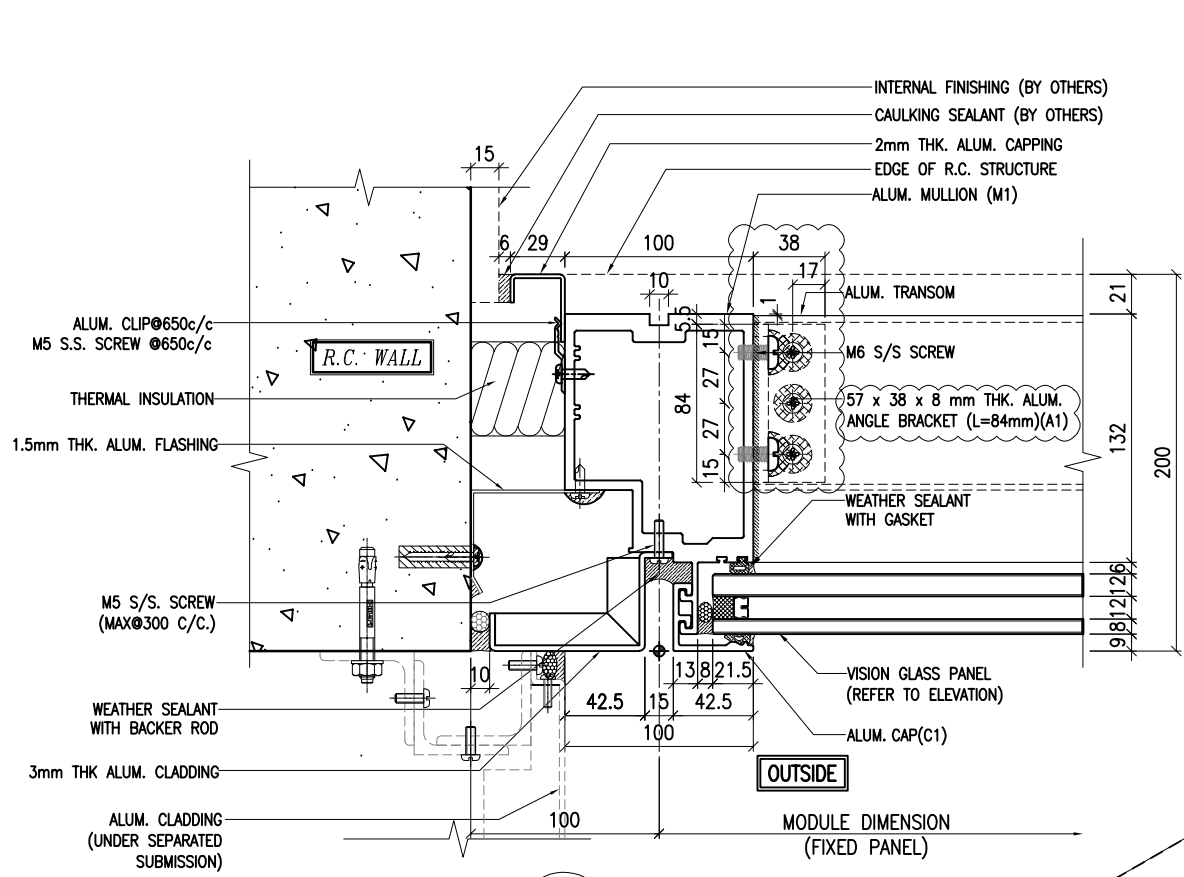
JOB NO. : J-861

PROJECT :  
 PROPOSED RESIDENTIAL  
 DEVELOPMENT AT NOS. 3-6  
 GLENEALY, CENTRAL, HONG KONG

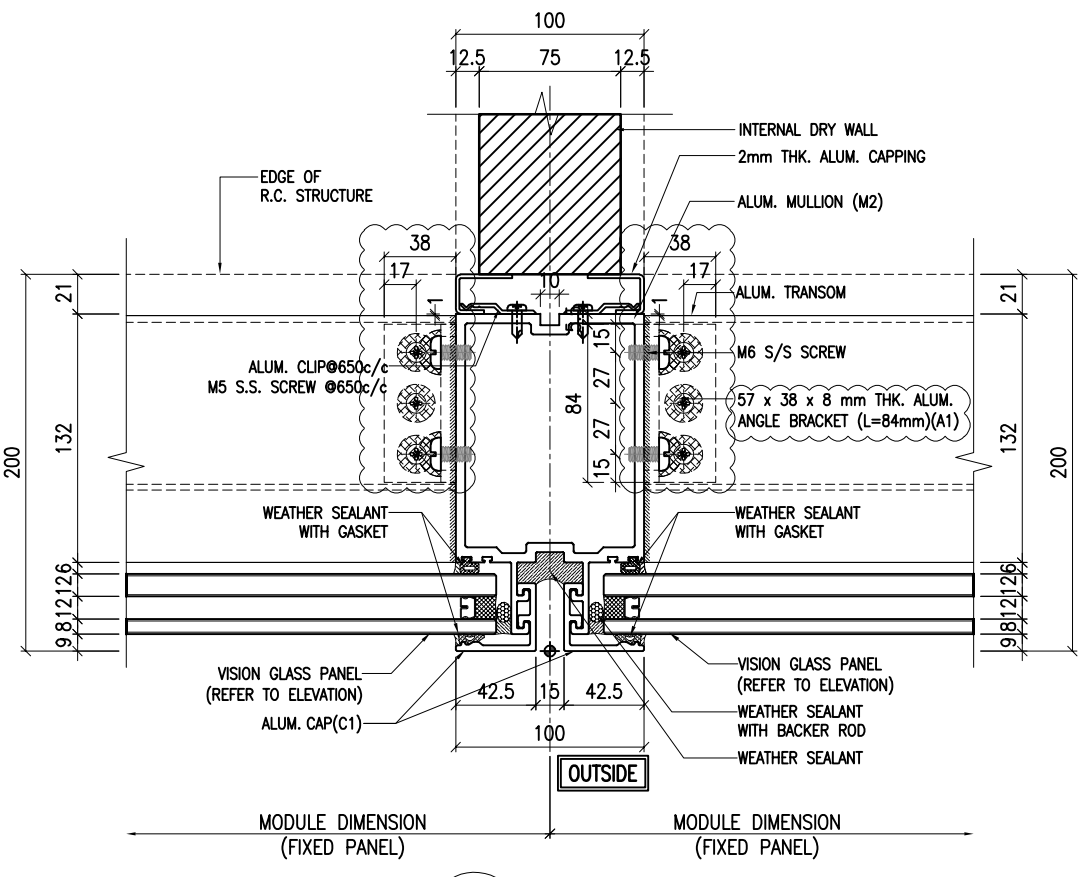
TITLE :  
 TYPICAL MULLION DETAIL  
 FOR CURTAIN WALL

DATE : 18-Jun.-24 SCALE : 1:2 (A1)  
 DRAWN BY : Asing CHECKED BY :  
 DWG NO. : J861-SD-CW-5001 REV. : A

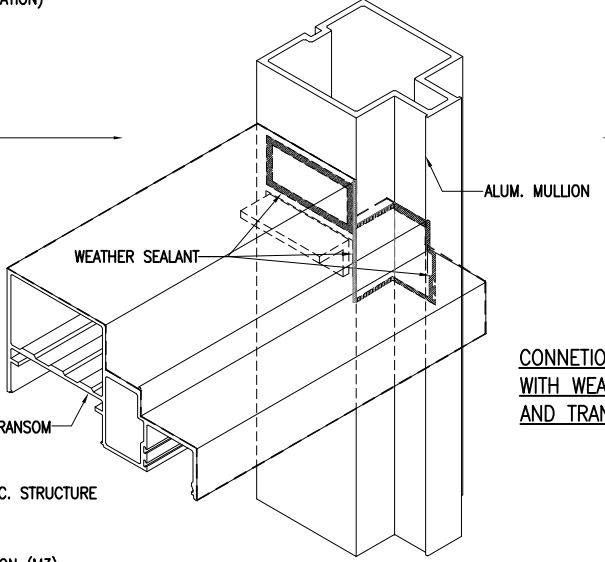
WONG TUNG & PARTNERS LTD.	
APPROVED	
APPROVED AS NOTED	
APPROVED AS NOTED & RESUBMIT	
RESUBMIT	
NO COMMENT	
REFER OTHER CONSULTANT'S COMMENTS	
Reviewed for compliance with the design intent. Comments made shall apply as all similar conditions a detail, not an the exception.	
The approval shall not be construed as relieving the contractor of compliance with the contract documents & requirements.	
Reviewed By	Date



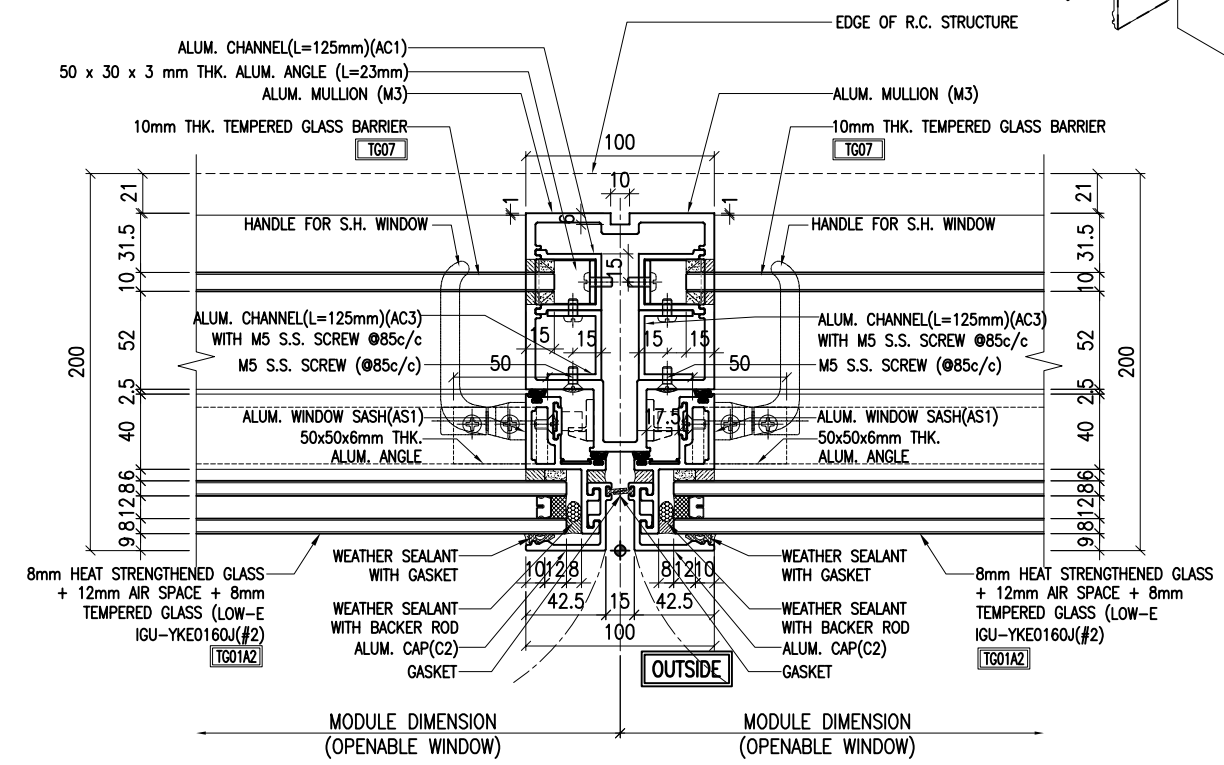
1 TYPICAL MULLION DETAIL  
5002 CURTAIN WALL



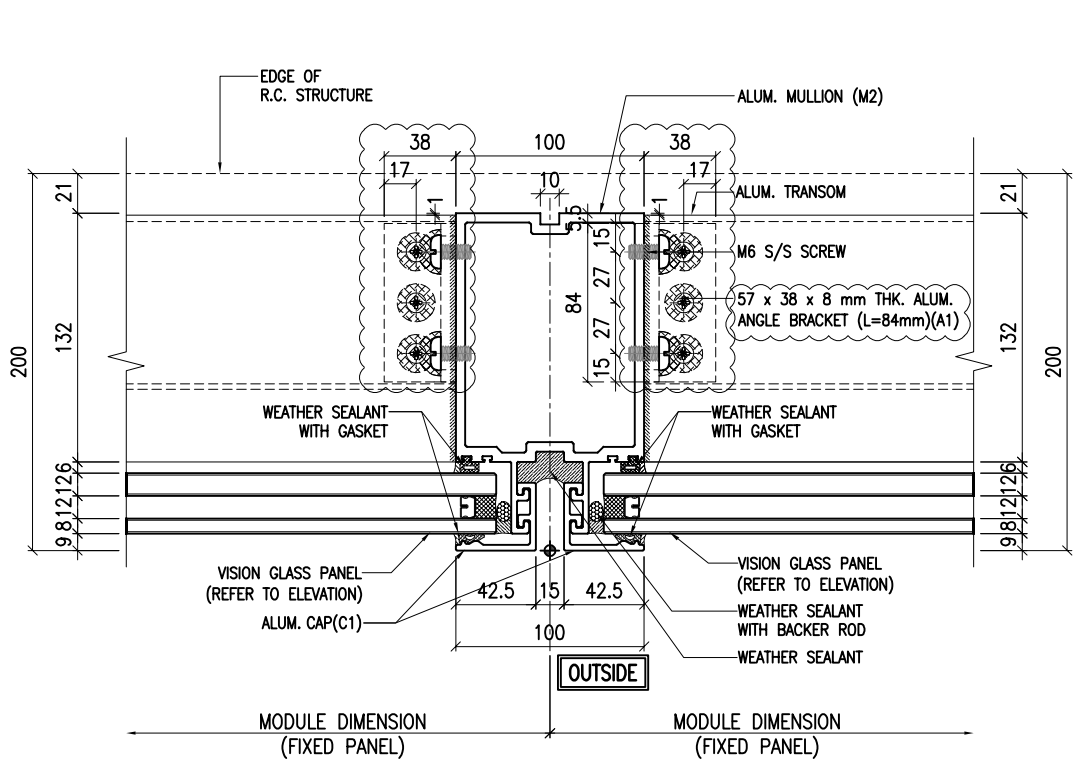
2 TYPICAL MULLION DETAIL  
5002 CURTAIN WALL



CONNECTION BETWEEN MULLION AND TRANSOM  
WITH WEATHER SEALANT.(APPLY ON ALL MULLION  
AND TRANSOM CONNECTION)



3 TYPICAL MULLION DETAIL  
5002 CURTAIN WALL



4 TYPICAL MULLION DETAIL  
5002 CURTAIN WALL

**NOTE:**  
 1. ALL DIMENSIONS ARE IN mm.  
 2. ALL ELEVATIONS ARE VIEWED FROM OUTSIDE.  
 3. ALL DIMENSIONS TO BE VERIFIED ON SITE BEFORE FABRICATION.

**LEGEND:**  
 (X1) --- DETAIL MARK NO.  
 (X001) --- REFER SHEET NO.

1. F.F.L --- FINISHED FLOOR LEVEL  
 2. S.F.L --- STRUCTURAL FLOOR LEVEL  
 3. (R) --- REVERSED DETAIL

A	20/9/2024	GENERAL REVISED	
NO.	DATE	REVISED	BY

CLIENT :  
**MILLION BASE PROPERTIES LIMITED**

ARCHITECT :  
**WONG TUNG & PARTNERS LIMITED**  
 ARCHITECTS & PLANNERS

STRUCTURAL ENGINEER :  
**SYW SYW & ASSOCIATES LTD.**  
 邵賢偉建築工程師

MAIN CONTRACTOR :  
**顯利工程有限公司**  
**HIEN LEE ENGINEERING CO., LTD.**

**美特鋁質有限公司**  
**MIDI ALUMINIUM FABRICATOR LTD.**  
 Units 6-8, Sunray Industrial Centre, 1/F  
 610 Cha Kwo Ling Road, Kowloon  
 Tel:23489211-4 Fax:(852)2727666

JOB NO. : J-861

PROJECT :  
 PROPOSED RESIDENTIAL  
 DEVELOPMENT AT NOS. 3-6  
 GLENEALY, CENTRAL, HONG KONG

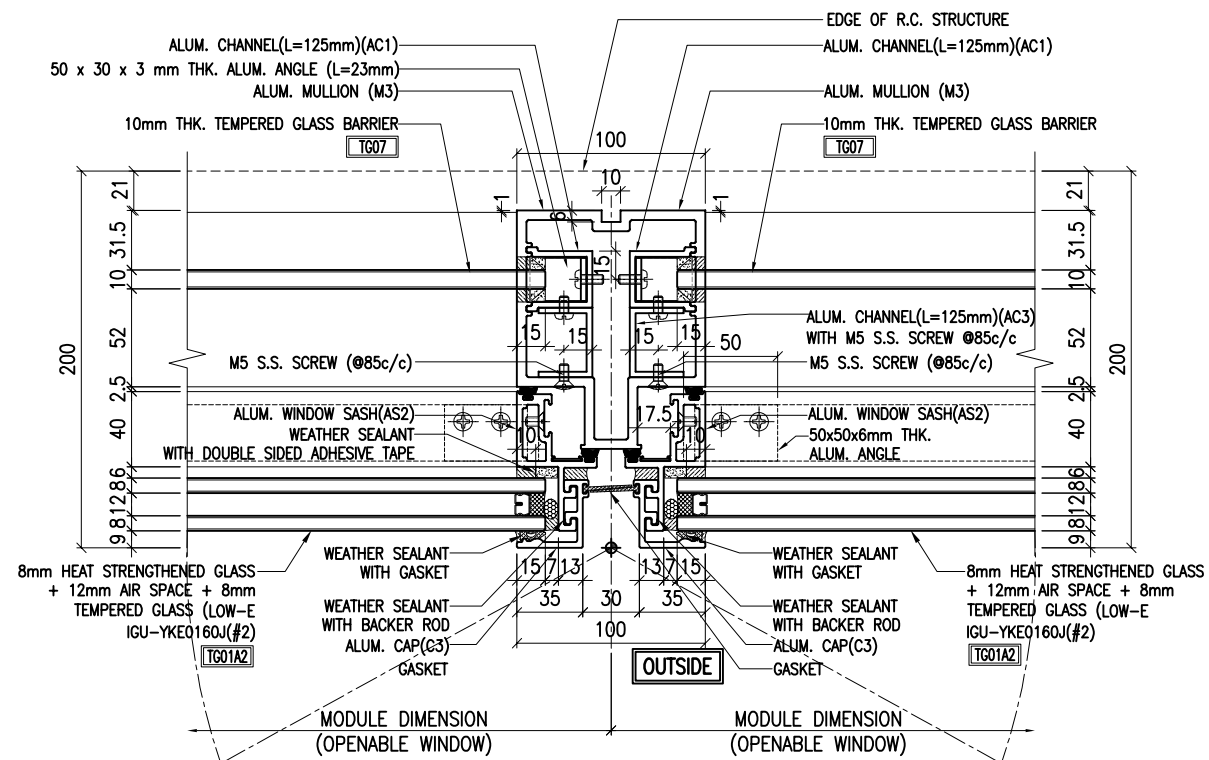
TITLE :  
 TYPICAL MULLION DETAIL  
 FOR CURTAIN WALL

DATE : 18-Jun.-24 SCALE : 1:2 (A1)

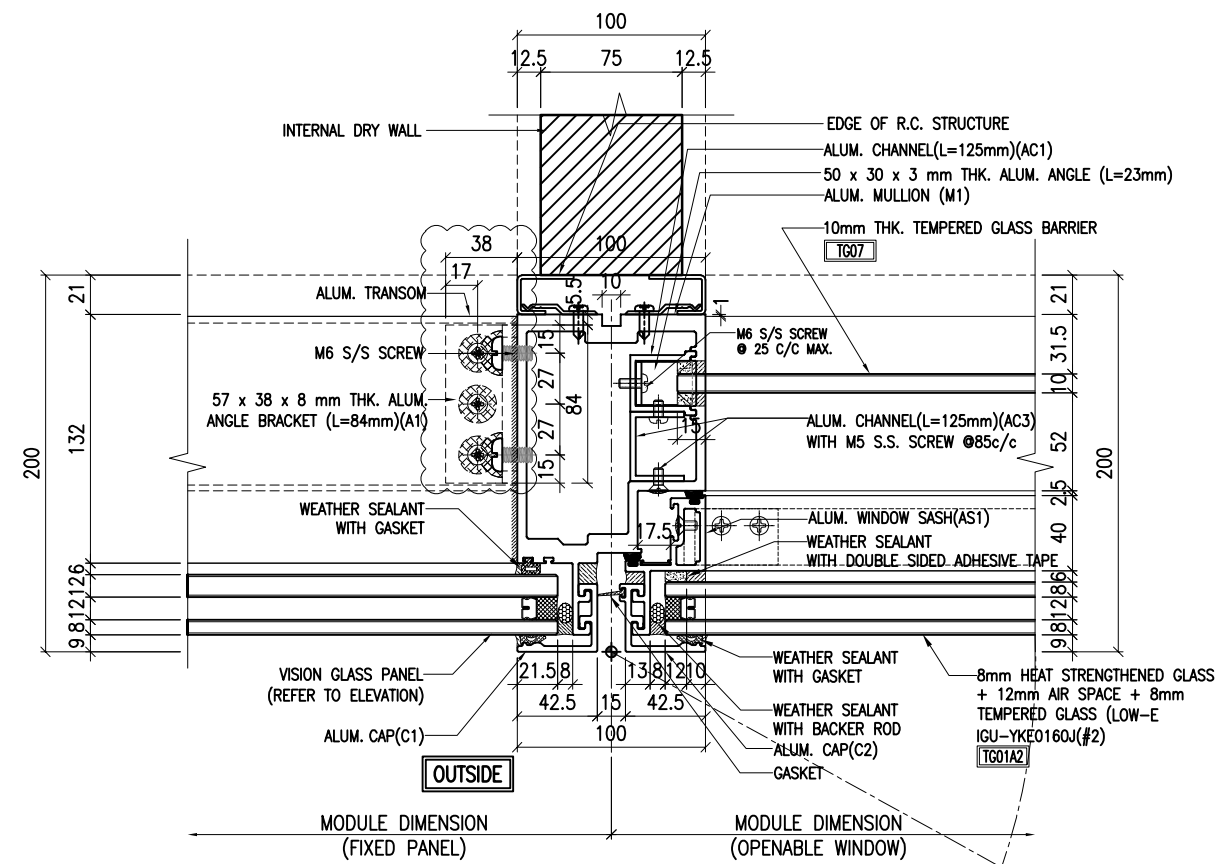
DRAWN BY : Asing CHECKED BY :

DWG NO. : J861-SD-CW-5002 REV. : A

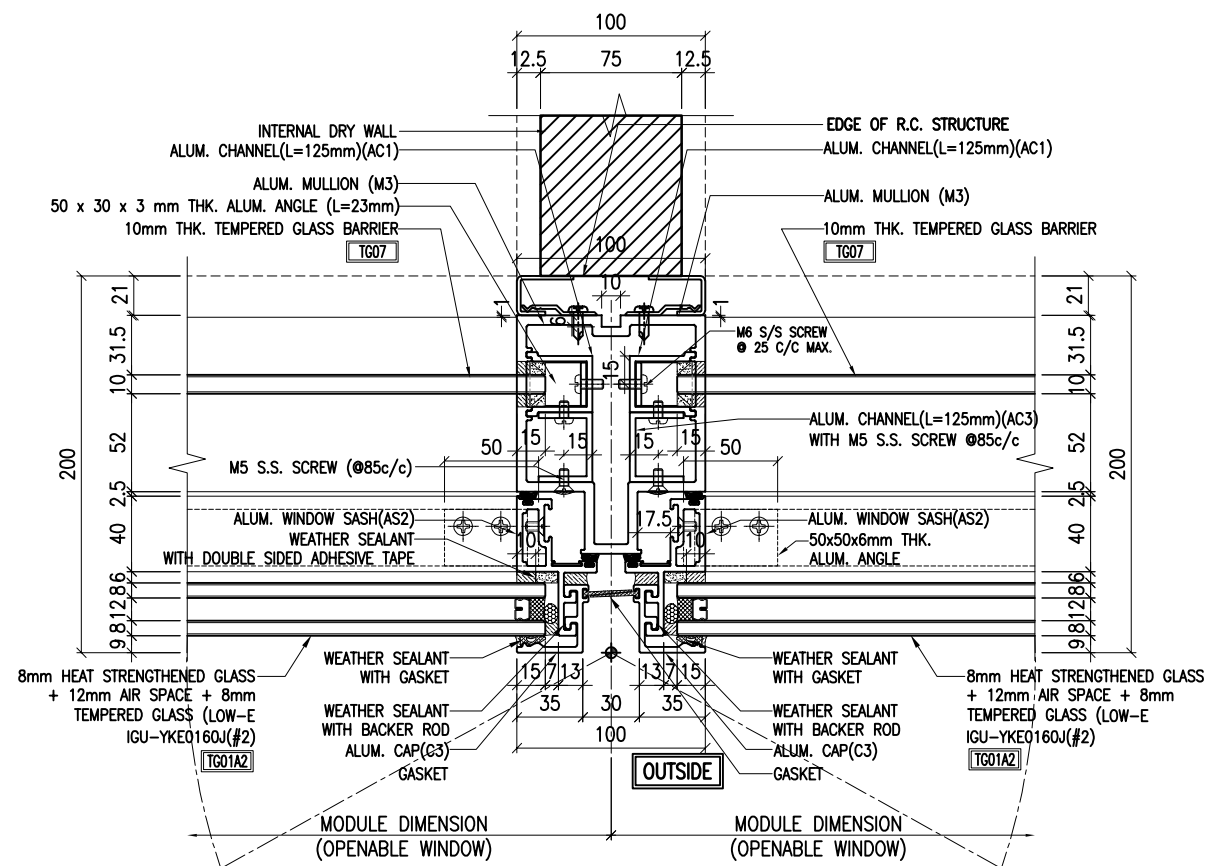
WONG TUNG & PARTNERS LTD.	
APPROVED	
APPROVED AS NOTED	
APPROVED AS NOTED & RESUBMIT	
RESUBMIT	
NO COMMENT	
REFER OTHER CONSULTANT'S COMMENTS	
Reviewed for compliance with the design intent. Comments made shall apply to all similar conditions & details, not just the one noted. This approval shall not be construed as relieving the contractor of compliance with the contract documents & requirements.	
Reviewed By	Date



1 TYPICAL MULLION DETAIL  
5003 CURTAIN WALL



2 TYPICAL MULLION DETAIL  
5003 CURTAIN WALL



3 TYPICAL MULLION DETAIL  
5003 CURTAIN WALL

NOTE:  
1. ALL DIMENSIONS ARE IN mm.  
2. ALL ELEVATIONS ARE VIEWED FROM OUTSIDE.  
3. ALL DIMENSIONS TO BE VERIFIED ON SITE BEFORE FABRICATION.

LEGEND:  
X1 - DETAIL MARK NO.  
X001 - REFER SHEET NO.  
1. F.F.L. --- FINISHED FLOOR LEVEL  
2. S.F.L. --- STRUCTURAL FLOOR LEVEL  
3. (R) --- REVERSED DETAIL

A	20/9/2024	GENERAL REVISED	
NO.	DATE	REVISED	BY

CLIENT :  
**MILLION BASE PROPERTIES LIMITED**

ARCHITECT :  
**WONG TUNG & PARTNERS LIMITED**  
ARCHITECTS & PLANNERS

STRUCTURAL ENGINEER :  
**SYW SYW & ASSOCIATES LTD.**  
REGISTERED ENGINEERS & AUTHORIZED PERSONS  
邵賢偉建築工程師

MAIN CONTRACTOR :  
**顯利工程有限公司**  
HIEN LEE ENGINEERING CO., LTD.

**美特鋁質有限公司**  
MIDI ALUMINIUM FABRICATOR LTD.  
Units 6-8, Sunray Industrial Centre, 1/F  
610 Cha Kwo Ling Road, Kowloon  
Tel:23489211-4 Fax:(852)2727666

JOB NO. : J-861

PROJECT :  
PROPOSED RESIDENTIAL DEVELOPMENT AT NOS. 3-6 GLENEALY, CENTRAL, HONG KONG

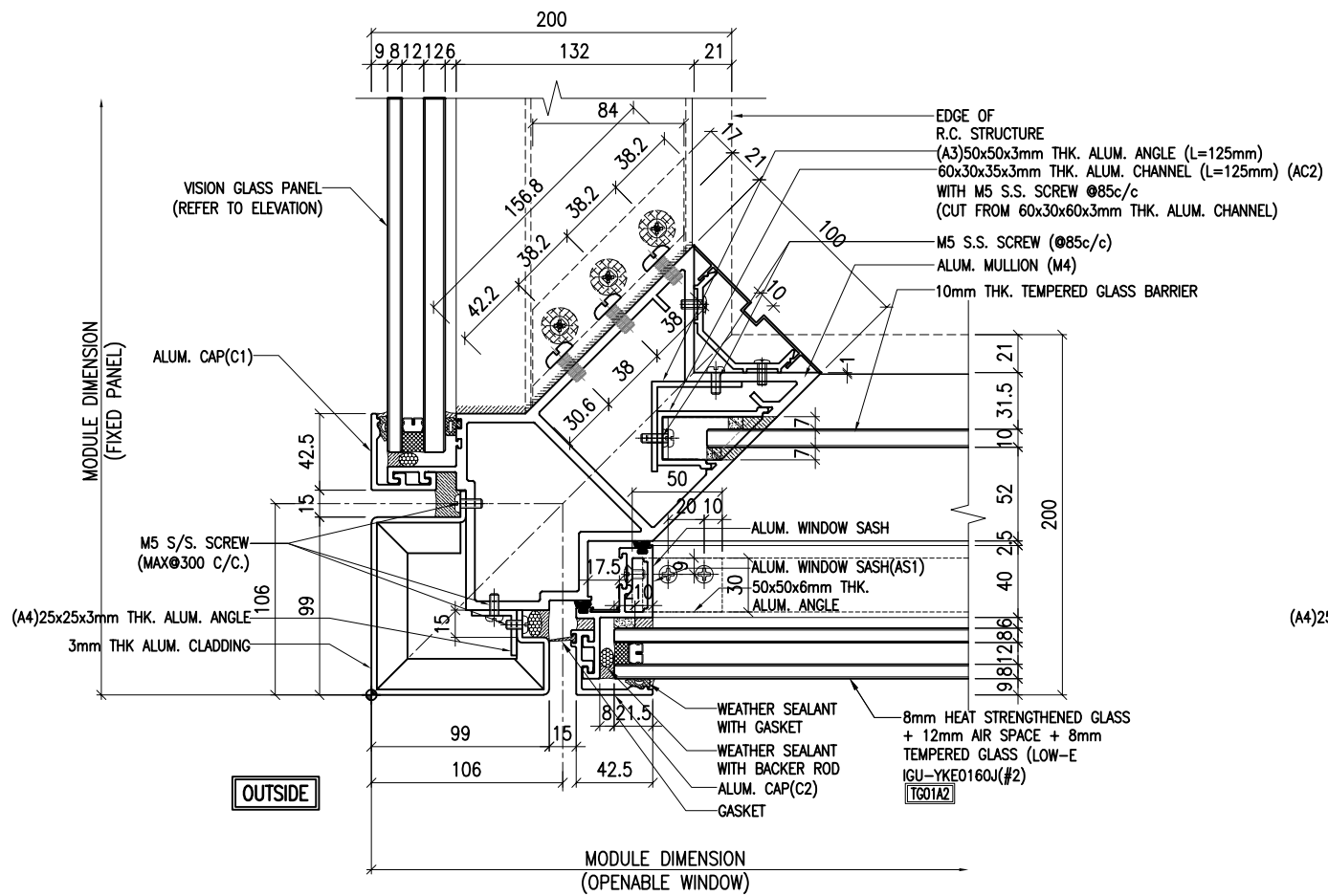
TITLE :  
TYPICAL MULLION DETAIL FOR CURTAIN WALL

DATE : 18-Jun.-24 SCALE : 1:2 (A1)

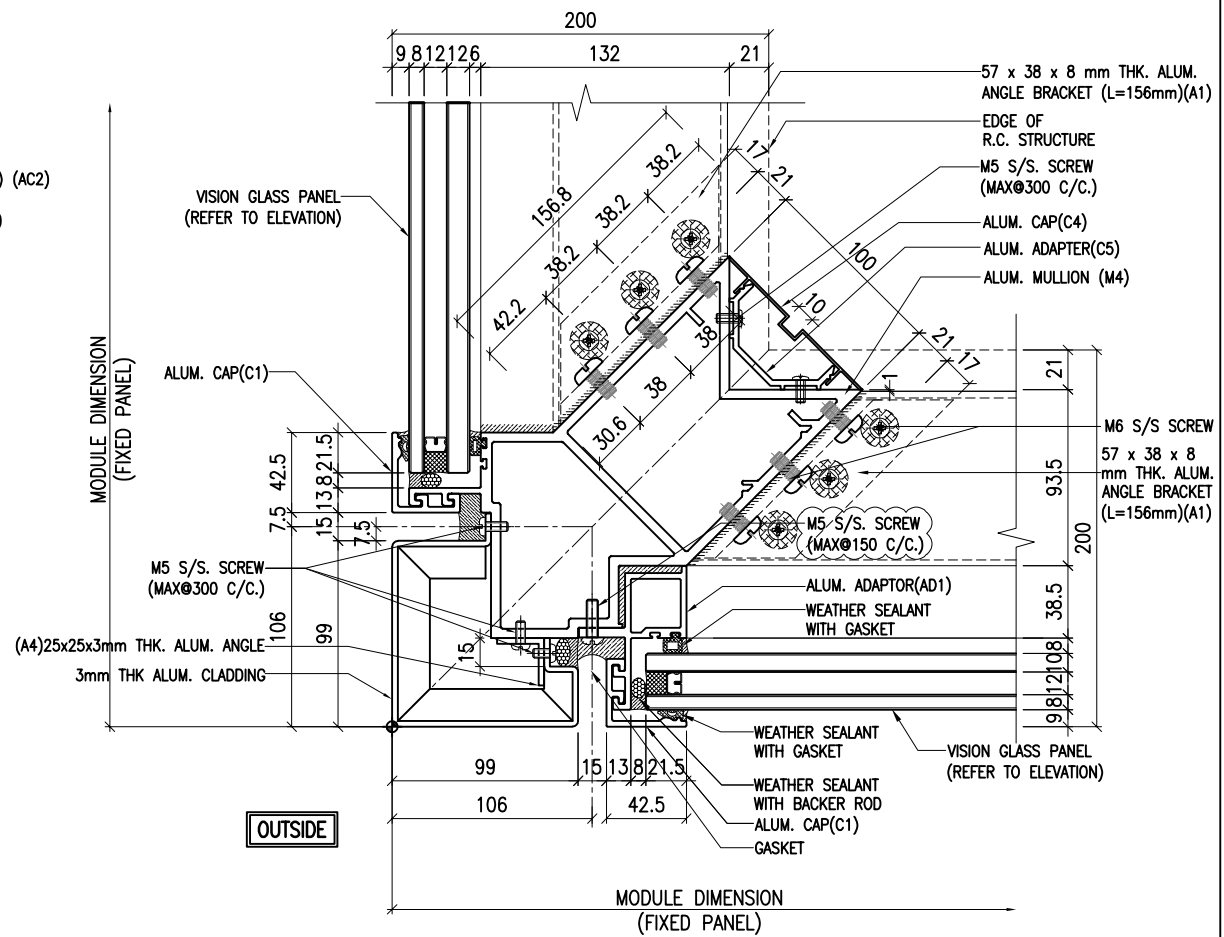
DRAWN BY : Asing CHECKED BY :

DWG NO. : J861-SD-CW-5003 REV. : A

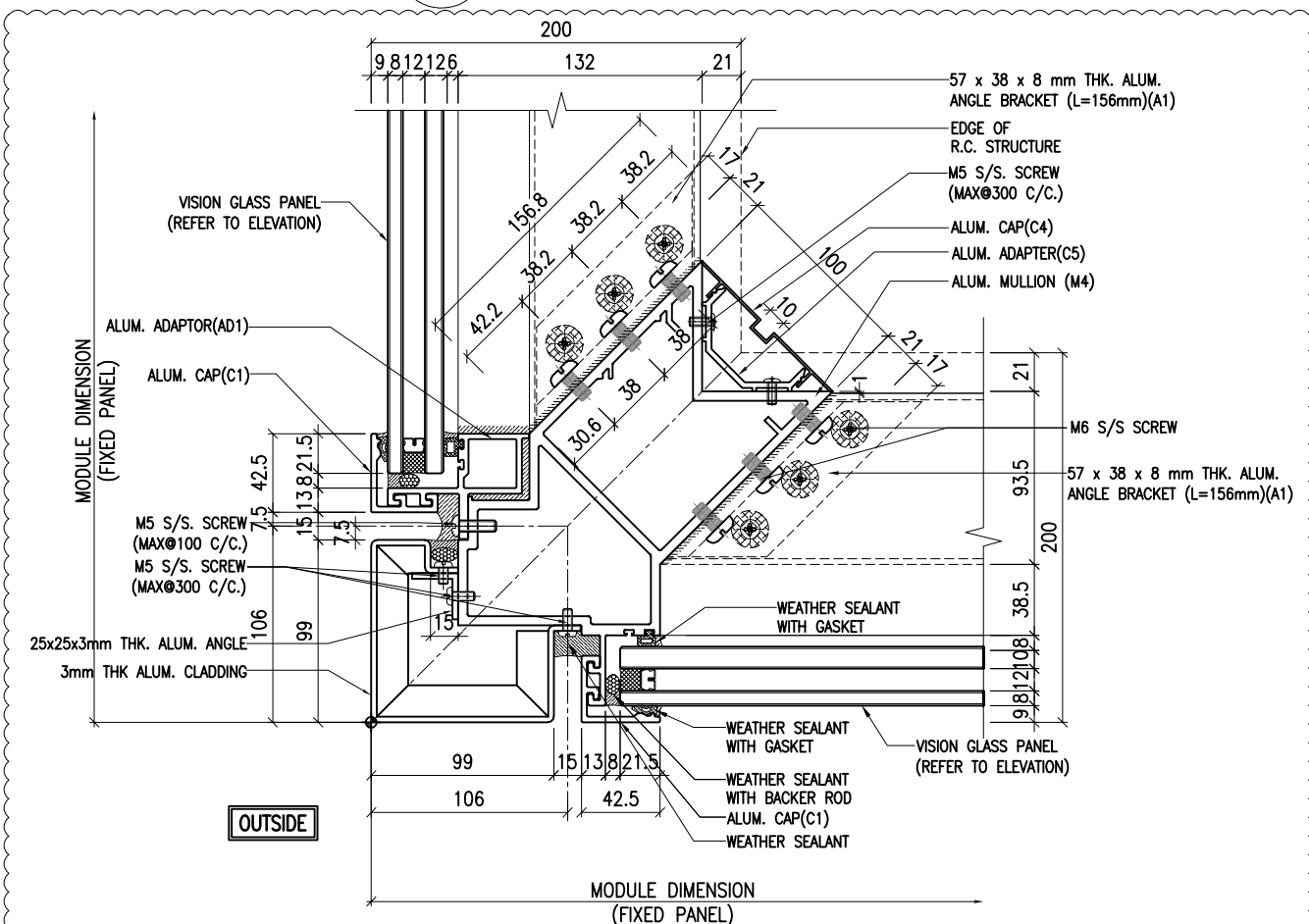
WONG TUNG & PARTNERS LTD.	
APPROVED	
APPROVED AS NOTED	
APPROVED AS NOTED & RESUBMIT	
RESUBMIT	
NO COMMENT	
REFER OTHER CONSULTANT'S COMMENTS	
Reviewed for compliance with the design intent. Comments made shall apply as all similar conditions a detail, not just the one noted.	
The approval shall not be construed as relieving the contractor of compliance with the contract documents & requirements.	
Reviewed By	Date



1 TYPICAL MULLION DETAIL  
5004 CURTAIN WALL



2 TYPICAL MULLION DETAIL  
5004 CURTAIN WALL



3 TYPICAL MULLION DETAIL  
5004 CURTAIN WALL

- NOTE:
1. ALL DIMENSIONS ARE IN mm.
  2. ALL ELEVATIONS ARE VIEWED FROM OUTSIDE.
  3. ALL DIMENSIONS TO BE VERIFIED ON SITE BEFORE FABRICATION.

- LEGEND:
- (X1) — DETAIL MARK NO.
  - (X001) — REFER SHEET NO.

1. F.F.L. — FINISHED FLOOR LEVEL
2. S.F.L. — STRUCTURAL FLOOR LEVEL
3. (R) — REVERSED DETAIL

NO.	DATE	GENERAL REVISED	BY
A	20/9/2024	GENERAL REVISED	

CLIENT :  
**MILLION BASE PROPERTIES LIMITED**

ARCHITECT :  
**WONG TUNG & PARTNERS LIMITED**  
ARCHITECTS & PLANNERS

STRUCTURAL ENGINEER :  
**SYW SYW & ASSOCIATES LTD.**  
REGISTERED ENGINEERS & AUTHORIZED PERSONS  
邵賢偉建築工程師

MAIN CONTRACTOR :  
**顯利工程有限公司**  
**HIEN LEE ENGINEERING CO., LTD.**

**美特鋁質有限公司**  
**MIDI ALUMINIUM FABRICATOR LTD.**  
Units 6-8, Sunray Industrial Centre, 1/F  
610 Cha Kwo Ling Road, Kowloon  
Tel:23489211-4 Fax:(852)2727666

JOB NO. : J-861

PROJECT :  
PROPOSED RESIDENTIAL  
DEVELOPMENT AT NOS. 3-6  
GLENEALY, CENTRAL, HONG KONG

TITLE :  
TYPICAL MULLION DETAIL  
FOR CURTAIN WALL

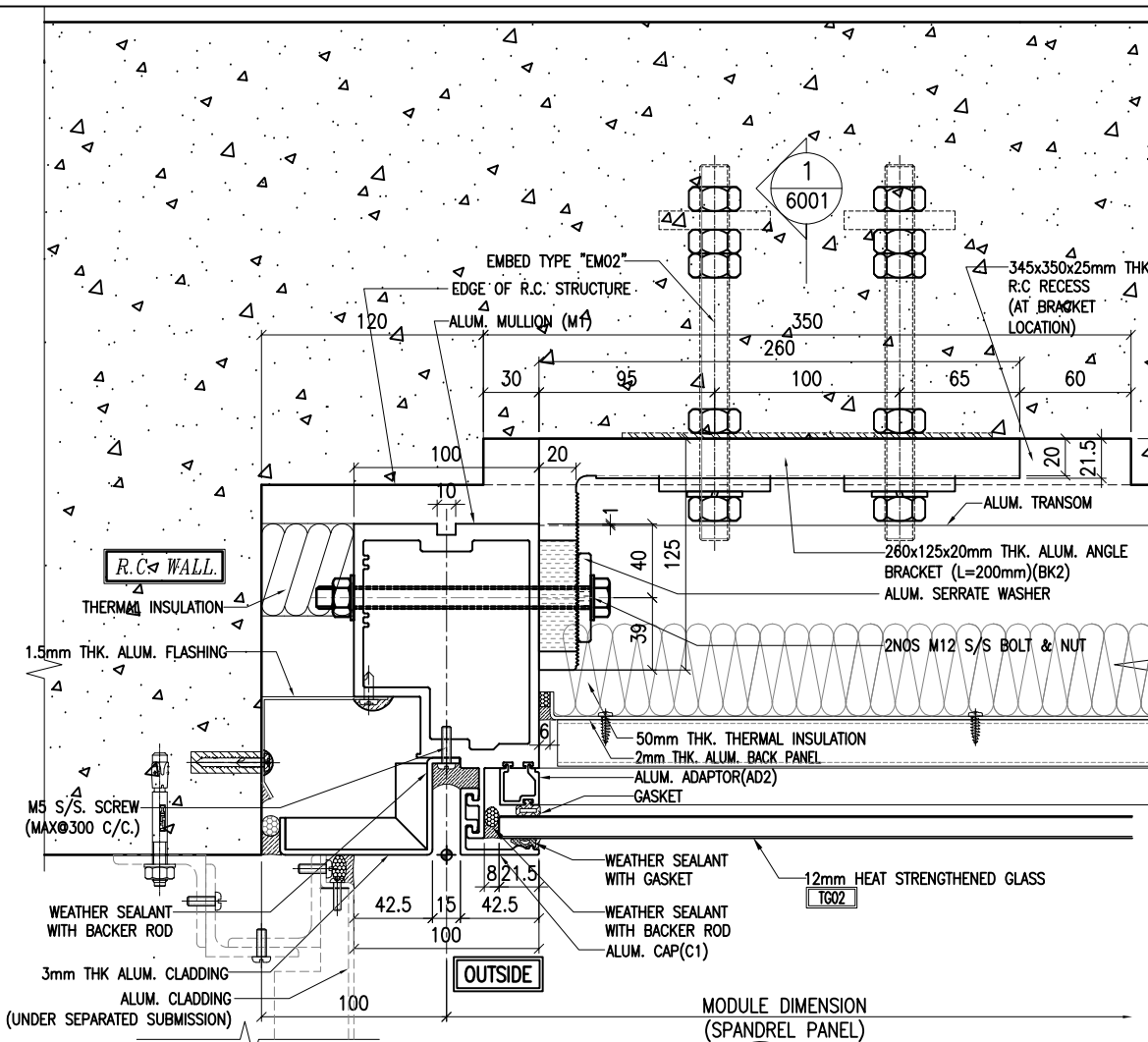
DATE : 18-Jun.-24 SCALE : 1:2 (A1)

DRAWN BY : Asing CHECKED BY :

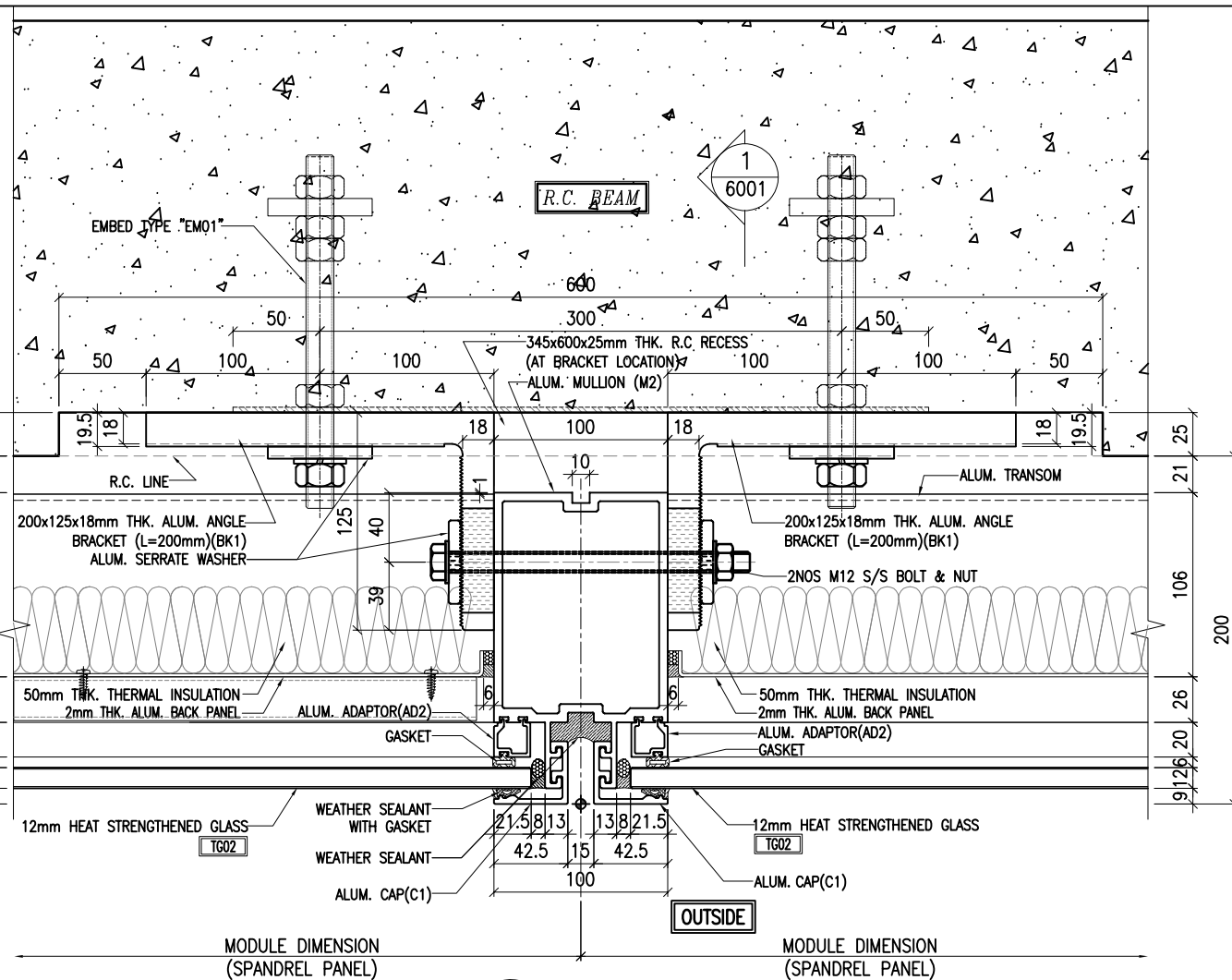
DWG NO. : J861-SD-CW-5004 REV. : A

WONG TUNG & PARTNERS LTD.	
APPROVED	
APPROVED AS NOTED	
APPROVED AS NOTED & RESUBMIT	
RESUBMIT	
NO COMMENT	
REFER OTHER CONSULTANT'S COMMENTS	
Reviewed for compliance with the design intent. Comments made shall apply as all similar conditions a detail, not just the one noted. The approval shall not be construed as relieving the contractor of compliance with the contract documents & requirements.	
Reviewed By	Date

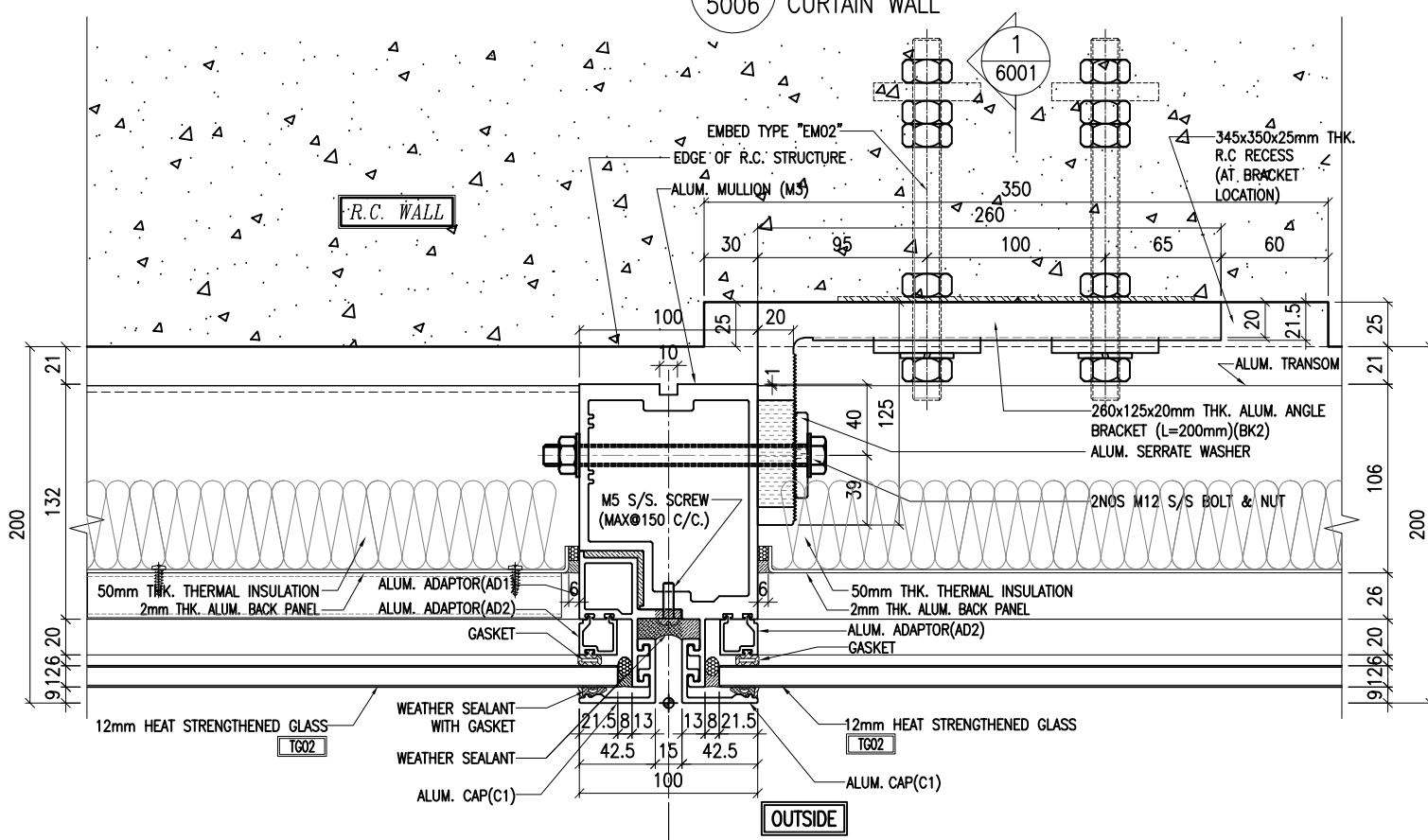




1 TYPICAL MULLION DETAIL  
5006 CURTAIN WALL



2 TYPICAL MULLION DETAIL  
5006 CURTAIN WALL



3 TYPICAL MULLION DETAIL  
5006 CURTAIN WALL

**NOTE:**  
 1. ALL DIMENSIONS ARE IN mm.  
 2. ALL ELEVATIONS ARE VIEWED FROM OUTSIDE.  
 3. ALL DIMENSIONS TO BE VERIFIED ON SITE BEFORE FABRICATION.

**LEGEND:**  
 (X1) --- DETAIL MARK NO.  
 (X001) --- REFER SHEET NO.

1. F.F.L --- FINISHED FLOOR LEVEL  
 2. S.F.L --- STRUCTURAL FLOOR LEVEL  
 3. (R) --- REVERSED DETAIL

A	20/9/2024	GENERAL REVISED	
NO.	DATE	REVISED	BY

CLIENT :  
**MILLION BASE PROPERTIES LIMITED**

ARCHITECT :  
**WONG TUNG & PARTNERS LIMITED**  
 ARCHITECTS & PLANNERS

STRUCTURAL ENGINEER :  
**SYW & ASSOCIATES LTD.**  
 邵賢偉建築工程師

MAIN CONTRACTOR :  
**顯利工程有限公司**  
**HIEN LEE ENGINEERING CO., LTD.**

**美特鋁質有限公司**  
**MIDI ALUMINIUM FABRICATOR LTD.**  
 Units 6-8, Sunray Industrial Centre, 1/F  
 610 Cha Kwo Ling Road, Kowloon  
 Tel:23489211-4 Fax:(852)2727666

JOB NO. : J-861

PROJECT :  
 PROPOSED RESIDENTIAL  
 DEVELOPMENT AT NOS. 3-6  
 GLENEALY, CENTRAL, HONG KONG

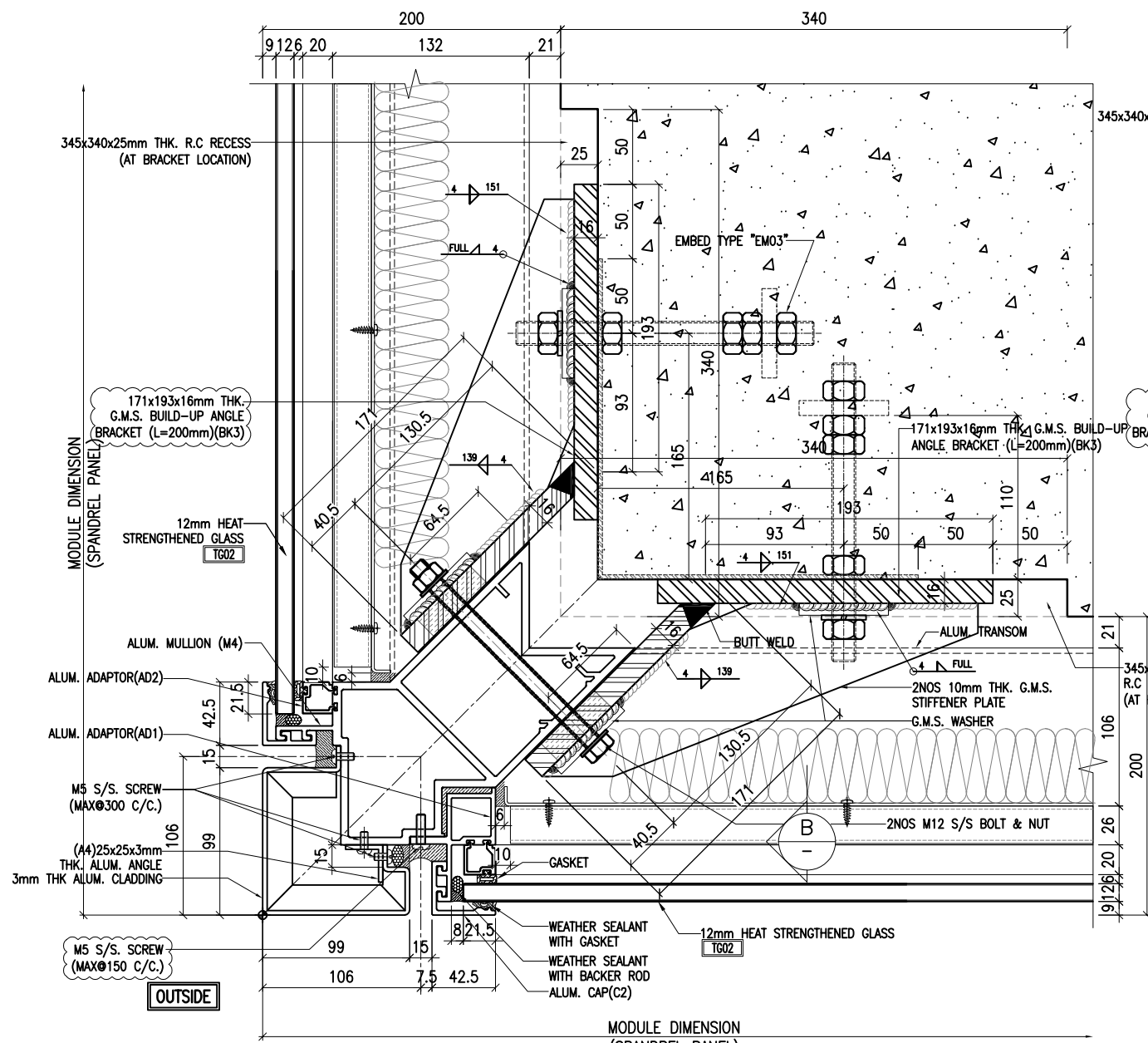
TITLE :  
 TYPICAL MULLION DETAIL  
 FOR CURTAIN WALL

DATE : 18-Jun.-24 SCALE : 1:2 (A1)

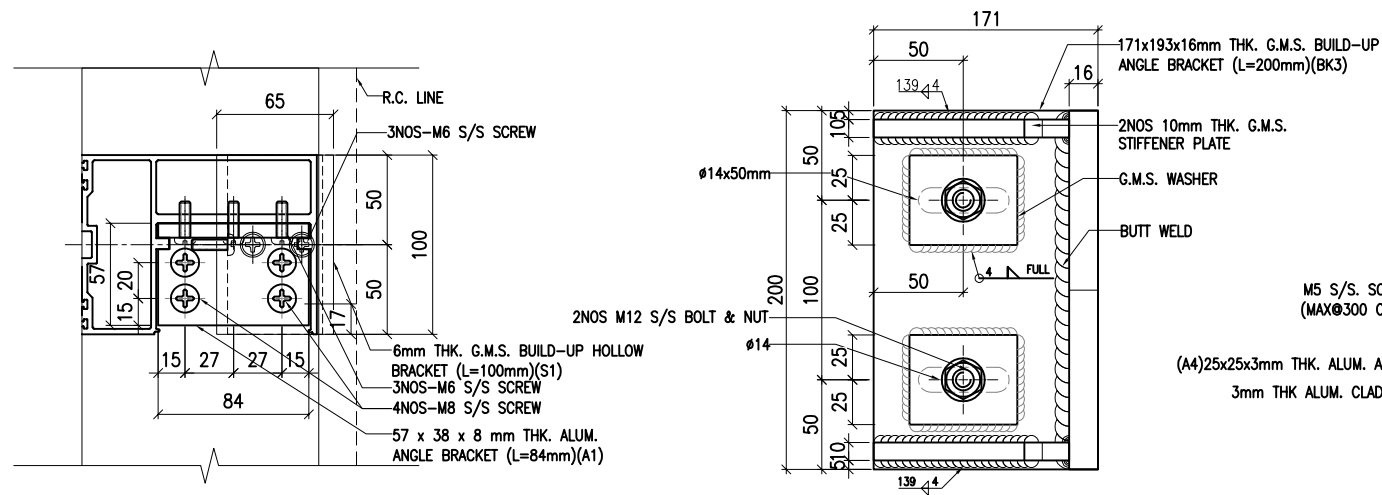
DRAWN BY : Asing CHECKED BY :

DWG NO. : J861-SD-CW-5006 REV. : A

WONG TUNG & PARTNERS LTD.	
APPROVED	
APPROVED AS NOTED	
APPROVED AS NOTED & RESUBMIT	
RESUBMIT	
NO COMMENT	
REFER OTHER CONSULTANT'S COMMENTS	
Reviewed for compliance with the design intent. Comments made shall apply as all similar conditions a details, not just the one noted. The approval shall not be construed as relieving the contractor of compliance with the contract documents & requirements.	
Reviewed By	Date

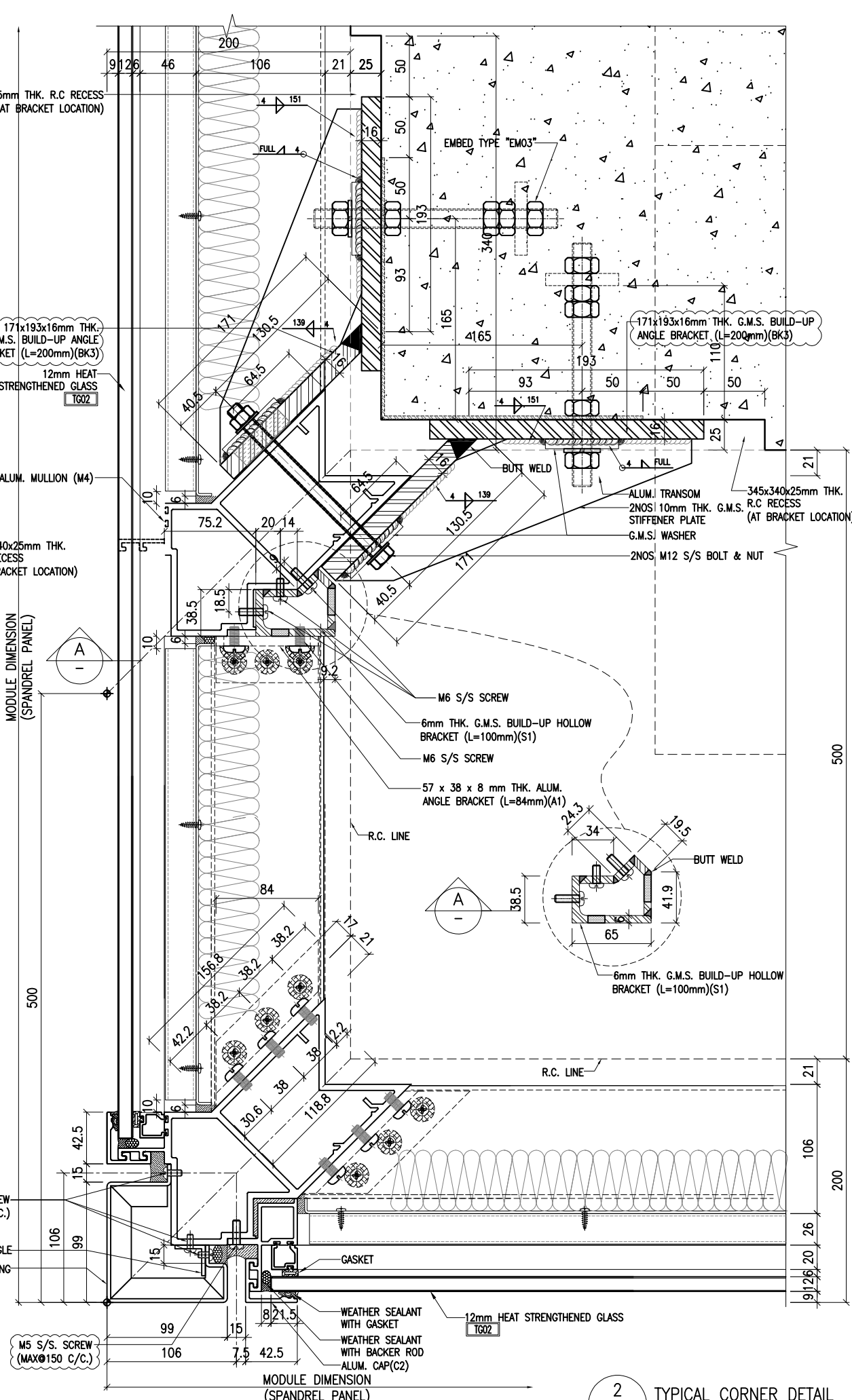


1 TYPICAL CORNER DETAIL  
5007 CURTAIN WALL



SECTION A-A

SECTION B-B



2 TYPICAL CORNER DETAIL  
5007 CURTAIN WALL

**NOTE:**  
 1. ALL DIMENSIONS ARE IN mm.  
 2. ALL ELEVATIONS ARE VIEWED FROM OUTSIDE.  
 3. ALL DIMENSIONS TO BE VERIFIED ON SITE BEFORE FABRICATION.

**LEGEND:**  
 (X1) --- DETAIL MARK NO.  
 (X001) --- REFER SHEET NO.

1. F.F.L --- FINISHED FLOOR LEVEL  
 2. S.F.L --- STRUCTURAL FLOOR LEVEL  
 3. (R) --- REVERSED DETAIL

A	20/9/2024	GENERAL REVISED	
NO.	DATE	REVISED	BY

CLIENT :  
**MILLION BASE PROPERTIES LIMITED**

ARCHITECT :  
**WONG TUNG & PARTNERS LIMITED**  
 ARCHITECTS & PLANNERS

STRUCTURAL ENGINEER :  
**SYW** SYW & ASSOCIATES LTD.  
 邵賢偉建築工程師

MAIN CONTRACTOR :  
**顯利工程有限公司**  
 HIEN LEE ENGINEERING CO., LTD.

**美特鋁質有限公司**  
 MIDI ALUMINIUM FABRICATOR LTD.  
 Units 6-8, Sunray Industrial Centre, 1/F  
 610 Cha Kwo Ling Road, Kowloon  
 Tel:23489211-4 Fax:(852)2727666

JOB NO. : J-861  
 PROJECT :  
 PROPOSED RESIDENTIAL DEVELOPMENT AT NOS. 3-6 GLENEALY, CENTRAL, HONG KONG

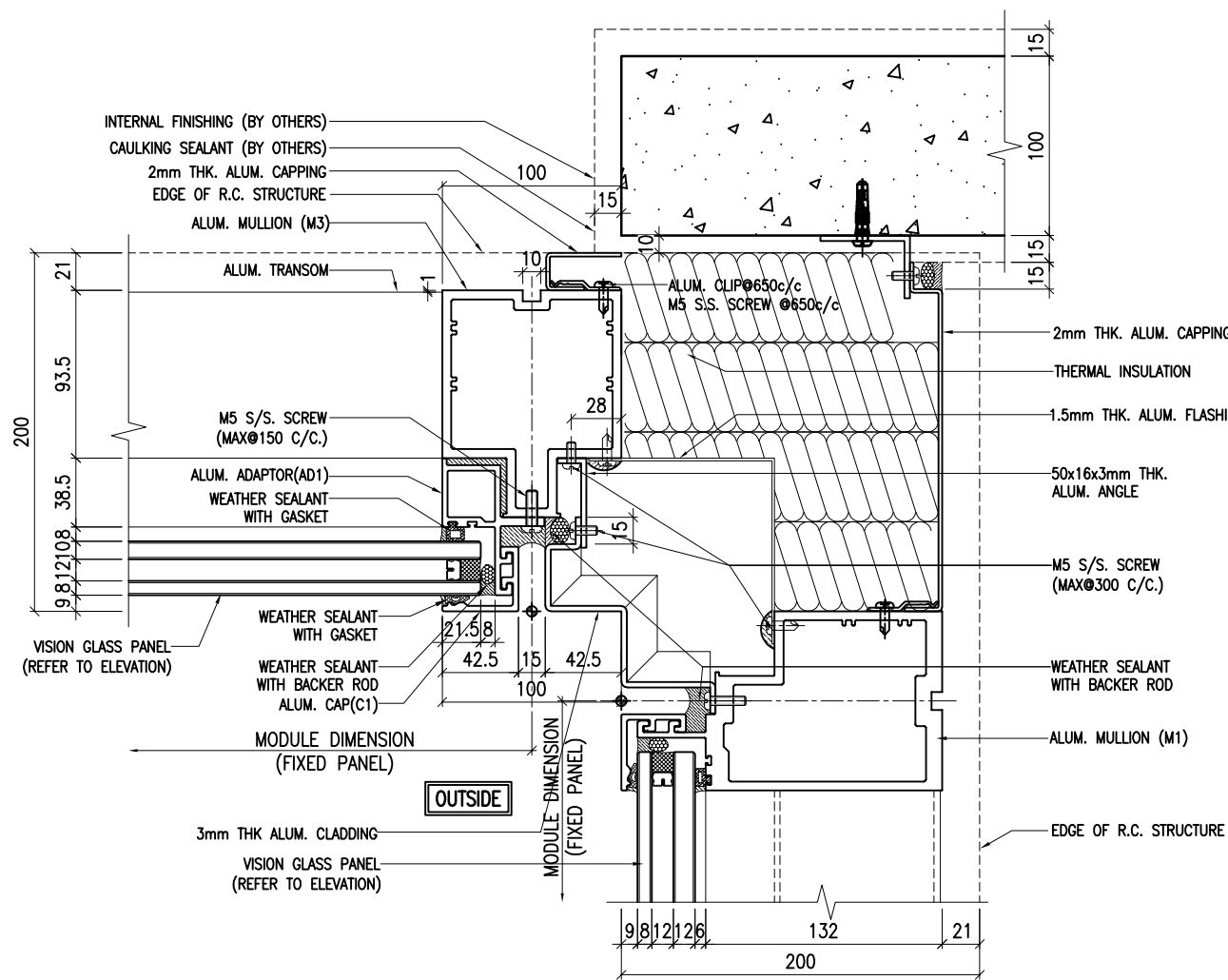
TITLE :  
 TYPICAL MULLION DETAIL FOR CURTAIN WALL

DATE : 18-Jun.-24 SCALE : 1:2 (A1)

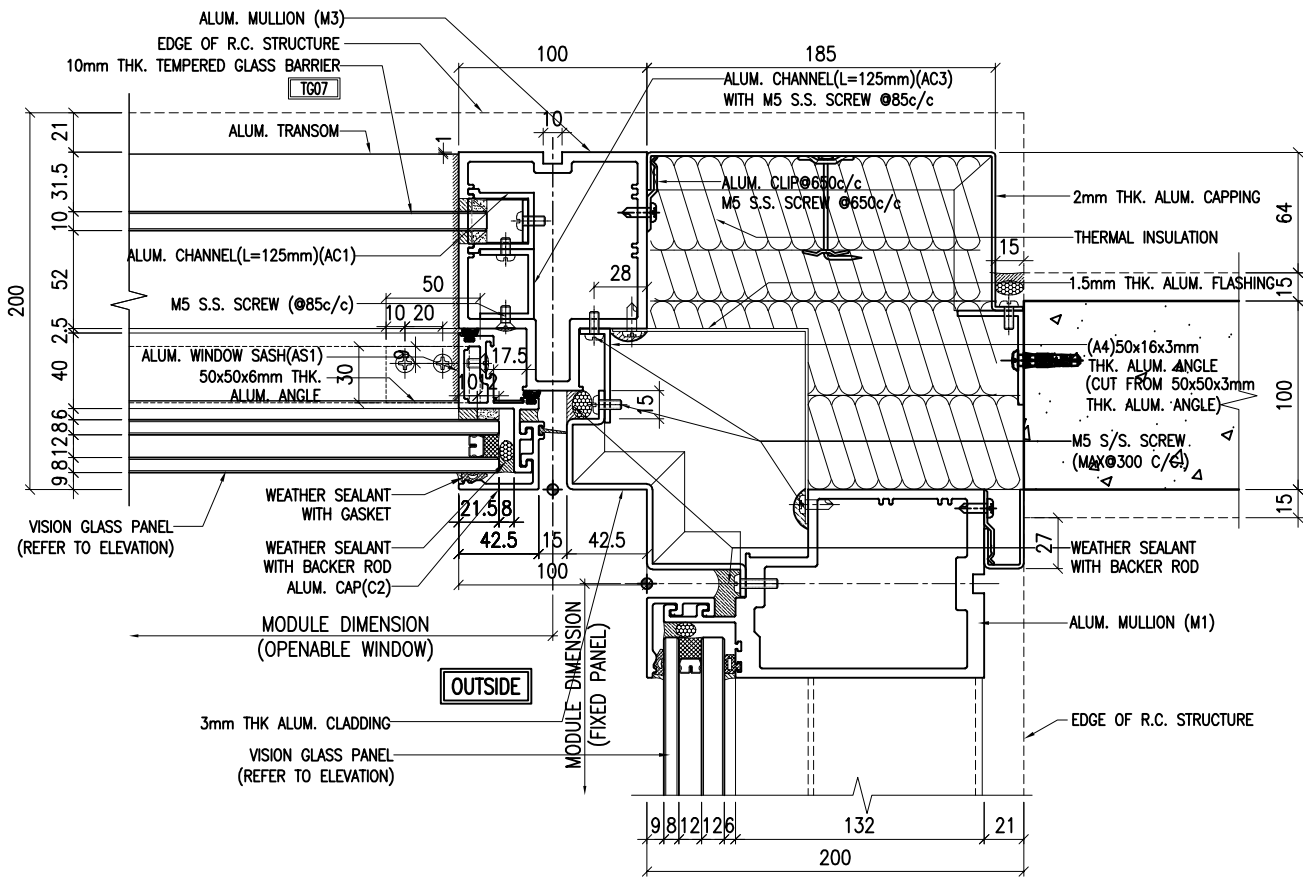
DRAWN BY : Asing CHECKED BY :

DWG NO. : J861-SD-CW-5007 REV. : A

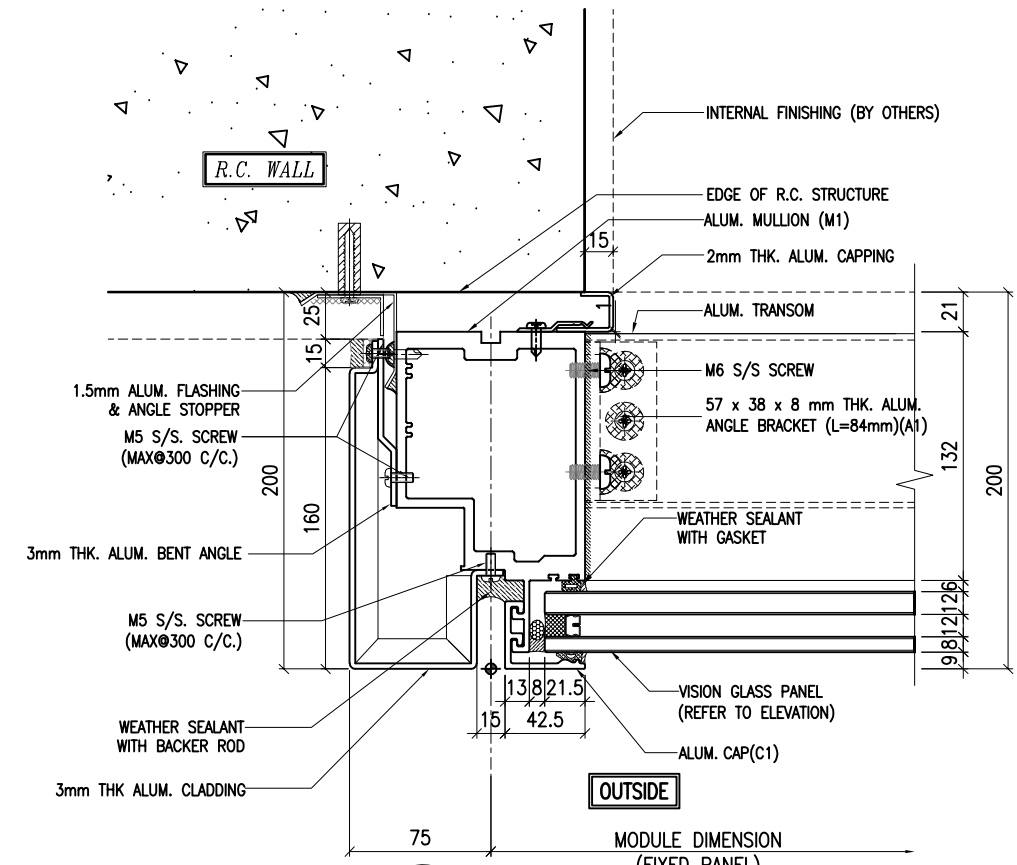
WONG TUNG & PARTNERS LTD.	
APPROVED	
APPROVED AS NOTED	
APPROVED AS NOTED & RESUBMIT	
RESUBMIT	
NO COMMENT	
REFER OTHER CONSULTANT'S COMMENTS	
Reviewed for compliance with the design intent. Comments made shall apply as all similar conditions a detail, not an exception.	
The approval shall not be construed as relieving the contractor of compliance with the contract documents & requirements.	
Reviewed By	Date



1 TYPICAL CORNER DETAIL  
5008 CURTAIN WALL



2 TYPICAL CORNER DETAIL  
5008 CURTAIN WALL



3 TYPICAL MULLION DETAIL  
5008 CURTAIN WALL

**NOTE:**  
 1. ALL DIMENSIONS ARE IN mm.  
 2. ALL ELEVATIONS ARE VIEWED FROM OUTSIDE.  
 3. ALL DIMENSIONS TO BE VERIFIED ON SITE BEFORE FABRICATION.

**LEGEND:**  
 (X1) --- DETAIL MARK NO.  
 (X001) --- REFER SHEET NO.

1. F.F.L --- FINISHED FLOOR LEVEL  
 2. S.F.L --- STRUCTURAL FLOOR LEVEL  
 3. (R) --- REVERSED DETAIL

No.	20/9/2024	GENERAL REVISED	
	DATE	REVISED	BY

CLIENT :  
**MILLION BASE PROPERTIES LIMITED**

ARCHITECT :  
**WONG TUNG & PARTNERS LIMITED**  
 ARCHITECTS & PLANNERS

STRUCTURAL ENGINEER :  
**SYW SYW & ASSOCIATES LTD.**  
 CHARTERED ENGINEERS & AUTHORIZED PERSONS  
 邵賢偉建築工程師

MAIN CONTRACTOR :  
**顯利工程有限公司**  
**HIEN LEE ENGINEERING CO., LTD.**

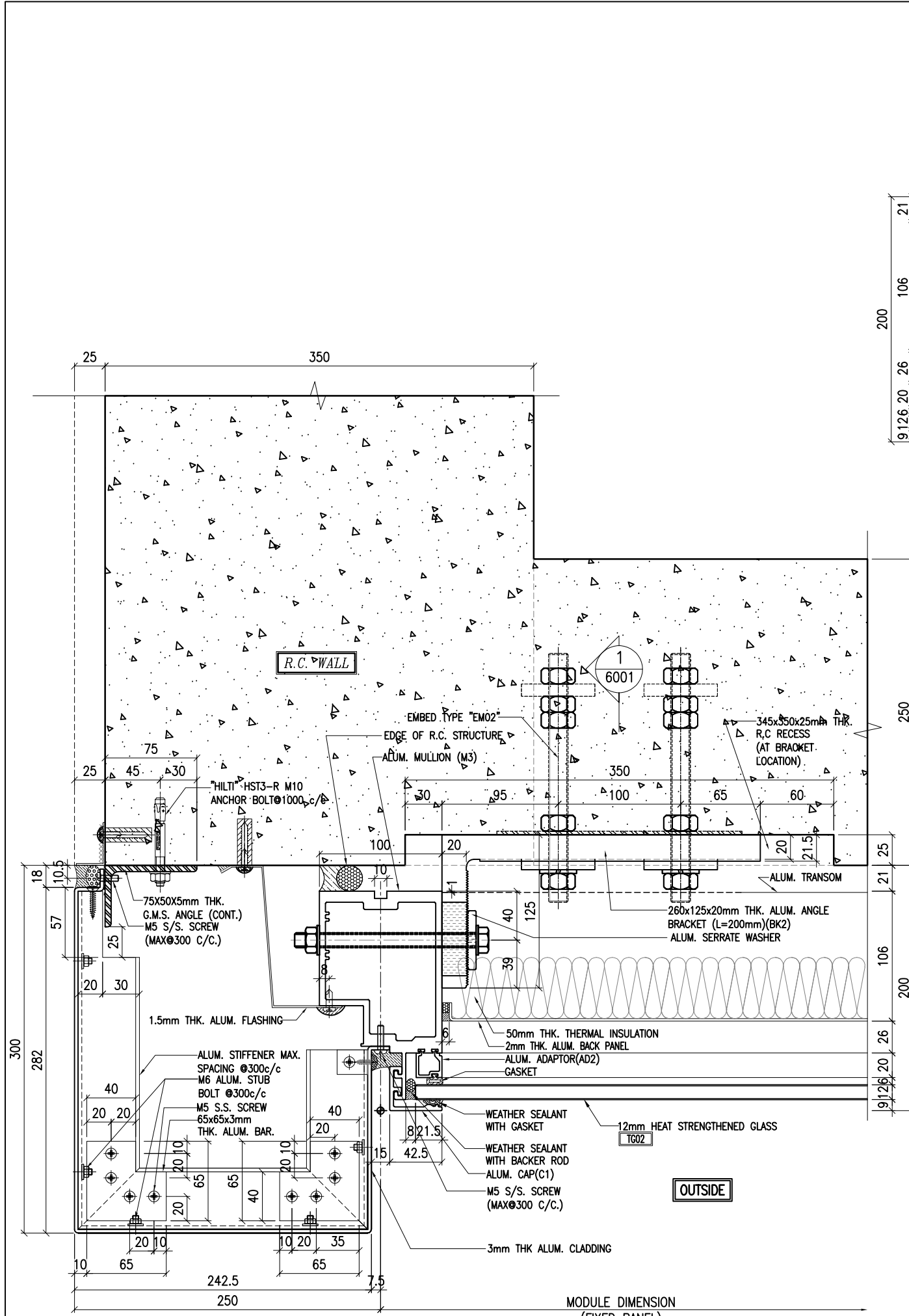
**美特鋁質有限公司**  
**MIDI ALUMINIUM FABRICATOR LTD.**  
 Units 6-8, Sunray Industrial Centre, 1/F  
 610 Cha Kwo Ling Road, Kowloon  
 Tel:23489211-4 Fax:(852)2727666

JOB NO. : J-861  
 PROJECT : PROPOSED RESIDENTIAL DEVELOPMENT AT NOS. 3-6 GLENEALY, CENTRAL, HONG KONG

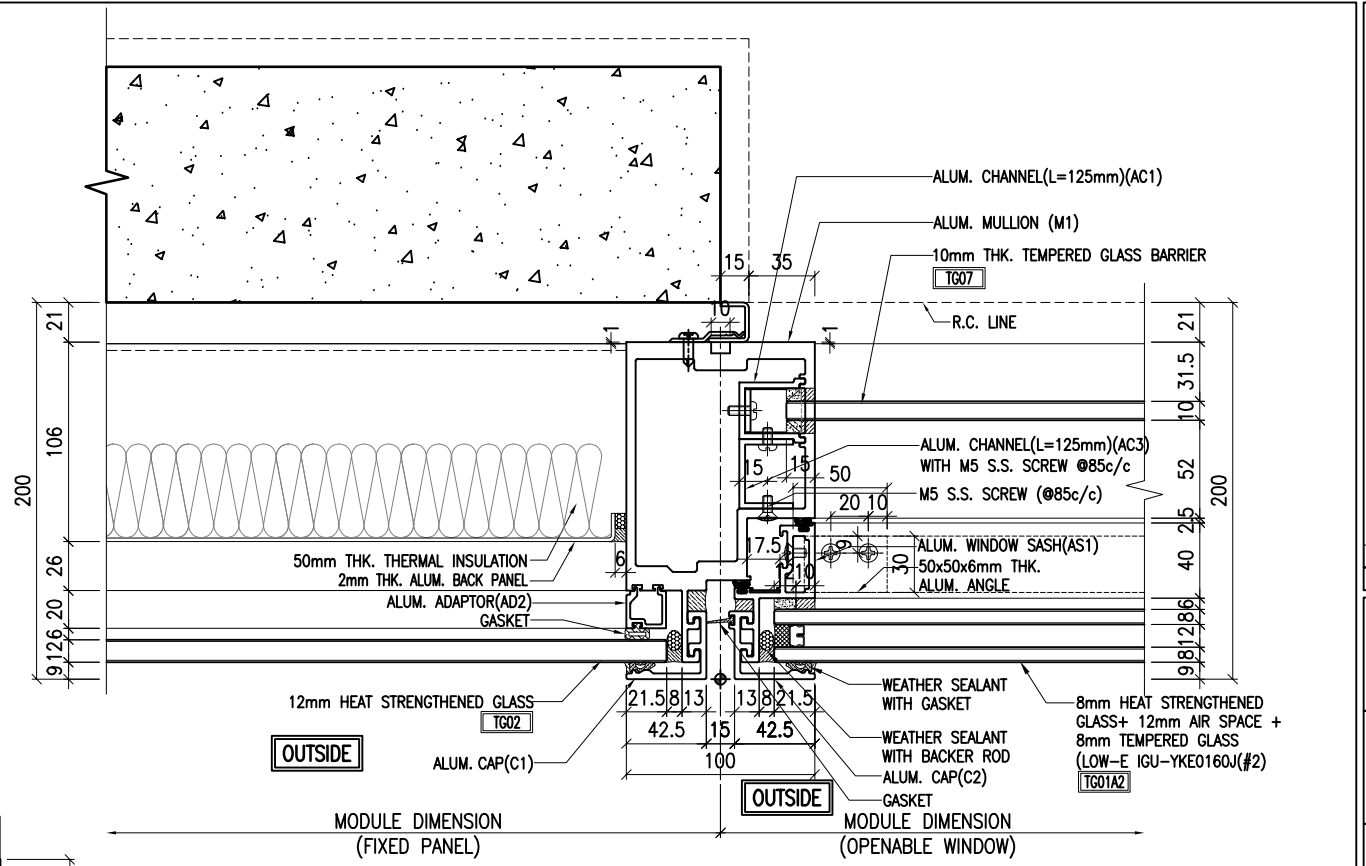
TITLE : TYPICAL MULLION DETAIL FOR CURTAIN WALL

DATE : 18-Jun.-24	SCALE : 1:2 (A1)
DRAWN BY : Asing	CHECKED BY :
DWG NO. : J861-SD-CW-5008	REV. : A

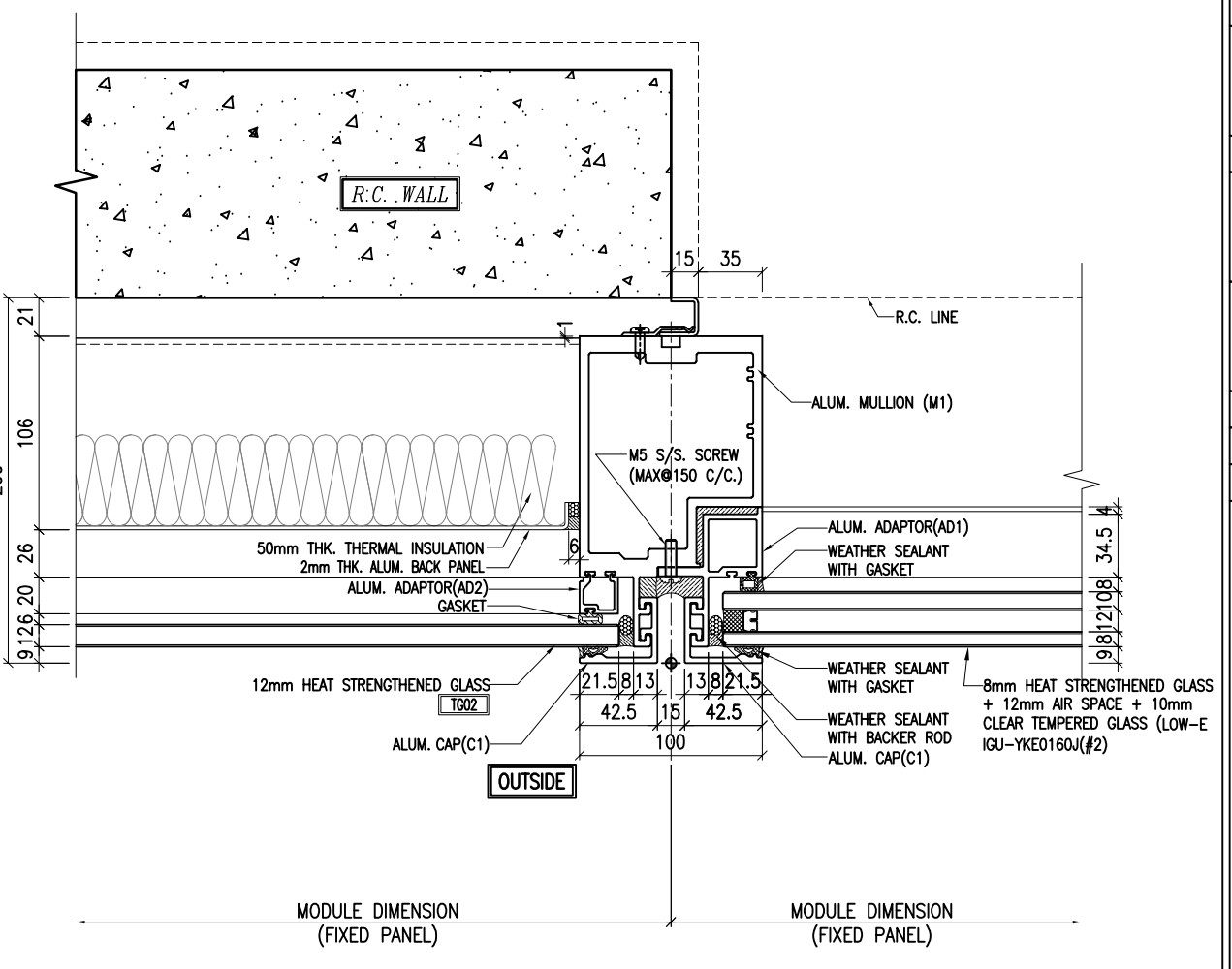
WONG TUNG & PARTNERS LTD.	
APPROVED	
APPROVED AS NOTED	
APPROVED AS NOTED & RESUBMIT	
RESUBMIT	
NO COMMENT	
REFER OTHER CONSULTANT'S COMMENTS	
Reviewed for compliance with the design intent. Comments made shall apply as all similar conditions a detail, not just the one noted.	
The approval shall not be construed as relieving the contractor of compliance with the contract documents & requirements.	
Reviewed By	Date



2 TYPICAL MULLION DETAIL  
5009 CURTAIN WALL



1 TYPICAL MULLION DETAIL  
5009 CURTAIN WALL



3 TYPICAL MULLION DETAIL  
5009 CURTAIN WALL

NOTE:  
1. ALL DIMENSIONS ARE IN mm.  
2. ALL ELEVATIONS ARE VIEWED FROM OUTSIDE.  
3. ALL DIMENSIONS TO BE VERIFIED ON SITE BEFORE FABRICATION.

LEGEND:  
X1 -- DETAIL MARK NO.  
X001 -- REFER SHEET NO.  
1. F.F.L -- FINISHED FLOOR LEVEL  
2. S.F.L -- STRUCTURAL FLOOR LEVEL  
3. (R) -- REVERSED DETAIL

A	20/9/2024	GENERAL REVISED	
NO.	DATE	REVISED	BY

CLIENT :  
**MILLION BASE PROPERTIES LIMITED**

ARCHITECT :  
**WONG TUNG & PARTNERS LIMITED**  
ARCHITECTS & PLANNERS

STRUCTURAL ENGINEER :  
**SYW SYW & ASSOCIATES LTD.**  
STRUCTURAL ENGINEERS & AUTHORIZED PERSONS  
邵賢偉建築工程師

MAIN CONTRACTOR :  
**顯利工程有限公司**  
HIEN LEE ENGINEERING CO., LTD.

**美特鋁質有限公司**  
MIDI ALUMINIUM FABRICATOR LTD.  
Units 6-8, Sunray Industrial Centre, 1/F  
610 Cha Kwo Ling Road, Kowloon  
Tel:23489211-4 Fax:(852)2727666

JOB NO. : J-861

PROJECT :  
PROPOSED RESIDENTIAL  
DEVELOPMENT AT NOS. 3-6  
GLENEALY, CENTRAL, HONG KONG

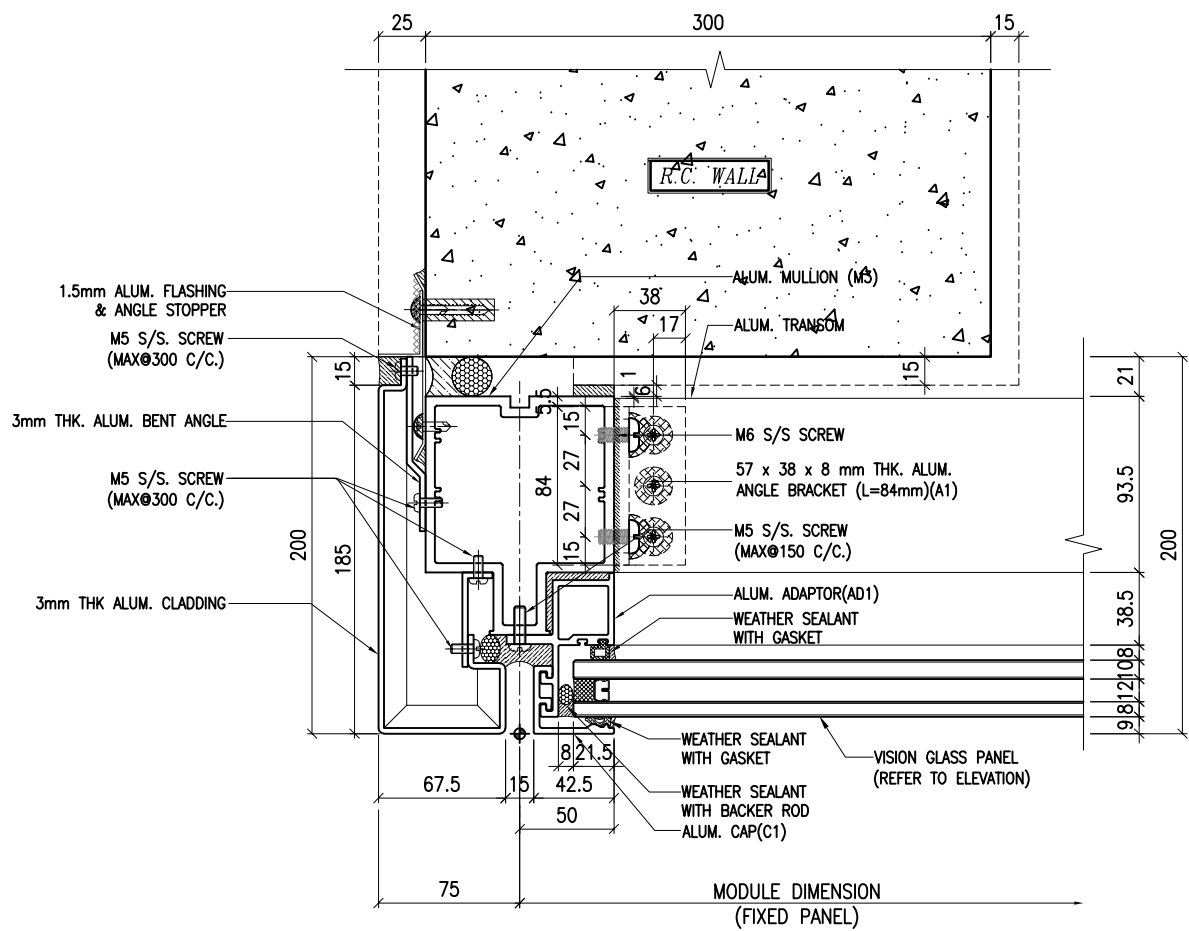
TITLE :  
TYPICAL MULLION DETAIL  
FOR CURTAIN WALL

DATE : 18-Jun.-24 SCALE : 1:2 (A1)

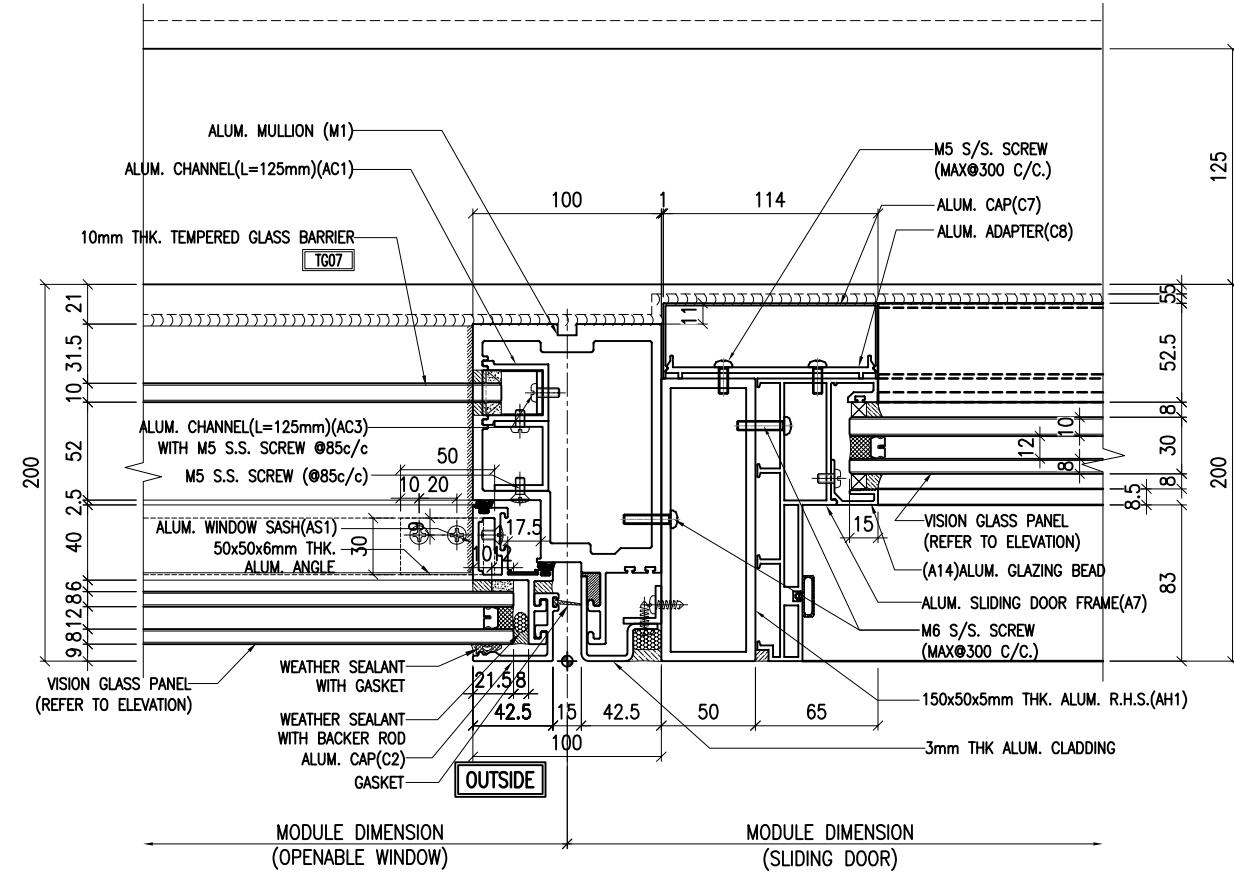
DRAWN BY : Asing CHECKED BY :

DWG NO. : J861-SD-CW-5009 REV. : A

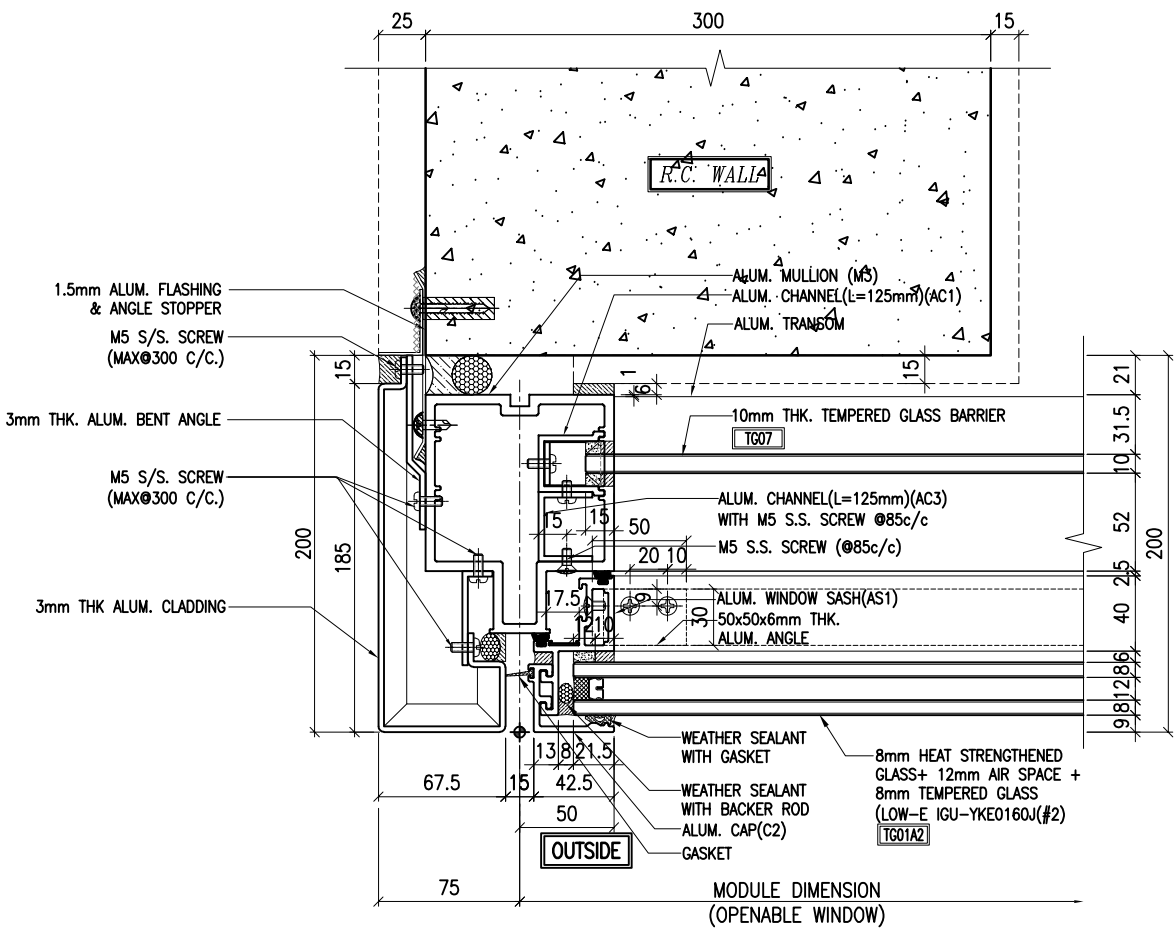
WONG TUNG & PARTNERS LTD.	
APPROVED	
APPROVED AS NOTED	
APPROVED AS NOTED & RESUBMIT	
RESUBMIT	
NO COMMENT	
REFER OTHER CONSULTANT'S COMMENTS	
Revised for compliance with the design intent. Comments made shall apply as all similar conditions a detail, not just the one noted. This approval shall not be construed as relieving the contractor of compliance with the contract documents & requirements.	
Reviewed By	Date



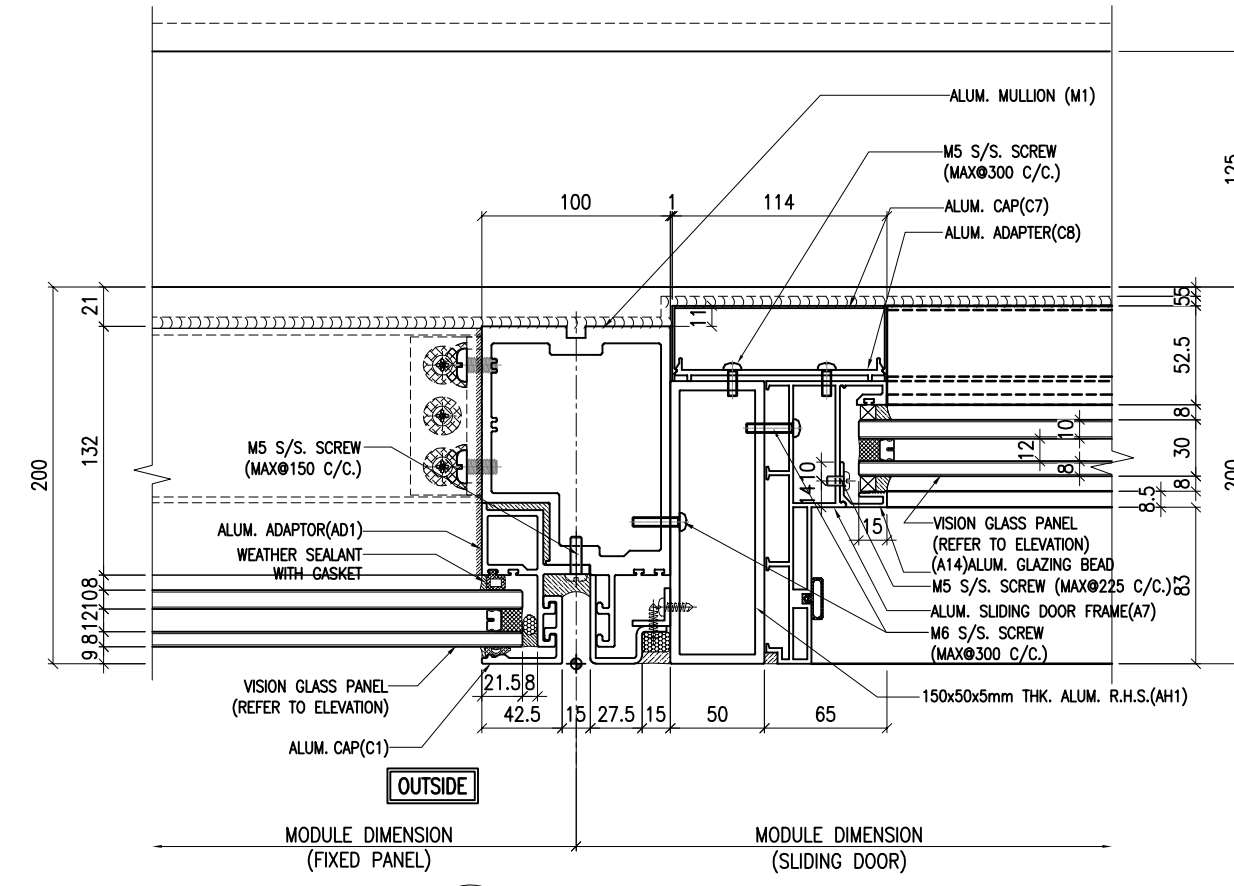
1 TYPICAL MULLION DETAIL  
5010 CURTAIN WALL



2 TYPICAL MULLION DETAIL  
5010 CURTAIN WALL



3 TYPICAL MULLION DETAIL  
5010 CURTAIN WALL



4 TYPICAL MULLION DETAIL  
5010 CURTAIN WALL

- NOTE:
1. ALL DIMENSIONS ARE IN mm.
  2. ALL ELEVATIONS ARE VIEWED FROM OUTSIDE.
  3. ALL DIMENSIONS TO BE VERIFIED ON SITE BEFORE FABRICATION.

- LEGEND:
- X1 - DETAIL MARK NO.
  - X001 - REFER SHEET NO.
1. F.F.L -- FINISHED FLOOR LEVEL
  2. S.F.L -- STRUCTURAL FLOOR LEVEL
  3. (R) -- REVERSED DETAIL

A	20/9/2024	GENERAL REVISED
NO.	DATE	REVISED BY

CLIENT:  
**MILLION BASE PROPERTIES LIMITED**

ARCHITECT:  
**WONG TUNG & PARTNERS LIMITED**  
ARCHITECTS & PLANNERS

STRUCTURAL ENGINEER:  
**SYW SYW & ASSOCIATES LTD.**  
REGISTERED ENGINEERS & AUTHORIZED PERSONS  
邵賢偉建築工程師

MAIN CONTRACTOR:  
**顯利工程有限公司**  
**HIEN LEE ENGINEERING CO., LTD.**

**美特鋁質有限公司**  
**MIDI ALUMINIUM FABRICATOR LTD.**  
Units 6-8, Sunray Industrial Centre, 1/F  
610 Cha Kwo Ling Road, Kowloon  
Tel: 23489211-4 Fax: (852) 27727666

JOB NO.: J-861

PROJECT:  
PROPOSED RESIDENTIAL DEVELOPMENT AT NOS. 3-6 GLENEALY, CENTRAL, HONG KONG

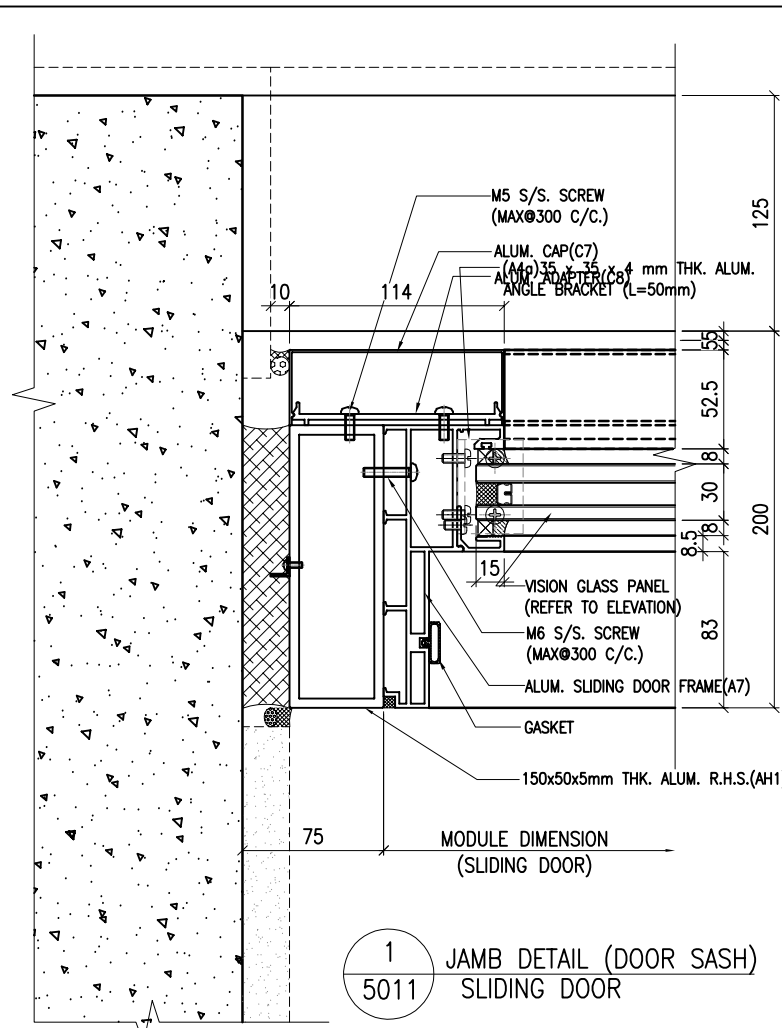
TITLE:  
TYPICAL MULLION DETAIL FOR CURTAIN WALL

DATE: 18-Jun-24 SCALE: 1:2 (A1)

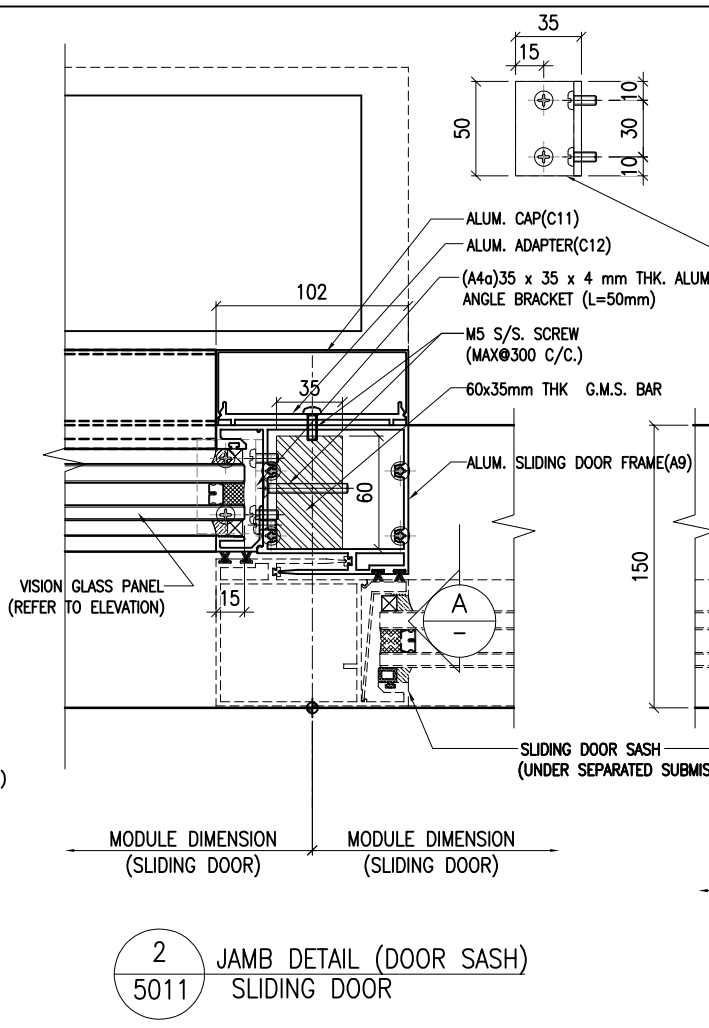
DRAWN BY: Asing CHECKED BY:

DWG NO.: J861-SD-CW-5010 REV.: A

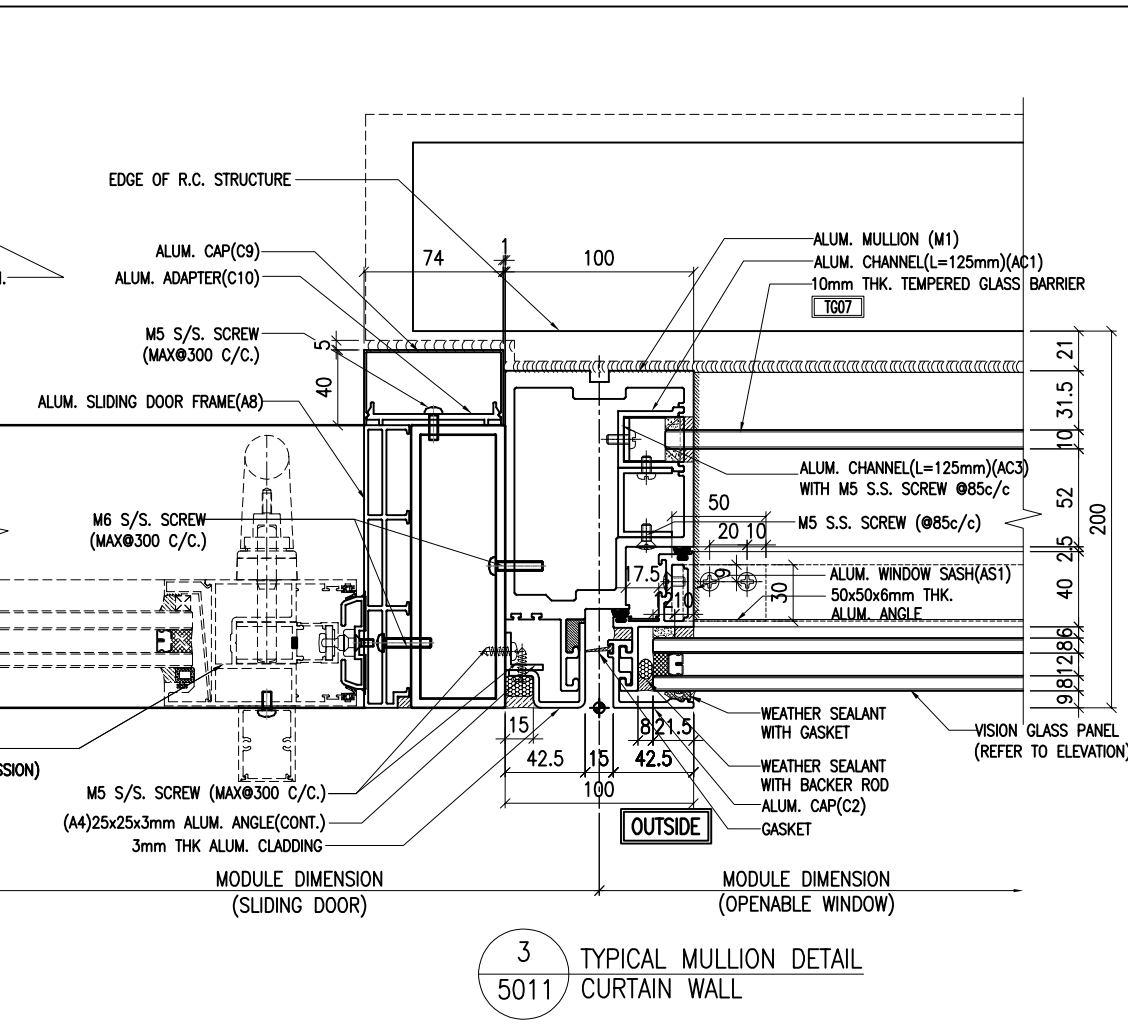
WONG TUNG & PARTNERS LTD.	
APPROVED	
APPROVED AS NOTED	
APPROVED AS NOTED & RESUBMIT	
RESUBMIT	
NO COMMENT	
REFER OTHER CONSULTANT'S COMMENTS	
Revised for compliance with the design intent. Comments made shall apply as all similar conditions a detail, not an the standard.	
The approval shall not be construed as relieving the contractor of compliance with the contract documents & requirements.	
Reviewed By	Date



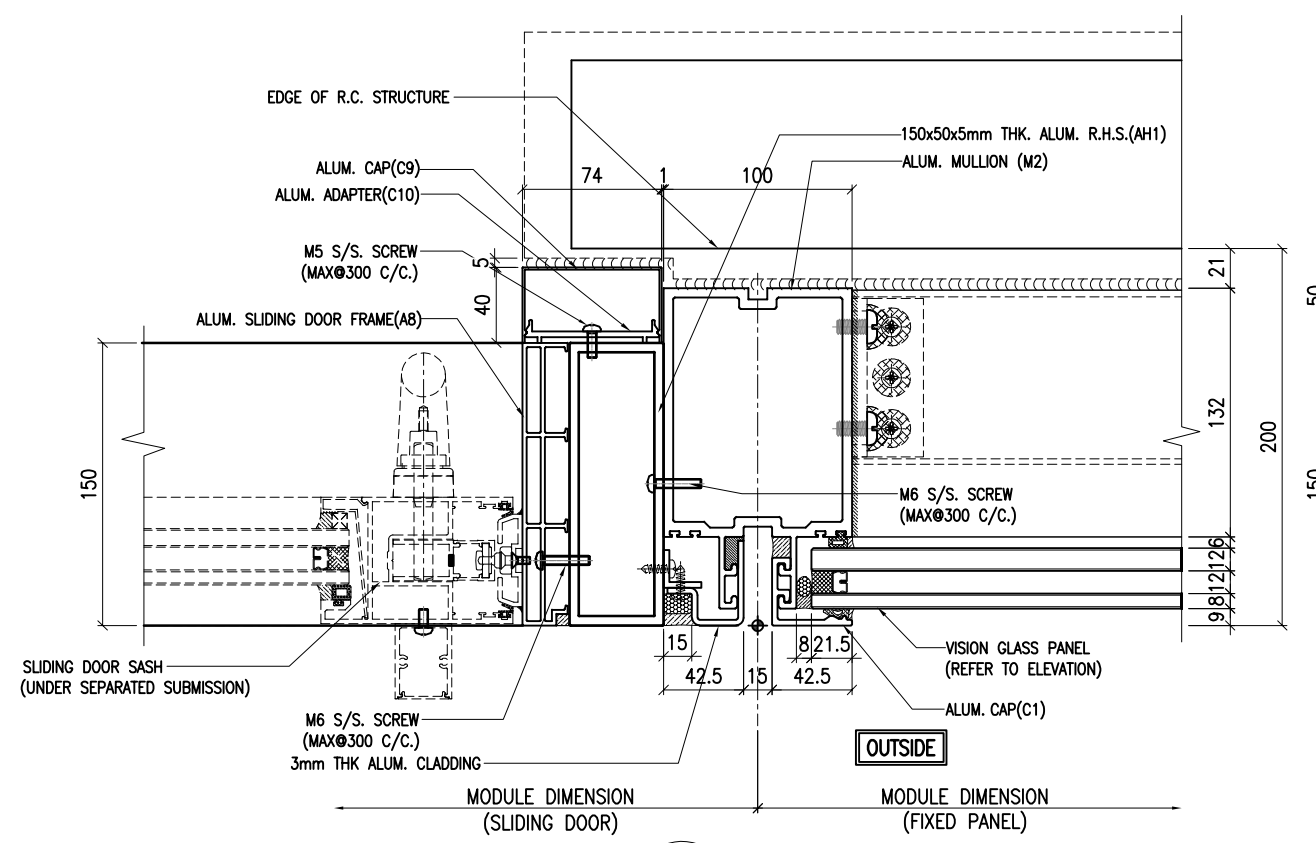
1 JAMB DETAIL (DOOR SASH)  
5011 SLIDING DOOR



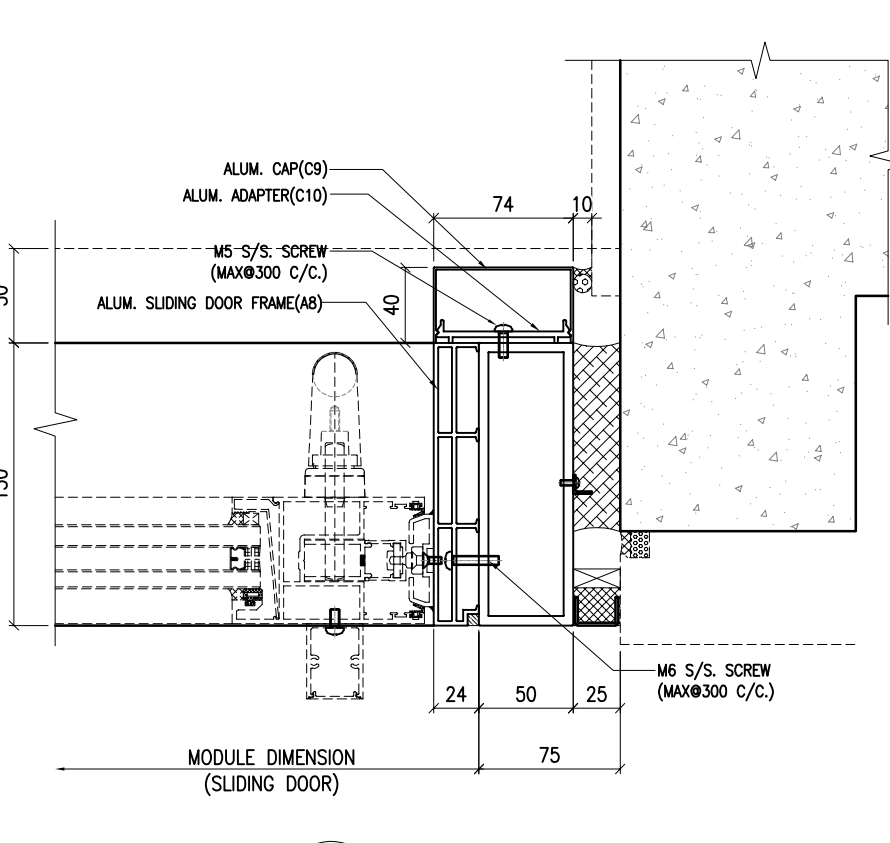
2 JAMB DETAIL (DOOR SASH)  
5011 SLIDING DOOR



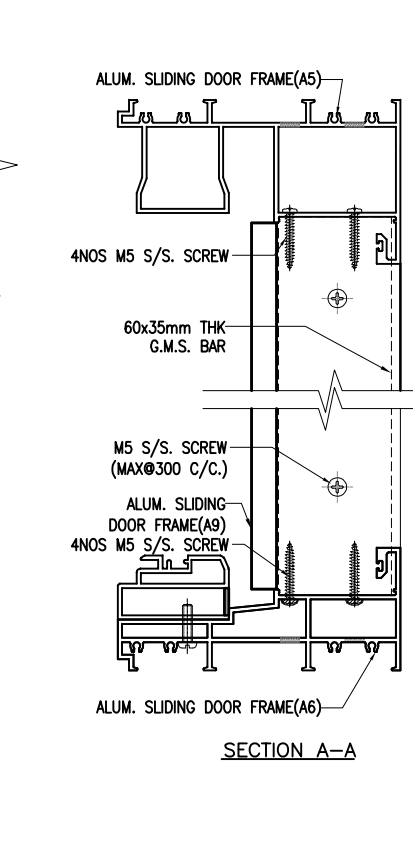
3 TYPICAL MULLION DETAIL  
5011 CURTAIN WALL



4 TYPICAL MULLION DETAIL  
5011 CURTAIN WALL



5 JAMB DETAIL (DOOR SASH)  
5011 SLIDING DOOR



SECTION A-A

**NOTE:**  
 1. ALL DIMENSIONS ARE IN mm.  
 2. ALL ELEVATIONS ARE VIEWED FROM OUTSIDE.  
 3. ALL DIMENSIONS TO BE VERIFIED ON SITE BEFORE FABRICATION.

**LEGEND:**  
 X1 -- DETAIL MARK NO.  
 X001 -- REFER SHEET NO.

1. F.F.L -- FINISHED FLOOR LEVEL  
 2. S.F.L -- STRUCTURAL FLOOR LEVEL  
 3. (R) -- REVERSED DETAIL

A	20/9/2024	GENERAL REVISED	
NO.	DATE	REVISED	BY

CLIENT :  
**MILLION BASE PROPERTIES LIMITED**

ARCHITECT :  
**WONG TUNG & PARTNERS LIMITED**  
 ARCHITECTS & PLANNERS

STRUCTURAL ENGINEER :  
**SYW SYW & ASSOCIATES LTD.**  
 邵賢偉建築工程師

MAIN CONTRACTOR :  
**顯利工程有限公司**  
**HIEN LEE ENGINEERING CO., LTD.**

**美特鋁質有限公司**  
**MIDI ALUMINIUM FABRICATOR LTD.**  
 Units 6-8, Sunray Industrial Centre, 1/F  
 610 Cha Kwo Ling Road, Kowloon  
 Tel:23489211-4 Fax:(852)27727666

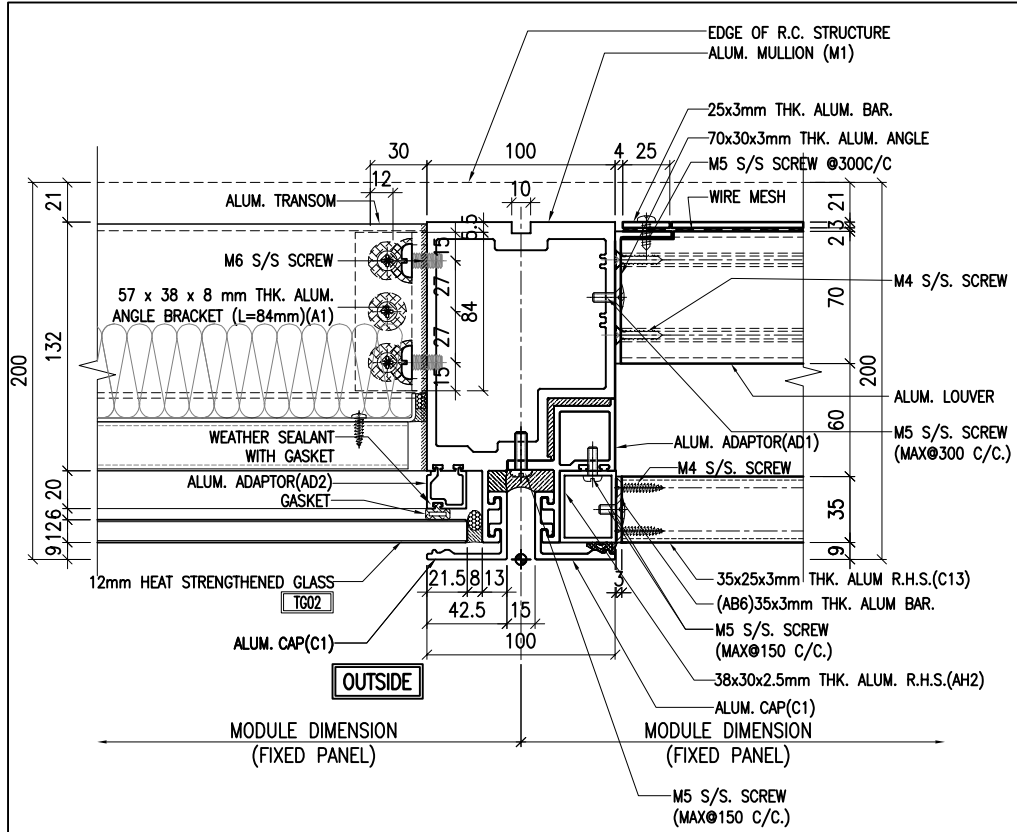
JOB NO. : J-861

PROJECT :  
 PROPOSED RESIDENTIAL DEVELOPMENT AT NOS. 3-6 GLENEALY, CENTRAL, HONG KONG

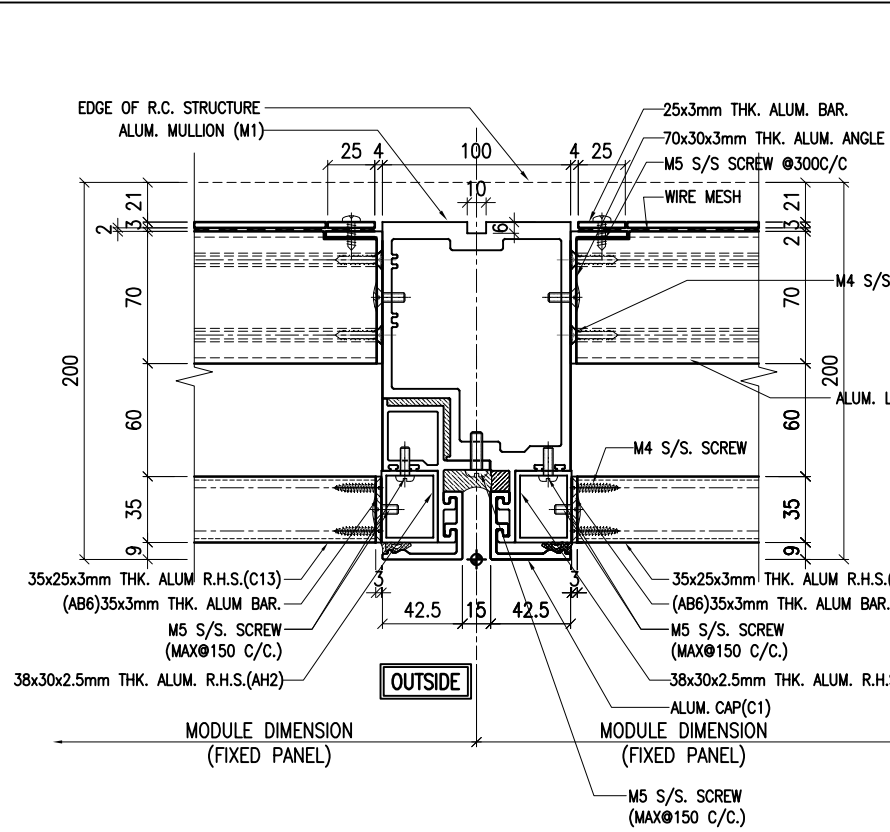
TITLE :  
 TYPICAL MULLION DETAIL FOR CURTAIN WALL

DATE : 18-Jun.-24 SCALE : 1:2 (A1)  
 DRAWN BY : Asing CHECKED BY :  
 DWG NO. : J861-SD-CW-5011 REV. : A

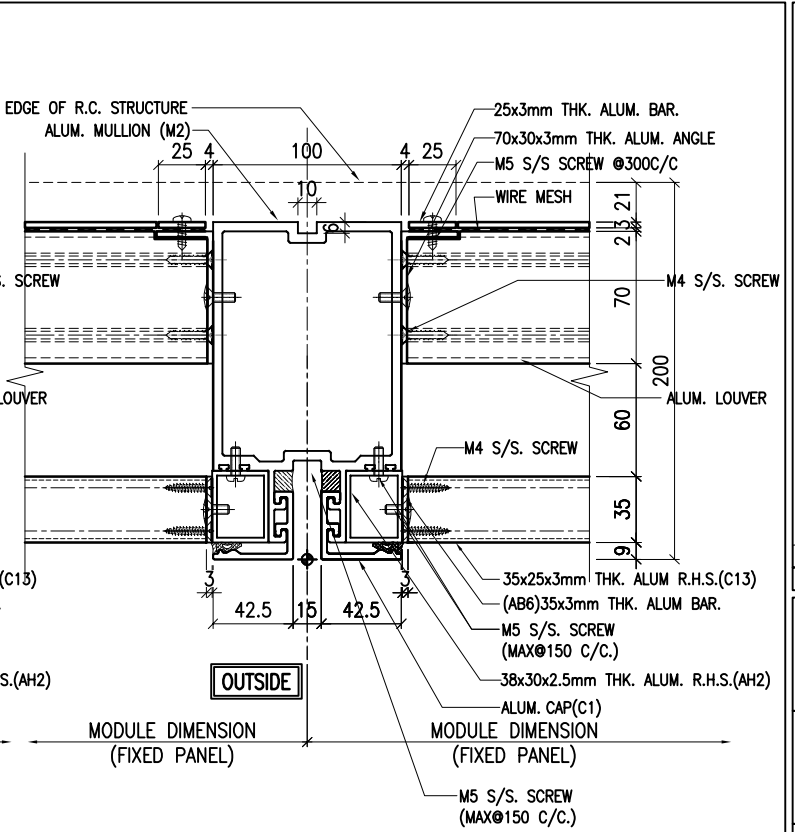
<b>WONG TUNG &amp; PARTNERS LTD.</b>	
APPROVED	
APPROVED AS NOTED	
APPROVED AS NOTED & RESUBMIT	
RESUBMIT	
NO COMMENT	
REFER OTHER CONSULTANT'S COMMENTS	
Revised for compliance with the design intent. Comments made shall apply to all similar conditions & details, not just the one noted.	
The approval shall not be construed as relieving the contractor of compliance with the contract documents & requirements.	
Reviewed By	Date



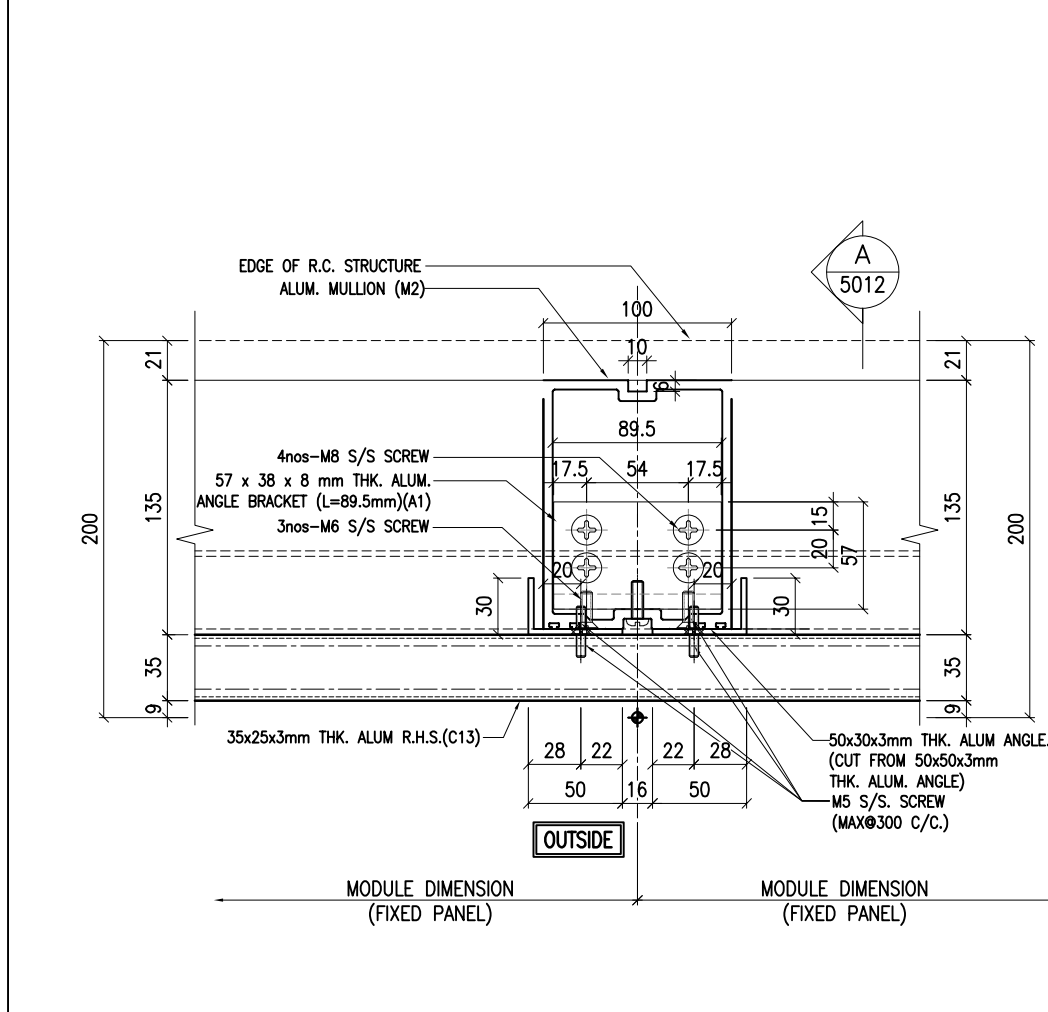
1 TYPICAL MULLION DETAIL  
5012 CURTAIN WALL



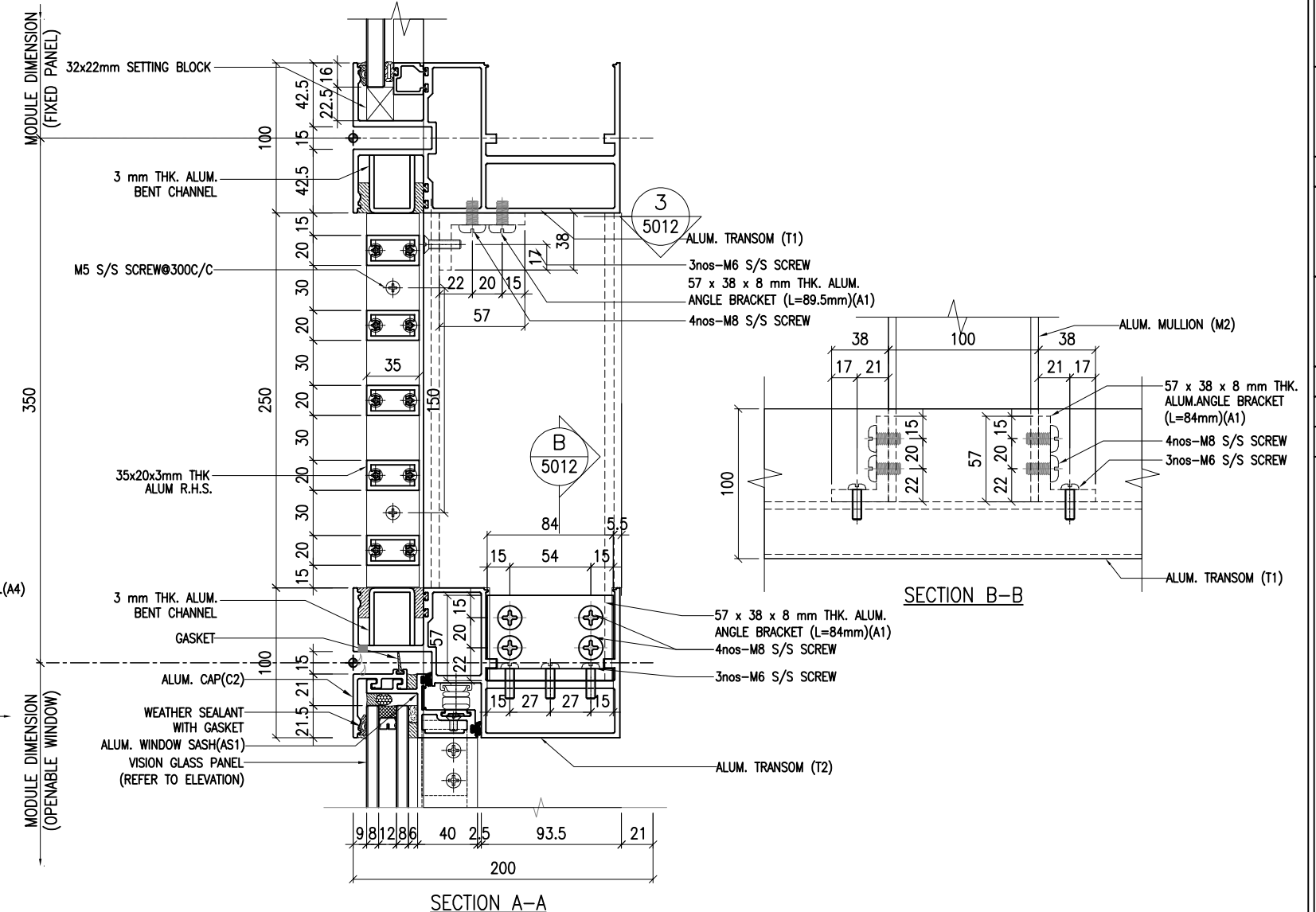
2 TYPICAL MULLION DETAIL  
5012 CURTAIN WALL



2A TYPICAL MULLION DETAIL  
5012 CURTAIN WALL



3 TYPICAL MULLION DETAIL  
5012 CURTAIN WALL



NOTE:  
1. ALL DIMENSIONS ARE IN mm.  
2. ALL ELEVATIONS ARE VIEWED FROM OUTSIDE.  
3. ALL DIMENSIONS TO BE VERIFIED ON SITE BEFORE FABRICATION.

LEGEND:  
X1 - DETAIL MARK NO.  
X001 - REFER SHEET NO.  
1. F.F.L. --- FINISHED FLOOR LEVEL  
2. S.F.L. --- STRUCTURAL FLOOR LEVEL  
3. (R) --- REVERSED DETAIL

A	20/9/2024	GENERAL REVISED	
NO.	DATE	REVISED	BY

CLIENT :  
**MILLION BASE PROPERTIES LIMITED**

ARCHITECT :  
**WONG TUNG & PARTNERS LIMITED**  
ARCHITECTS & PLANNERS

STRUCTURAL ENGINEER :  
**SYW & ASSOCIATES LTD.**  
STRUCTURAL ENGINEERS & AUTHORIZED PERSONS  
邵賢偉建築工程師

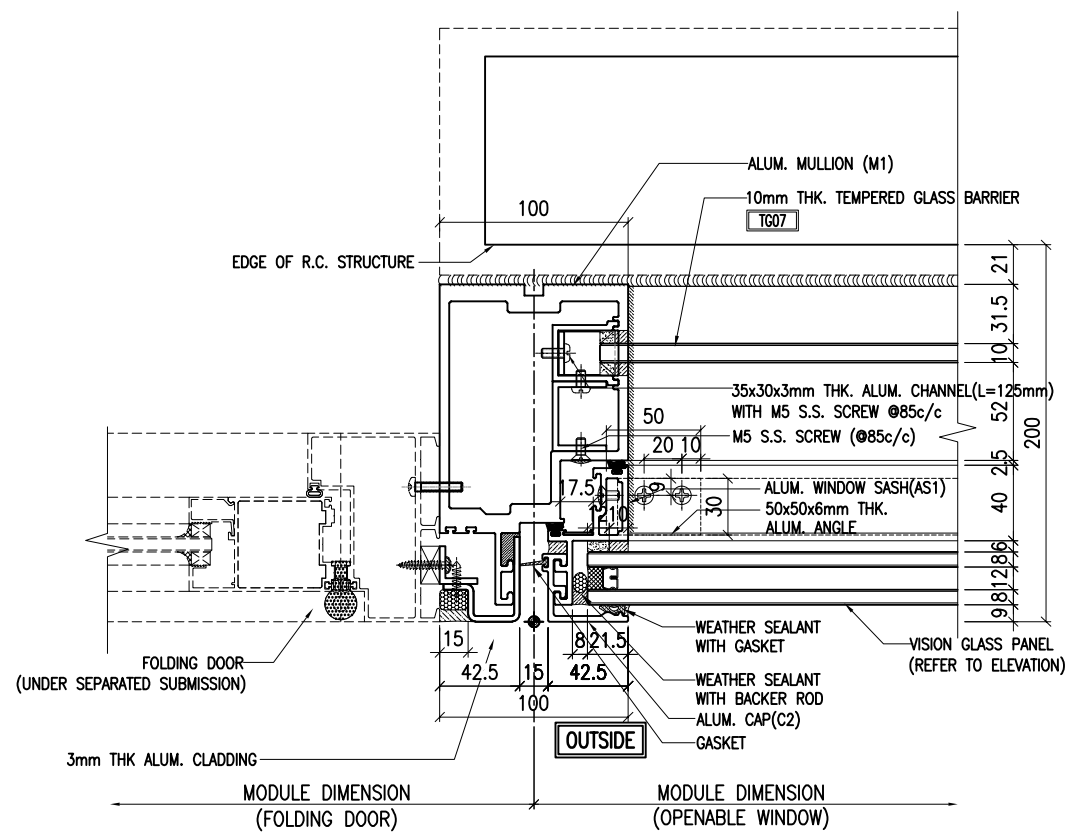
MAIN CONTRACTOR :  
**顯利工程有限公司**  
HIEN LEE ENGINEERING CO., LTD.  
**美特鋁質有限公司**  
MIDI ALUMINIUM FABRICATOR LTD.  
Units 6-8, Sunray Industrial Centre, 1/F  
610 Cha Kwo Ling Road, Kowloon  
Tel:23489211-4 Fax:(852)2727666

JOB NO. : J-861  
PROJECT : PROPOSED RESIDENTIAL DEVELOPMENT AT NOS. 3-6 GLENEALY, CENTRAL, HONG KONG

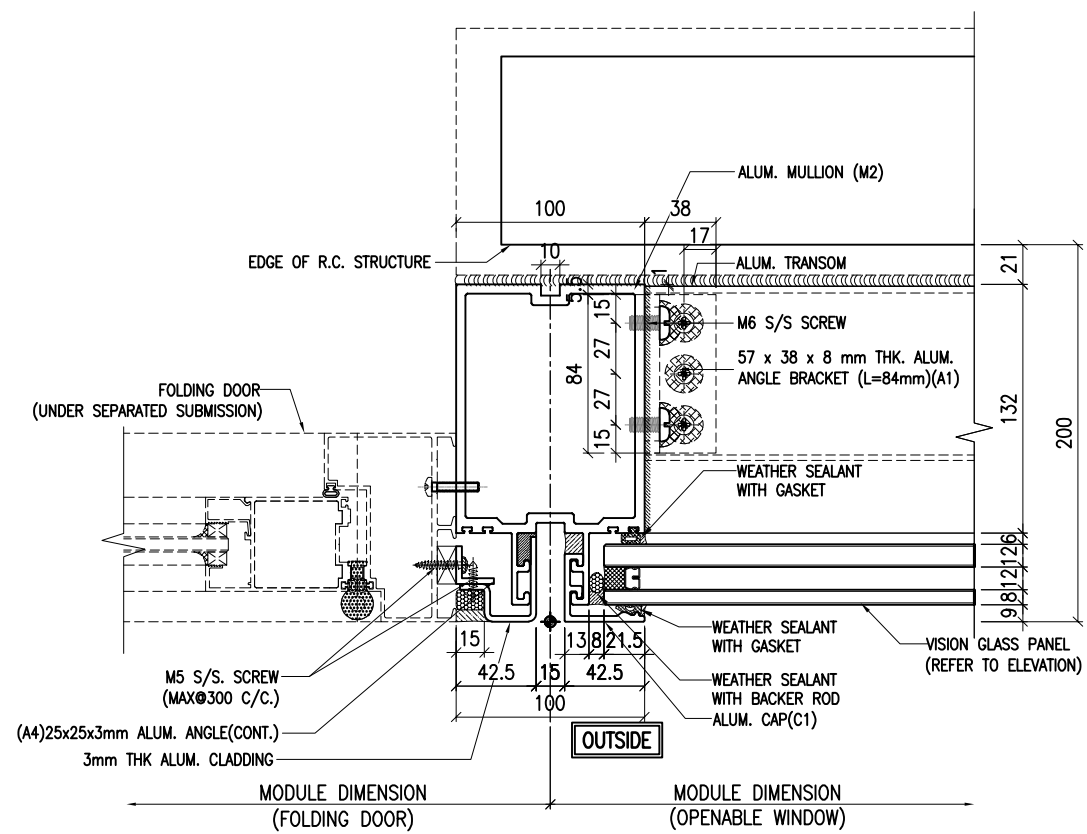
TITLE : TYPICAL MULLION DETAIL FOR CURTAIN WALL

DATE : 18-Jun.-24 SCALE : 1:2 (A1)  
DRAWN BY : Asing CHECKED BY :  
DWG NO. : J861-SD-CW-5012 REV. : A

WONG TUNG & PARTNERS LTD.	
APPROVED	
APPROVED AS NOTED	
APPROVED AS NOTED & RESUBMIT	
RESUBMIT	
NO COMMENT	
REFER OTHER CONSULTANT'S COMMENTS	
Reviewed for compliance with the design intent. Comments made shall apply as all similar conditions a detail, not an the exception.	
The approval shall not be construed as relieving the contractor of compliance with the contract documents & requirements.	
Reviewed By	Date

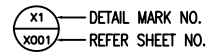


1  
5013 TYPICAL MULLION DETAIL  
CURTAIN WALL



2  
5013 TYPICAL MULLION DETAIL  
CURTAIN WALL

NOTE:  
1. ALL DIMENSIONS ARE IN mm.  
2. ALL ELEVATIONS ARE VIEWED FROM OUTSIDE.  
3. ALL DIMENSIONS TO BE VERIFIED ON SITE BEFORE FABRICATION.

LEGEND:  
  
 1. F.F.L. --- FINISHED FLOOR LEVEL  
 2. S.F.L. --- STRUCTURAL FLOOR LEVEL  
 3. (R) --- REVERSED DETAIL

A	20/9/2024	GENERAL REVISED	
NO.	DATE	REVISED	BY

CLIENT :  
**MILLION BASE PROPERTIES LIMITED**

ARCHITECT :  
**WONG TUNG & PARTNERS LIMITED**  
ARCHITECTS & PLANNERS

STRUCTURAL ENGINEER :  
**SYW & ASSOCIATES LTD.**  
STRUCTURAL ENGINEERS & AUTHORIZED PERSONS  
邵賢偉建築工程師

MAIN CONTRACTOR :  
**顯利工程有限公司**  
**HIEN LEE ENGINEERING CO., LTD.**

**美特鋁質有限公司**  
**MIDI ALUMINIUM FABRICATOR LTD.**  
Units 6-8, Sunray Industrial Centre, 1/F  
610 Cha Kwo Ling Road, Kowloon  
Tel:23489211-4 Fax:(852)2727666

JOB NO. : J-861

PROJECT :  
PROPOSED RESIDENTIAL  
DEVELOPMENT AT NOS. 3-6  
GLENEALY, CENTRAL, HONG KONG

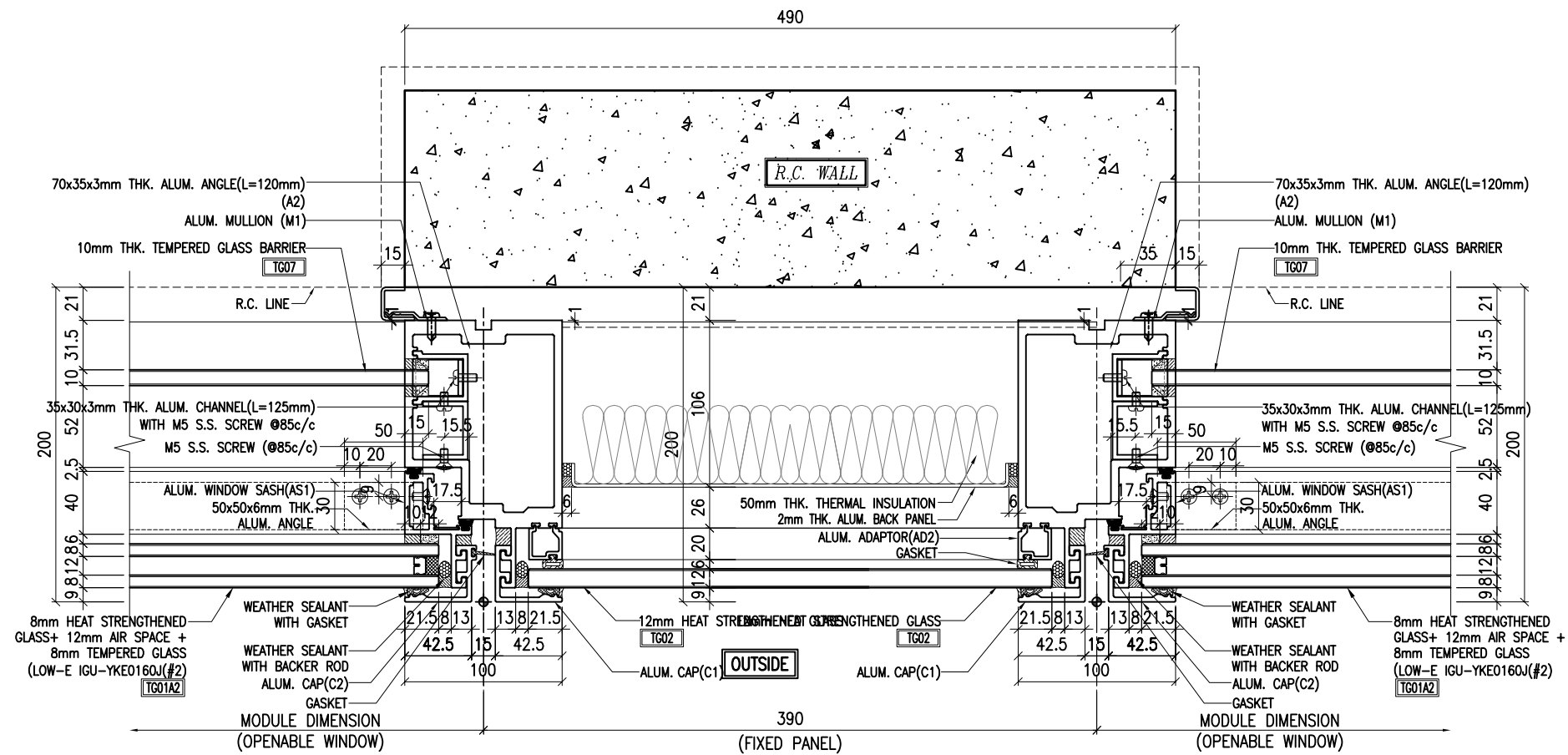
TITLE :  
TYPICAL MULLION DETAIL  
FOR CURTAIN WALL

DATE : 18-Jun.-24 SCALE : 1:2 (A1)

DRAWN BY : Asing CHECKED BY :

DWG NO. : J861-SD-CW-5013 REV. : A

WONG TUNG & PARTNERS LTD.	
APPROVED	
APPROVED AS NOTED	
APPROVED AS NOTED & RESUBMIT	
RESUBMIT	
NO COMMENT	
REFER OTHER CONSULTANT'S COMMENTS	
Reviewed for compliance with the design intent. Comments made shall apply to all similar conditions & details, not just the one noted. The approval shall not be construed as relieving the contractor of compliance with the contract documents & requirements.	
Reviewed By	Date



1  
5014 TYPICAL MULLION DETAIL  
CURTAIN WALL

NOTE:  
1. ALL DIMENSIONS ARE IN mm.  
2. ALL ELEVATIONS ARE VIEWED FROM OUTSIDE.  
3. ALL DIMENSIONS TO BE VERIFIED ON SITE BEFORE FABRICATION.

LEGEND:  

 1. F.F.L --- FINISHED FLOOR LEVEL  
 2. S.F.L --- STRUCTURAL FLOOR LEVEL  
 3. (R) --- REVERSED DETAIL

A	20/9/2024	GENERAL REVISED	
NO.	DATE	REVISED	BY

CLIENT :  
**MILLION BASE PROPERTIES LIMITED**

ARCHITECT :  
**WONG TUNG & PARTNERS LIMITED**  
ARCHITECTS & PLANNERS

STRUCTURAL ENGINEER :  
**SYW** SYW & ASSOCIATES LTD.  
REGISTERED ENGINEERS & AUTHORIZED PERSONS  
邵賢偉建築工程師

MAIN CONTRACTOR :  
**顯利工程有限公司**  
**HIEN LEE ENGINEERING CO., LTD.**

**美特鋁質有限公司**  
**MIDI ALUMINIUM FABRICATOR LTD.**  
Units 6-8, Sunray Industrial Centre, 1/F  
610 Cha Kwo Ling Road, Kowloon  
Tel:23489211-4 Fax:(852)2727666

JOB NO. : J-861

PROJECT :  
PROPOSED RESIDENTIAL  
DEVELOPMENT AT NOS. 3-6  
GLENEALY, CENTRAL, HONG KONG

TITLE :  
TYPICAL MULLION DETAIL  
FOR CURTAIN WALL

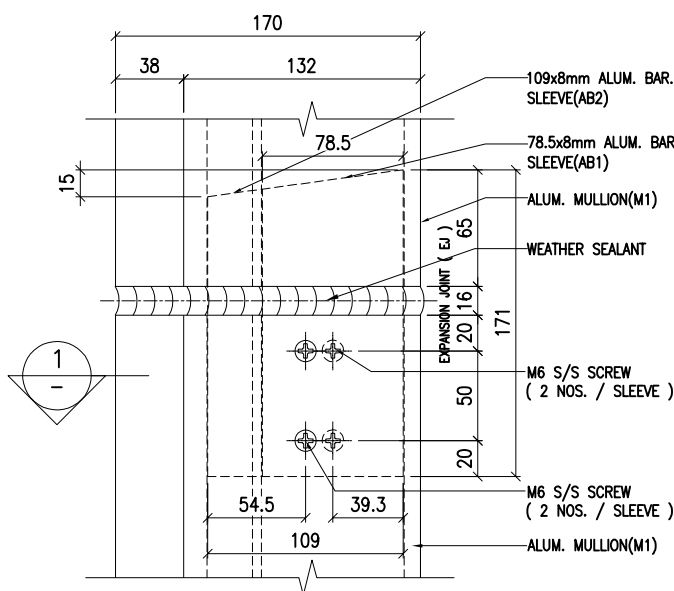
DATE : 18-Jun.-24 SCALE : 1:2 (A1)

DRAWN BY : Asing CHECKED BY :

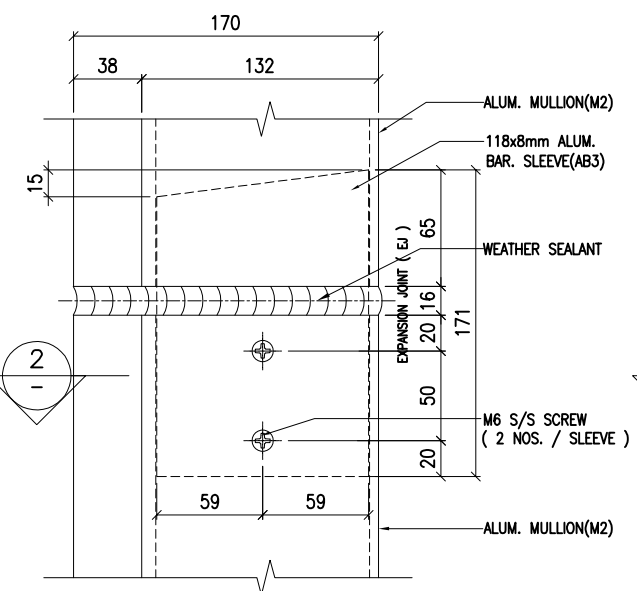
DWG NO. : J861-SD-CW-5014 REV. : A

WONG TUNG & PARTNERS LTD.	
APPROVED	
APPROVED AS NOTED	
APPROVED AS NOTED & RESUBMIT	
RESUBMIT	
NO COMMENT	
REFER OTHER CONSULTANT'S COMMENTS	
Reviewed for compliance with the design intent. Comments made shall apply as all similar conditions a detail, not just the one noted. The approval shall not be construed as relieving the contractor of compliance with the contract documents & requirements.	
Reviewed By	Date

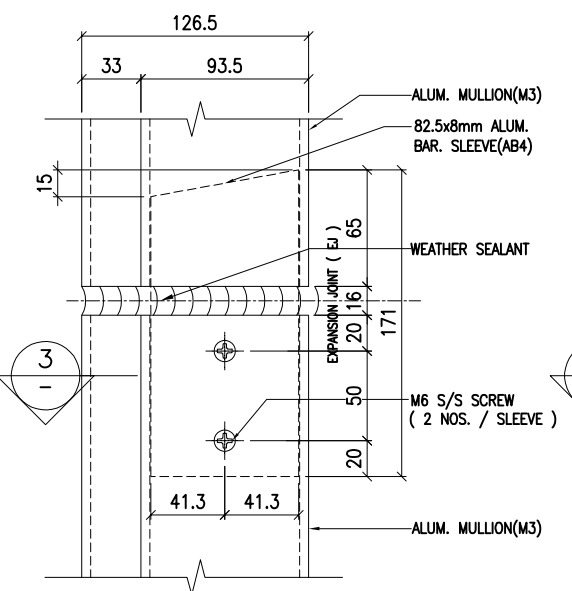




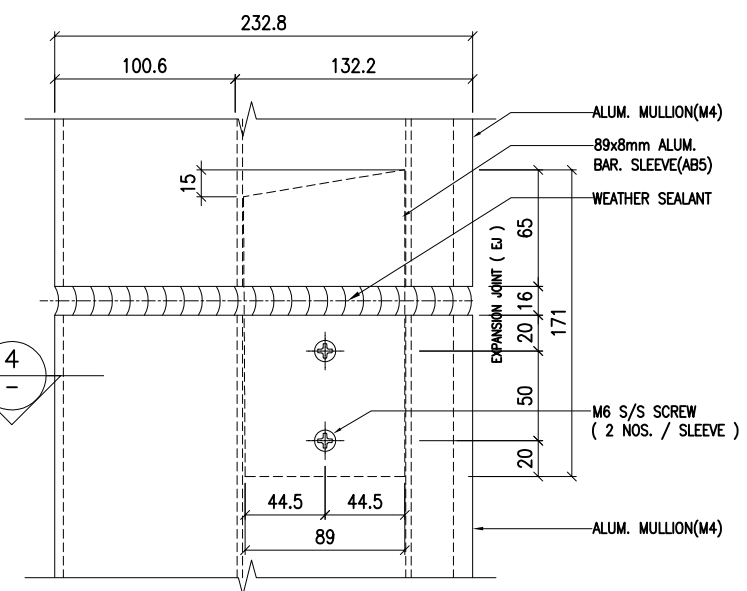
VIEW 1



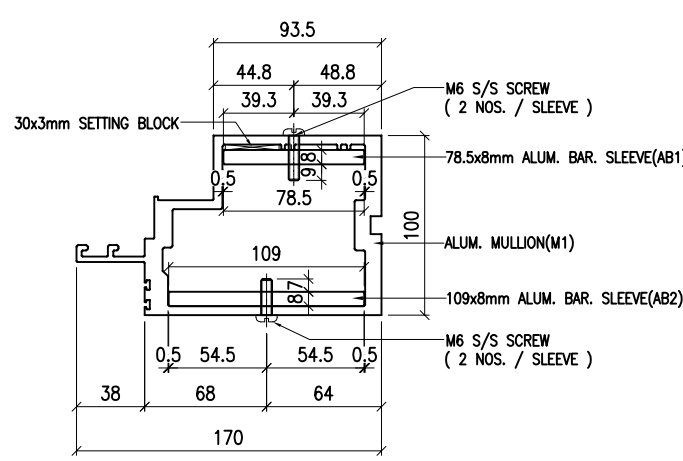
VIEW 2



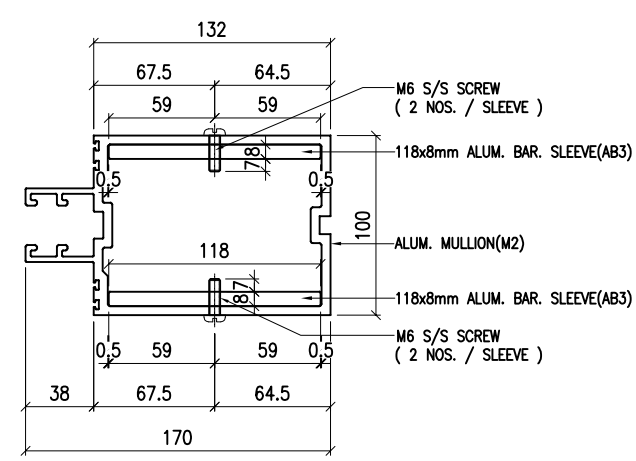
VIEW 3



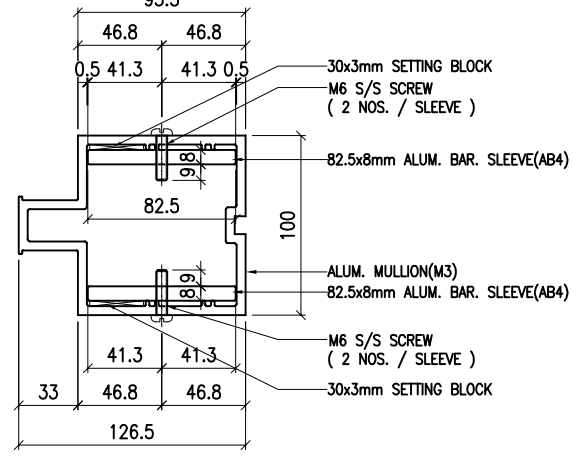
VIEW 4



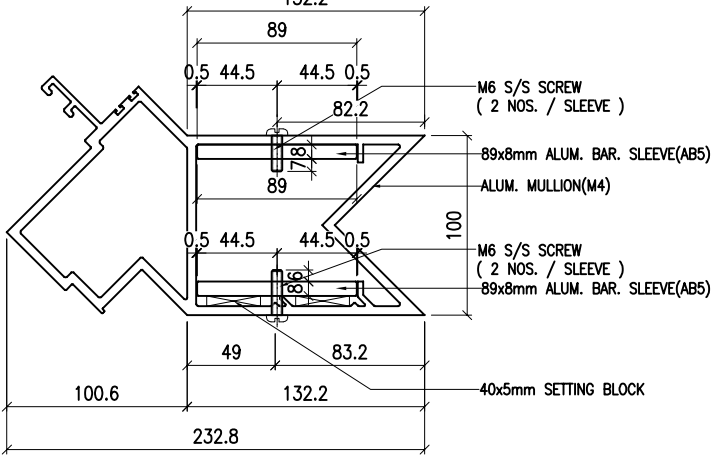
SECTION 1-1



SECTION 2-2



SECTION 3-3



SECTION 4-4

" ALUMINIUM CURTAIN WALL SLEEVE "

1 TYPICAL SLEEVE DETAIL  
5016 CURTAIN WALL

" ALUMINIUM CURTAIN WALL SLEEVE "

2 TYPICAL SLEEVE DETAIL  
5016 CURTAIN WALL

" ALUMINIUM CURTAIN WALL SLEEVE "

3 TYPICAL SLEEVE DETAIL  
5016 CURTAIN WALL

" ALUMINIUM CURTAIN WALL SLEEVE "

4 TYPICAL SLEEVE DETAIL  
5016 CURTAIN WALL

NOTE:  
1. ALL DIMENSIONS ARE IN mm.  
2. ALL ELEVATIONS ARE VIEWED FROM OUTSIDE.  
3. ALL DIMENSIONS TO BE VERIFIED ON SITE BEFORE FABRICATION.

LEGEND:  
X1 -- DETAIL MARK NO.  
X001 -- REFER SHEET NO.

1. F.F.L -- FINISHED FLOOR LEVEL  
2. S.F.L -- STRUCTURAL FLOOR LEVEL  
3. (R) -- REVERSED DETAIL

A	20/9/2024	GENERAL REVISED	
NO.	DATE	REVISED	BY

CLIENT :  
**MILLION BASE PROPERTIES LIMITED**

ARCHITECT :  
**WONG TUNG & PARTNERS LIMITED**  
ARCHITECTS & PLANNERS

STRUCTURAL ENGINEER :  
**SYW** SYW & ASSOCIATES LTD.  
REGISTERED ENGINEERS & AUTHORIZED PERSONS  
邵賢偉建築工程師

MAIN CONTRACTOR :  
**顯利工程有限公司**  
HIEN LEE ENGINEERING CO., LTD.  
**美特鋁質有限公司**  
MIDI ALUMINIUM FABRICATOR LTD.  
Units 6-8, Sunray Industrial Centre, 1/F  
610 Cha Kwo Ling Road, Kowloon  
Tel:23489211-4 Fax:(852)2727666

JOB NO. : J-861

PROJECT :  
PROPOSED RESIDENTIAL DEVELOPMENT AT NOS. 3-6 GLENEALY, CENTRAL, HONG KONG

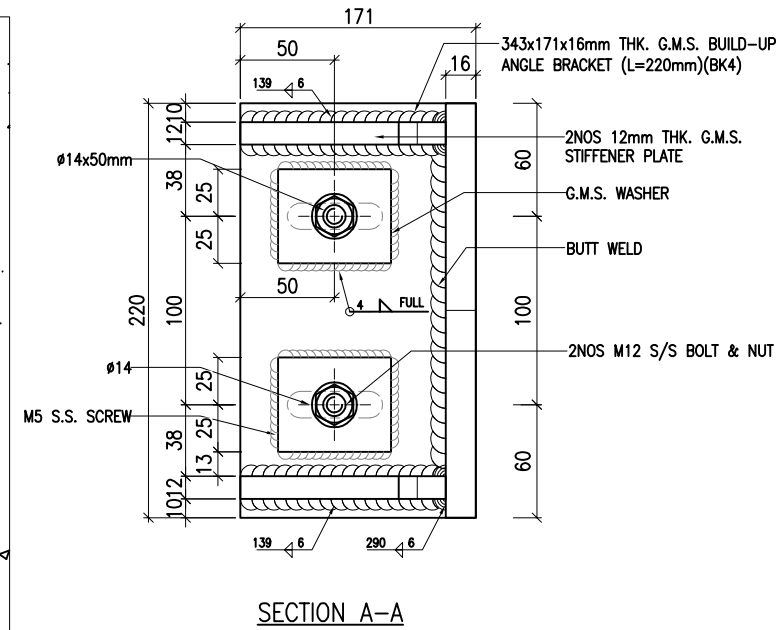
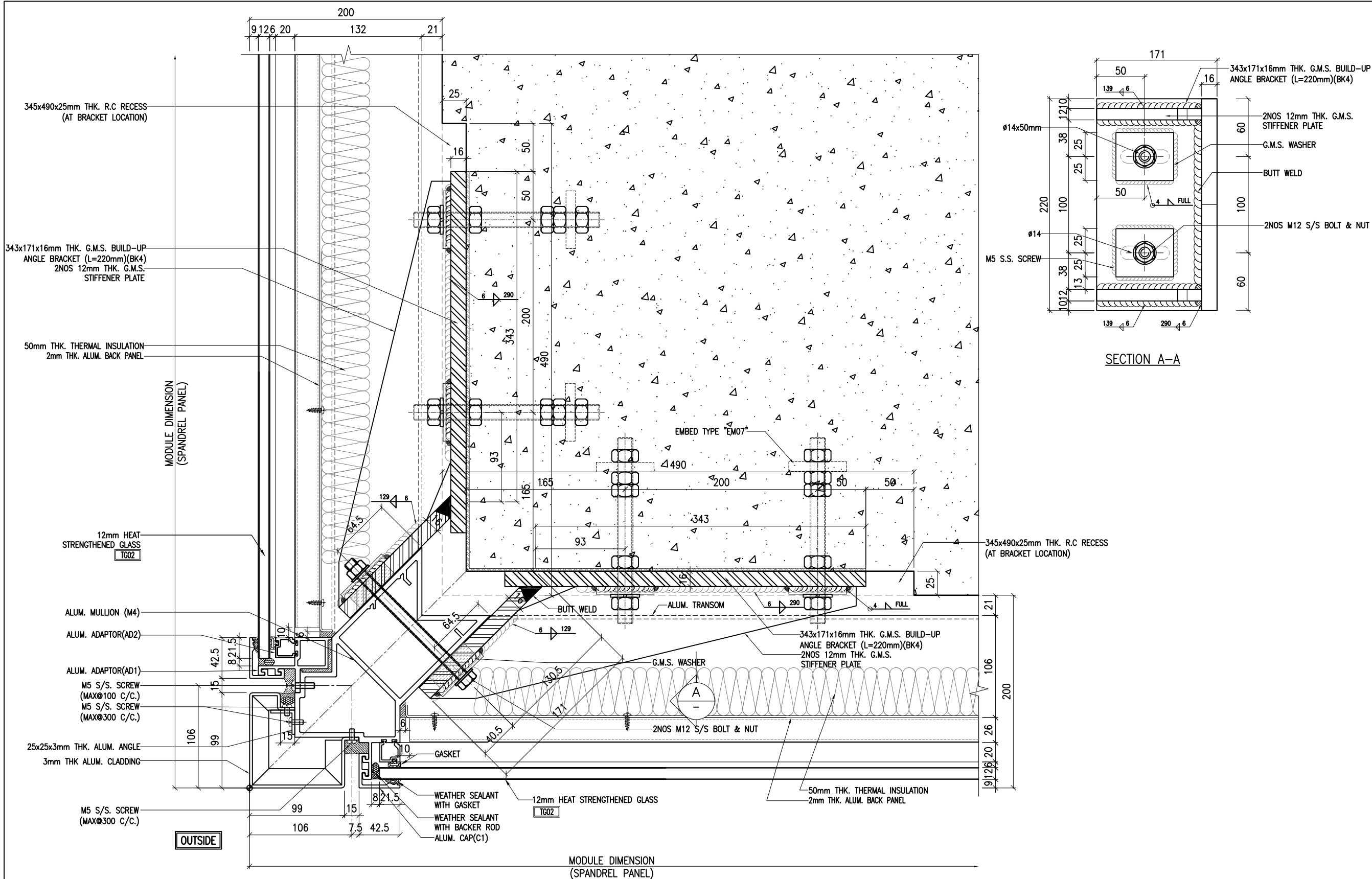
TITLE :  
TYPICAL MULLION DETAIL FOR CURTAIN WALL

DATE : 18-Jun.-24 SCALE : 1:2 (A1)

DRAWN BY : Asing CHECKED BY :

DWG NO. : J861-SD-CW-5016 REV. : A

WONG TUNG & PARTNERS LTD.	
APPROVED	
APPROVED AS NOTED	
APPROVED AS NOTED & RESUBMIT	
RESUBMIT	
NO COMMENT	
REFER OTHER CONSULTANT'S COMMENTS	
Reviewed for compliance with the design intent. Comments made shall apply as all similar conditions a detail, not just the one noted.	
The approval shall not be construed as relieving the contractor of compliance with the contract documents & requirements.	
Reviewed By	Date



**NOTE:**  
 1. ALL DIMENSIONS ARE IN mm.  
 2. ALL ELEVATIONS ARE VIEWED FROM OUTSIDE.  
 3. ALL DIMENSIONS TO BE VERIFIED ON SITE BEFORE FABRICATION.

**LEGEND:**  
 (X1) --- DETAIL MARK NO.  
 (X001) --- REFER SHEET NO.  
 1. F.F.L --- FINISHED FLOOR LEVEL  
 2. S.F.L --- STRUCTURAL FLOOR LEVEL  
 3. (R) --- REVERSED DETAIL

NO.	DATE	REVISED	BY

**CLIENT :**  
 MILLION BASE PROPERTIES LIMITED

**ARCHITECT :**  
 WONG TUNG & PARTNERS LIMITED  
 ARCHITECTS & PLANNERS

**STRUCTURAL ENGINEER :**  
 SYW SYW & ASSOCIATES LTD.  
 邵賢偉建築工程師

**MAIN CONTRACTOR :**  
 顯利工程有限公司  
 HIEN LEE ENGINEERING CO., LTD.

**MIDI ALUMINIUM FABRICATOR LTD.**  
 Units 6-8, Sunray Industrial Centre, 1/F  
 610 Cha Kwo Ling Road, Kowloon  
 Tel: 23489211-4 Fax: (852) 2727666

**JOB NO. :** J-861

**PROJECT :**  
 PROPOSED RESIDENTIAL DEVELOPMENT AT NOS. 3-6 GLENEALY, CENTRAL, HONG KONG

**TITLE :**  
 TYPICAL MULLION DETAIL FOR CURTAIN WALL

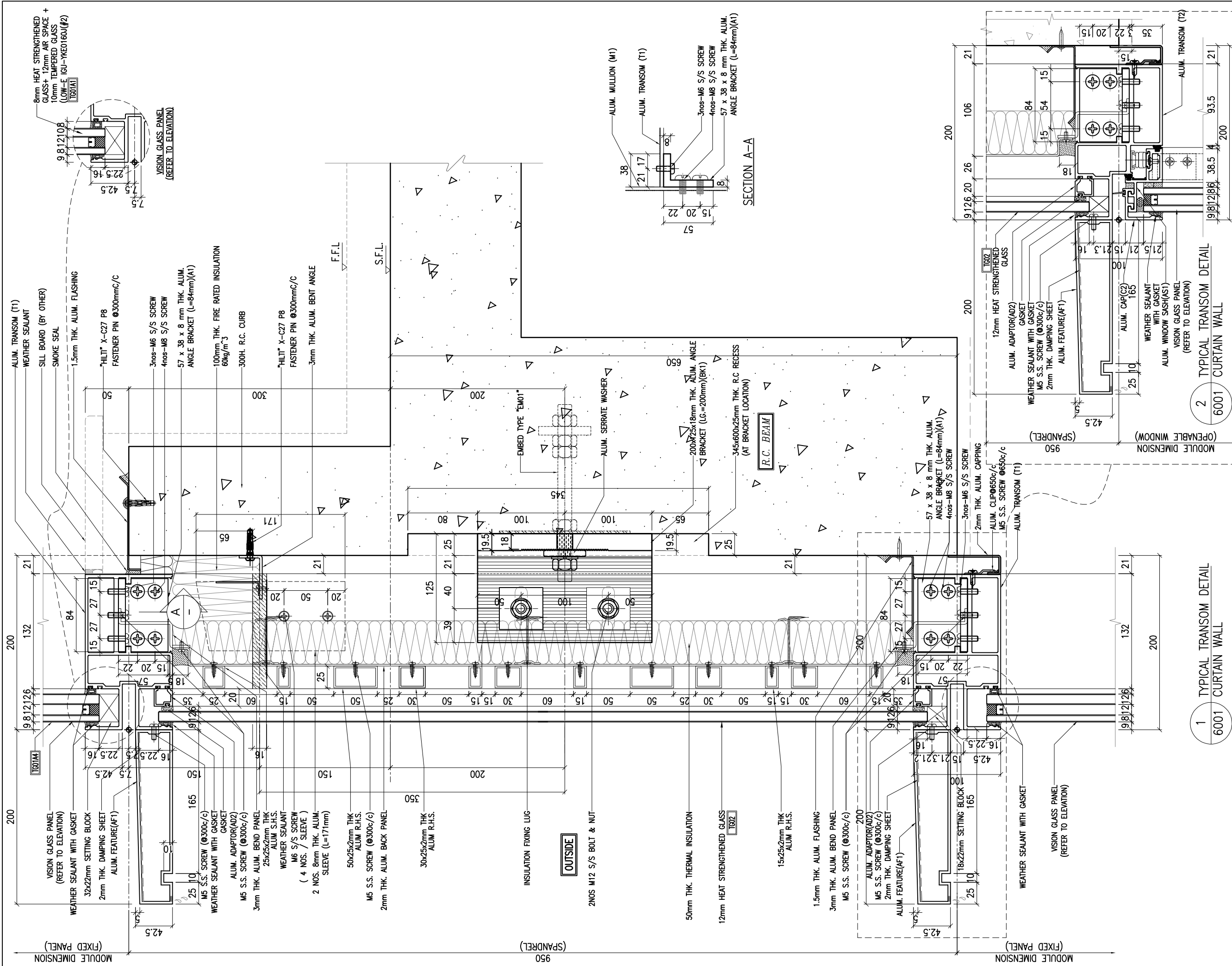
**DATE :** 18-Jun-24 **SCALE :** 1:2 (A1)

**DRAWN BY :** Asing **CHECKED BY :**

**DWG NO. :** J861-SD-CW-5017 **REV. :** -

1 TYPICAL CORNER DETAIL  
 5017 CURTAIN WALL  
 32/F & R/F CORNER DETAIL

WONG TUNG & PARTNERS LTD.	
APPROVED	
APPROVED AS NOTED	
APPROVED AS NOTED & RESUBMIT	
RESUBMIT	
NO COMMENT	
REFER OTHER CONSULTANT'S COMMENTS	
Reviewed for compliance with the design intent. Comments made shall apply to all similar conditions & details, not just the one noted. The approval shall not be construed as relieving the contractor of compliance with the contract documents & requirements.	
Reviewed By	Date



**NOTE:**  
 1. ALL DIMENSIONS ARE IN mm.  
 2. ALL ELEVATIONS ARE VIEWED FROM OUTSIDE.  
 3. ALL DIMENSIONS TO BE VERIFIED ON SITE BEFORE FABRICATION.

**LEGEND:**  
 (X1) --- DETAIL MARK NO.  
 (X001) --- REFER SHEET NO.

1. F.F.L. --- FINISHED FLOOR LEVEL  
 2. S.F.L. --- STRUCTURAL FLOOR LEVEL  
 3. (R) --- REVERSED DETAIL

A	20/9/2024	GENERAL REVISED	
NO.	DATE	REVISED	BY

CLIENT :  
**MILLION BASE PROPERTIES LIMITED**

ARCHITECT :  
**WONG TUNG & PARTNERS LIMITED**  
 ARCHITECTS & PLANNERS

STRUCTURAL ENGINEER :  
**SYW SYW & ASSOCIATES LTD.**  
REGISTERED ENGINEERS & ARCHITECTS (REGISTERED)  
 邵賢偉建築工程師

MAIN CONTRACTOR :  
**顯利工程有限公司**  
**HIEN LEE ENGINEERING CO., LTD.**  
**美特鋁質有限公司**  
**MIDI ALUMINIUM FABRICATOR LTD.**  
UNITS 6-8, SUNRAY INDUSTRIAL CENTRE, 1/F  
610 Cha Kwo Ling Road, Kowloon  
Tel: 23489211-4 Fax: (852) 2727666

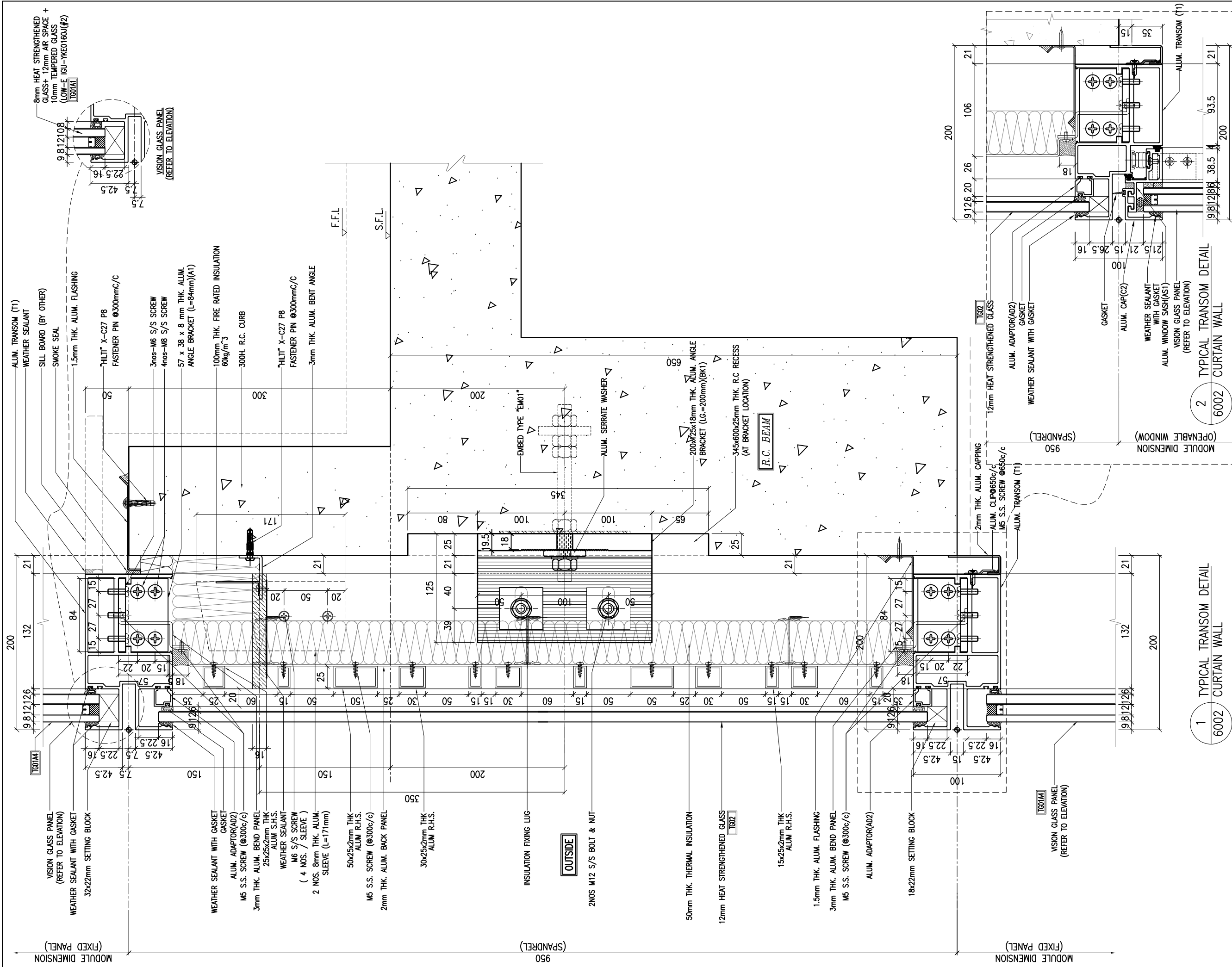
JOB NO. : J-861

PROJECT :  
 PROPOSED RESIDENTIAL DEVELOPMENT AT NOS. 3-6 GLENEALY, CENTRAL, HONG KONG

TITLE :  
 TYPICAL TRANSOM DETAIL FOR CURTAIN WALL

DATE : 18-Jun.-24	SCALE : 1:2 (A1)
DRAWN BY : Asing	CHECKED BY :
DWG NO. : J861-SD-CW-6001	REV. : A

WONG TUNG & PARTNERS LTD.	
APPROVED	
APPROVED AS NOTED	
APPROVED AS NOTED & RESUBMIT	
RESUBMIT	
NO COMMENT	
REFER OTHER CONSULTANT'S COMMENTS	
<small>Reviewed for compliance with the design intent. Comments made shall apply to all similar conditions &amp; details, not just the one noted.</small>	
<small>The approval shall not be construed as relieving the contractor of compliance with the contract documents &amp; requirements.</small>	
Reviewed By	Date



**NOTE:**  
 1. ALL DIMENSIONS ARE IN mm.  
 2. ALL ELEVATIONS ARE VIEWED FROM OUTSIDE.  
 3. ALL DIMENSIONS TO BE VERIFIED ON SITE BEFORE FABRICATION.

**LEGEND:**  
 X1 --- DETAIL MARK NO.  
 X001 --- REFER SHEET NO.

1. F.F.L --- FINISHED FLOOR LEVEL  
 2. S.F.L --- STRUCTURAL FLOOR LEVEL  
 3. (R) --- REVERSED DETAIL

A	20/9/2024	GENERAL REVISED	
NO.	DATE	REVISED	BY

**CLIENT:**  
 MILLION BASE PROPERTIES LIMITED

**ARCHITECT:**  
 WONG TUNG & PARTNERS LIMITED  
 ARCHITECTS & PLANNERS

**STRUCTURAL ENGINEER:**  
 SYW SYW & ASSOCIATES LTD.  
 邵賢偉建築工程師

**MAIN CONTRACTOR:**  
 顯利工程有限公司  
 HIEN LEE ENGINEERING CO., LTD.

**美特鋁質有限公司**  
 MIDI ALUMINIUM FABRICATOR LTD.  
 Units 6-8, Sunray Industrial Centre, 1/F  
 610 Cha Kwo Ling Road, Kowloon  
 Tel: 23489211-4 Fax: (852) 2727666

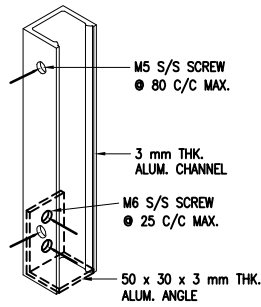
**JOB NO.:** J-861

**PROJECT:**  
 PROPOSED RESIDENTIAL DEVELOPMENT AT NOS. 3-6 GLENEALY, CENTRAL, HONG KONG

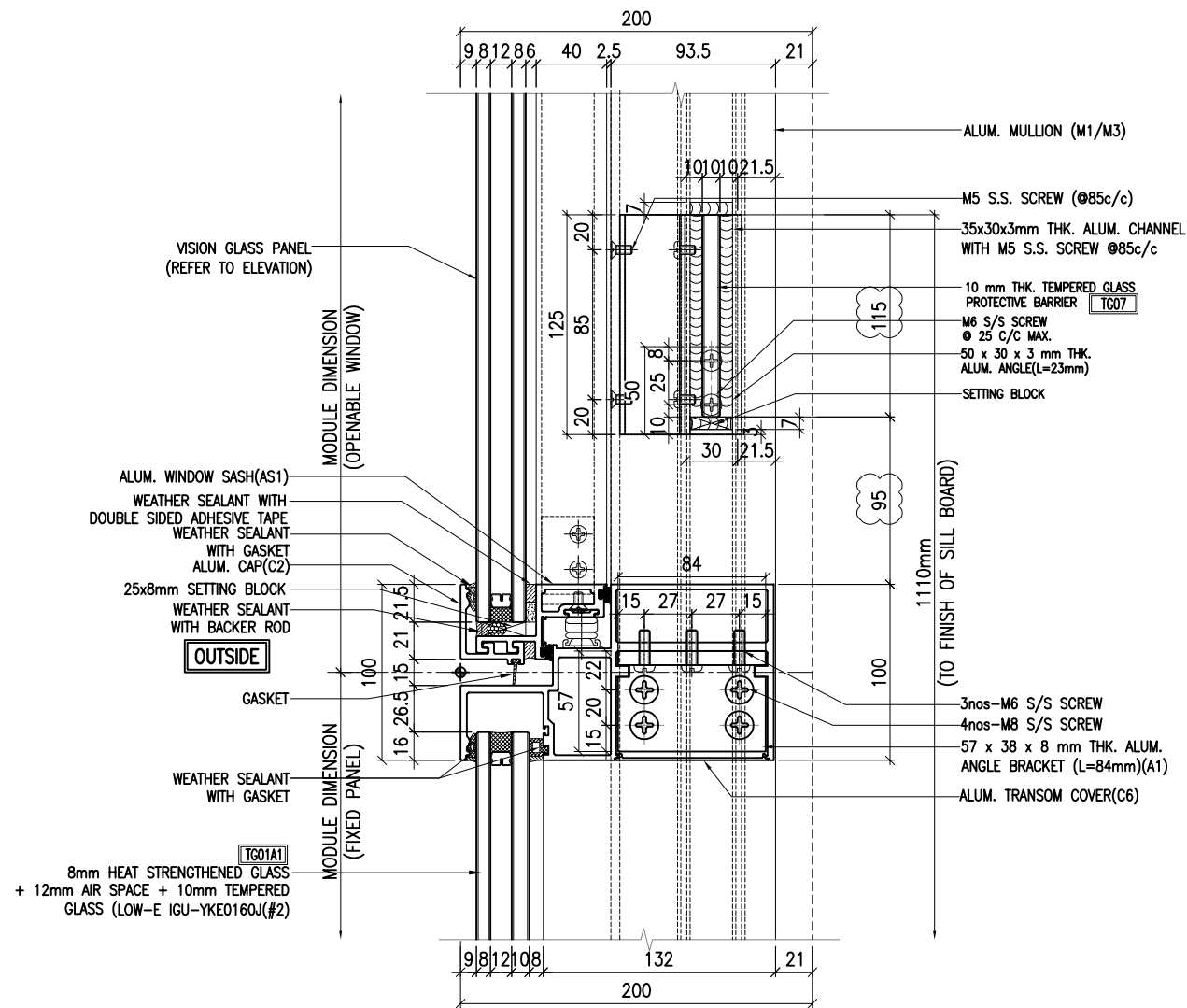
**TITLE:**  
 TYPICAL TRANSOM DETAIL FOR CURTAIN WALL

**DATE:** 18-Jun.-24 **SCALE:** 1:2 (A1)  
**DRAWN BY:** :Asing **CHECKED BY:**  
**DWG NO.:** J861-SD-CW-6002 **REV.:** A

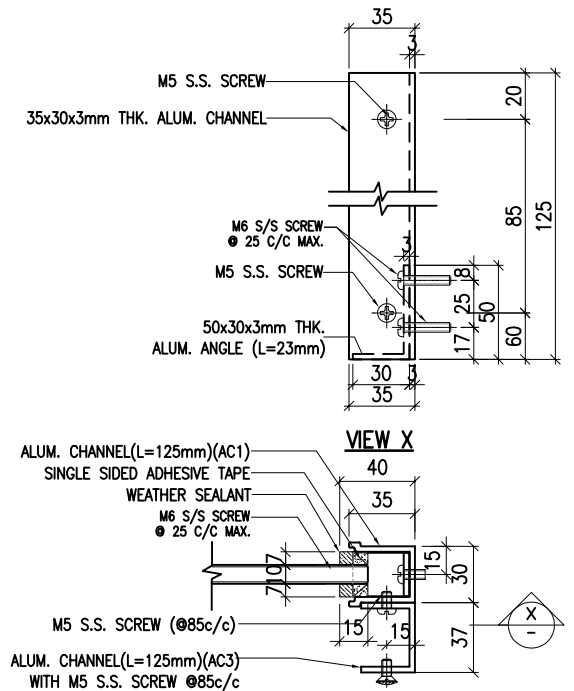
<b>WONG TUNG &amp; PARTNERS LTD.</b>	
APPROVED	
APPROVED AS NOTED	
APPROVED AS NOTED & RESUBMIT	
RESUBMIT	
NO COMMENT	
REFER OTHER CONSULTANT'S COMMENTS	
Reviewed for compliance with the design intent. Comments made shall apply to all similar conditions & details, not just the one noted.	
The approval shall not be construed as referring the contractor for compliance with the contract documents & requirements.	
Reviewed By	Date



" ISOMETRIC VIEW OF TYPICAL " FIXING OF ALUM. CHANNEL



1 TYPICAL TRANSOM DETAIL 6003 CURTAIN WALL



TYPICAL DETAIL FOR TG-07 10mm THK. GLASS BARRIER

**NOTE :**  
 1. ALL DIMENSIONS ARE IN mm.  
 2. ALL ELEVATIONS ARE VIEWED FROM OUTSIDE.  
 3. ALL DIMENSIONS TO BE VERIFIED ON SITE BEFORE FABRICATION.

**LEGEND :**  
 (X1) --- DETAIL MARK NO.  
 (X001) --- REFER SHEET NO.

1. F.F.L --- FINISHED FLOOR LEVEL  
 2. S.F.L --- STRUCTURAL FLOOR LEVEL  
 3. (R) --- REVERSED DETAIL

No.	20/9/2024	GENERAL REVISED	BY
-----	-----------	-----------------	----

CLIENT :  
**MILLION BASE PROPERTIES LIMITED**

ARCHITECT :  
**WONG TUNG & PARTNERS LIMITED**  
 ARCHITECTS & PLANNERS

STRUCTURAL ENGINEER :  
**SYW** SYW & ASSOCIATES LTD.  
 邵賢偉建築工程師

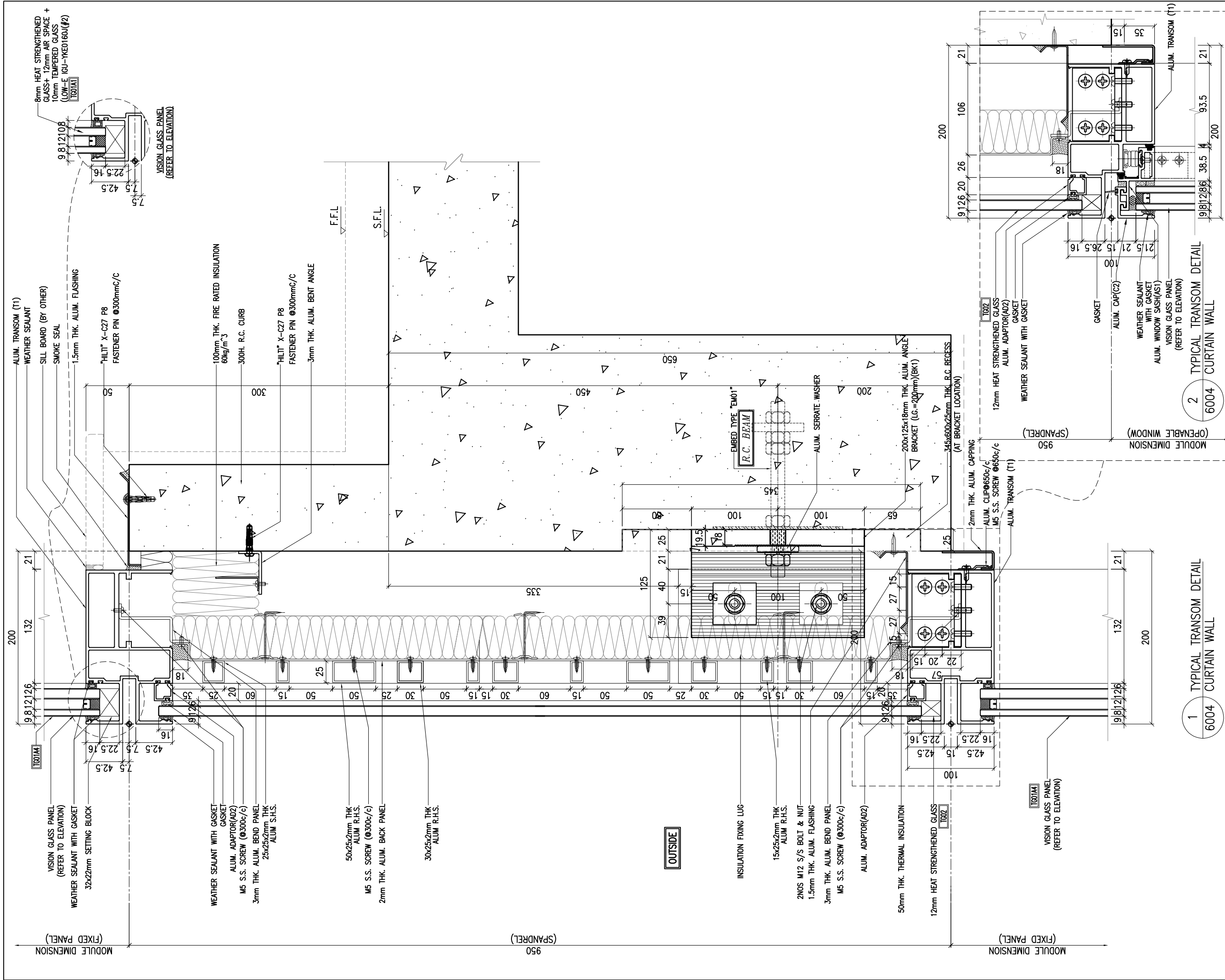
MAIN CONTRACTOR :  
**顯利工程有限公司**  
**HIEN LEE ENGINEERING CO., LTD.**  
**美特鋁質有限公司**  
**MIDI ALUMINIUM FABRICATOR LTD.**  
 Units 6-8, Sunray Industrial Centre, 1/F  
 610 Cha Kwo Ling Road, Kowloon  
 Tel:23489211-4 Fax:(852)2727666

JOB NO. : J-861  
 PROJECT : PROPOSED RESIDENTIAL DEVELOPMENT AT NOS. 3-6 GLENEALY, CENTRAL, HONG KONG

TITLE : TYPICAL TRANSOM DETAIL FOR CURTAIN WALL

DATE : 18-Jun.-24 SCALE : 1:2 (A1)  
 DRAWN BY : Asing CHECKED BY :  
 DWG NO. : J861-SD-CW-6003 REV. : A

WONG TUNG & PARTNERS LTD.	
APPROVED	
APPROVED AS NOTED	
APPROVED AS NOTED & RESUBMIT	
RESUBMIT	
NO COMMENT	
REFER OTHER CONSULTANT'S COMMENTS	
Reviewed for compliance with the design intent. Comments made shall apply to all similar conditions & details, not just the one noted.	
The approval shall not be construed as relieving the contractor of compliance with the contract documents & requirements.	
Reviewed By	Date



**NOTE:**  
 1. ALL DIMENSIONS ARE IN mm.  
 2. ALL ELEVATIONS ARE VIEWED FROM OUTSIDE.  
 3. ALL DIMENSIONS TO BE VERIFIED ON SITE BEFORE FABRICATION.

**LEGEND:**  
 (X1) --- DETAIL MARK NO.  
 (X001) --- REFER SHEET NO.

1. F.F.L. --- FINISHED FLOOR LEVEL  
 2. S.F.L. --- STRUCTURAL FLOOR LEVEL  
 3. (R) --- REVERSED DETAIL

A	20/9/2024	GENERAL REVISED	
NO.	DATE	REVISED	BY

**CLIENT:**  
 MILLION BASE PROPERTIES LIMITED

**ARCHITECT:**  
 WONG TUNG & PARTNERS LIMITED  
 ARCHITECTS & PLANNERS

**STRUCTURAL ENGINEER:**  
 SYW SYW & ASSOCIATES LTD.  
 REGISTERED ENGINEERS & ARCHITECTS (P.R.O.)  
 邵賢偉建築工程師

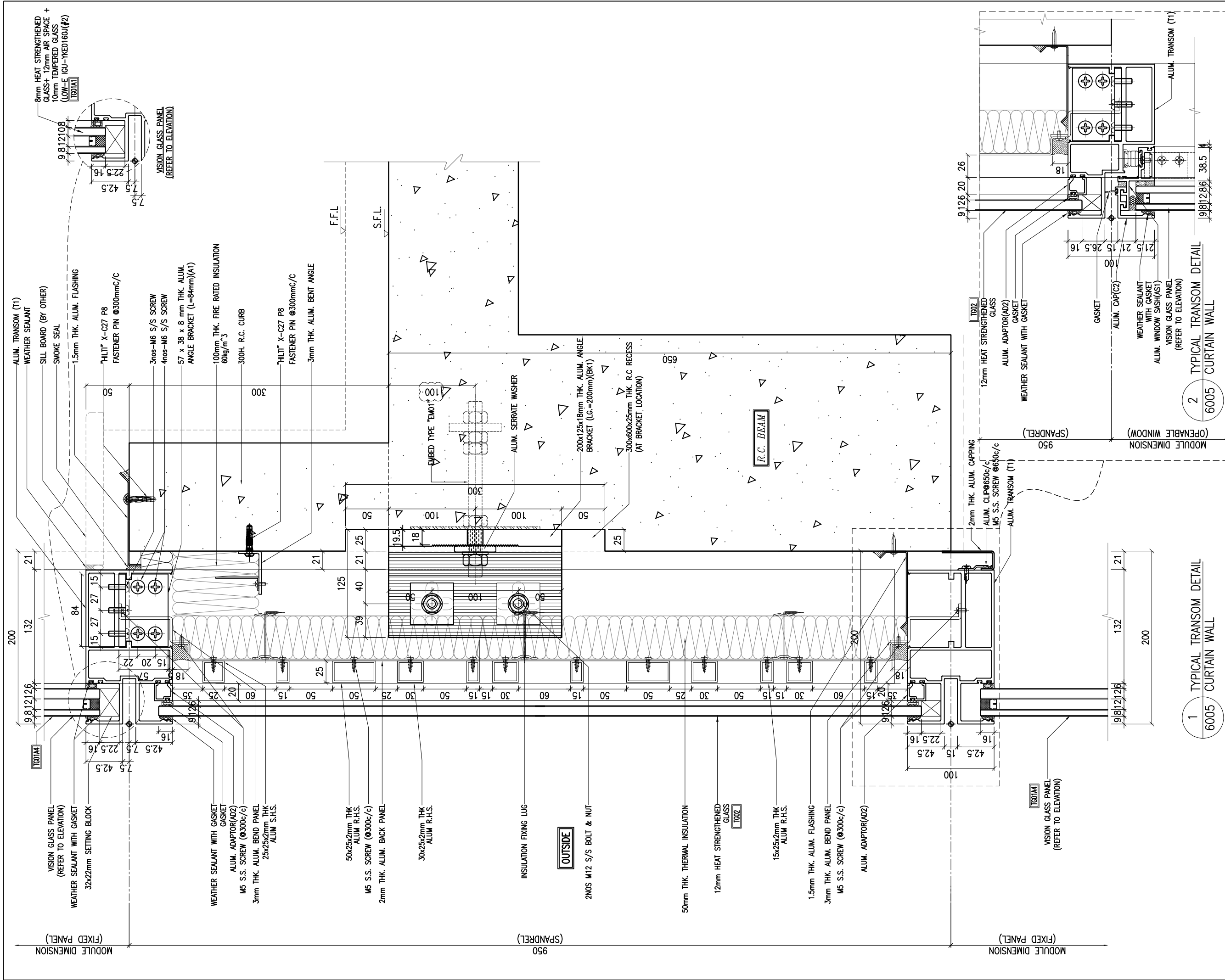
**MAIN CONTRACTOR:**  
 顯利工程有限公司  
 HIEN LEE ENGINEERING CO., LTD.  
 美特鋁質有限公司  
 MIDI ALUMINIUM FABRICATOR LTD.  
 Units 6-8, Sunray Industrial Centre, 1/F  
 610 Cha Kwo Ling Road, Kowloon  
 Tel: 23489211-4 Fax: (852) 2727666

**JOB NO.:** J-861  
**PROJECT:** PROPOSED RESIDENTIAL DEVELOPMENT AT NOS. 3-6 GLENEALY, CENTRAL, HONG KONG

**TITLE:** TYPICAL TRANSOM DETAIL FOR CURTAIN WALL

**DATE:** 18-Jun.-24 **SCALE:** 1:2 (A1)  
**DRAWN BY:** :Asing **CHECKED BY:**  
**DWG NO.:** J861-SD-CW-6004 **REV.:** A

WONG TUNG & PARTNERS LTD.	
APPROVED	
APPROVED AS NOTED	
APPROVED AS NOTED & RESUBMIT	
RESUBMIT	
NO COMMENT	
REFER OTHER CONSULTANT'S COMMENTS	
Revised or complianes with the design intent. Comments made shall apply as all similar conditions a details, not just the one noted.	
The approval shall not be construed as relieving the contractor of compliance with the contract documents & requirements.	
Reviewed By	Date



**NOTE:**  
 1. ALL DIMENSIONS ARE IN mm.  
 2. ALL ELEVATIONS ARE VIEWED FROM OUTSIDE.  
 3. ALL DIMENSIONS TO BE VERIFIED ON SITE BEFORE FABRICATION.

**LEGEND:**  
 (X1) --- DETAIL MARK NO.  
 (X001) --- REFER SHEET NO.

1. F.F.L. --- FINISHED FLOOR LEVEL  
 2. S.F.L. --- STRUCTURAL FLOOR LEVEL  
 3. (R) --- REVERSED DETAIL

A	20/9/2024	GENERAL REVISED	
NO.	DATE	REVISED	BY

**CLIENT:**  
 MILLION BASE PROPERTIES LIMITED

**ARCHITECT:**  
 WONG TUNG & PARTNERS LIMITED  
 ARCHITECTS & PLANNERS

**STRUCTURAL ENGINEER:**  
 SYW SYW & ASSOCIATES LTD.  
 邵賢偉建築工程師

**MAIN CONTRACTOR:**  
 顯利工程有限公司  
 HIEN LEE ENGINEERING CO., LTD.

美特鋁質有限公司  
 MIDI ALUMINIUM FABRICATOR LTD.  
 Units 6-8, Sunray Industrial Centre, 1/F  
 610 Cha Kwo Ling Road, Kowloon  
 Tel: 23489211-4 Fax: (852) 2727666

**JOB NO.:** J-861

**PROJECT:**  
 PROPOSED RESIDENTIAL DEVELOPMENT AT NOS. 3-6 GLENEALY, CENTRAL, HONG KONG

**TITLE:**  
 TYPICAL TRANSOM DETAIL FOR CURTAIN WALL

**DATE:** 18-Jun.-24 **SCALE:** 1:2 (A1)

**DRAWN BY:** Asing **CHECKED BY:**

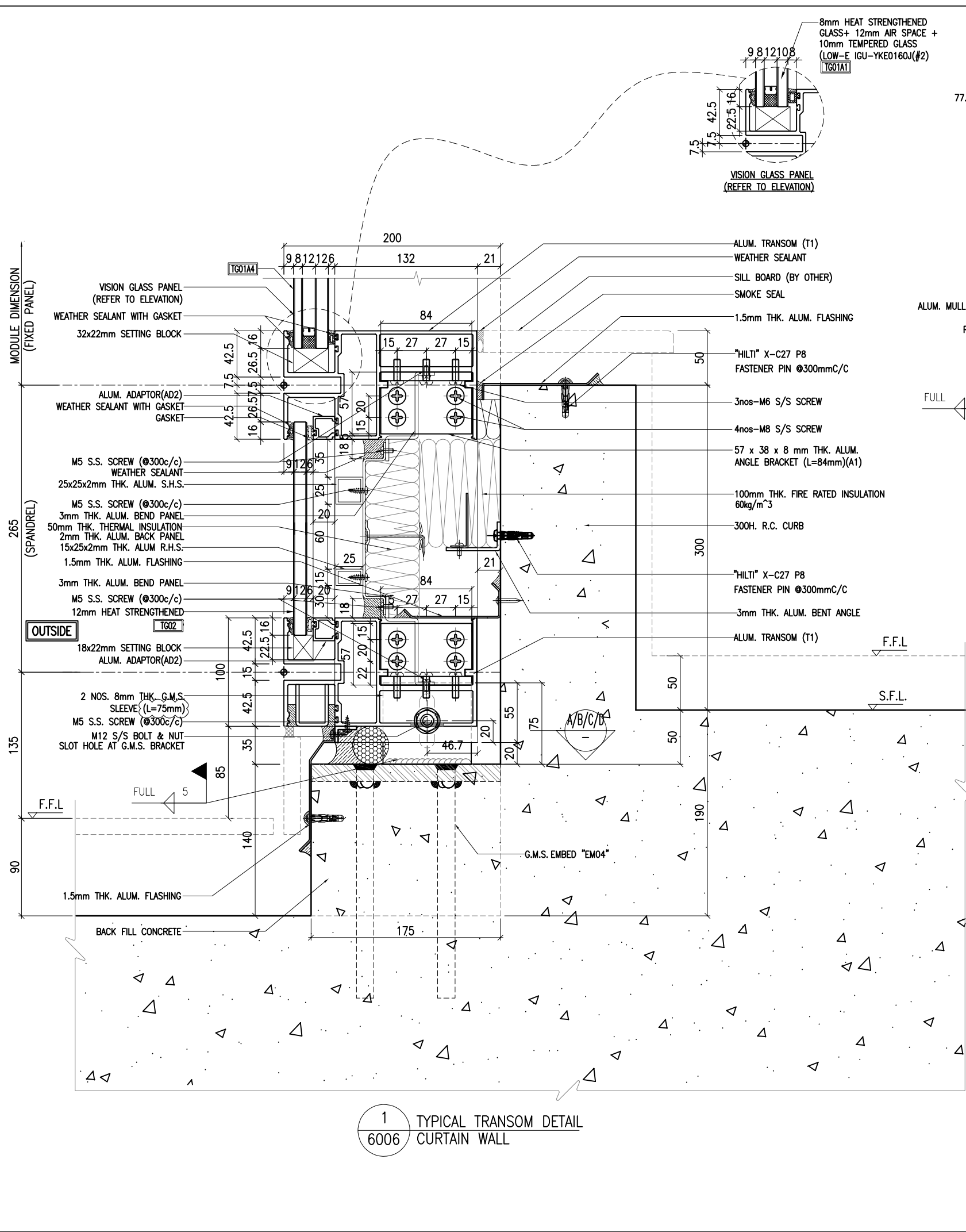
**DWG NO.:** J861-SD-CW-6005 **REV.:** A

**WONG TUNG & PARTNERS LTD.**

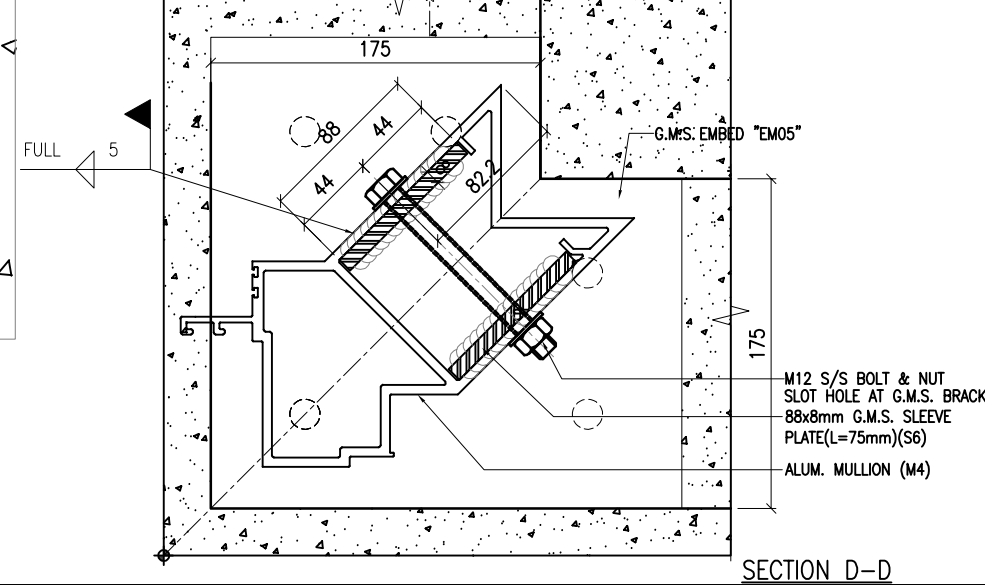
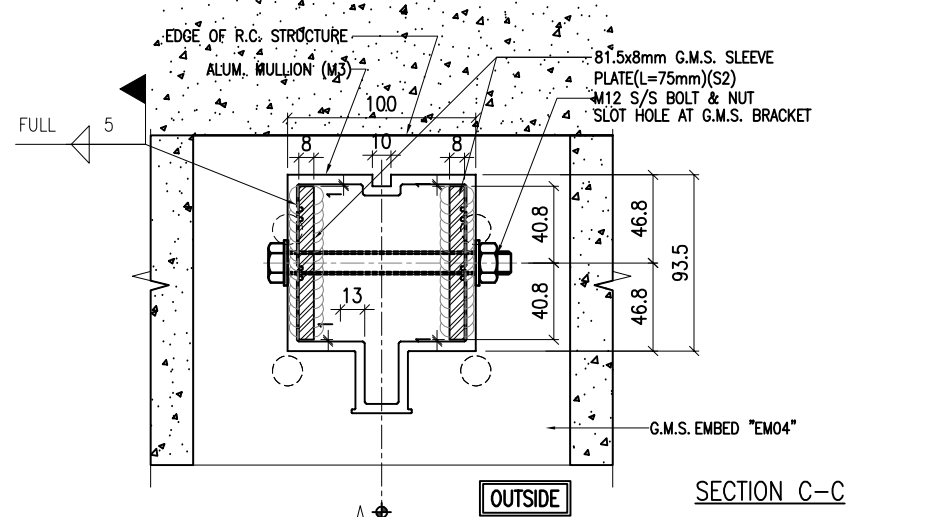
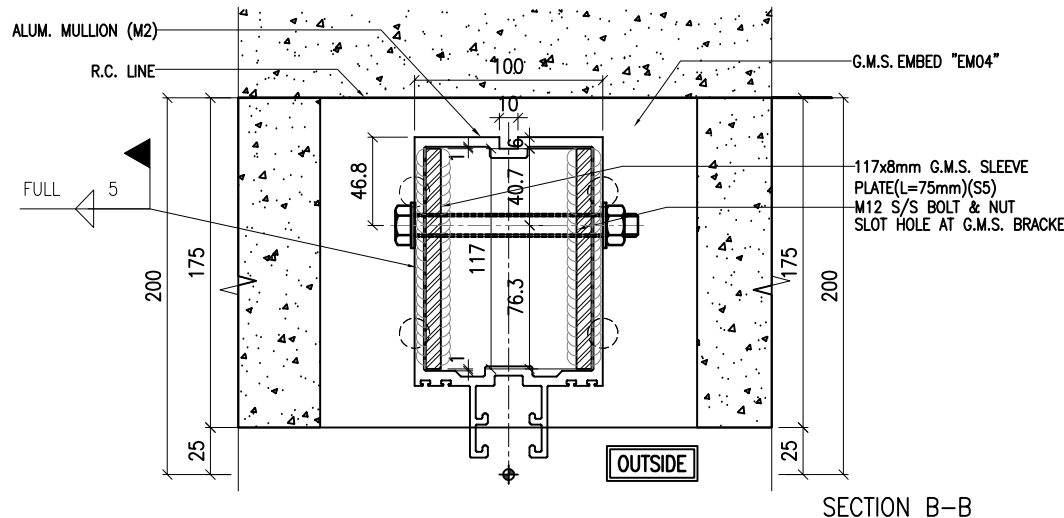
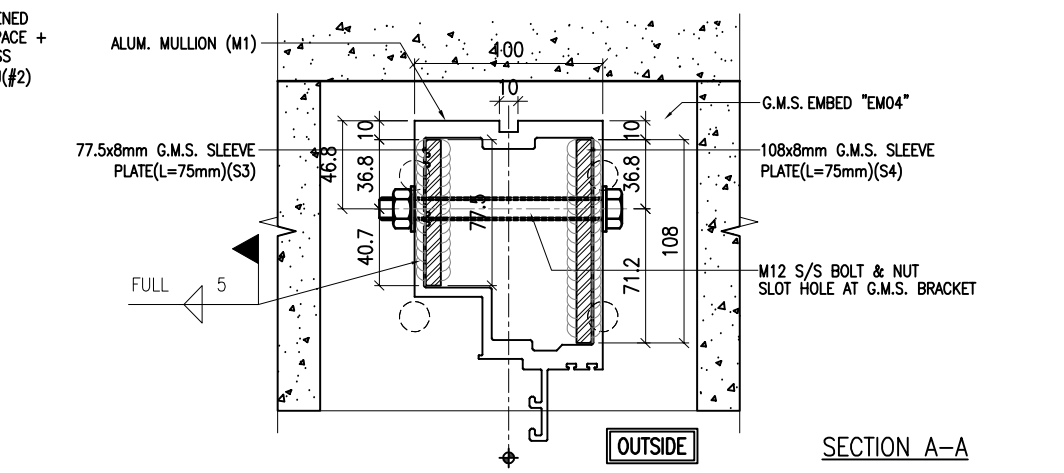
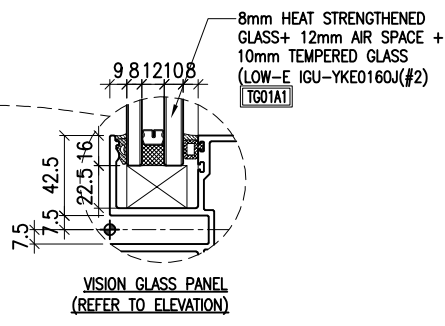
APPROVED	
APPROVED AS NOTED	
APPROVED AS NOTED & RESUBMIT	
RESUBMIT	
NO COMMENT	
REFER OTHER CONSULTANT'S COMMENTS	

Revised or complies with the design intent. Comments made shall apply as all similar conditions a detail, not just the one noted.  
 The approval shall not be construed as relieving the contractor of compliance with the contract documents & requirements.

Reviewed By: \_\_\_\_\_ Date: \_\_\_\_\_



1 TYPICAL TRANSOM DETAIL  
6006 CURTAIN WALL



**NOTE:**  
1. ALL DIMENSIONS ARE IN mm.  
2. ALL ELEVATIONS ARE VIEWED FROM OUTSIDE.  
3. ALL DIMENSIONS TO BE VERIFIED ON SITE BEFORE FABRICATION.

**LEGEND:**  
X1 -- DETAIL MARK NO.  
X001 -- REFER SHEET NO.

1. F.F.L -- FINISHED FLOOR LEVEL  
2. S.F.L -- STRUCTURAL FLOOR LEVEL  
3. (R) -- REVERSED DETAIL

A	20/9/2024	GENERAL REVISED	
NO.	DATE	REVISED	BY

**CLIENT:**  
**MILLION BASE PROPERTIES LIMITED**

**ARCHITECT:**  
**WONG TUNG & PARTNERS LIMITED**  
ARCHITECTS & PLANNERS

**STRUCTURAL ENGINEER:**  
**SYW SYW & ASSOCIATES LTD.**  
REGISTERED CIVIL ENGINEERS & AUTHORIZED PERSONS  
**邵賢偉建築工程師**

**MAIN CONTRACTOR:**  
**顯利工程有限公司**  
**HIEN LEE ENGINEERING CO., LTD.**

**美特鋁質有限公司**  
**MIDI ALUMINIUM FABRICATOR LTD.**  
Units 6-8, Sunray Industrial Centre, 1/F  
610 Cha Kwo Ling Road, Kowloon  
Tel:23489211-4 Fax:(852)2727666

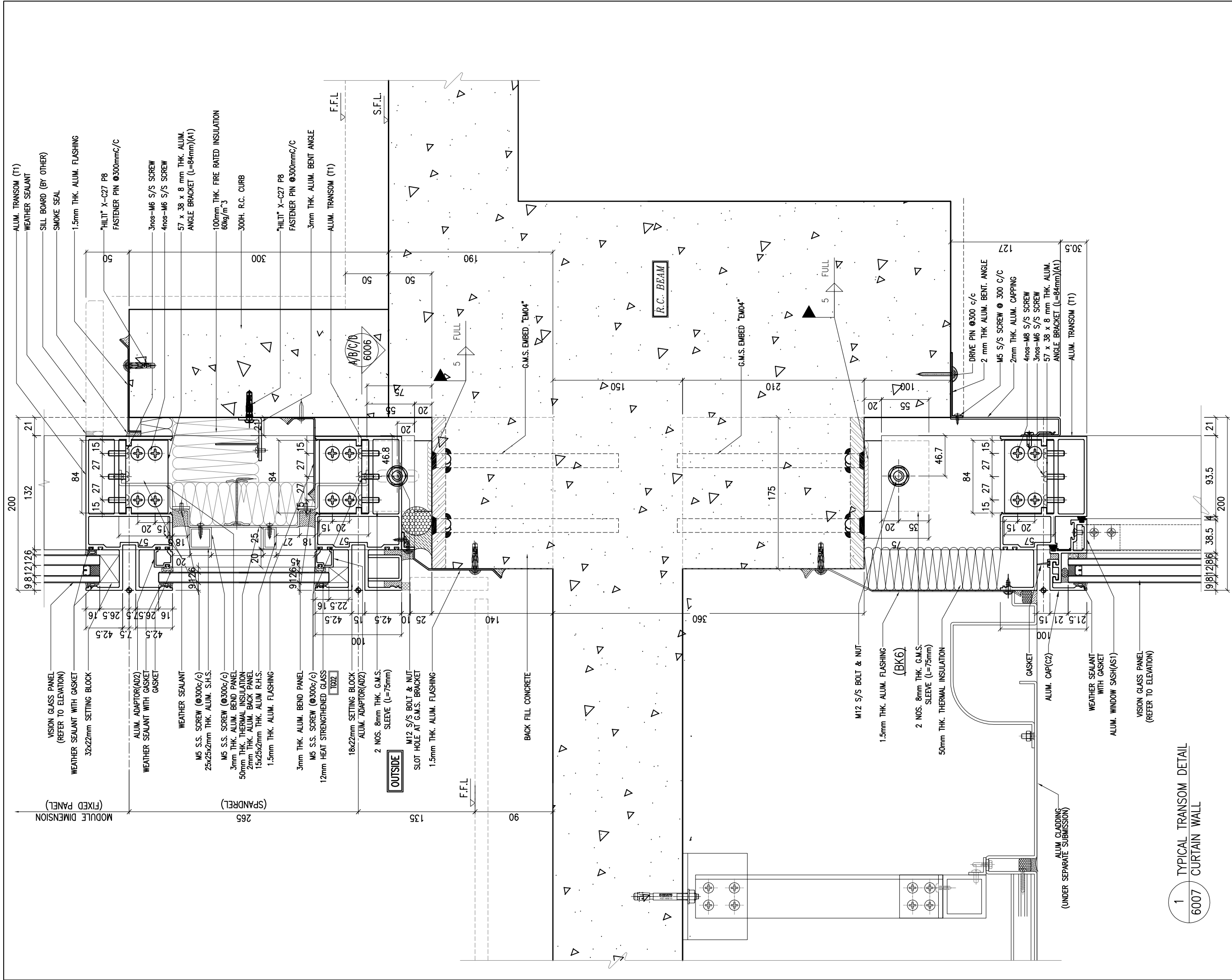
**JOB NO.:** J-861

**PROJECT:**  
PROPOSED RESIDENTIAL DEVELOPMENT AT NOS. 3-6 GLENEALY, CENTRAL, HONG KONG

**TITLE:**  
TYPICAL TRANSOM DETAIL FOR CURTAIN WALL

<b>DATE:</b> 18-Jun.-24	<b>SCALE:</b> 1:2 (A1)
<b>DRAWN BY:</b> Asing	<b>CHECKED BY:</b>
<b>DWG NO.:</b> J861-SD-CW-6006	<b>REV.:</b> A

<b>WONG TUNG &amp; PARTNERS LTD.</b>	
APPROVED	
APPROVED AS NOTED	
APPROVED AS NOTED & RESUBMIT	
RESUBMIT	
NO COMMENT	
REFER OTHER CONSULTANT'S COMMENTS	
Reviewed for compliance with the design intent. Comments made shall apply as all similar conditions a detail, not an the assembly.	
The approval shall not be construed as referring the contractor for compliance with the contract documents & requirements.	
Reviewed By	Date



1 TYPICAL TRANSOM DETAIL  
6007 CURTAIN WALL

**NOTE:**  
 1. ALL DIMENSIONS ARE IN mm.  
 2. ALL ELEVATIONS ARE VIEWED FROM OUTSIDE.  
 3. ALL DIMENSIONS TO BE VERIFIED ON SITE BEFORE FABRICATION.

**LEGEND:**  
 (X1) --- DETAIL MARK NO.  
 (X001) --- REFER SHEET NO.

1. F.F.L. --- FINISHED FLOOR LEVEL  
 2. S.F.L. --- STRUCTURAL FLOOR LEVEL  
 3. (R) --- REVERSED DETAIL

A	20/9/2024	GENERAL REVISED	
NO.	DATE	REVISED	BY

CLIENT :  
**MILLION BASE PROPERTIES LIMITED**

ARCHITECT :  
**WONG TUNG & PARTNERS LIMITED**  
 ARCHITECTS & PLANNERS

STRUCTURAL ENGINEER :  
**SYW SYW & ASSOCIATES LTD.**  
 邵賢偉建築工程師

MAIN CONTRACTOR :  
**顯利工程有限公司**  
**HIEN LEE ENGINEERING CO., LTD.**

**美特鋁質有限公司**  
**MIDI ALUMINIUM FABRICATOR LTD.**  
 Units 6-8, Sunray Industrial Centre, 1/F  
 610 Cha Kwo Ling Road, Kowloon  
 Tel:23489211-4 Fax:(852)2727666

JOB NO. : J-861

PROJECT :  
 PROPOSED RESIDENTIAL  
 DEVELOPMENT AT NOS. 3-6  
 GLENEALY, CENTRAL, HONG KONG

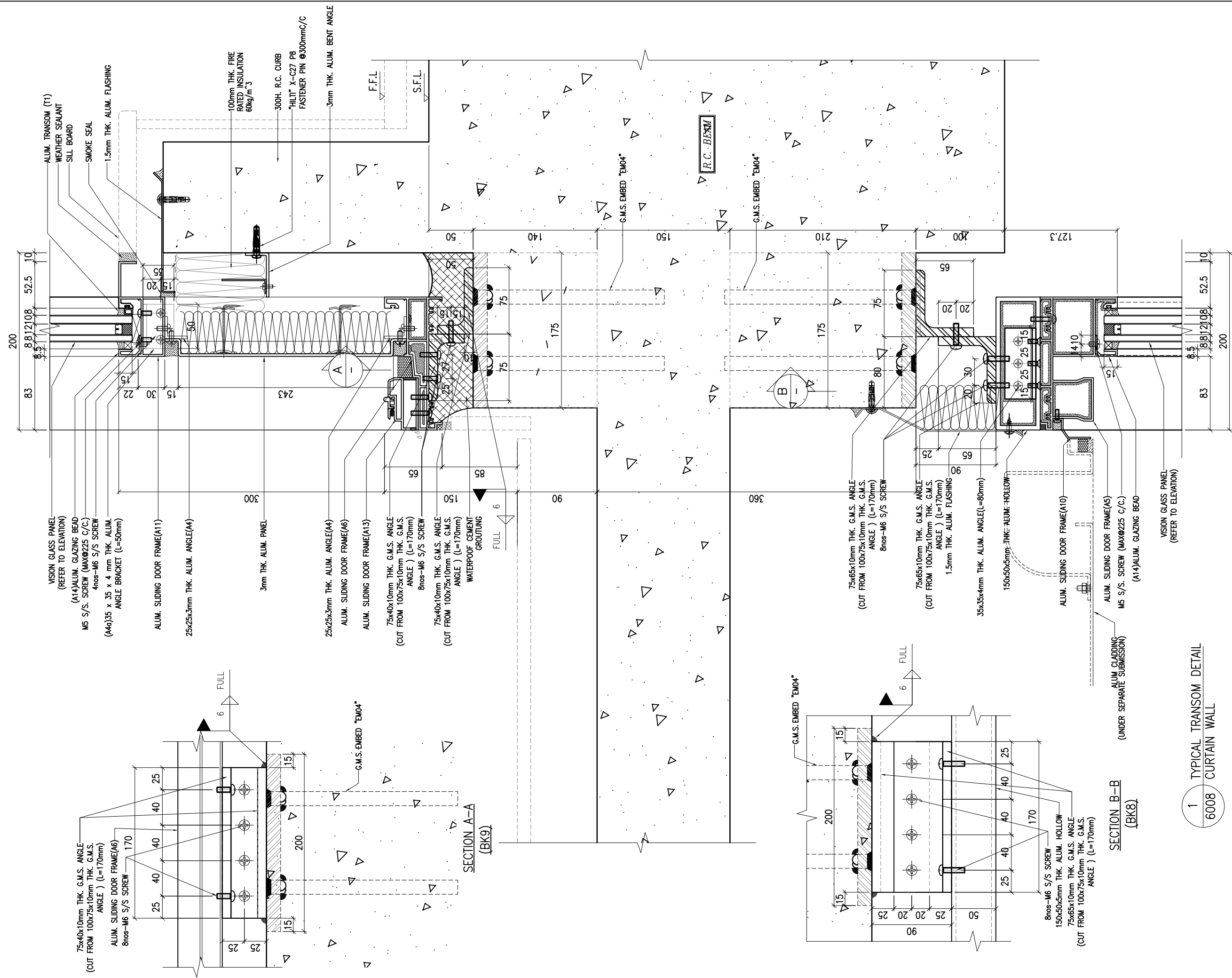
TITLE :  
 TYPICAL TRANSOM DETAIL  
 FOR CURTAIN WALL

DATE : 18-Jun.-24 SCALE : 1:2 (A1)

DRAWN BY : Asing CHECKED BY :

DWG NO. : J861-SD-CW-6007 REV. : A

WONG TUNG & PARTNERS LTD.	
APPROVED	
APPROVED AS NOTED	
APPROVED AS NOTED & RESUBMIT	
RESUBMIT	
NO COMMENT	
REFER OTHER CONSULTANT'S COMMENTS	
Revised for compliance with the design intent. Comments made shall apply as all similar conditions a detail, not an exception.	
The approval shall not be construed as relieving the contractor of compliance with the contract documents & requirements.	
Reviewed By	Date



**NOTE:**  
 1. ALL DIMENSIONS ARE IN mm.  
 2. ALL ELEVATIONS ARE VIEWED FROM OUTSIDE.  
 3. ALL DIMENSIONS TO BE VERIFIED ON SITE BEFORE FABRICATION.

**LEGEND:**  
 (X1) --- DETAIL MARK NO.  
 (X001) --- REFER SHEET NO.

1. F.F.L. --- FINISHED FLOOR LEVEL  
 2. S.F.L. --- STRUCTURAL FLOOR LEVEL  
 3. (R) --- REVERSED DETAIL

No.	20/9/2024	GENERAL REVISED	
	DATE	REVISED	BY

**CLIENT:**  
 MILLION BASE PROPERTIES LIMITED

**ARCHITECT:**  
 WONG TUNG & PARTNERS LIMITED  
 ARCHITECTS & PLANNERS

**STRUCTURAL ENGINEER:**  
 SYW SYW & ASSOCIATES LTD.  
 邵賢偉建築工程師

**MAIN CONTRACTOR:**  
 顯利工程有限公司  
 HIEN LEE ENGINEERING CO., LTD.

**美特鋁質有限公司**  
 MIDI ALUMINIUM FABRICATOR LTD.  
 Units 6-8, Sunray Industrial Centre, 1/F  
 610 Cha Kwo Ling Road, Kowloon  
 Tel: 23489211-4 Fax: (852) 2727666

**JOB NO.:** J-861

**PROJECT:**  
 PROPOSED RESIDENTIAL DEVELOPMENT AT NOS. 3-6 GLENEALY, CENTRAL, HONG KONG

**TITLE:**  
 TYPICAL TRANSOM DETAIL FOR CURTAIN WALL

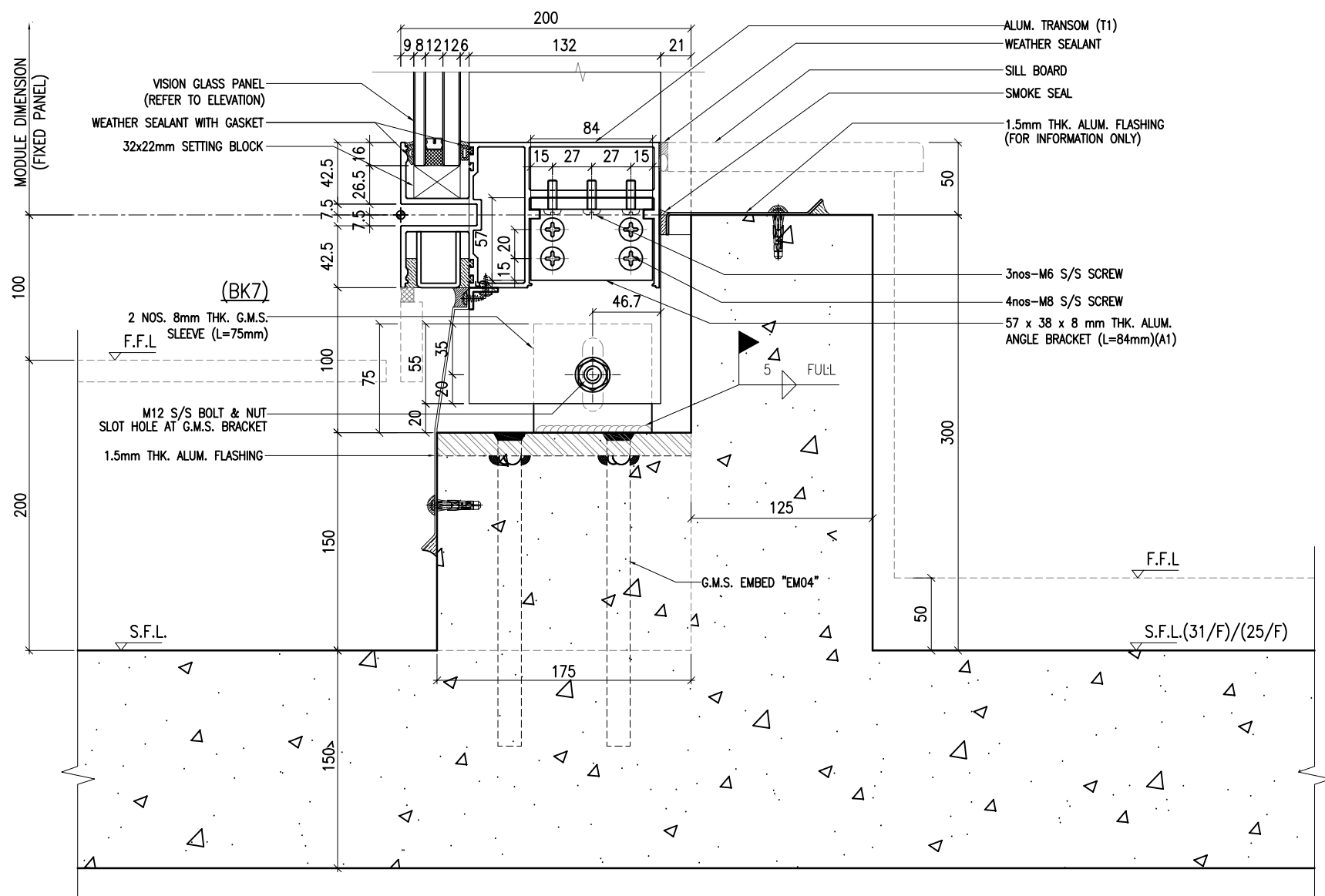
**DATE:** 18-Jun.-24 **SCALE:** 1:2 (A1)

**DRAWN BY:** Asing **CHECKED BY:**

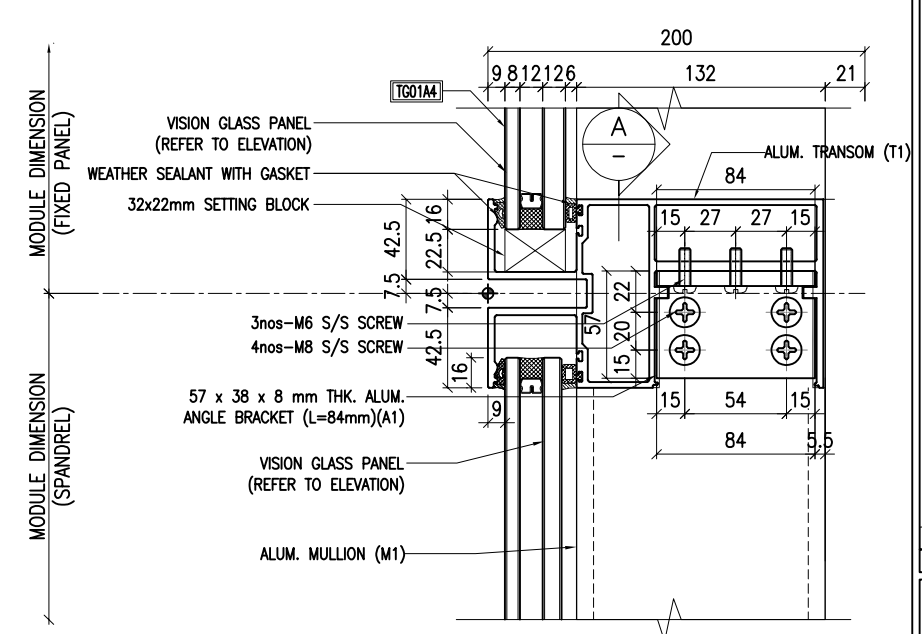
**DWG NO.:** J861-SD-CW-6008 **REV.:** A

1  
 6008  
 TYPICAL TRANSOM DETAIL  
 CURTAIN WALL

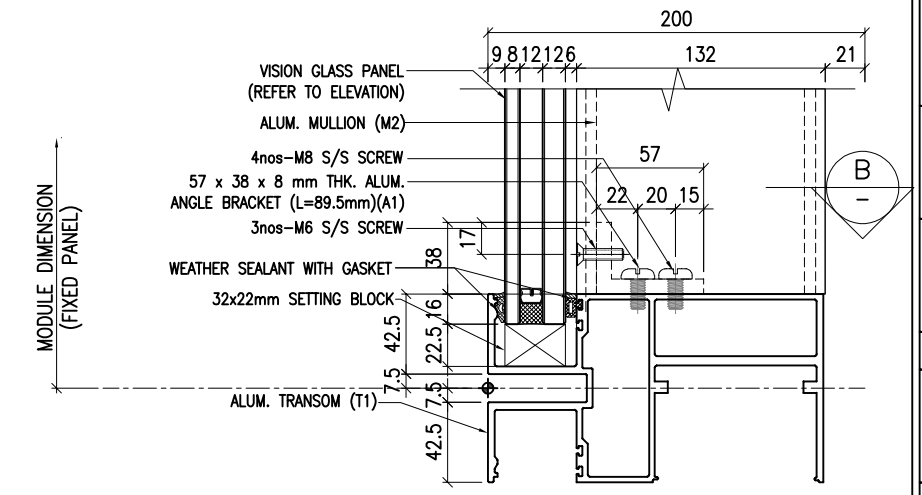
WONG TUNG & PARTNERS LTD.	
APPROVED	
APPROVED AS NOTED	
APPROVED AS NOTED & RESUBMIT	
RESUBMIT	
NO COMMENT	
REFER OTHER CONSULTANT'S COMMENTS	
Revised or complies with the design intent. Comments made shall apply to all similar conditions a detail, not just the one noted.	
The approval shall not be construed as relieving the contractor of compliance with the contract documents & requirements.	
Reviewed By	Date



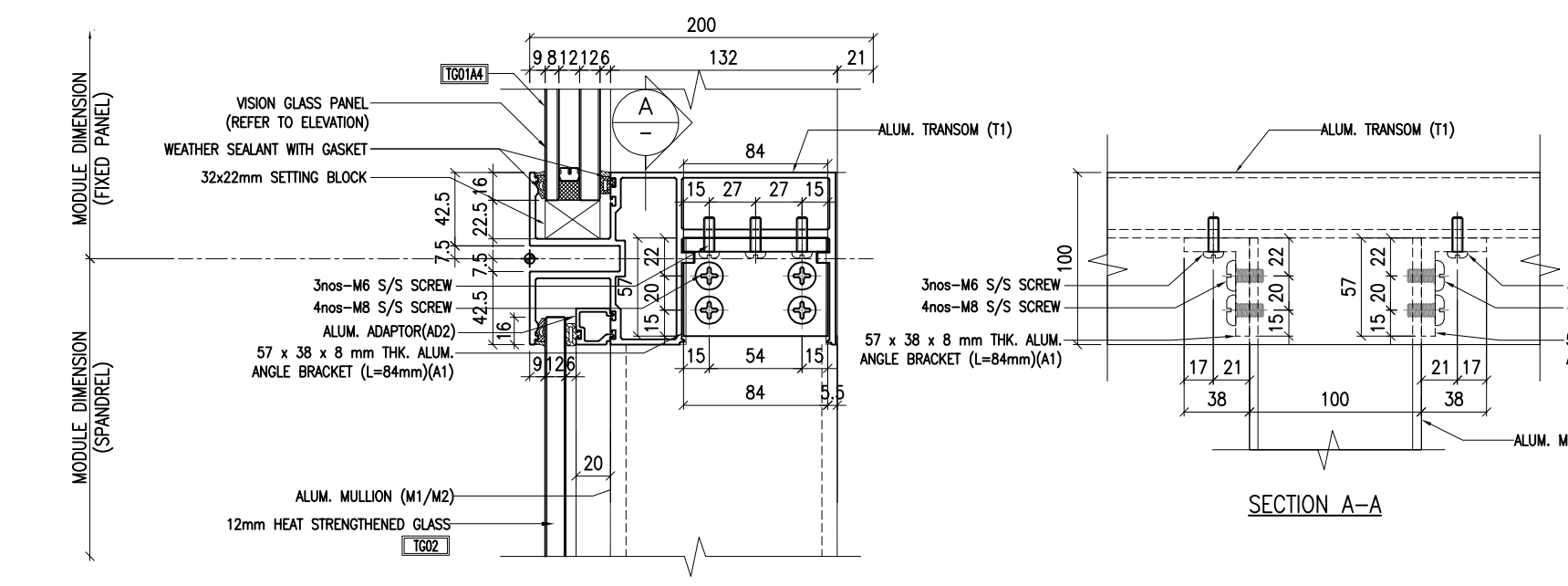
1 TYPICAL TRANSOM DETAIL  
6009 CURTAIN WALL



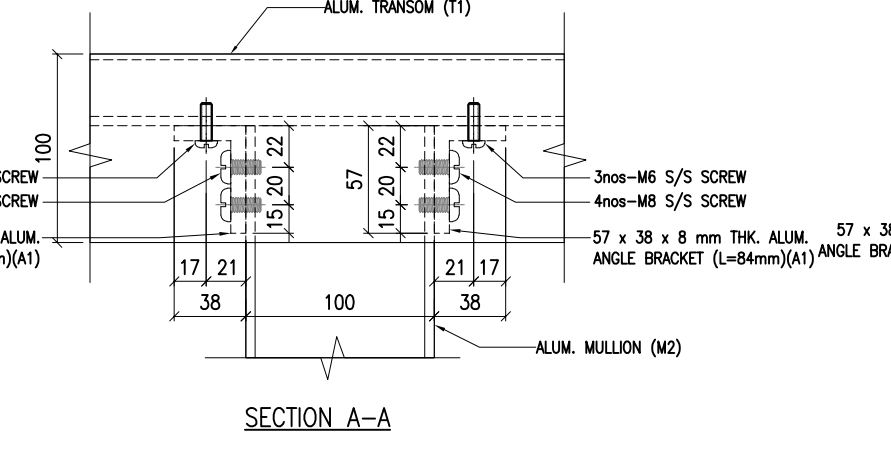
3 TYPICAL TRANSOM DETAIL  
6009 CURTAIN WALL



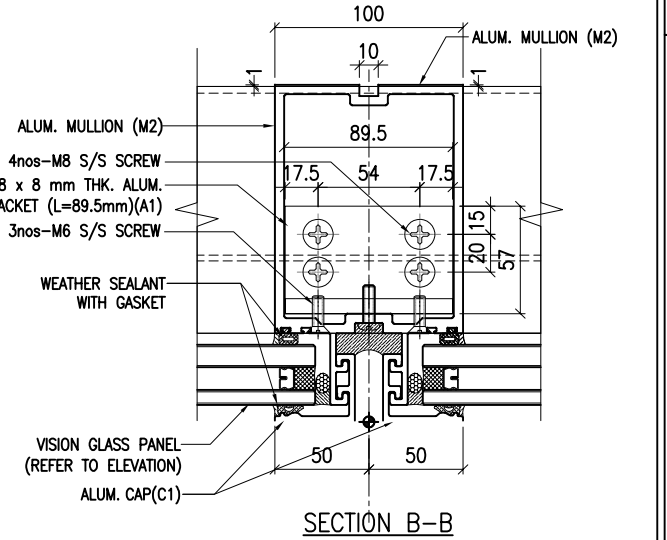
4 TYPICAL TRANSOM DETAIL  
6009 CURTAIN WALL



2 TYPICAL TRANSOM DETAIL  
6009 CURTAIN WALL



SECTION A-A



SECTION B-B

**NOTE:**  
 1. ALL DIMENSIONS ARE IN mm.  
 2. ALL ELEVATIONS ARE VIEWED FROM OUTSIDE.  
 3. ALL DIMENSIONS TO BE VERIFIED ON SITE BEFORE FABRICATION.

**LEGEND:**  
 (X1) -- DETAIL MARK NO.  
 (X001) -- REFER SHEET NO.

1. F.F.L. -- FINISHED FLOOR LEVEL  
 2. S.F.L. -- STRUCTURAL FLOOR LEVEL  
 3. (R) -- REVERSED DETAIL

A	20/9/2024	GENERAL REVISED	
NO.	DATE	REVISED	BY

CLIENT :  
**MILLION BASE PROPERTIES LIMITED**

ARCHITECT :  
**WONG TUNG & PARTNERS LIMITED**  
 ARCHITECTS & PLANNERS

STRUCTURAL ENGINEER :  
**SYW** SYW & ASSOCIATES LTD.  
 邵賢偉建築工程師

MAIN CONTRACTOR :  
**顯利工程有限公司**  
**HIEN LEE ENGINEERING CO., LTD.**

**美特鋁質有限公司**  
**MIDI ALUMINIUM FABRICATOR LTD.**  
 Units 6-8, Sunray Industrial Centre, 1/F  
 610 Cha Kwo Ling Road, Kowloon  
 Tel:23489211-4 Fax:(852)27727666

JOB NO. : J-861

PROJECT :  
 PROPOSED RESIDENTIAL DEVELOPMENT AT NOS. 3-6 GLENEALY, CENTRAL, HONG KONG

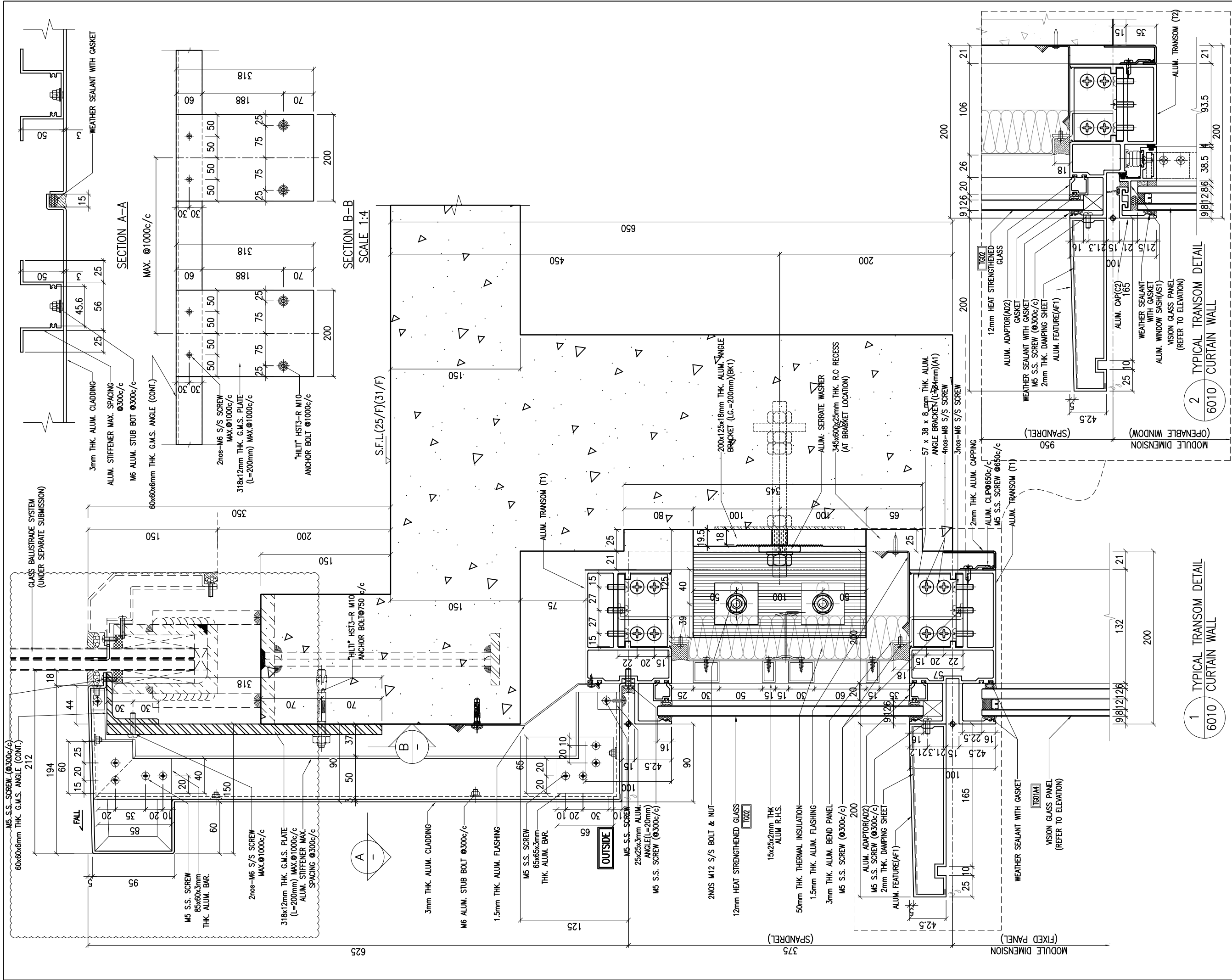
TITLE :  
 TYPICAL TRANSOM DETAIL FOR CURTAIN WALL

DATE : 18-Jun.-24 SCALE : 1:2 (A1)

DRAWN BY : Asing CHECKED BY :

DWG NO. : J861-SD-CW-6009 REV. : A

<b>WONG TUNG &amp; PARTNERS LTD.</b>	
APPROVED	
APPROVED AS NOTED	
APPROVED AS NOTED & RESUBMIT	
RESUBMIT	
NO COMMENT	
REFER OTHER CONSULTANT'S COMMENTS	
Reviewed for compliance with the design intent. Comments made shall apply as all similar conditions a detail, not just the one noted.	
The approval shall not be construed as relieving the contractor of compliance with the contract documents & requirements.	
Reviewed By	Date



**NOTE:**  
 1. ALL DIMENSIONS ARE IN mm.  
 2. ALL ELEVATIONS ARE VIEWED FROM OUTSIDE.  
 3. ALL DIMENSIONS TO BE VERIFIED ON SITE BEFORE FABRICATION.

**LEGEND:**  
 (X1) --- DETAIL MARK NO.  
 (X001) --- REFER SHEET NO.

1. F.F.L --- FINISHED FLOOR LEVEL  
 2. S.F.L --- STRUCTURAL FLOOR LEVEL  
 3. (R) --- REVERSED DETAIL

A	20/9/2024	GENERAL REVISED	
NO.	DATE	REVISED	BY

**CLIENT:**  
 MILLION BASE PROPERTIES LIMITED

**ARCHITECT:**  
 WONG TUNG & PARTNERS LIMITED  
 ARCHITECTS & PLANNERS

**STRUCTURAL ENGINEER:**  
 SYW SYW & ASSOCIATES LTD.  
 CONSULTING ENGINEERS & AUTHORIZED PERSONS  
 邵賢偉建築工程師

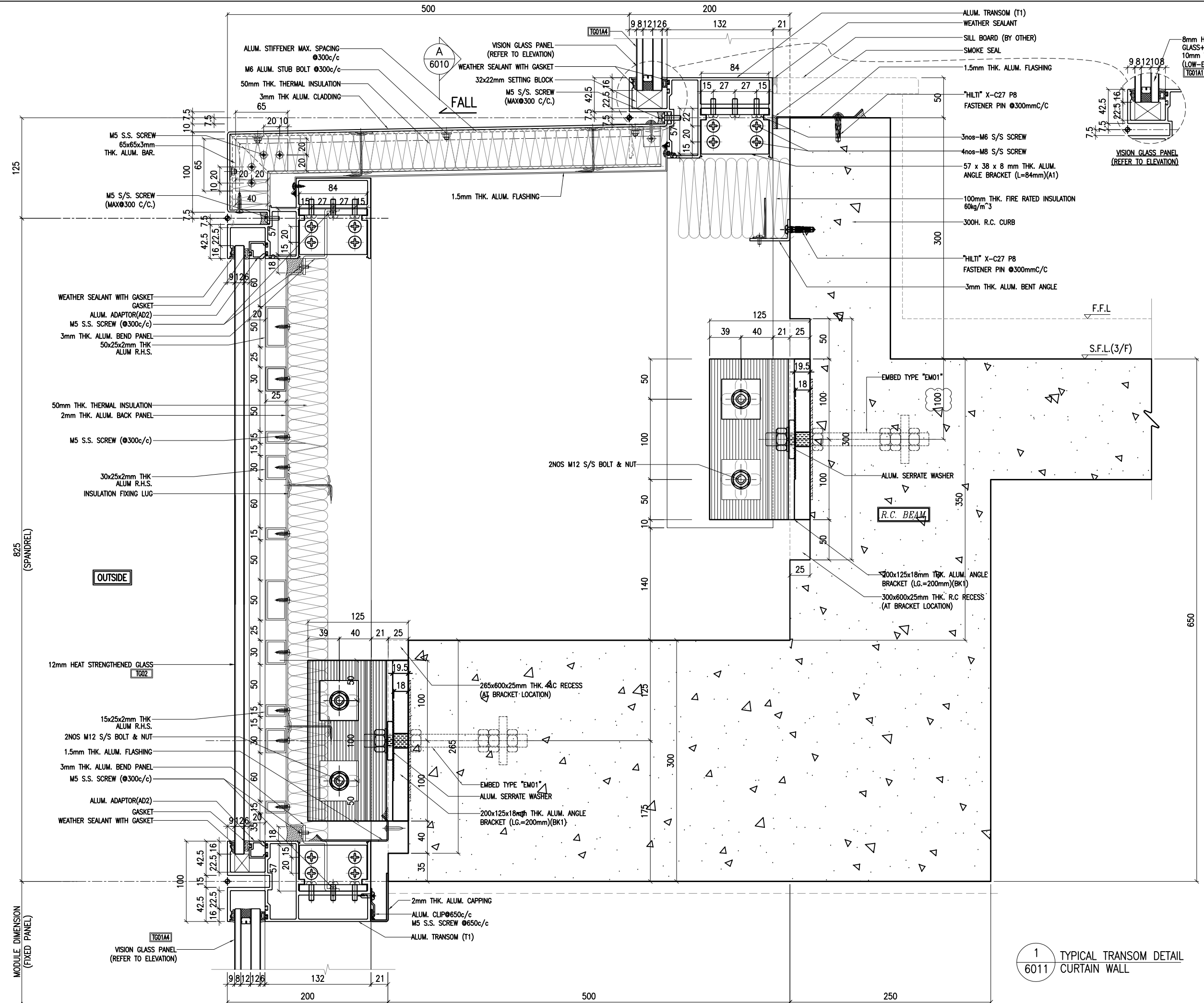
**MAIN CONTRACTOR:**  
 顯利工程有限公司  
 HIEN LEE ENGINEERING CO., LTD.  
 美特鋁質有限公司  
 MIDI ALUMINIUM FABRICATOR LTD.  
 Units 6-8, Sunray Industrial Centre, 1/F  
 610 Cha Kwo Ling Road, Kowloon  
 Tel: 23489211-4 Fax: (852) 2727666

**JOB NO.:** J-861  
**PROJECT:** PROPOSED RESIDENTIAL DEVELOPMENT AT NOS. 3-6 GLENEALY, CENTRAL, HONG KONG

**TITLE:** TYPICAL TRANSOM DETAIL FOR CURTAIN WALL

**DATE:** 18-Jun.-24 **SCALE:** 1:2 (A1)  
**DRAWN BY:** Asing **CHECKED BY:**  
**DWG NO.:** J861-SD-CW-6010 **REV.:** A

WONG TUNG & PARTNERS LTD.	
APPROVED	
APPROVED AS NOTED	
APPROVED AS NOTED & RESUBMIT	
RESUBMIT	
NO COMMENT	
REFER OTHER CONSULTANT'S COMMENTS	
Reviewed for compliance with the design intent. Comments made shall apply to all similar conditions a details, not just the one noted.	
The approval shall not be construed as referring the contractor for compliance with the correct documents & requirements.	
Reviewed By	Date



**NOTE:**  
 1. ALL DIMENSIONS ARE IN mm.  
 2. ALL ELEVATIONS ARE VIEWED FROM OUTSIDE.  
 3. ALL DIMENSIONS TO BE VERIFIED ON SITE BEFORE FABRICATION.

**LEGEND:**  
 (X1) --- DETAIL MARK NO.  
 (X001) --- REFER SHEET NO.

1. F.F.L --- FINISHED FLOOR LEVEL  
 2. S.F.L --- STRUCTURAL FLOOR LEVEL  
 3. (R) --- REVERSED DETAIL

A	20/9/2024	GENERAL REVISED	
NO.	DATE	REVISED	BY

**CLIENT:**  
**MILLION BASE PROPERTIES LIMITED**

**ARCHITECT:**  
**WONG TUNG & PARTNERS LIMITED**  
 ARCHITECTS & PLANNERS

**STRUCTURAL ENGINEER:**  
**SYW SYW & ASSOCIATES LTD.**  
 邵賢偉建築工程師

**MAIN CONTRACTOR:**  
**顯利工程有限公司**  
**HIEN LEE ENGINEERING CO., LTD.**  
**美特鋁質有限公司**  
**MIDI ALUMINIUM FABRICATOR LTD.**  
 Units 6-8, Sunray Industrial Centre, 1/F  
 610 Cha Kwo Ling Road, Kowloon  
 Tel: 23489211-4 Fax: (852) 2727666

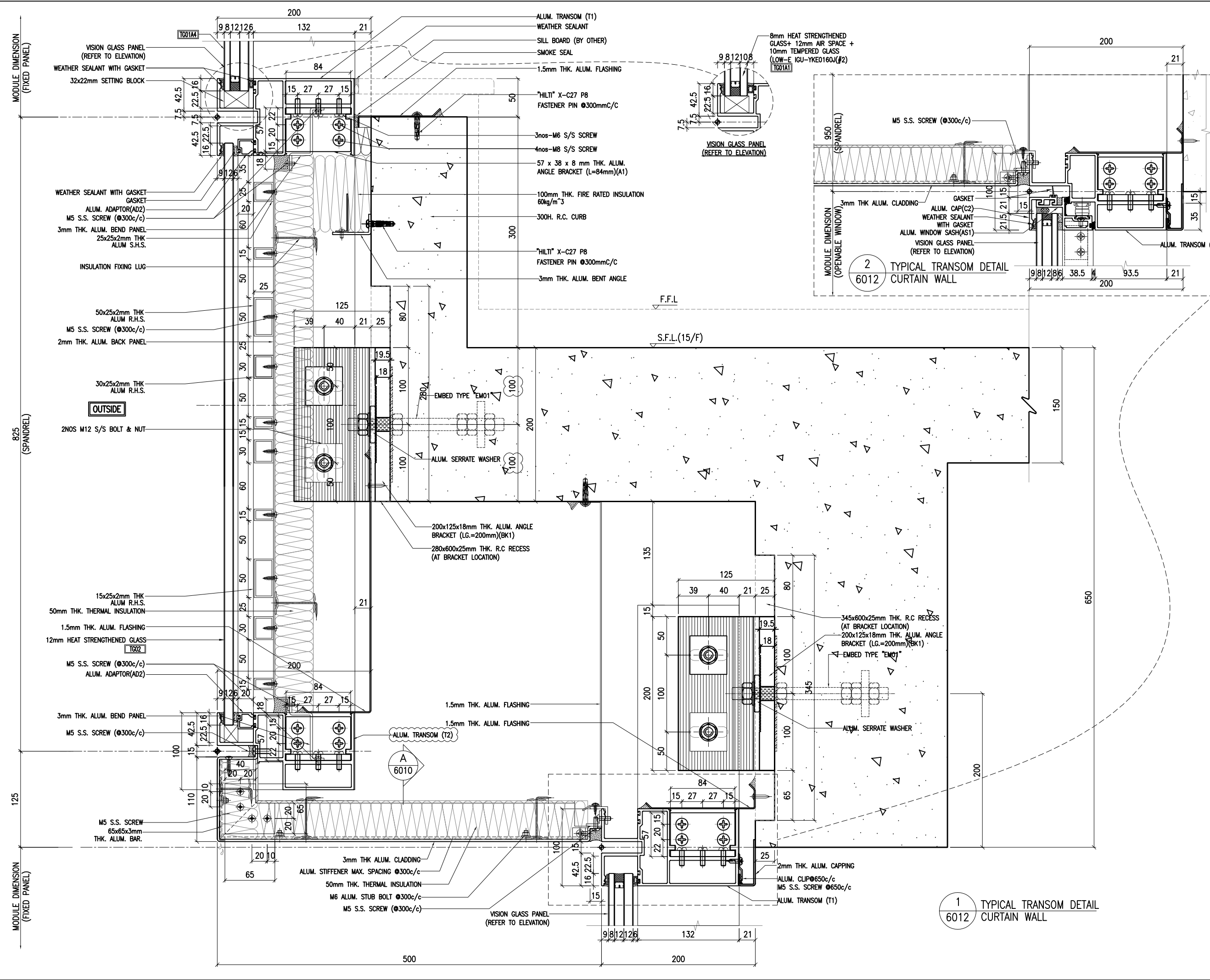
**JOB NO.:** J-861  
**PROJECT:** PROPOSED RESIDENTIAL DEVELOPMENT AT NOS. 3-6 GLENEALY, CENTRAL, HONG KONG

**TITLE:** TYPICAL TRANSOM DETAIL FOR CURTAIN WALL

**DATE:** 18-Jun.-24 **SCALE:** 1:2 (A1)  
**DRAWN BY:** Asing **CHECKED BY:**  
**DWG NO.:** J861-SD-CW-6011 **REV.:** A

<b>WONG TUNG &amp; PARTNERS LTD.</b>	
APPROVED	
APPROVED AS NOTED	
APPROVED AS NOTED & RESUBMIT	
RESUBMIT	
NO COMMENT	
REFER OTHER CONSULTANT'S COMMENTS	
Reviewed for compliance with the design intent. Comments made shall apply to all similar conditions & details, not just the one noted.	
The approval shall not be construed as relieving the contractor of compliance with the contract documents & requirements.	
Reviewed By	Date

1  
6011 TYPICAL TRANSOM DETAIL CURTAIN WALL



**NOTE:**  
 1. ALL DIMENSIONS ARE IN mm.  
 2. ALL ELEVATIONS ARE VIEWED FROM OUTSIDE.  
 3. ALL DIMENSIONS TO BE VERIFIED ON SITE BEFORE FABRICATION.

**LEGEND:**  
 (X1) --- DETAIL MARK NO.  
 (X001) --- REFER SHEET NO.

1. F.F.L. --- FINISHED FLOOR LEVEL  
 2. S.F.L. --- STRUCTURAL FLOOR LEVEL  
 3. (R) --- REVERSED DETAIL

NO.	DATE	GENERAL REVISED	BY
A	20/9/2024	GENERAL REVISED	

**CLIENT:**  
 MILLION BASE PROPERTIES LIMITED

**ARCHITECT:**  
 WONG TUNG & PARTNERS LIMITED  
 ARCHITECTS & PLANNERS

**STRUCTURAL ENGINEER:**  
 SYW SYW & ASSOCIATES LTD.  
 邵賢偉建築工程師

**MAIN CONTRACTOR:**  
 顯利工程有限公司  
 HIEN LEE ENGINEERING CO., LTD.

**美特鋁質有限公司**  
 MIDI ALUMINIUM FABRICATOR LTD.  
 Units 6-8, Sunray Industrial Centre, 1/F  
 610 Cha Kwo Ling Road, Kowloon  
 Tel: 23489211-4 Fax: (852) 2727666

**JOB NO.:** J-861

**PROJECT:**  
 PROPOSED RESIDENTIAL DEVELOPMENT AT NOS. 3-6 GLENEALY, CENTRAL, HONG KONG

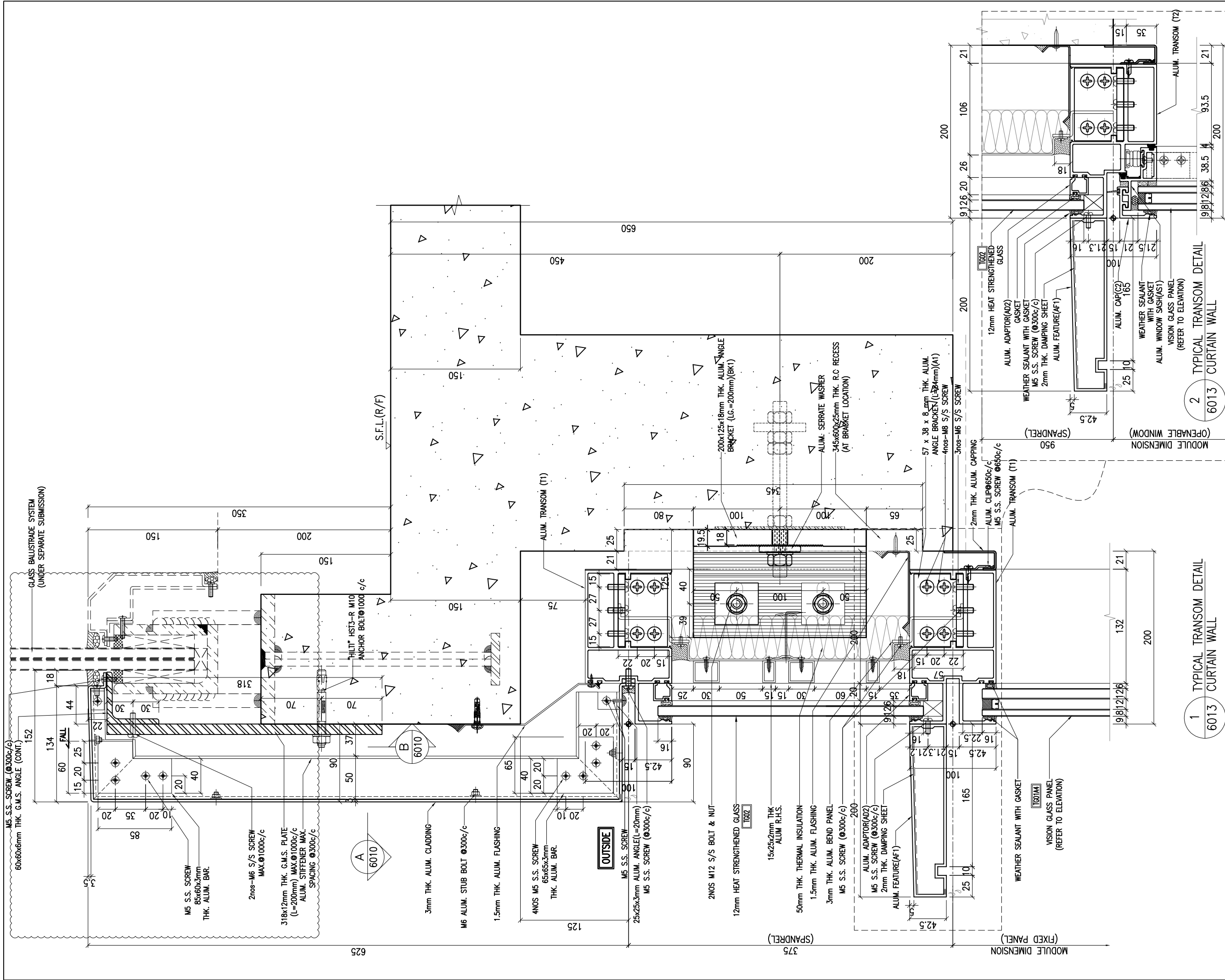
**TITLE:**  
 TYPICAL TRANSOM DETAIL FOR CURTAIN WALL

**DATE:** 18-Jun.-24 **SCALE:** 1:2 (A1)

**DRAWN BY:** Asing **CHECKED BY:**

**DWG NO.:** J861-SD-CW-6012 **REV.:** A

WONG TUNG & PARTNERS LTD.	
APPROVED	
APPROVED AS NOTED	
APPROVED AS NOTED & RESUBMIT	
RESUBMIT	
NO COMMENT	
REFER OTHER CONSULTANT'S COMMENTS	
Reviewed for compliance with the design intent. Comments made shall apply as all similar conditions a details, not just the one noted. The approval shall not be construed as relieving the contractor of compliance with the contract documents & requirements.	
Reviewed By	Date



**NOTE:**  
 1. ALL DIMENSIONS ARE IN mm.  
 2. ALL ELEVATIONS ARE VIEWED FROM OUTSIDE.  
 3. ALL DIMENSIONS TO BE VERIFIED ON SITE BEFORE FABRICATION.

**LEGEND:**  
 X1 --- DETAIL MARK NO.  
 X001 --- REFER SHEET NO.

1. F.F.L --- FINISHED FLOOR LEVEL  
 2. S.F.L --- STRUCTURAL FLOOR LEVEL  
 3. (R) --- REVERSED DETAIL

No.	20/9/2024	GENERAL REVISED	BY
DATE		REVISED	

CLIENT :  
**MILLION BASE PROPERTIES LIMITED**

ARCHITECT :  
**WONG TUNG & PARTNERS LIMITED**  
 ARCHITECTS & PLANNERS

STRUCTURAL ENGINEER :  
**SYW SYW & ASSOCIATES LTD.**  
 STRUCTURAL ENGINEERS & AUTHORIZED PERSONS  
 邵賢偉建築工程師

MAIN CONTRACTOR :  
**顯利工程有限公司**  
**HIEN LEE ENGINEERING CO., LTD.**  
**美特鋁質有限公司**  
**MIDI ALUMINIUM FABRICATOR LTD.**  
 Units 6-8, Sunray Industrial Centre, 1/F  
 610 Cha Kwo Ling Road, Kowloon  
 Tel:23489211-4 Fax:(852)2727666

JOB NO. : J-861  
 PROJECT :  
 PROPOSED RESIDENTIAL DEVELOPMENT AT NOS. 3-6 GLENEALY, CENTRAL, HONG KONG

TITLE :  
 TYPICAL TRANSOM DETAIL FOR CURTAIN WALL

DATE : 18-Jun.-24 SCALE : 1:2 (A1)  
 DRAWN BY : Asing CHECKED BY :  
 DWG NO. : J861-SD-CW-6013 REV. : A

**WONG TUNG & PARTNERS LTD.**

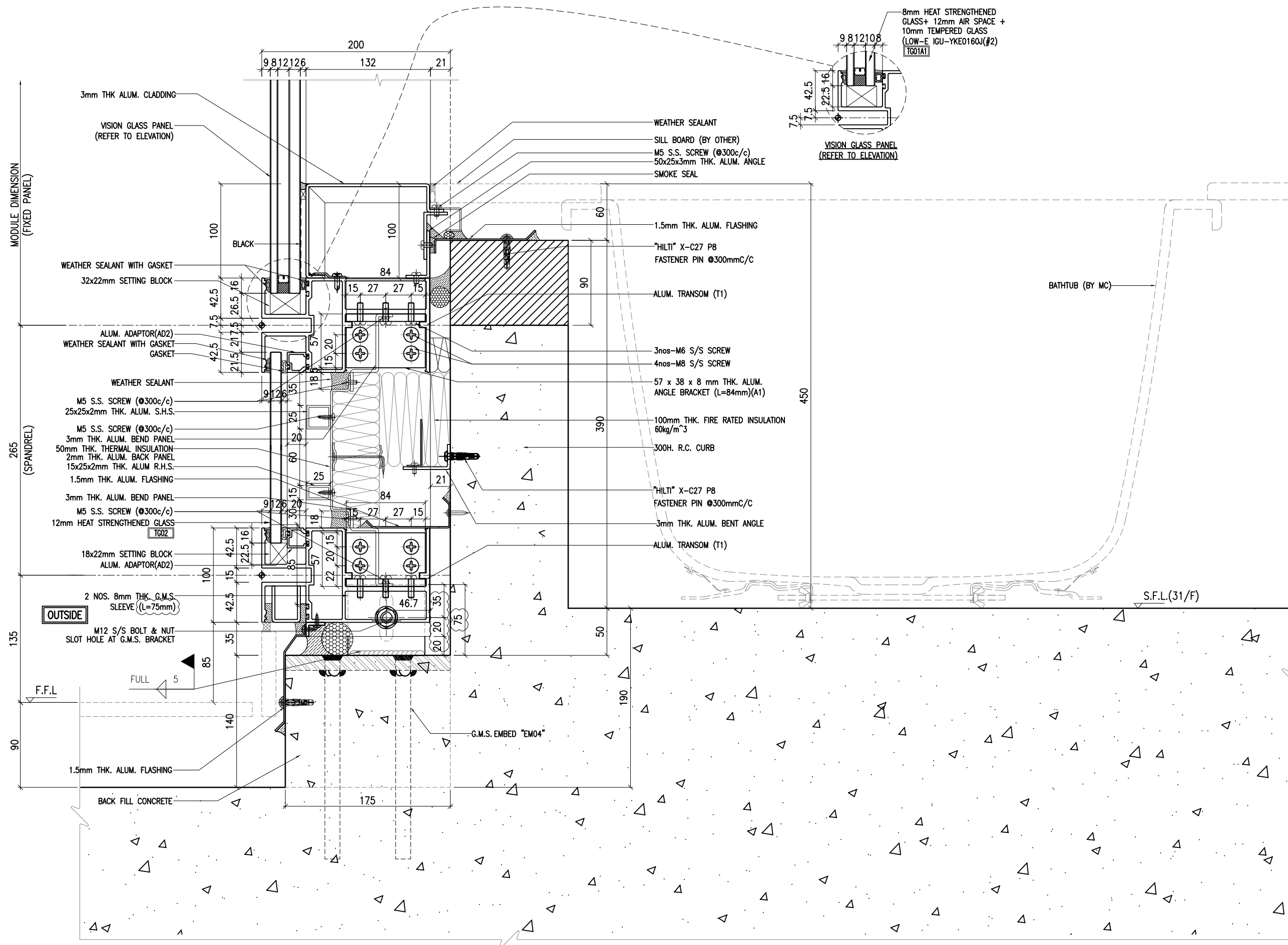
APPROVED	
APPROVED AS NOTED	
APPROVED AS NOTED & RESUBMIT	
RESUBMIT	
NO COMMENT	
REFER OTHER CONSULTANT'S COMMENTS	

Reviewed for compliance with the design intent. Comments made shall apply as all similar conditions a details, not just the one stated.  
 The approval shall not be construed as relieving the contractor of compliance with the contract documents & requirements.

Reviewed By: \_\_\_\_\_ Date: \_\_\_\_\_

2 TYPICAL TRANSOM DETAIL  
 6013 CURTAIN WALL

1 TYPICAL TRANSOM DETAIL  
 6013 CURTAIN WALL



**NOTE:**  
 1. ALL DIMENSIONS ARE IN mm.  
 2. ALL ELEVATIONS ARE VIEWED FROM OUTSIDE.  
 3. ALL DIMENSIONS TO BE VERIFIED ON SITE BEFORE FABRICATION.

**LEGEND:**  
 (X1) --- DETAIL MARK NO.  
 (X001) --- REFER SHEET NO.

1. F.F.L --- FINISHED FLOOR LEVEL  
 2. S.F.L --- STRUCTURAL FLOOR LEVEL  
 3. (R) --- REVERSED DETAIL

A	20/9/2024	GENERAL REVISED	
NO.	DATE	REVISED	BY

**CLIENT:**  
**MILLION BASE PROPERTIES LIMITED**

**ARCHITECT:**  
**WONG TUNG & PARTNERS LIMITED**  
 ARCHITECTS & PLANNERS

**STRUCTURAL ENGINEER:**  
**SYW SYW & ASSOCIATES LTD.**  
 CHARTERED ENGINEERS & AUTHORIZED PERSONS  
 邵賢偉建築工程師

**MAIN CONTRACTOR:**  
**顯利工程有限公司**  
**HIEN LEE ENGINEERING CO., LTD.**

**美特鋁質有限公司**  
**MIDI ALUMINIUM FABRICATOR LTD.**  
 Units 6-8, Sunray Industrial Centre, 1/F  
 610 Cha Kwo Ling Road, Kowloon  
 Tel:23489211-4 Fax:(852)2727666

**JOB NO.:** J-861

**PROJECT:**  
 PROPOSED RESIDENTIAL DEVELOPMENT AT NOS. 3-6 GLENEALY, CENTRAL, HONG KONG

**TITLE:**  
 TYPICAL TRANSOM DETAIL FOR CURTAIN WALL

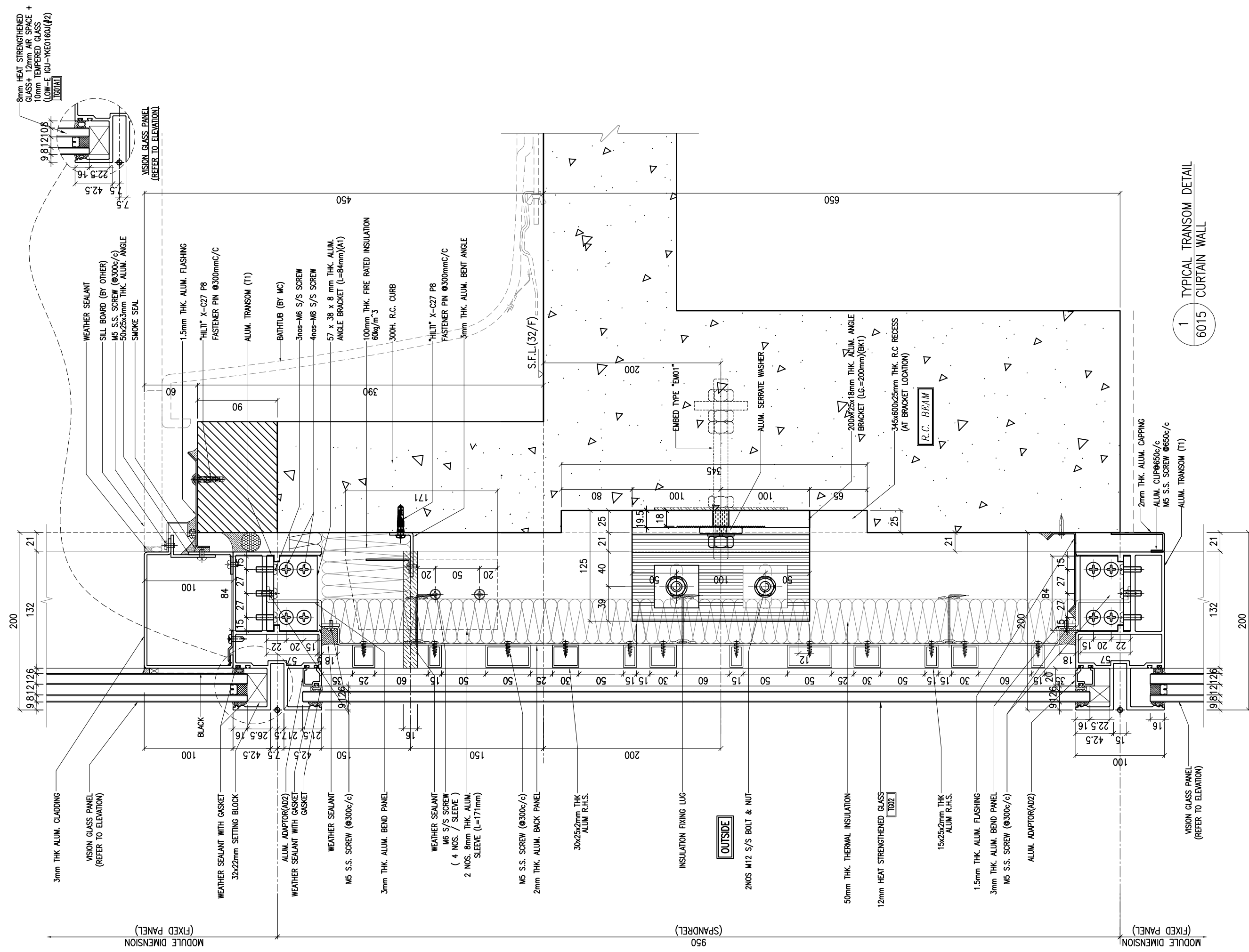
**DATE:** 18-Jun.-24 **SCALE:** 1:2 (A1)

**DRAWN BY:** :Asing **CHECKED BY:**

**DWG NO.:** J861-SD-CW-6014 **REV.:** A

<b>WONG TUNG &amp; PARTNERS LTD.</b>	
APPROVED	
APPROVED AS NOTED	
APPROVED AS NOTED & RESUBMIT	
RESUBMIT	
NO COMMENT	
REFER OTHER CONSULTANT'S COMMENTS	
Revised for compliance with the design intent. Comments made shall apply to all similar conditions & details, not just the one noted.	
The approval shall not be construed as relieving the contractor of compliance with the contract documents & requirements.	
Reviewed By	Date

1 TYPICAL TRANSOM DETAIL  
 6014 CURTAIN WALL



**NOTE:**  
 1. ALL DIMENSIONS ARE IN mm.  
 2. ALL ELEVATIONS ARE VIEWED FROM OUTSIDE.  
 3. ALL DIMENSIONS TO BE VERIFIED ON SITE BEFORE FABRICATION.

**LEGEND:**  
 (X1) --- DETAIL MARK NO.  
 (X001) --- REFER SHEET NO.  
 1. F.F.L --- FINISHED FLOOR LEVEL  
 2. S.F.L --- STRUCTURAL FLOOR LEVEL  
 3. (R) --- REVERSED DETAIL

A	20/9/2024	GENERAL REVISED	
NO.	DATE	REVISED	BY

**CLIENT:**  
**MILLION BASE PROPERTIES LIMITED**

**ARCHITECT:**  
**WONG TUNG & PARTNERS LIMITED**  
 ARCHITECTS & PLANNERS

**STRUCTURAL ENGINEER:**  
**SYW** SYW & ASSOCIATES LTD.  
 STRUCTURAL ENGINEERS & AUTHORIZED PERSONS  
 邵賢偉建築工程師

**MAIN CONTRACTOR:**  
**顯利工程有限公司**  
**HIEN LEE ENGINEERING CO., LTD.**

**美特鋁質有限公司**  
**MIDI ALUMINIUM FABRICATOR LTD.**  
 Units 6-8, Sunray Industrial Centre, 1/F  
 610 Cha Kwo Ling Road, Kowloon  
 Tel: 23489211-4 Fax: (852) 2727666

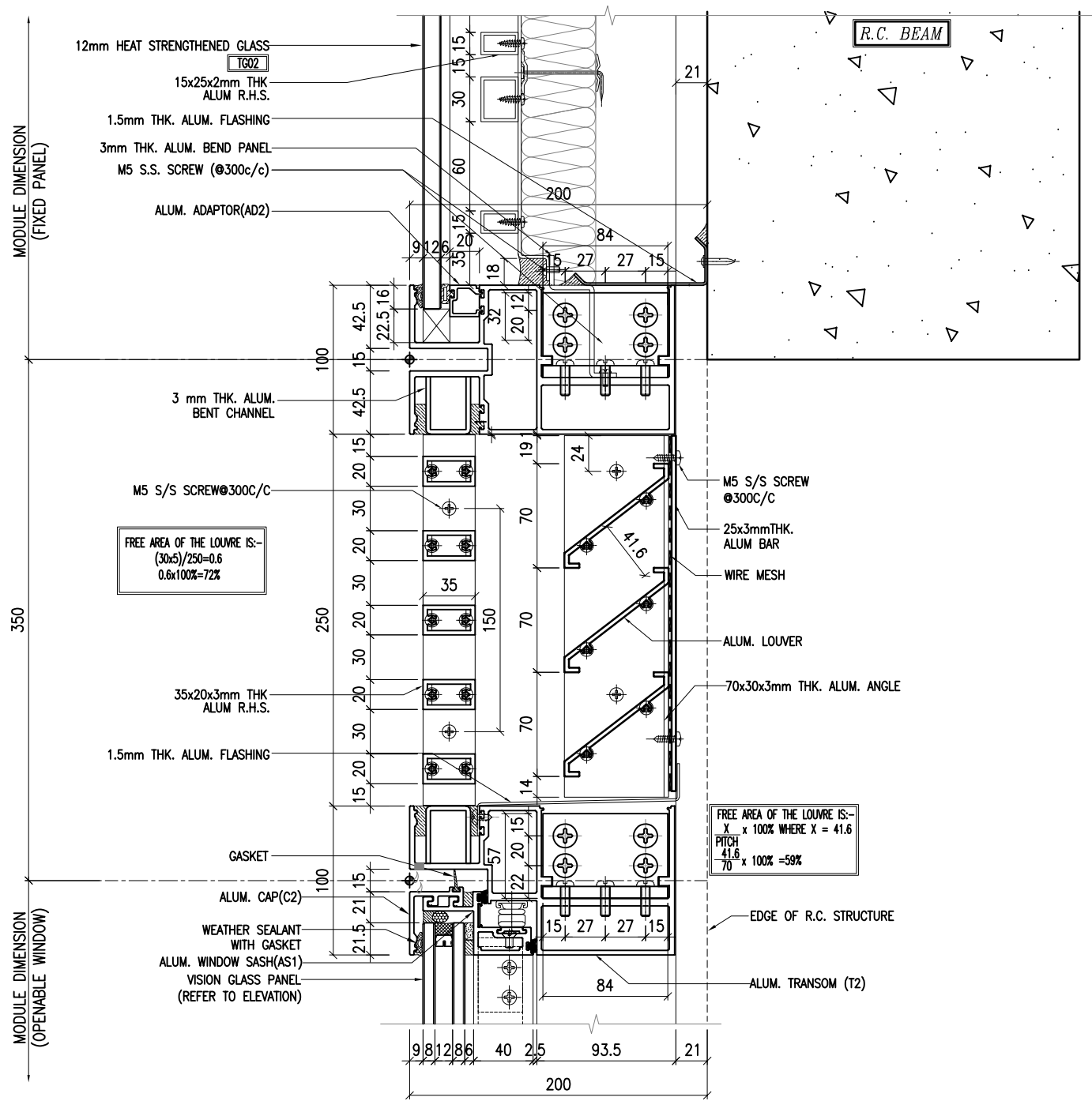
**JOB NO.:** J-861  
**PROJECT:** PROPOSED RESIDENTIAL DEVELOPMENT AT NOS. 3-6 GLENEALY, CENTRAL, HONG KONG

**TITLE:** TYPICAL TRANSOM DETAIL FOR CURTAIN WALL

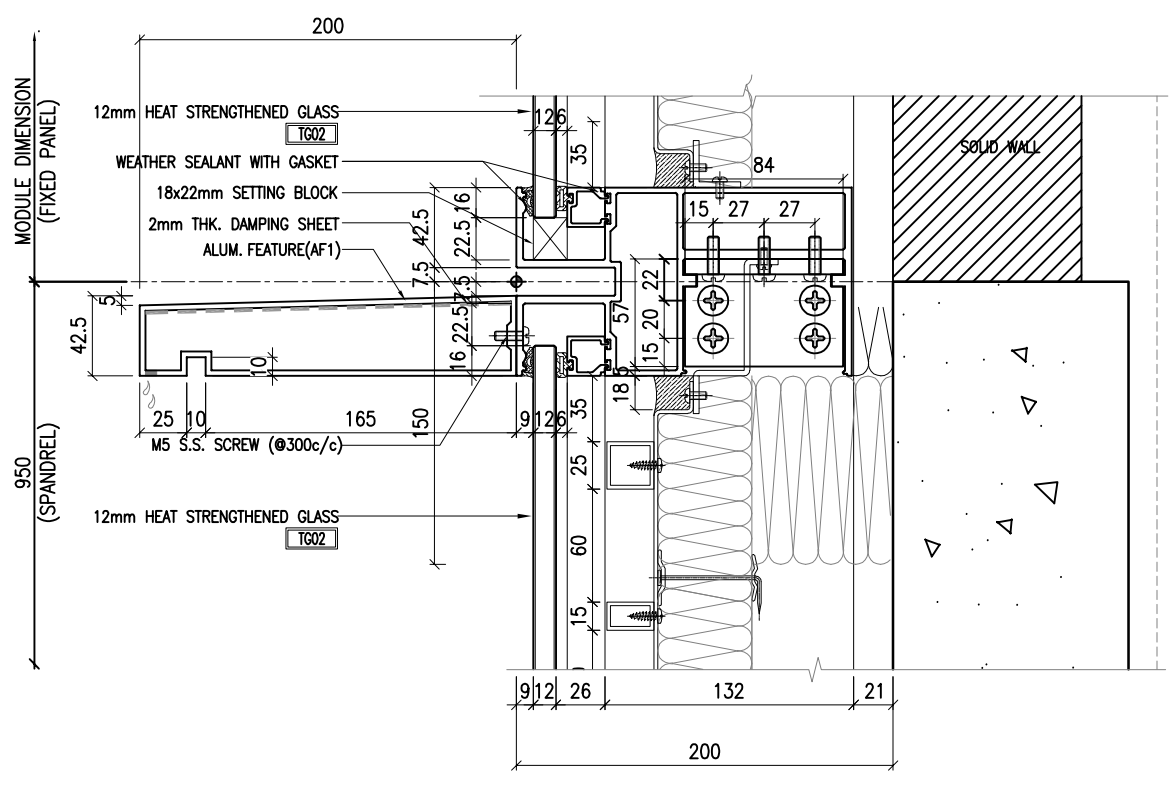
**DATE:** 18-Jun.-24 **SCALE:** 1:2 (A1)  
**DRAWN BY:** Asing **CHECKED BY:**  
**DWG NO.:** J861-SD-CW-6015 **REV.:** A

<b>WONG TUNG &amp; PARTNERS LTD.</b>	
APPROVED	
APPROVED AS NOTED	
APPROVED AS NOTED & RESUBMIT	
RESUBMIT	
NO COMMENT	
REFER OTHER CONSULTANT'S COMMENTS	
Revised for compliance with the design intent. Comments made shall apply as all similar conditions a detail, not just the one noted.	
The approval shall not be construed as relieving the contractor of compliance with the contract documents & requirements.	
Reviewed By	Date

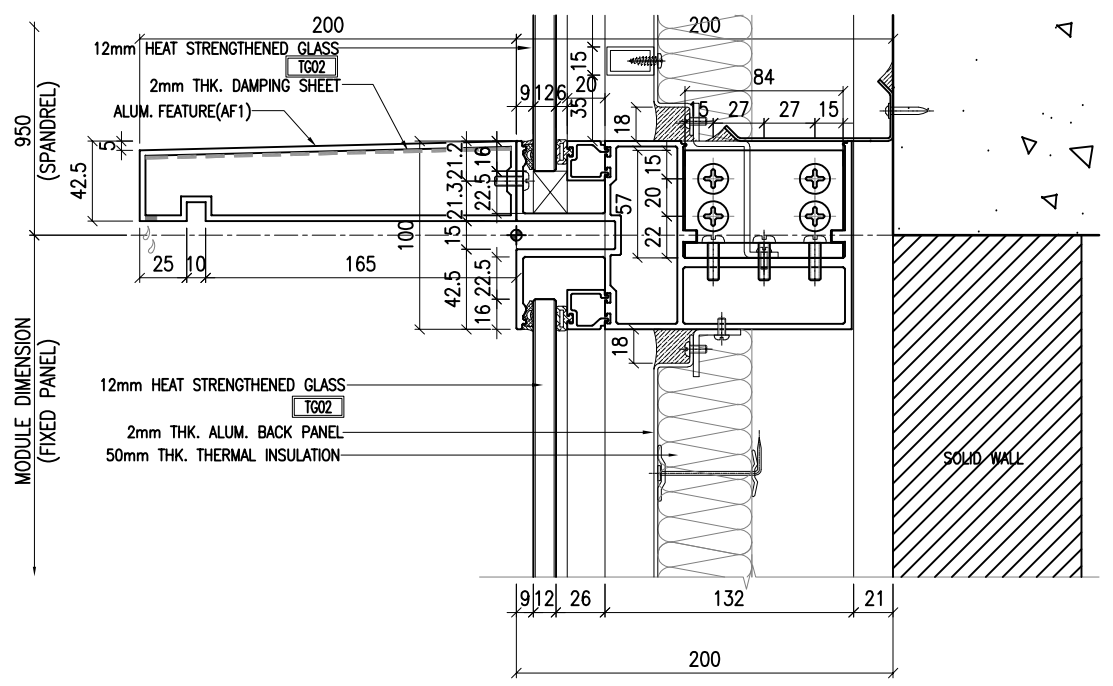
1 TYPICAL TRANSOM DETAIL  
 6015 CURTAIN WALL



1 TYPICAL TRANSOM DETAIL  
6016 CURTAIN WALL



2 TYPICAL TRANSOM DETAIL  
6016 CURTAIN WALL



3 TYPICAL TRANSOM DETAIL  
6016 CURTAIN WALL

**NOTE:**  
 1. ALL DIMENSIONS ARE IN mm.  
 2. ALL ELEVATIONS ARE VIEWED FROM OUTSIDE.  
 3. ALL DIMENSIONS TO BE VERIFIED ON SITE BEFORE FABRICATION.

**LEGEND:**  
 (X1) --- DETAIL MARK NO.  
 (X001) --- REFER SHEET NO.

1. F.F.L --- FINISHED FLOOR LEVEL  
 2. S.F.L --- STRUCTURAL FLOOR LEVEL  
 3. (R) --- REVERSED DETAIL

A	20/9/2024	GENERAL REVISED	
NO.	DATE	REVISED	BY

CLIENT :  
**MILLION BASE PROPERTIES LIMITED**

ARCHITECT :  
**WONG TUNG & PARTNERS LIMITED**  
 ARCHITECTS & PLANNERS

STRUCTURAL ENGINEER :  
**SYW SYW & ASSOCIATES LTD.**  
 CHARTERED ENGINEERS & AUTHORIZED PERSONS  
 邵賢偉建築工程師

MAIN CONTRACTOR :  
**顯利工程有限公司**  
**HIEN LEE ENGINEERING CO., LTD.**

**美特鋁質有限公司**  
**MIDI ALUMINIUM FABRICATOR LTD.**  
 Units 6-8, Sunray Industrial Centre, 1/F  
 610 Cha Kwo Ling Road, Kowloon  
 Tel:23489211-4 Fax:(852)2727666

JOB NO. : J-861

PROJECT :  
 PROPOSED RESIDENTIAL  
 DEVELOPMENT AT NOS. 3-6  
 GLENEALY, CENTRAL, HONG KONG

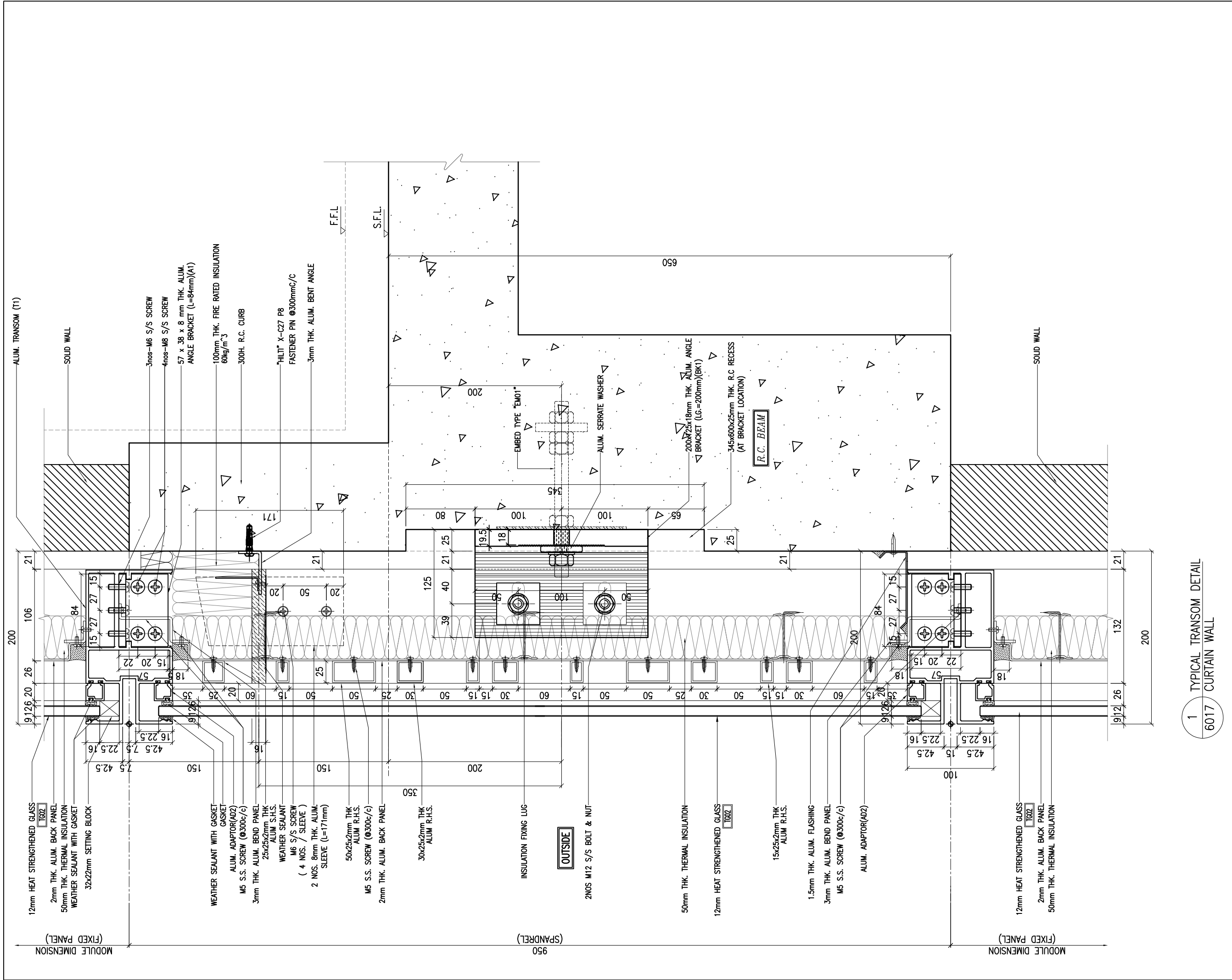
TITLE :  
 TYPICAL TRANSOM DETAIL  
 FOR CURTAIN WALL

DATE : 18-Jun.-24 SCALE : 1:2 (A1)

DRAWN BY : Asing CHECKED BY :

DWG NO. : J861-SD-CW-6016 REV. : A

WONG TUNG & PARTNERS LTD.	
APPROVED	
APPROVED AS NOTED	
APPROVED AS NOTED & RESUBMIT	
RESUBMIT	
NO COMMENT	
REFER OTHER CONSULTANT'S COMMENTS	
Revised for compliance with the design intent. Comments made shall apply as all similar conditions a detail, not just the one noted.	
The approval shall not be construed as relieving the contractor of compliance with the contract documents & requirements.	
Reviewed By	Date



**NOTE:**  
 1. ALL DIMENSIONS ARE IN mm.  
 2. ALL ELEVATIONS ARE VIEWED FROM OUTSIDE.  
 3. ALL DIMENSIONS TO BE VERIFIED ON SITE BEFORE FABRICATION.

**LEGEND:**  
 X1 — DETAIL MARK NO.  
 X001 — REFER SHEET NO.

1. F.F.L. --- FINISHED FLOOR LEVEL  
 2. S.F.L. --- STRUCTURAL FLOOR LEVEL  
 3. (R) --- REVERSED DETAIL

No.	20/9/2024	GENERAL REVISED	BY
	DATE	REVISED	

CLIENT :  
**MILLION BASE PROPERTIES LIMITED**

ARCHITECT :  
**WONG TUNG & PARTNERS LIMITED**  
 ARCHITECTS & PLANNERS

STRUCTURAL ENGINEER :  
**SYW & ASSOCIATES LTD.**  
 STRUCTURAL ENGINEERS & AUTHORIZED PERSONS  
 邵賢偉建築工程師

MAIN CONTRACTOR :  
**顯利工程有限公司**  
**HIEN LEE ENGINEERING CO., LTD.**

**美特鋁質有限公司**  
**MIDI ALUMINIUM FABRICATOR LTD.**  
 Units 6-8, Sunray Industrial Centre, 1/F  
 610 Cha Kwo Ling Road, Kowloon  
 Tel:23489211-4 Fax:(852)2727666

JOB NO. : J-861

PROJECT :  
 PROPOSED RESIDENTIAL DEVELOPMENT AT NOS. 3-6 GLENEALY, CENTRAL, HONG KONG

TITLE :  
 TYPICAL TRANSOM DETAIL FOR CURTAIN WALL

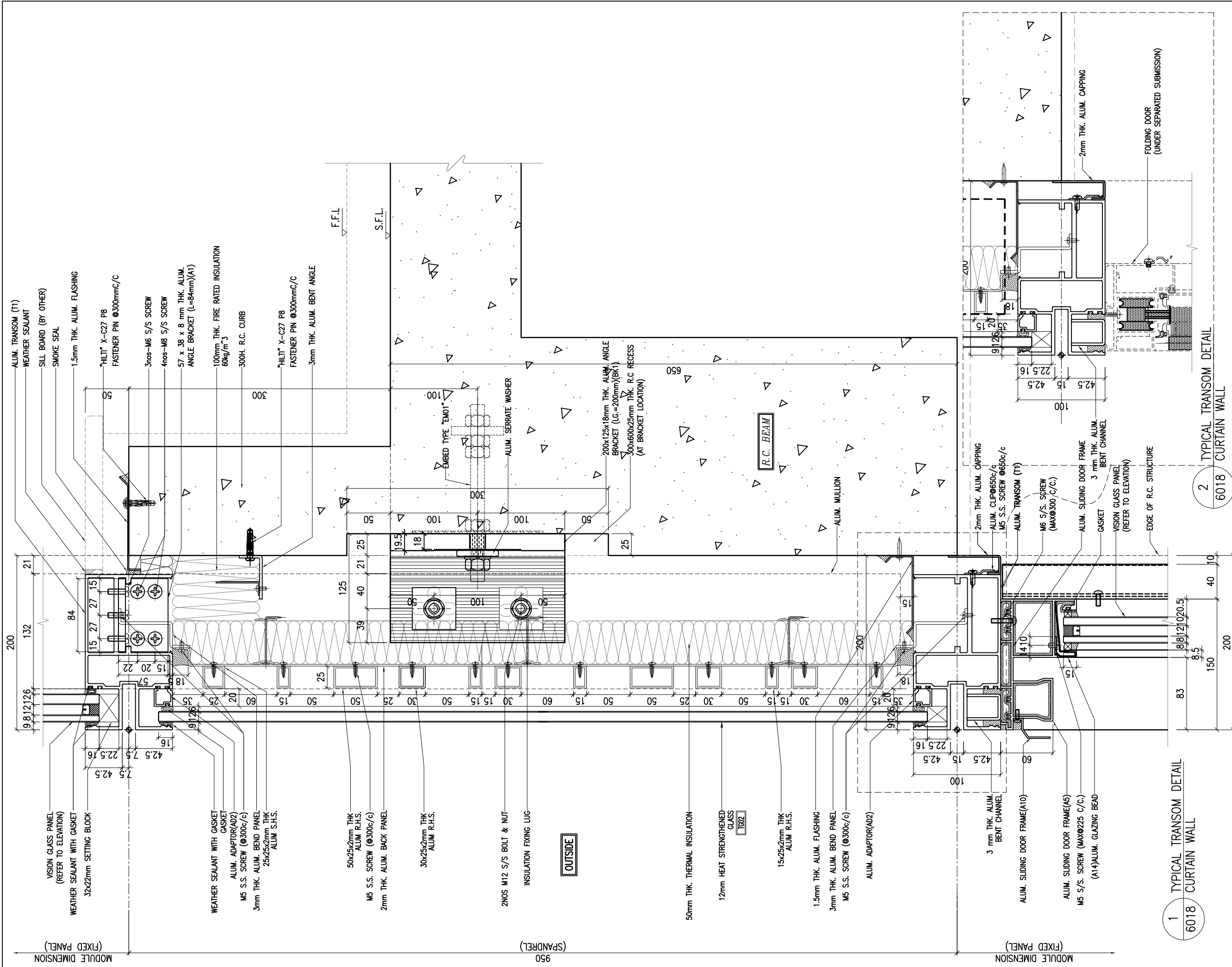
DATE : 18-Jun.-24 SCALE : 1:2 (A1)

DRAWN BY : Asing CHECKED BY :

DWG NO. : J861-SD-CW-6017 REV. : A

1 TYPICAL TRANSOM DETAIL  
 6017 CURTAIN WALL

WONG TUNG & PARTNERS LTD.	
APPROVED	
APPROVED AS NOTED	
APPROVED AS NOTED & RESUBMIT	
RESUBMIT	
NO COMMENT	
REFER OTHER CONSULTANT'S COMMENTS	
Reviewed for compliance with the design intent. Comments made shall apply as all similar conditions a details, not just the one noted.	
The approval shall not be construed as relieving the contractor of compliance with the contract documents & requirements.	
Reviewed By	Date



**NOTE:**

1. ALL DIMENSIONS ARE IN mm.
2. ALL ELEVATIONS ARE VIEWED FROM OUTSIDE.
3. ALL DIMENSIONS TO BE VERIFIED ON SITE BEFORE FABRICATION.

**LEGEND:**

X1 — DETAIL MARK NO.  
X001 — REFER SHEET NO.

1. F.F.L. --- FINISHED FLOOR LEVEL
2. S.F.L. --- STRUCTURAL FLOOR LEVEL
3. (R) --- REVERSED DETAIL

A	20/9/2024	GENERAL REVISED	
NO.	DATE	REVISED	BY

**CLIENT:**  
MILLION BASE PROPERTIES LIMITED

**ARCHITECT:**  
WONG TUNG & PARTNERS LIMITED  
ARCHITECTS & PLANNERS

**STRUCTURAL ENGINEER:**  
SYW SYW & ASSOCIATES LTD.  
REGISTERED CIVIL ENGINEERS & AUTHORIZED PERSONS

**MAIN CONTRACTOR:**  
顯利工程有限公司  
HIEN LEE ENGINEERING CO., LTD.

美特鋁質有限公司  
MIDI ALUMINIUM FABRICATOR LTD.  
Units 6-8, Sunray Industrial Centre, 1/F  
610 Cha Kwo Ling Road, Kowloon  
Tel: 23489211-4 Fax: (852) 2727666

**JOB NO.:** J-861

**PROJECT:** PROPOSED RESIDENTIAL DEVELOPMENT AT NOS. 3-6 GLENEALY, CENTRAL, HONG KONG

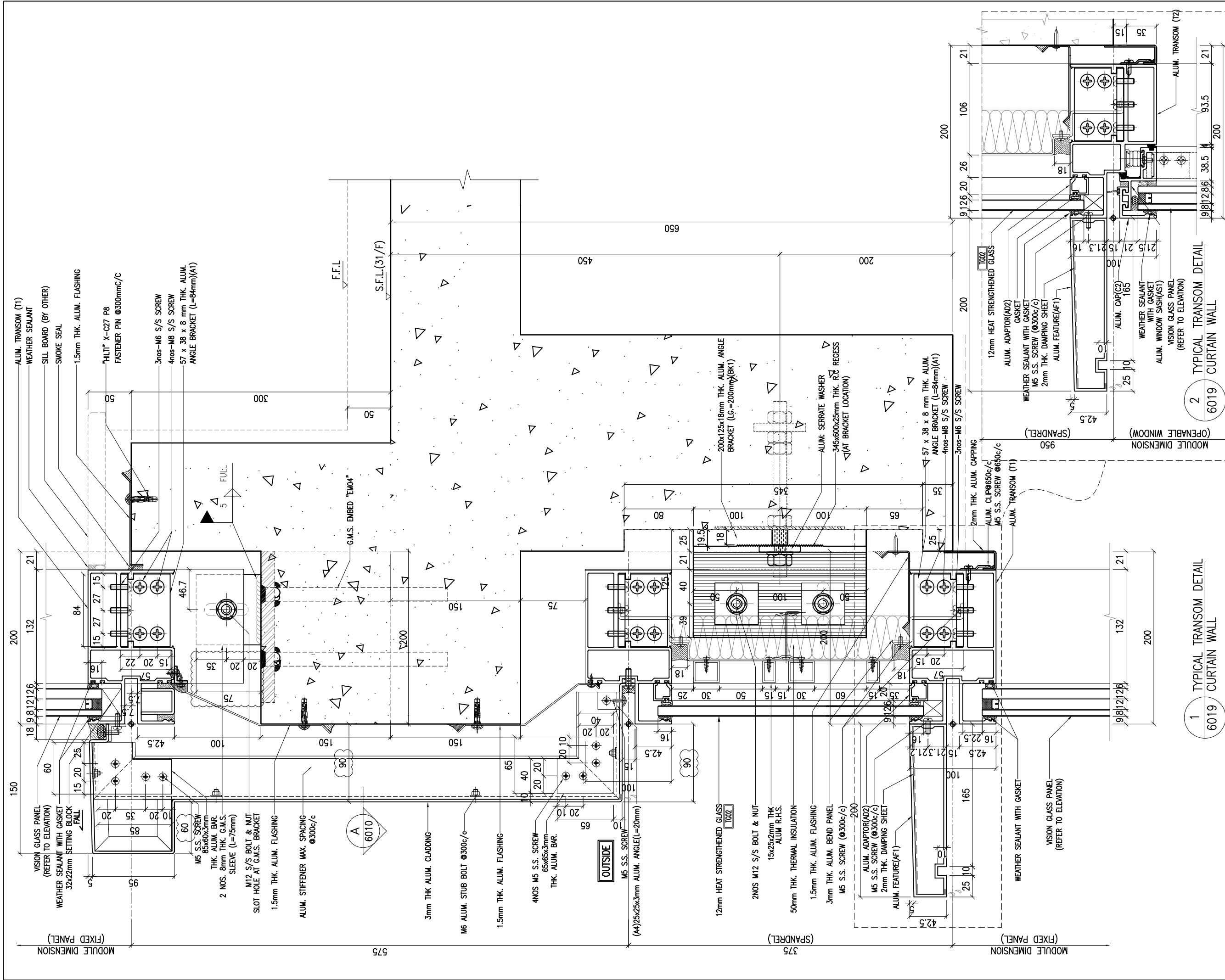
**TITLE:** TYPICAL TRANSOM DETAIL FOR CURTAIN WALL

**DATE:** 18-Jun.-24 **SCALE:** 1:2 (A1)

**DRAWN BY:** Asing **CHECKED BY:**

**DWG NO.:** J861-SD-CW-6018 **REV.:** A

<b>WONG TUNG &amp; PARTNERS LTD.</b>	
APPROVED	
APPROVED AS NOTED	
APPROVED AS NOTED & RESUBMIT	
RESUBMIT	
NO COMMENT	
REFER OTHER CONSULTANT'S COMMENTS	
Revised for compliance with the design input. Comments made shall apply to all similar conditions a details, not just the one noted.	
The approval shall not be construed as relieving the contractor of compliance with the contract documents & requirements.	
Reviewed By	Date



**NOTE:**  
 1. ALL DIMENSIONS ARE IN mm.  
 2. ALL ELEVATIONS ARE VIEWED FROM OUTSIDE.  
 3. ALL DIMENSIONS TO BE VERIFIED ON SITE BEFORE FABRICATION.

**LEGEND:**  
 (X1) --- DETAIL MARK NO.  
 (X001) --- REFER SHEET NO.

1. F.F.L --- FINISHED FLOOR LEVEL  
 2. S.F.L --- STRUCTURAL FLOOR LEVEL  
 3. (R) --- REVERSED DETAIL

NO.	20/9/2024	GENERAL REVISED	BY
NO.	DATE	REVISED	BY

**CLIENT:**  
 MILLION BASE PROPERTIES LIMITED

**ARCHITECT:**  
 WONG TUNG & PARTNERS LIMITED  
 ARCHITECTS & PLANNERS

**STRUCTURAL ENGINEER:**  
 SYW SYW & ASSOCIATES LTD.  
 CONSULTING ENGINEERS & ARCHITECTS

**MAIN CONTRACTOR:**  
 顯利工程有限公司  
 HIEN LEE ENGINEERING CO., LTD.

美特鋁質有限公司  
 MIDI ALUMINIUM FABRICATOR LTD.  
 Units 6-8, Sunray Industrial Centre, 1/F  
 610 Cha Kwo Ling Road, Kowloon  
 Tel: 23489211-4 Fax: (852) 2727666

**JOB NO.:** J-861

**PROJECT:**  
 PROPOSED RESIDENTIAL DEVELOPMENT AT NOS. 3-6 GLENEALY, CENTRAL, HONG KONG

**TITLE:**  
 TYPICAL TRANSOM DETAIL FOR CURTAIN WALL

**DATE:** 18-Jun.-24 **SCALE:** 1:2 (A1)

**DRAWN BY:** :Aasing **CHECKED BY:**

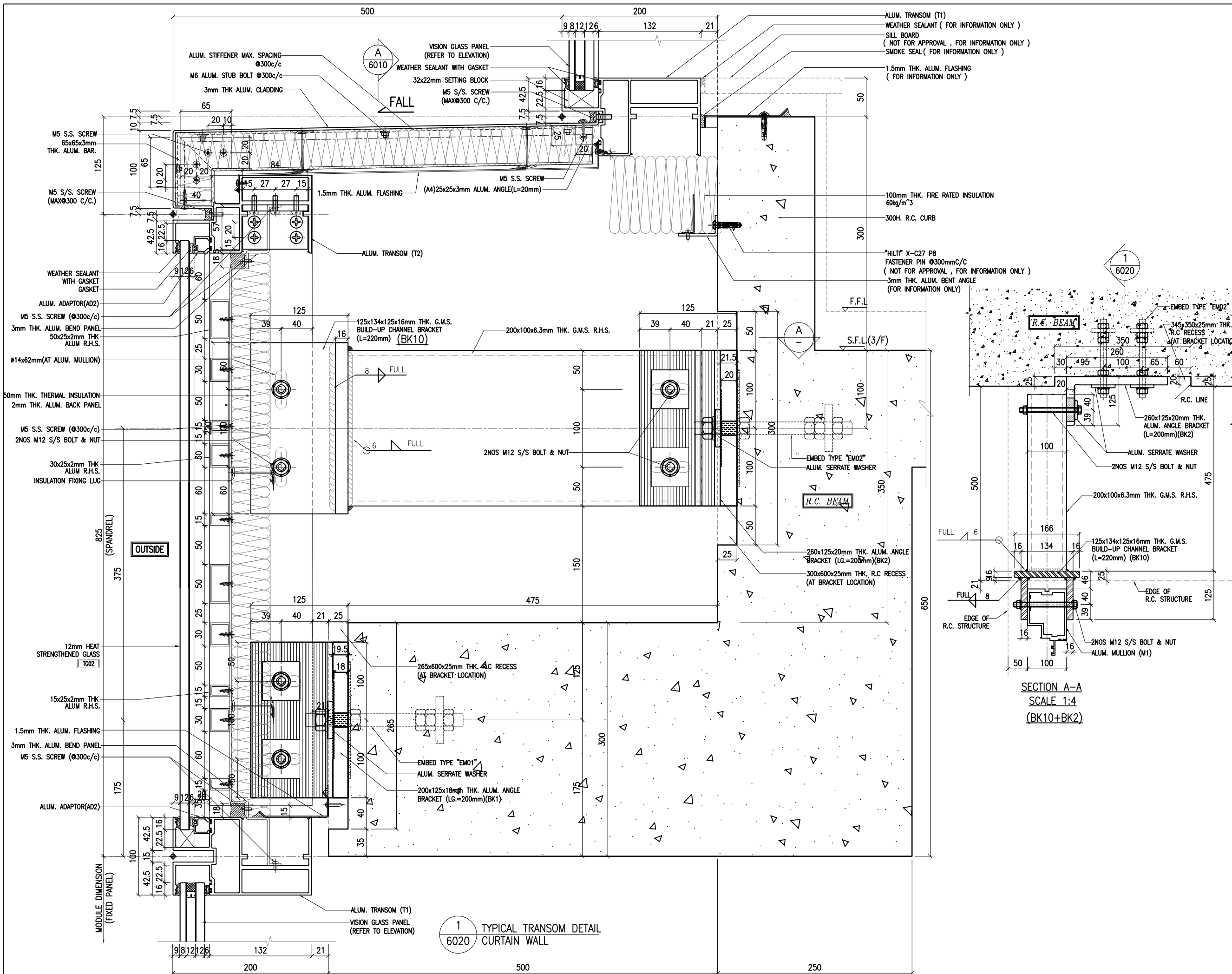
**DWG NO.:** J861-SD-CW-6019 **REV.:** A

**WONG TUNG & PARTNERS LTD.**

APPROVED	
APPROVED AS NOTED	
APPROVED AS NOTED & RESUBMIT	
RESUBMIT	
NO COMMENT	
REFER OTHER CONSULTANT'S COMMENTS	

Reviewed for compliance with the design intent. Comments made shall apply to all similar conditions & details, not just the one noted.  
 The approval shall not be construed as relieving the contractor of compliance with the contract documents & requirements.

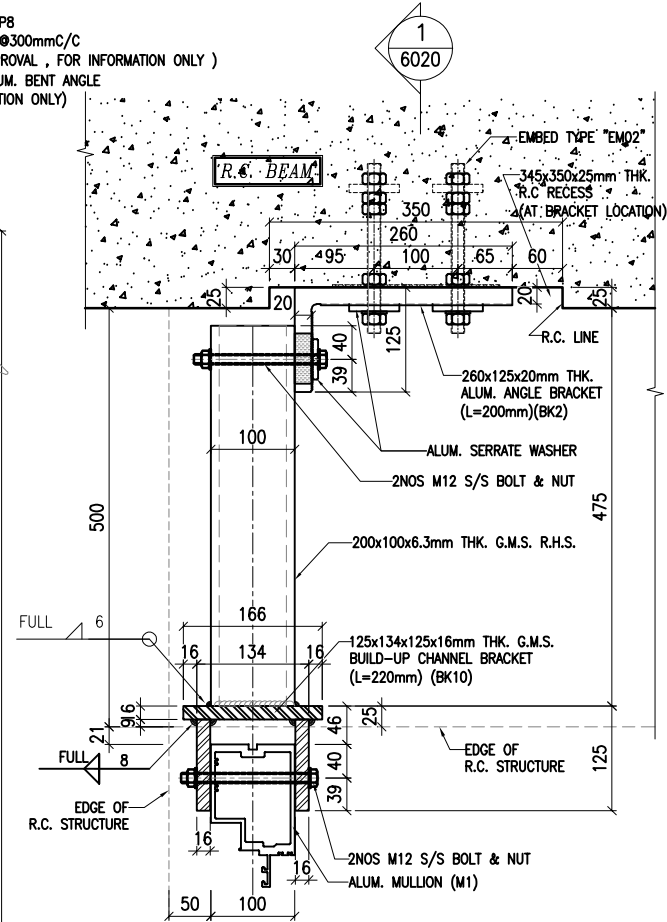
Reviewed By: \_\_\_\_\_ Date: \_\_\_\_\_



ALUM. TRANSOM (T1)  
 WEATHER SEALANT ( FOR INFORMATION ONLY )  
 SILL BOARD  
 ( NOT FOR APPROVAL , FOR INFORMATION ONLY )  
 SMOKE SEAL ( FOR INFORMATION ONLY )  
 1.5mm THK. ALUM. FLASHING  
 ( FOR INFORMATION ONLY )

100mm THK. FIRE RATED INSULATION  
 60kg/m<sup>3</sup>  
 300H. R.C. CURB  
 "HILTI" X-C27 P8  
 FASTENER PIN @300mmC/C  
 ( NOT FOR APPROVAL , FOR INFORMATION ONLY )  
 3mm THK. ALUM. BENT ANGLE  
 (FOR INFORMATION ONLY)

F.F.L.  
 S.F.L.(3/F)



SECTION A-A  
 SCALE 1:4  
 (BK10+BK2)

**NOTE:**  
 1. ALL DIMENSIONS ARE IN mm.  
 2. ALL ELEVATIONS ARE VIEWED FROM OUTSIDE.  
 3. ALL DIMENSIONS TO BE VERIFIED ON SITE BEFORE FABRICATION.

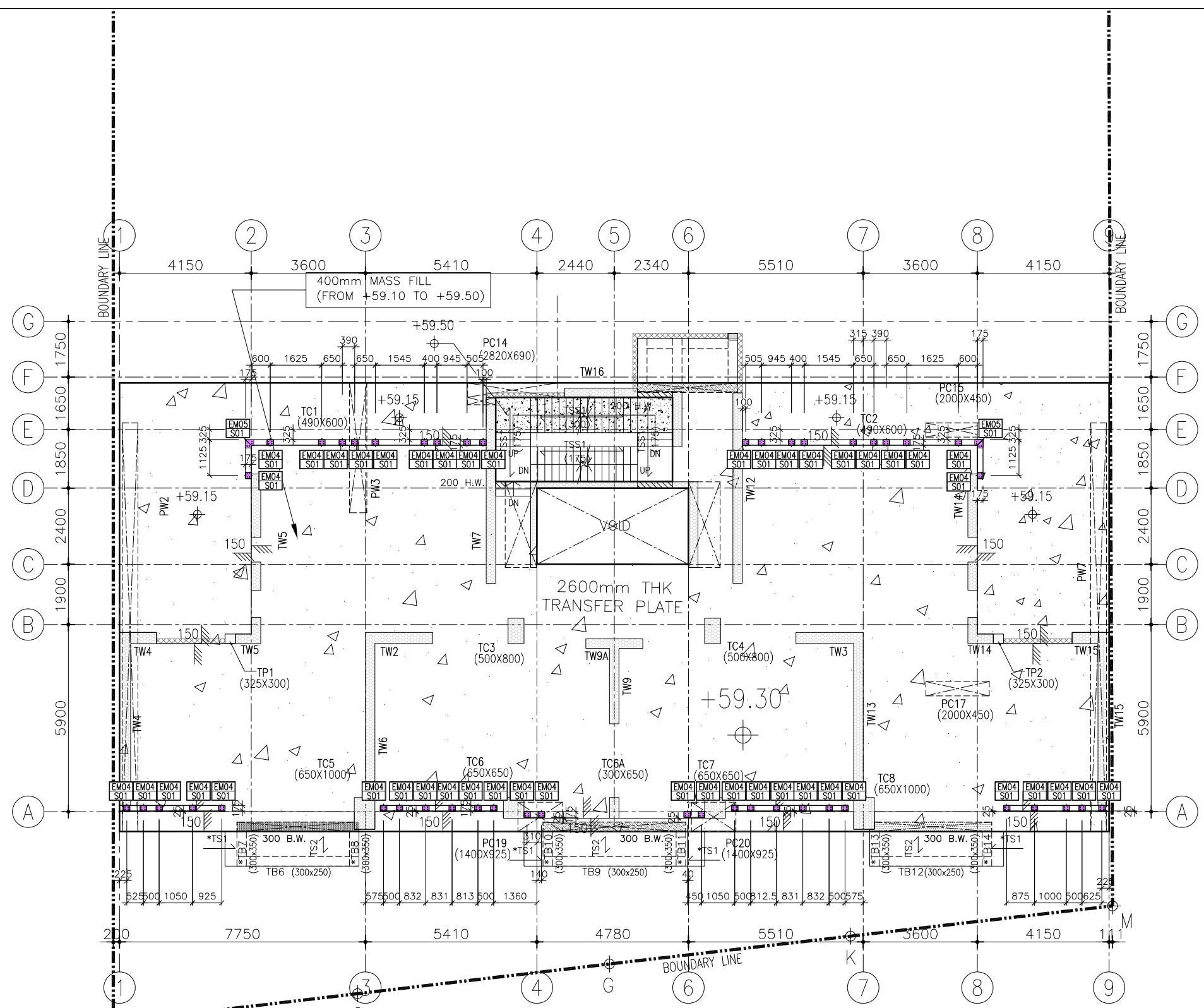
**LEGEND:**  
 (X1) --- DETAIL MARK NO.  
 (X001) --- REFER SHEET NO.

1. F.F.L. --- FINISHED FLOOR LEVEL  
 2. S.F.L. --- STRUCTURAL FLOOR LEVEL  
 3. (R) --- REVERSED DETAIL

NO.	DATE	REVISED	BY
CLIENT : <b>MILLION BASE PROPERTIES LIMITED</b>			
ARCHITECT : <b>WONG TUNG &amp; PARTNERS LIMITED</b> ARCHITECTS & PLANNERS			
STRUCTURAL ENGINEER : <b>SYW SYW &amp; ASSOCIATES LTD.</b> CHARTERED ENGINEERS & AUTHORIZED PERSONS <b>邵賢偉建築工程師</b>			
MAIN CONTRACTOR : <b>顯利工程有限公司</b> <b>HIEN LEE ENGINEERING CO., LTD.</b>			
JOB NO. : J-861			
PROJECT : PROPOSED RESIDENTIAL DEVELOPMENT AT NOS. 3-6 GLENEALY, CENTRAL, HONG KONG			
TITLE : TYPICAL TRANSOM DETAIL FOR CURTAIN WALL			
DATE : 6-SEP.-24	SCALE : 1:2 (A1)		
DRAWN BY : Asing	CHECKED BY :		
DWG NO. : J861-SD-CW-6020	REV. : -		

WONG TUNG & PARTNERS LTD.	
APPROVED	
APPROVED AS NOTED	
APPROVED AS NOTED & RESUBMIT	
RESUBMIT	
NO COMMENT	
REFER OTHER CONSULTANT'S COMMENTS	
Reviewed for compliance with the design intent. Comments made shall apply as all similar conditions a detail, not just the one noted.	
The approval shall not be construed as relieving the contractor of compliance with the contract documents & requirements.	
Reviewed By	Date

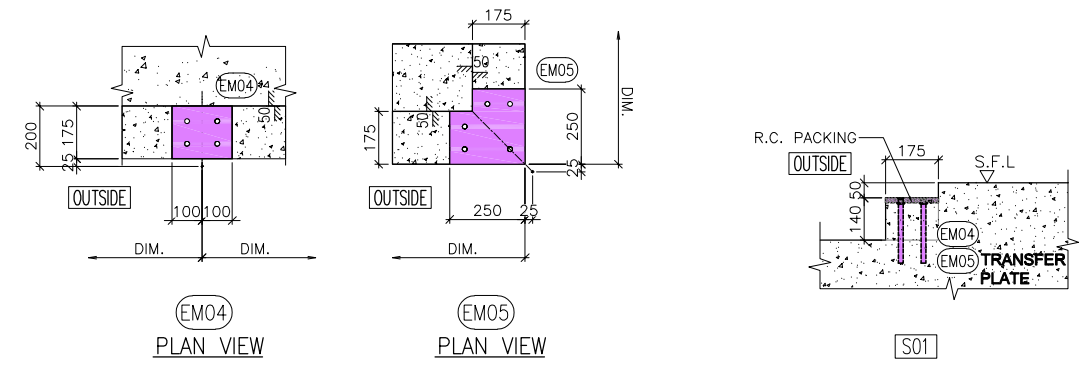
1  
 6020  
 TYPICAL TRANSOM DETAIL  
 CURTAIN WALL



R.C. STRUCTURAL ELEMENT  
COL./ BEAM / SLAB  
IS (UNDER SEPARATED SUBMISSION)

- LEGENDS:
- CONC. FILL
  - B.W. BEARING WALL (ABOVE)
  - B.W. BEARING WALL (UNDER)
  - H.W. HANGER WALL (UNDER)
  - COL./WALL (ABOVE)
  - COL./WALL (UNDER)
  - PRACAST FACADE (UNDER SEPARATE SUBMISSION)

1 TOWER 2/F EMBED PLAN  
CURTAIN WALL



NOTE:  
1. ALL DIMENSIONS ARE IN mm.  
2. ALL ELEVATIONS ARE VIEWED FROM OUTSIDE.  
3. ALL DIMENSIONS TO BE VERIFIED ON SITE BEFORE FABRICATION.

LEGEND:  
X1 -- DETAIL MARK NO.  
X001 -- REFER SHEET NO.

1. F.F.L. -- FINISHED FLOOR LEVEL  
2. S.F.L. -- STRUCTURAL FLOOR LEVEL  
3. (R) -- REVERSED DETAIL

A	20/9/2024	GENERAL REVISED
NO.	DATE	REVISED BY

CLIENT :  
**MILLION BASE PROPERTIES LIMITED**

ARCHITECT :  
**WONG TUNG & PARTNERS LIMITED**  
ARCHITECTS & PLANNERS

STRUCTURAL ENGINEER :  
**SYW SYW & ASSOCIATES LTD.**  
REGISTERED ENGINEERS & AUTHORIZED PERSONS  
邵賢偉建築工程師

MAIN CONTRACTOR :  
**顯利工程有限公司**  
HIEN LEE ENGINEERING CO., LTD.

**美特鋁質有限公司**  
MIDI ALUMINIUM FABRICATOR LTD.  
Units 6-8, Sunray Industrial Centre, 1/F  
610 Cha Kwo Ling Road, Kowloon  
Tel:23489211-4 Fax:(852)2727666

JOB NO. : J-861

PROJECT :  
PROPOSED RESIDENTIAL  
DEVELOPMENT AT NOS. 3-6  
GLENEALY, CENTRAL, HONG KONG

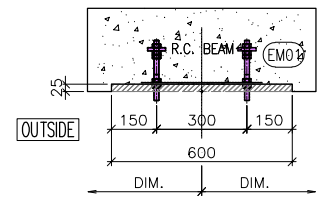
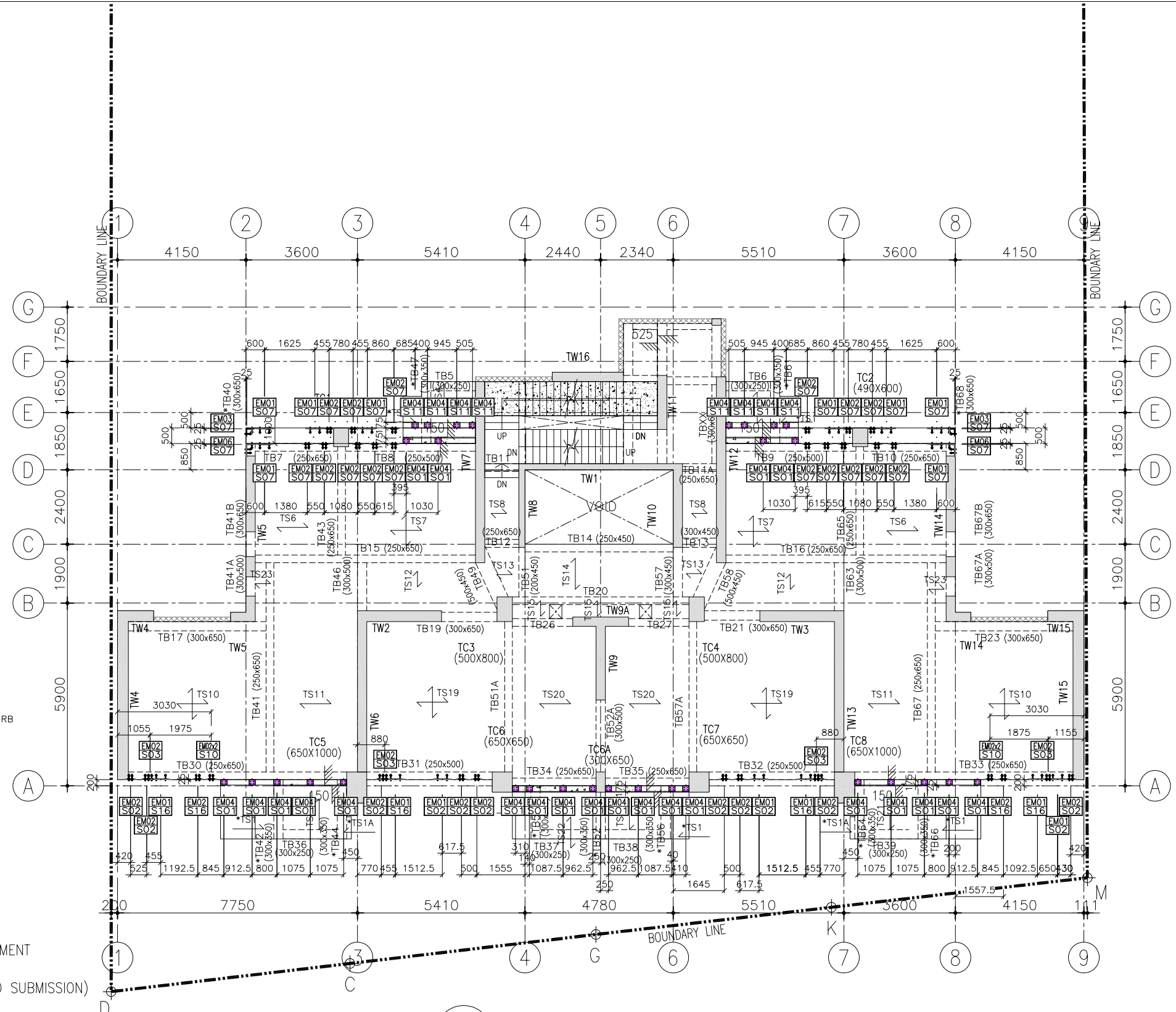
TITLE :  
TOWER 2/F EMBED PLAN  
FOR CURTAIN WALL

DATE : 06-Sep.-24 SCALE : 1:75 (A1)

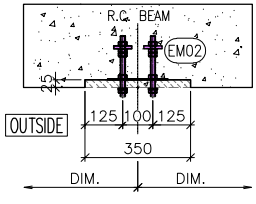
DRAWN BY : Asing CHECKED BY :

DWG NO. : J861-SD-CW-7001 REV. : A

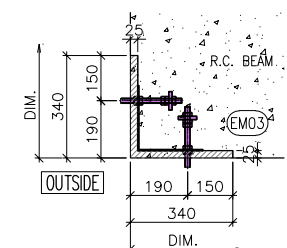
WONG TUNG & PARTNERS LTD.	
APPROVED	
APPROVED AS NOTED	
APPROVED AS NOTED & RESUBMIT	
RESUBMIT	
NO COMMENT	
REFER OTHER CONSULTANT'S COMMENTS	
Revised to comply with the design intent. Comments made shall apply as all similar conditions a detail, not just the one noted.	
The approval shall not be construed as relieving the contractor of compliance with the contract documents & requirements.	
Reviewed By	Date



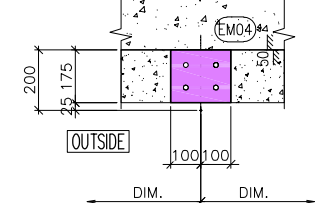
EMO1 PLAN VIEW



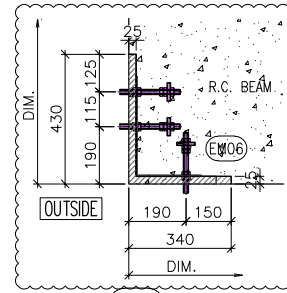
EMO2 PLAN VIEW



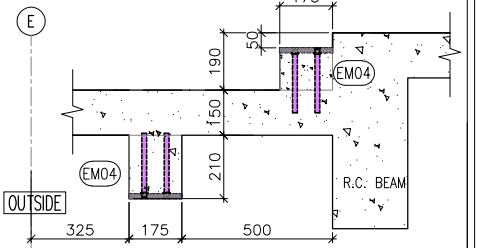
EMO3 PLAN VIEW



EMO4 PLAN VIEW



EMO6 PLAN VIEW



S11 FLOOR LEVEL

NOTE:  
 1. ALL DIMENSIONS ARE IN mm.  
 2. ALL ELEVATIONS ARE VIEWED FROM OUTSIDE.  
 3. ALL DIMENSIONS TO BE VERIFIED ON SITE BEFORE FABRICATION.

LEGEND:  
 X1 -- DETAIL MARK NO.  
 X001 -- REFER SHEET NO.

1. F.F.L -- FINISHED FLOOR LEVEL  
 2. S.F.L -- STRUCTURAL FLOOR LEVEL  
 3. (R) -- REVERSED DETAIL

A	20/9/2024	GENERAL REVISED
NO.	DATE	REVISED BY

CLIENT:  
**MILLION BASE PROPERTIES LIMITED**

ARCHITECT:  
**WONG TUNG & PARTNERS LIMITED**  
 ARCHITECTS & PLANNERS

STRUCTURAL ENGINEER:  
**SYW SYW & ASSOCIATES LTD.**  
 邵賢偉建築工程師

MAIN CONTRACTOR:  
**顯利工程有限公司**  
**HIEN LEE ENGINEERING CO., LTD.**

**美特鋁質有限公司**  
**MIDI ALUMINIUM FABRICATOR LTD.**  
 Units 6-8, Sunray Industrial Centre, 1/F  
 610 Cha Kwo Ling Road, Kowloon  
 Tel: 23489211-4 Fax: (852) 2727666

JOB NO.: J-861

PROJECT:  
 PROPOSED RESIDENTIAL DEVELOPMENT AT NOS. 3-6 GLENEALY, CENTRAL, HONG KONG

TITLE:  
 LOW ZONE TOWER 3/F EMBED PLAN FOR CURTAIN WALL

DATE: 06-Sep-24 SCALE: 1:75 (A1)

DRAWN BY: Asing CHECKED BY:

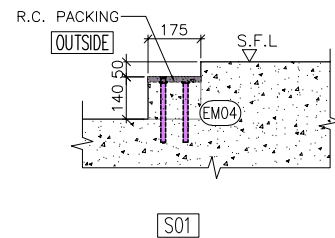
DWG NO.: J861-SD-CW-7002 REV.: A

WONG TUNG & PARTNERS LTD.	
APPROVED	
APPROVED AS NOTED	
APPROVED AS NOTED & RESUBMIT	
RESUBMIT	
NO COMMENT	
REFER OTHER CONSULTANT'S COMMENTS	
Revised to comply with the design intent. Comments made shall apply to all similar conditions & details, not just the one noted.	
The approval shall not be construed as relieving the contractor of compliance with the contract documents & requirements.	
Reviewed By	Date

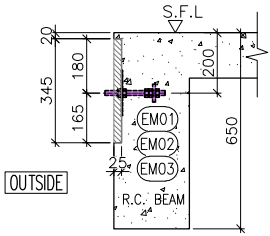
R.C. STRUCTURAL ELEMENT COL./ BEAM / SLAB IS (UNDER SEPARATED SUBMISSION)

LEGENDS:

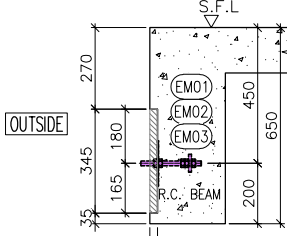
- CONC. FILL
- BEARING WALL (ABOVE)
- BEARING WALL (UNDER)
- HANGER WALL (UNDER)
- COL/WALL (ABOVE)
- COL/WALL (UNDER)
- PRACAST FACADE (UNDER SEPARATE SUBMISSION)



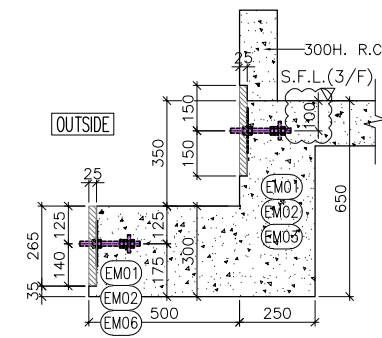
S01



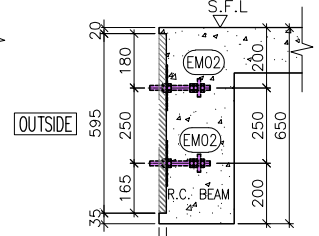
S02



S03

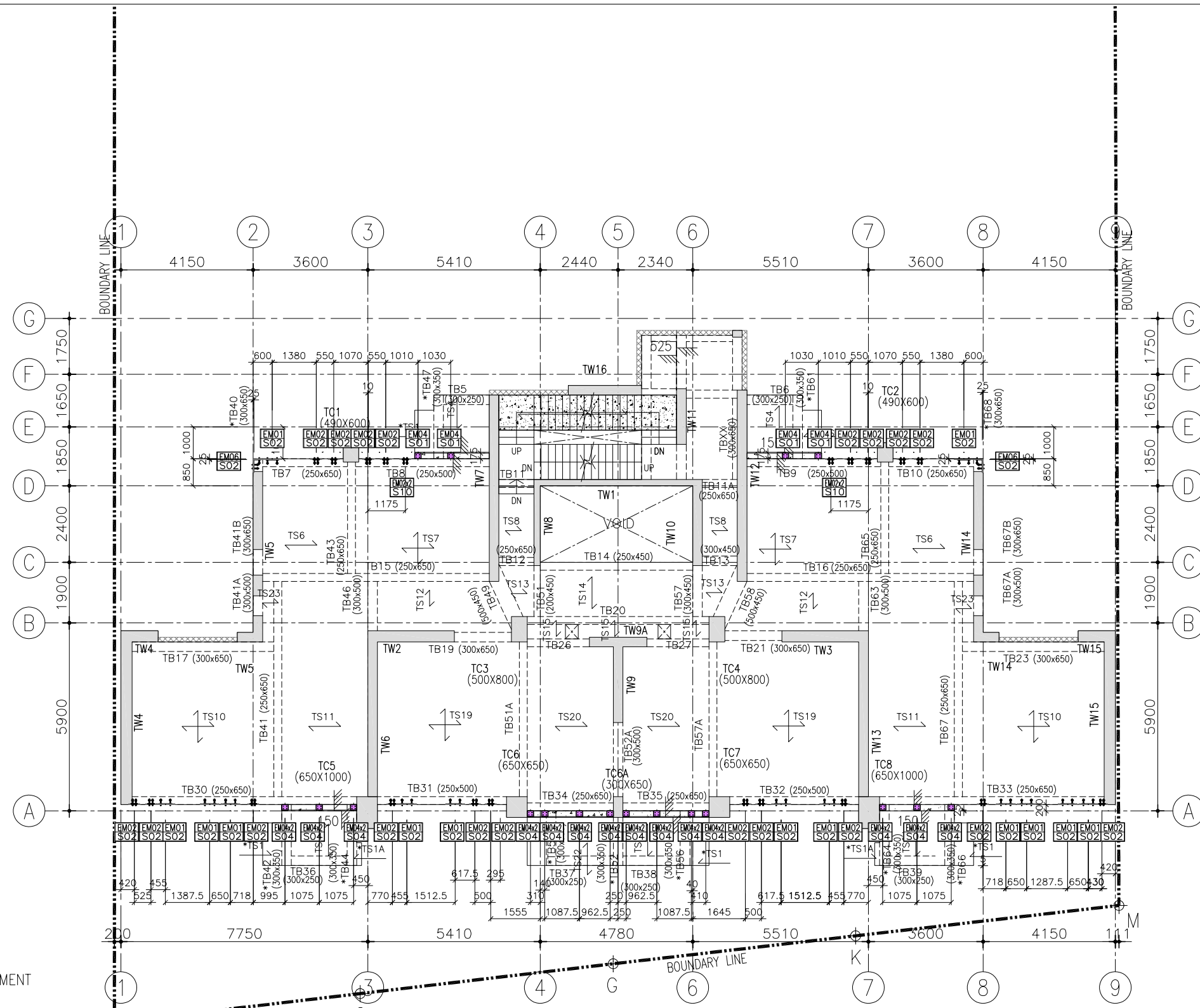


S07



S10

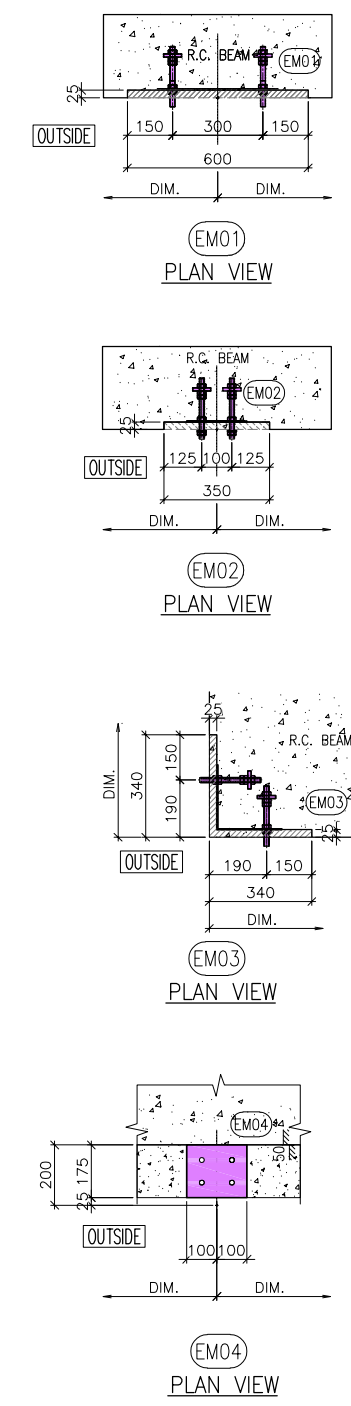
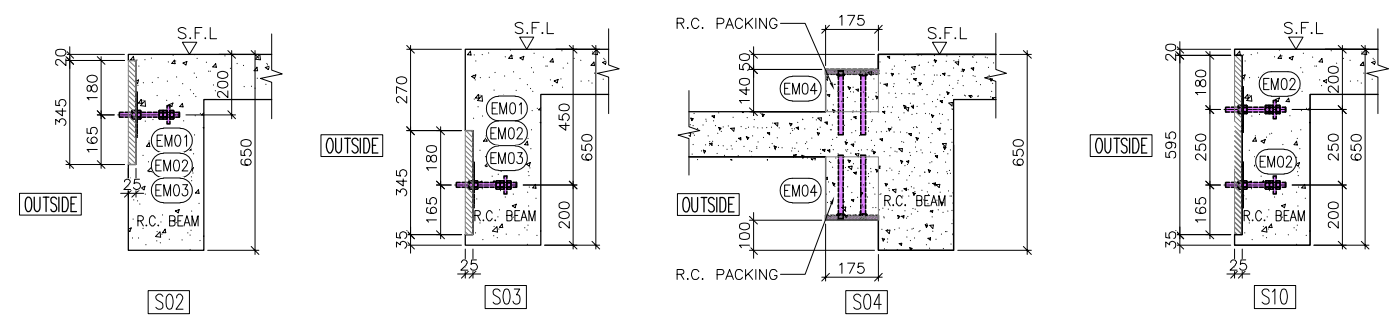
1 LOW ZONE TOWER 3/F EMBED PLAN CURTAIN WALL



R.C. STRUCTURAL ELEMENT  
COL./ BEAM / SLAB  
IS (UNDER SEPARATED SUBMISSION)

- LEGENDS:
- CONC. FILL
  - B.W. BEARING WALL (ABOVE)
  - B.W. BEARING WALL (UNDER)
  - H.W. HANGER WALL (UNDER)
  - COL./WALL (ABOVE)
  - COL./WALL (UNDER)
  - PRACAST FACADE (UNDER SEPARATE SUBMISSION)

1 LOW ZONE TOWER 5/F TO 12/F EMBED PLAN (13/F&14/F OMITTED) (8 STOREYS)  
- CURTAIN WALL



FLOOR LEVEL

5/F	+66.20
6/F	+69.50
7/F	+72.80
8/F	+76.10
9/F	+79.40
10/F	+82.70
11/F	+86.00
12/F	+89.30

NOTE:  
1. ALL DIMENSIONS ARE IN mm.  
2. ALL ELEVATIONS ARE VIEWED FROM OUTSIDE.  
3. ALL DIMENSIONS TO BE VERIFIED ON SITE BEFORE FABRICATION.

LEGEND:  
X1 - DETAIL MARK NO.  
X001 - REFER SHEET NO.  
1. F.F.L. -- FINISHED FLOOR LEVEL  
2. S.F.L. -- STRUCTURAL FLOOR LEVEL  
3. (R) -- REVERSED DETAIL

A	20/9/2024	GENERAL REVISED	
NO.	DATE	REVISED	BY

CLIENT :  
**MILLION BASE PROPERTIES LIMITED**

ARCHITECT :  
**WONG TUNG & PARTNERS LIMITED**  
ARCHITECTS & PLANNERS

STRUCTURAL ENGINEER :  
**SYW SYW & ASSOCIATES LTD.**  
REGISTERED PROFESSIONAL ENGINEERS  
邵賢偉建築工程師

MAIN CONTRACTOR :  
**顯利工程有限公司**  
**HIEN LEE ENGINEERING CO., LTD.**

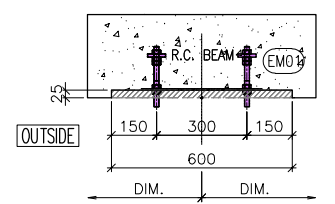
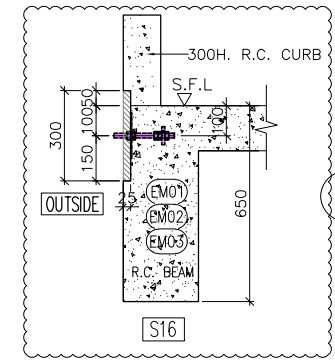
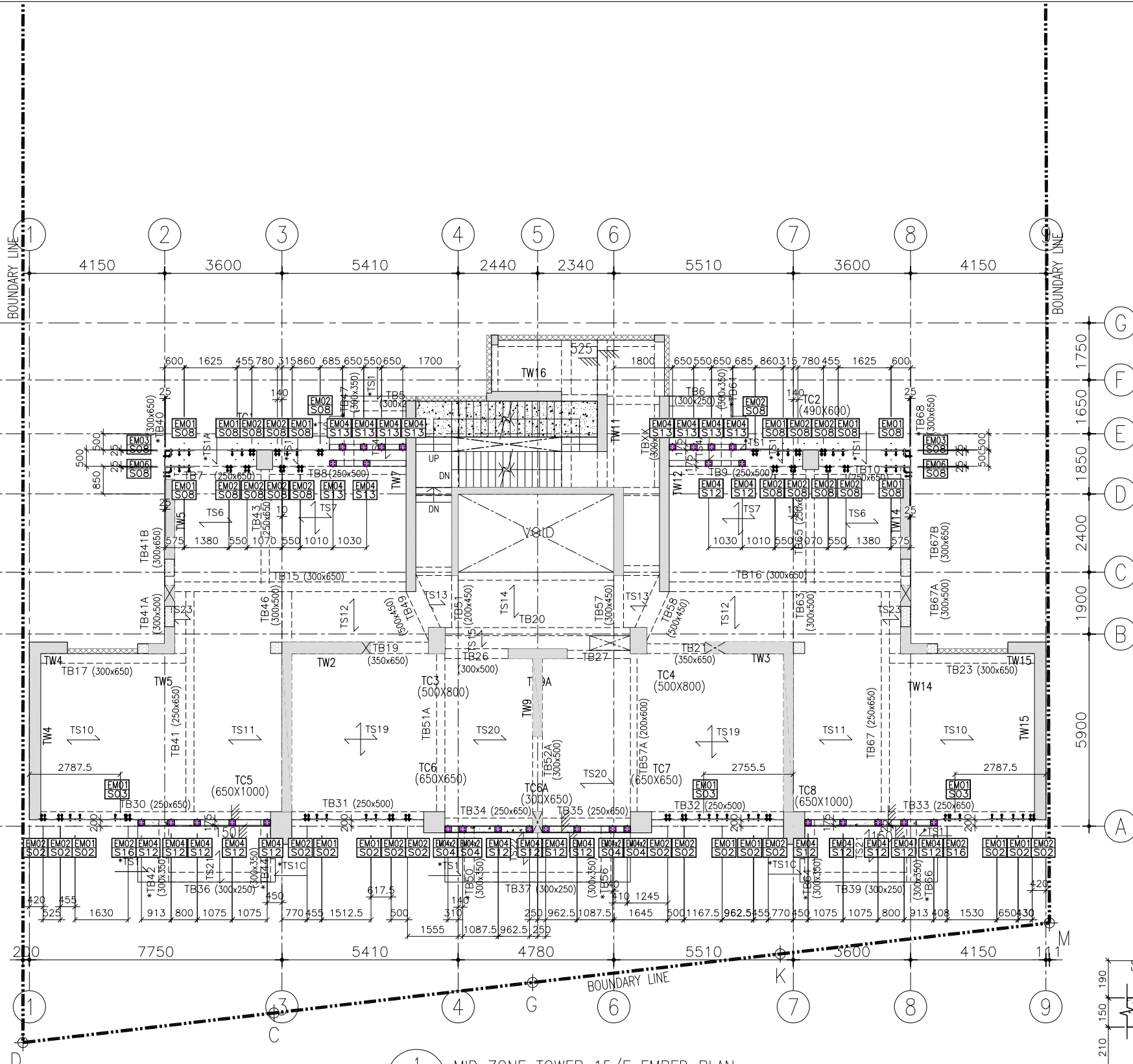
**美特鋁質有限公司**  
**MIDI ALUMINIUM FABRICATOR LTD.**  
Units 6-8, Sunray Industrial Centre, 1/F  
610 Cha Kwo Ling Road, Kowloon  
Tel:23489211-4 Fax:(852)2727666

JOB NO. : J-861  
PROJECT : PROPOSED RESIDENTIAL DEVELOPMENT AT NOS. 3-6 GLENEALY, CENTRAL, HONG KONG

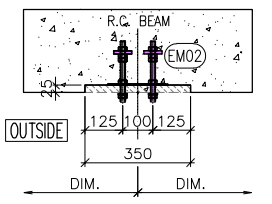
TITLE : LOW ZONE TOWER 5/F TO 12/F EMBED PLAN (13/F&14/F OMITTED) FOR CURTAIN WALL

DATE : 06-Sep.-24 SCALE : 1:75 (A1)  
DRAWN BY : Asing CHECKED BY :  
DWG NO. : J861-SD-CW-7003 REV. : A

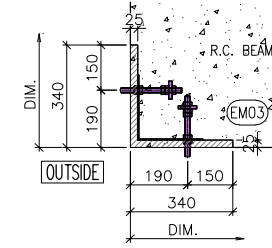
WONG TUNG & PARTNERS LTD.	
APPROVED	
APPROVED AS NOTED	
APPROVED AS NOTED & RESUBMIT	
RESUBMIT	
NO COMMENT	
REFER OTHER CONSULTANT'S COMMENTS	
Reviewed for compliance with the design intent. Comments made shall apply to all similar conditions & details, not just the one noted. The approval shall not be construed as relieving the contractor of compliance with the contract documents & requirements.	
Reviewed By	Date



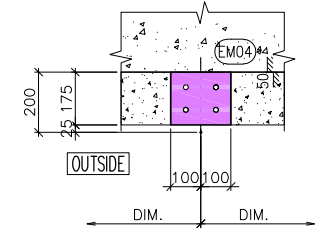
EMO1  
PLAN VIEW



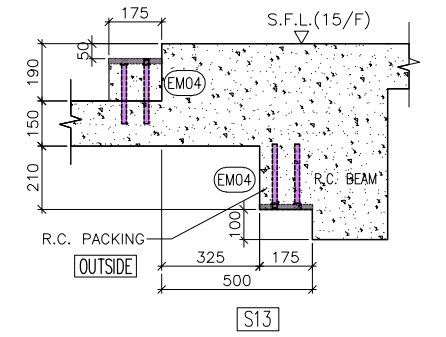
EMO2  
PLAN VIEW



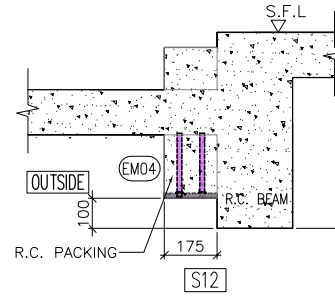
EMO3  
PLAN VIEW



EMO4  
PLAN VIEW



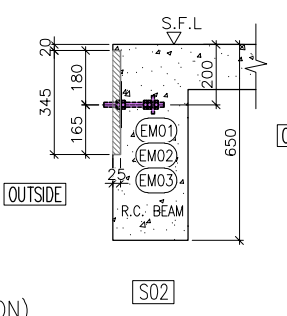
S13



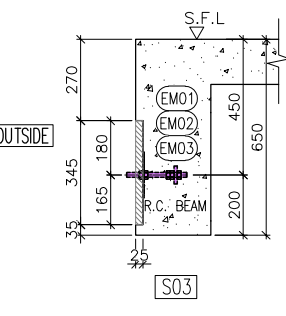
S12

R.C. STRUCTURAL ELEMENT  
COL./ BEAM / SLAB  
IS (UNDER SEPARATED SUBMISSION)

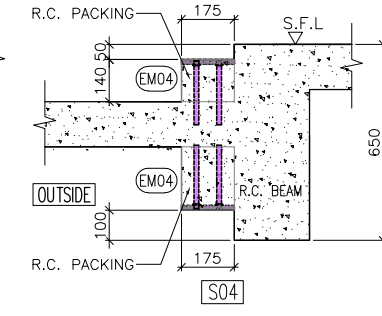
- LEGENDS:
- CONC. FILL
  - BEARING WALL (ABOVE)
  - BEARING WALL (UNDER)
  - HANGER WALL (UNDER)
  - COL/WALL (ABOVE)
  - COL/WALL (UNDER)
  - PRACAST FACADE (UNDER SEPARATE SUBMISSION)



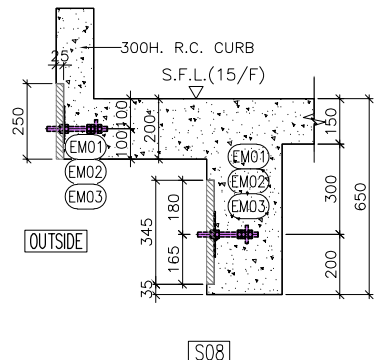
S02



S03



S04



S08

1 MID ZONE TOWER 15/F EMBED PLAN  
CURTAIN WALL

NOTE:  
1. ALL DIMENSIONS ARE IN mm.  
2. ALL ELEVATIONS ARE VIEWED FROM OUTSIDE.  
3. ALL DIMENSIONS TO BE VERIFIED ON SITE BEFORE FABRICATION.

LEGEND:  
X1 -- DETAIL MARK NO.  
X001 -- REFER SHEET NO.  
1. F.F.L. -- FINISHED FLOOR LEVEL  
2. S.F.L. -- STRUCTURAL FLOOR LEVEL  
3. (R) -- REVERSED DETAIL

A	20/9/2024	GENERAL REVISED
NO.	DATE	REVISED BY

CLIENT:  
**MILLION BASE PROPERTIES LIMITED**

ARCHITECT:  
**WONG TUNG & PARTNERS LIMITED**  
ARCHITECTS & PLANNERS

STRUCTURAL ENGINEER:  
**SYW SYW & ASSOCIATES LTD.**  
STRUCTURAL ENGINEERS & AUTHORIZED PERSONS  
邵賢偉建築工程師

MAIN CONTRACTOR:  
**顯利工程有限公司**  
HIEN LEE ENGINEERING CO., LTD.

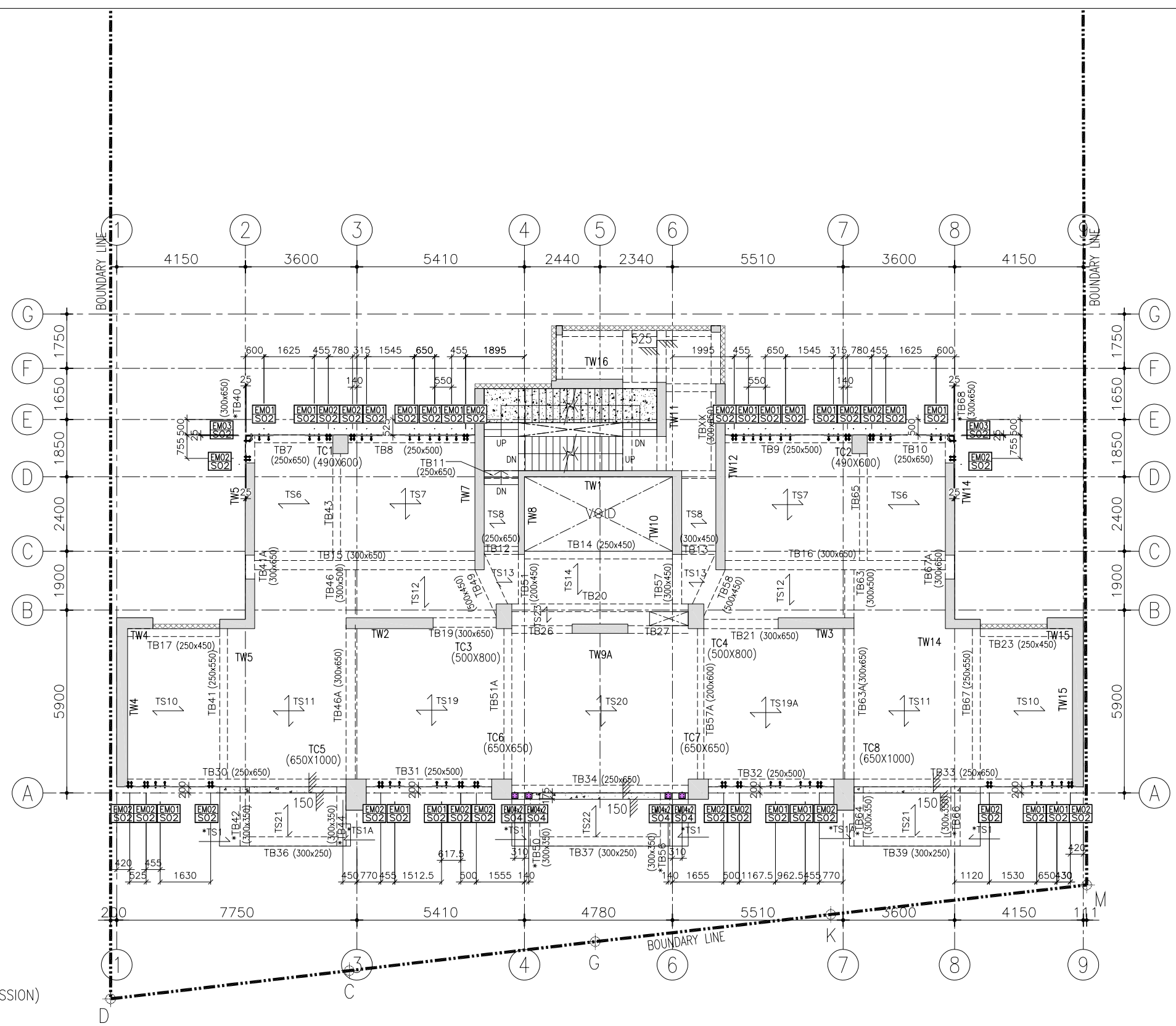
**美特鋁質有限公司**  
MIDI ALUMINIUM FABRICATOR LTD.  
Units 6-8, Sunray Industrial Centre, 1/F  
610 Cha Kwo Ling Road, Kowloon  
Tel: 23489211-4 Fax: (852) 27727666

JOB NO.: J-861  
PROJECT: PROPOSED RESIDENTIAL DEVELOPMENT AT NOS. 3-6 GLENEALY, CENTRAL, HONG KONG

TITLE: MID ZONE TOWER 15/F EMBED PLAN FOR CURTAIN WALL

DATE: 06-Sep-24	SCALE: 1:75 (A1)
DRAWN BY: Asing	CHECKED BY:
DWG NO.: J861-SD-CW-7004	REV.: A

WONG TUNG & PARTNERS LTD.	
APPROVED	
APPROVED AS NOTED	
APPROVED AS NOTED & RESUBMIT	
RESUBMIT	
NO COMMENT	
REFER OTHER CONSULTANT'S COMMENTS	
Reviewed for compliance with the design intent. Comments made shall apply as all similar conditions a detail, not an the exception.	
The approval shall not be construed as relieving the contractor of compliance with the contract documents & requirements.	
Reviewed By	Date

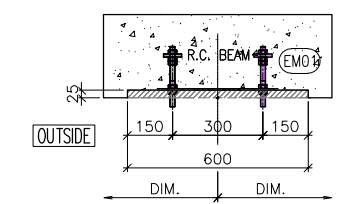


R.C. STRUCTURAL ELEMENT  
COL./ BEAM / SLAB  
IS (UNDER SEPARATED SUBMISSION)

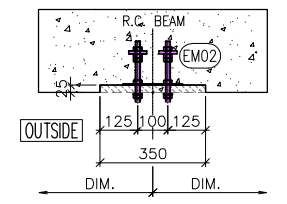
LEGENDS:

- CONC. FILL
- B.W. BEARING WALL (ABOVE)
- B.W. BEARING WALL (UNDER)
- H.W. HANGER WALL (UNDER)
- COL./WALL (ABOVE)
- COL./WALL (UNDER)
- PRACAST FACADE (UNDER SEPARATE SUBMISSION)

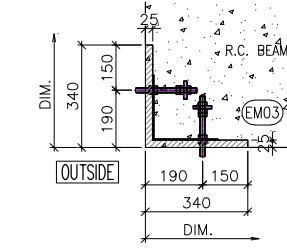
1 MID ZONE TOWER 16/F TO 23/F EMBED PLAN (8 STOREYS)  
CURTAIN WALL



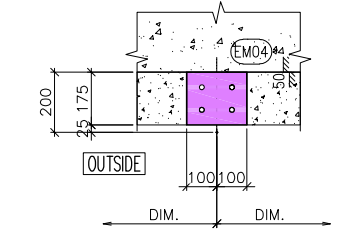
EMO1  
PLAN VIEW



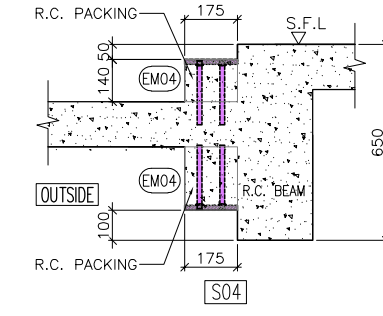
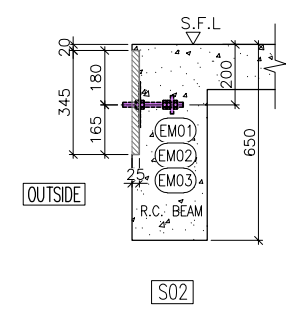
EMO2  
PLAN VIEW



EMO3  
PLAN VIEW



EMO4  
PLAN VIEW



FLOOR LEVEL

16/F	+95.90
17/F	+99.20
18/F	+102.50
19/F	+105.80
20/F	+109.10
21/F	+112.40
22/F	+115.70
23/F	+119.00

NOTE:  
1. ALL DIMENSIONS ARE IN mm.  
2. ALL ELEVATIONS ARE VIEWED FROM OUTSIDE.  
3. ALL DIMENSIONS TO BE VERIFIED ON SITE BEFORE FABRICATION.

LEGEND:  
X1 -- DETAIL MARK NO.  
X001 -- REFER SHEET NO.

1. F.F.L. -- FINISHED FLOOR LEVEL  
2. S.F.L. -- STRUCTURAL FLOOR LEVEL  
3. (R) -- REVERSED DETAIL

A	20/9/2024	GENERAL REVISED
NO.	DATE	REVISED BY

CLIENT :  
**MILLION BASE PROPERTIES LIMITED**

ARCHITECT :  
**WONG TUNG & PARTNERS LIMITED**  
ARCHITECTS & PLANNERS

STRUCTURAL ENGINEER :  
**SYW SYW & ASSOCIATES LTD.**  
STRUCTURAL ENGINEERS & AUTHORIZED PERSONS  
邵賢偉建築工程師

MAIN CONTRACTOR :  
**顯利工程有限公司**  
HIEN LEE ENGINEERING CO., LTD.

**美特鋁質有限公司**  
MIDI ALUMINIUM FABRICATOR LTD.  
Units 6-8, Sunray Industrial Centre, 1/F  
610 Cha Kwo Ling Road, Kowloon  
Tel:23489211-4 Fax:(852)27727666

JOB NO. : J-861

PROJECT :  
PROPOSED RESIDENTIAL  
DEVELOPMENT AT NOS. 3-6  
GLENEALY, CENTRAL, HONG KONG

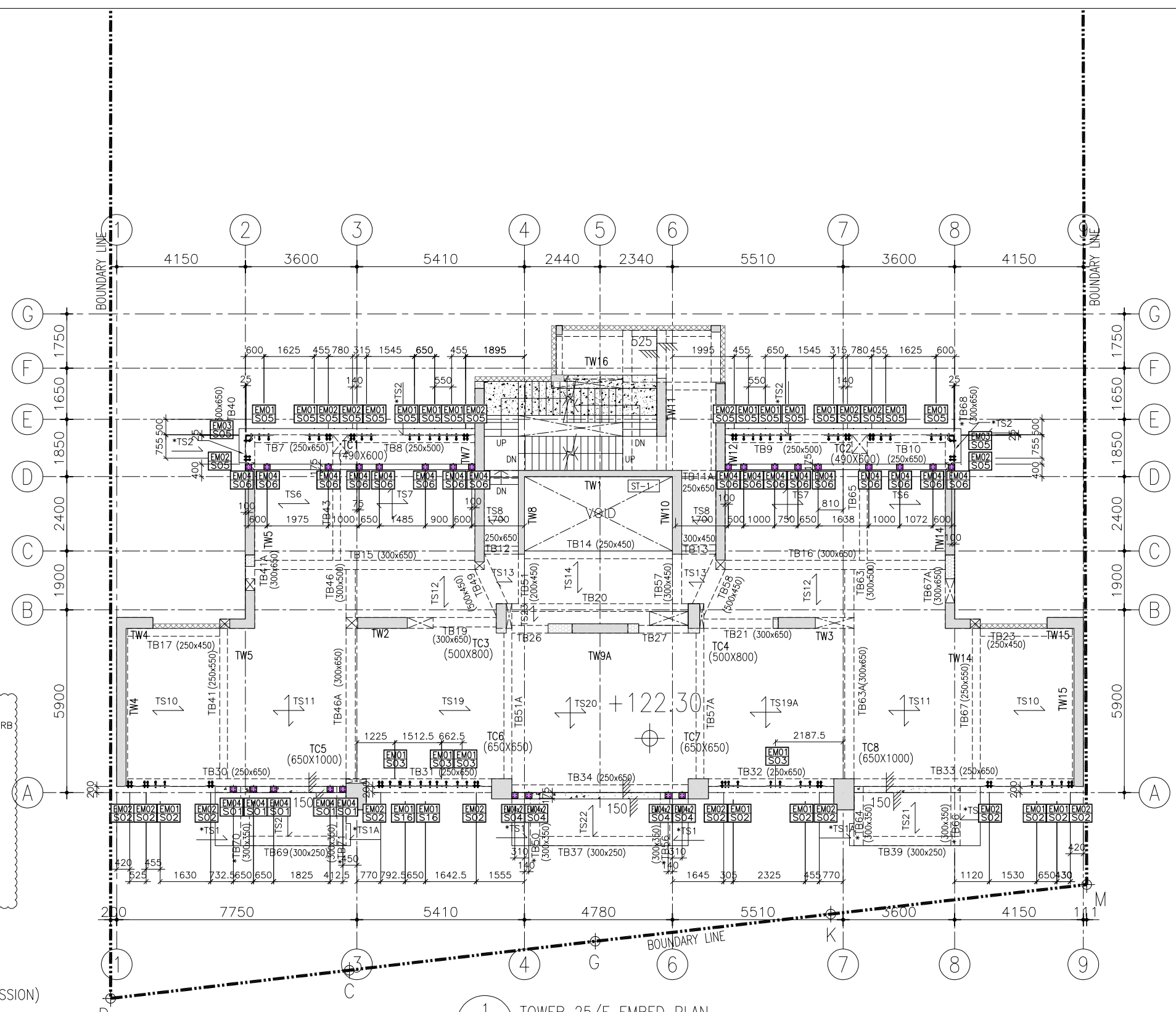
TITLE :  
MID ZONE  
TOWER 16/F TO 23/F EMBED PLAN  
FOR CURTAIN WALL

DATE : 06-Sep-24 SCALE : 1:75 (A1)

DRAWN BY : Asing CHECKED BY :

DWG NO. : J861-SD-CW-7005 REV. : A

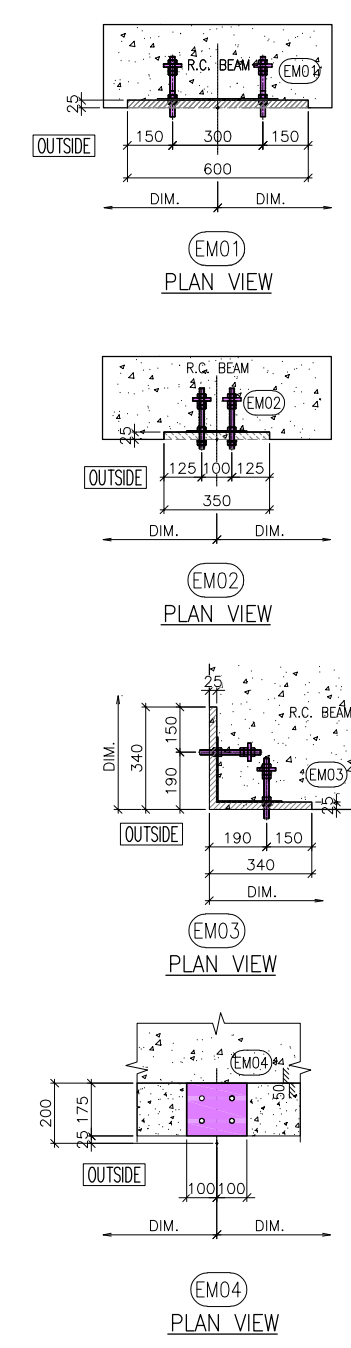
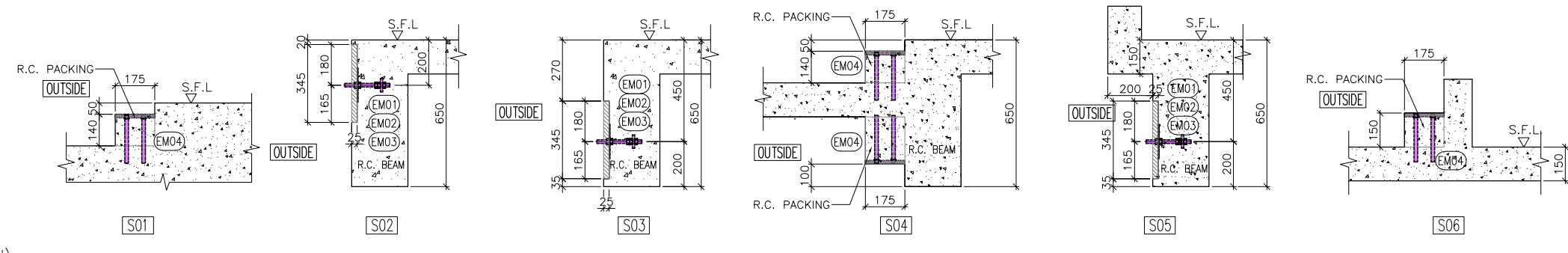
WONG TUNG & PARTNERS LTD.	
APPROVED	
APPROVED AS NOTED	
APPROVED AS NOTED & RESUBMIT	
RESUBMIT	
NO COMMENT	
REFER OTHER CONSULTANT'S COMMENTS	
Revised for compliance with the design intent. Comments made shall apply as all similar conditions a detail, not just the one noted.	
The approval shall not be construed as relieving the contractor of compliance with the contract documents & requirements.	
Reviewed By	Date



R.C. STRUCTURAL ELEMENT  
COL./ BEAM / SLAB  
IS (UNDER SEPARATED SUBMISSION)

- LEGENDS:
- CONC. FILL
  - B.W. BEARING WALL (ABOVE)
  - B.W. BEARING WALL (UNDER)
  - H.W. HANGER WALL (UNDER)
  - COL./WALL (ABOVE)
  - COL./WALL (UNDER)
  - PRACAST FACADE (UNDER SEPARATE SUBMISSION)

1 TOWER 25/F EMBED PLAN  
CURTAIN WALL



NOTE:

1. ALL DIMENSIONS ARE IN mm.
2. ALL ELEVATIONS ARE VIEWED FROM OUTSIDE.
3. ALL DIMENSIONS TO BE VERIFIED ON SITE BEFORE FABRICATION.

LEGEND:

- DETAIL MARK NO.
- REFER SHEET NO.
- 1. F.F.L. -- FINISHED FLOOR LEVEL
- 2. S.F.L. -- STRUCTURAL FLOOR LEVEL
- 3. -- REVERSED DETAIL

A	20/9/2024	GENERAL REVISED
NO.	DATE	REVISED BY

CLIENT :  
**MILLION BASE PROPERTIES LIMITED**

ARCHITECT :  
**WONG TUNG & PARTNERS LIMITED**  
ARCHITECTS & PLANNERS

STRUCTURAL ENGINEER :  
**SYW SYW & ASSOCIATES LTD.**  
REGISTERED STRUCTURAL ENGINEERS & AUTHORIZED PERSONS  
邵賢偉建築工程師

MAIN CONTRACTOR :  
**顯利工程有限公司**  
HIEN LEE ENGINEERING CO., LTD.

**美特鋁質有限公司**  
MIDI ALUMINIUM FABRICATOR LTD.  
Units 6-8, Sunray Industrial Centre, 1/F  
610 Cha Kwo Ling Road, Kowloon  
Tel:23489211-4 Fax:(852)2727666

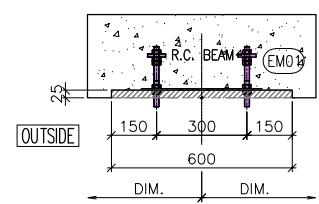
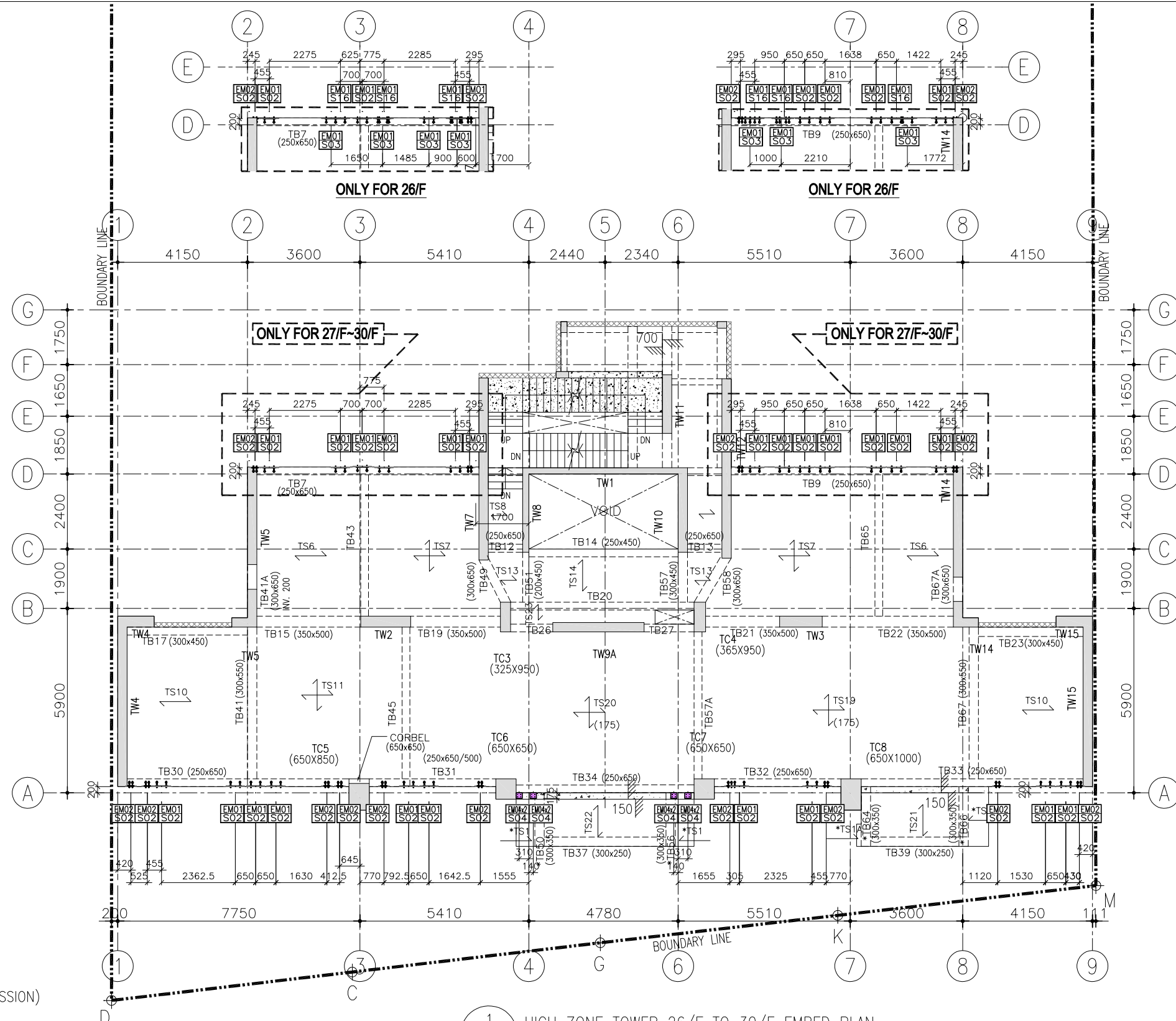
JOB NO. : J-861

PROJECT :  
PROPOSED RESIDENTIAL  
DEVELOPMENT AT NOS. 3-6  
GLENEALY, CENTRAL, HONG KONG

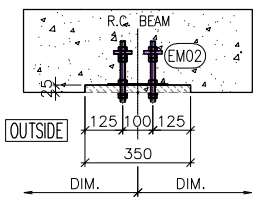
TITLE :  
TOWER 25/F EMBED PLAN  
FOR CURTAIN WALL

DATE : 06-Sep-24	SCALE : 1:75 (A1)
DRAWN BY : Asing	CHECKED BY :
DWG NO. : J861-SD-CW-7006	REV. : A

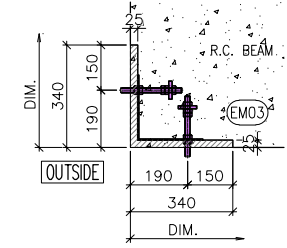
<b>WONG TUNG &amp; PARTNERS LTD.</b>	
APPROVED	
APPROVED AS NOTED	
APPROVED AS NOTED & RESUBMIT	
RESUBMIT	
NO COMMENT	
REFER OTHER CONSULTANT'S COMMENTS	
Reviewed for compliance with the design intent. Comments made shall apply as all similar conditions a detail, not an the exception.	
The approval shall not be construed as relieving the contractor of compliance with the contract documents & requirements.	
Reviewed By	Date



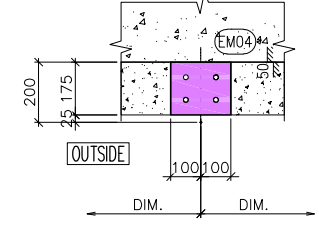
EMO1  
PLAN VIEW



EMO2  
PLAN VIEW



EMO3  
PLAN VIEW



EMO4  
PLAN VIEW

NOTE:  
 1. ALL DIMENSIONS ARE IN mm.  
 2. ALL ELEVATIONS ARE VIEWED FROM OUTSIDE.  
 3. ALL DIMENSIONS TO BE VERIFIED ON SITE BEFORE FABRICATION.

LEGEND:  
 X1 -- DETAIL MARK NO.  
 X001 -- REFER SHEET NO.

1. F.F.L -- FINISHED FLOOR LEVEL  
 2. S.F.L -- STRUCTURAL FLOOR LEVEL  
 3. (R) -- REVERSED DETAIL

A	20/9/2024	GENERAL REVISED	
NO.	DATE	REVISED	BY

CLIENT :  
**MILLION BASE PROPERTIES LIMITED**

ARCHITECT :  
**WONG TUNG & PARTNERS LIMITED**  
 ARCHITECTS & PLANNERS

STRUCTURAL ENGINEER :  
**SYW SYW & ASSOCIATES LTD.**  
 邵賢偉建築工程師

MAIN CONTRACTOR :  
**顯利工程有限公司**  
**HIEN LEE ENGINEERING CO., LTD.**

**美特鋁質有限公司**  
**MIDI ALUMINIUM FABRICATOR LTD.**  
 Units 6-8, Sunray Industrial Centre, 1/F  
 610 Cha Kwo Ling Road, Kowloon  
 Tel: 23489211-4 Fax: (852) 2727666

JOB NO. : J-861

PROJECT :  
 PROPOSED RESIDENTIAL  
 DEVELOPMENT AT NOS. 3-6  
 GLENEALY, CENTRAL, HONG KONG

TITLE :  
 HIGH ZONE  
 TOWER 26/F TO 30/F EMBED PLAN  
 FOR CURTAIN WALL

DATE : 06-Sep-24 SCALE : 1:75 (A1)

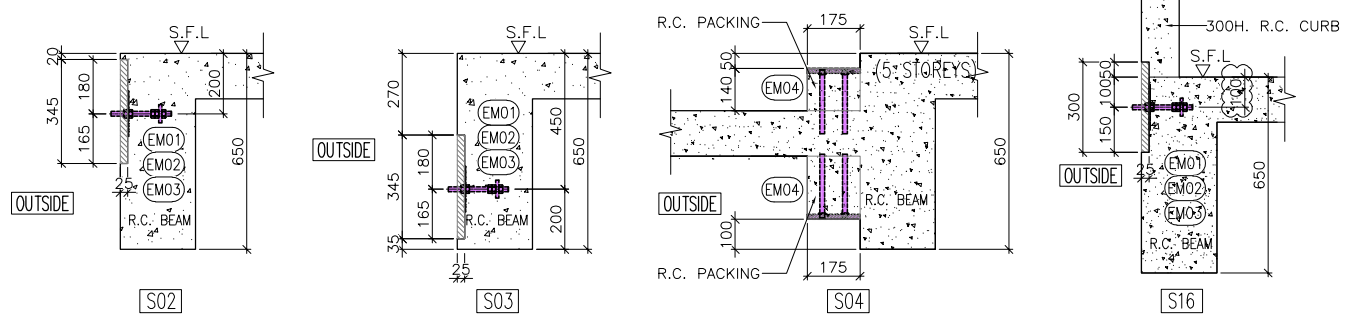
DRAWN BY : Asing CHECKED BY :

DWG NO. : J861-SD-CW-7007 REV. : A

R.C. STRUCTURAL ELEMENT  
 COL./ BEAM / SLAB  
 IS (UNDER SEPARATED SUBMISSION)

- LEGENDS:
- CONC. FILL
  - BEARING WALL (ABOVE)
  - BEARING WALL (UNDER)
  - HANGER WALL (UNDER)
  - COL/WALL (ABOVE)
  - COL/WALL (UNDER)
  - PRACAST FACADE (UNDER SEPARATE SUBMISSION)

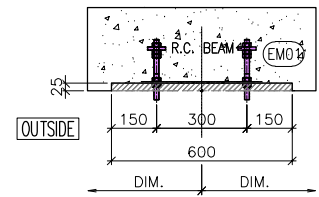
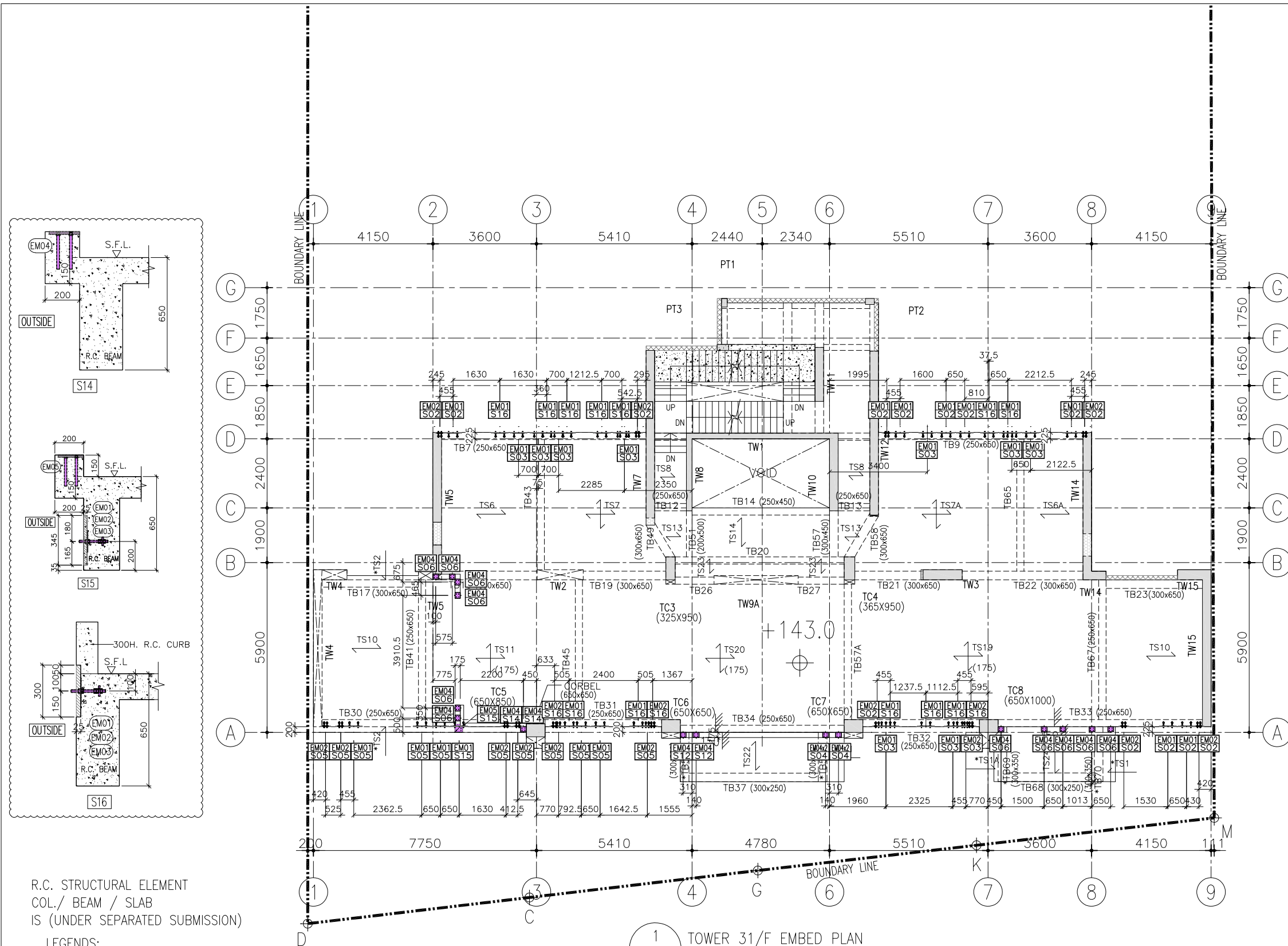
1 HIGH ZONE TOWER 26/F TO 30/F EMBED PLAN CURTAIN WALL



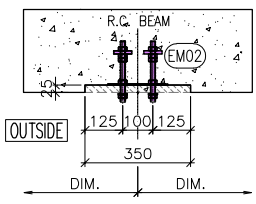
FLOOR LEVEL

26/F	+125.75
27/F	+129.20
28/F	+132.65
29/F	+136.10
30/F	+139.55

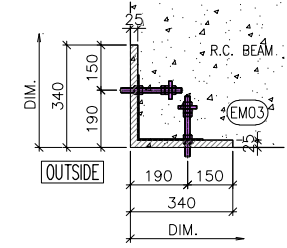
WONG TUNG & PARTNERS LTD.	
APPROVED	
APPROVED AS NOTED	
APPROVED AS NOTED & RESUBMIT	
RESUBMIT	
NO COMMENT	
REFER OTHER CONSULTANT'S COMMENTS	
Revised for compliance with the design intent. Comments made shall apply to all similar conditions & details, not just the one noted.	
The approval shall not be construed as relieving the contractor of compliance with the contract documents & requirements.	
Reviewed By	Date



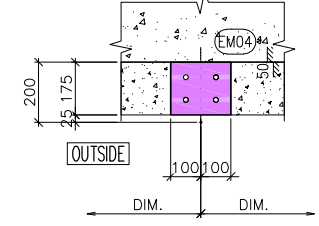
EMO1  
PLAN VIEW



EMO2  
PLAN VIEW



EMO3  
PLAN VIEW



EMO4  
PLAN VIEW

NOTE:  
 1. ALL DIMENSIONS ARE IN mm.  
 2. ALL ELEVATIONS ARE VIEWED FROM OUTSIDE.  
 3. ALL DIMENSIONS TO BE VERIFIED ON SITE BEFORE FABRICATION.

LEGEND:  
 X1 --- DETAIL MARK NO.  
 X001 --- REFER SHEET NO.

1. F.F.L. --- FINISHED FLOOR LEVEL  
 2. S.F.L. --- STRUCTURAL FLOOR LEVEL  
 3. (R) --- REVERSED DETAIL

A	20/9/2024	GENERAL REVISED	
NO.	DATE	REVISED	BY

CLIENT:  
**MILLION BASE PROPERTIES LIMITED**

ARCHITECT:  
**WONG TUNG & PARTNERS LIMITED**  
 ARCHITECTS & PLANNERS

STRUCTURAL ENGINEER:  
**SYW SYW & ASSOCIATES LTD.**  
 邵賢偉建築工程師

MAIN CONTRACTOR:  
**顯利工程有限公司**  
**HIEN LEE ENGINEERING CO., LTD.**

**美特鋁質有限公司**  
**MIDI ALUMINIUM FABRICATOR LTD.**  
 Units 6-8, Sunray Industrial Centre, 1/F  
 610 Cha Kwo Ling Road, Kowloon  
 Tel:23489211-4 Fax:(852)2727666

JOB NO.: J-861

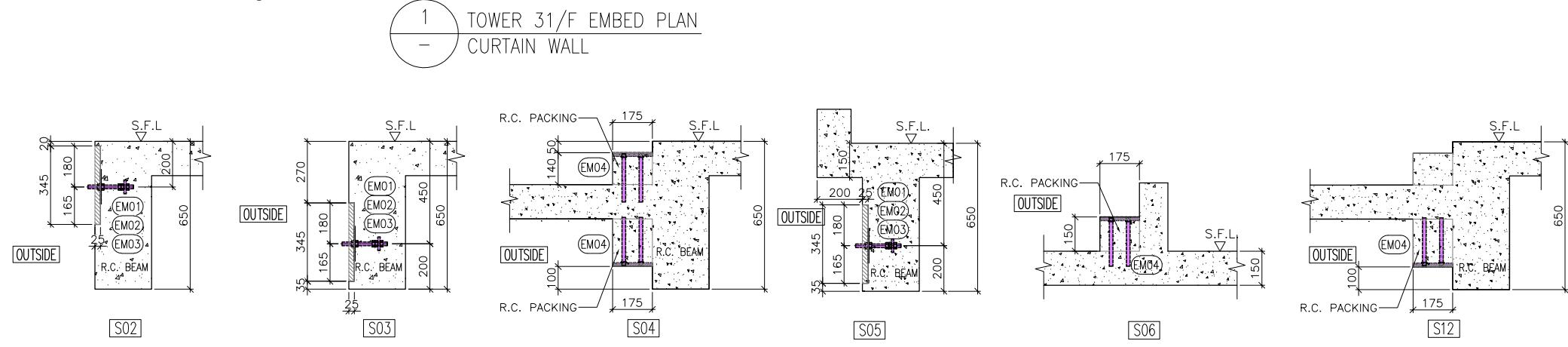
PROJECT:  
 PROPOSED RESIDENTIAL  
 DEVELOPMENT AT NOS. 3-6  
 GLENEALY, CENTRAL, HONG KONG

TITLE:  
 TOWER 31/F EMBED PLAN  
 FOR CURTAIN WALL

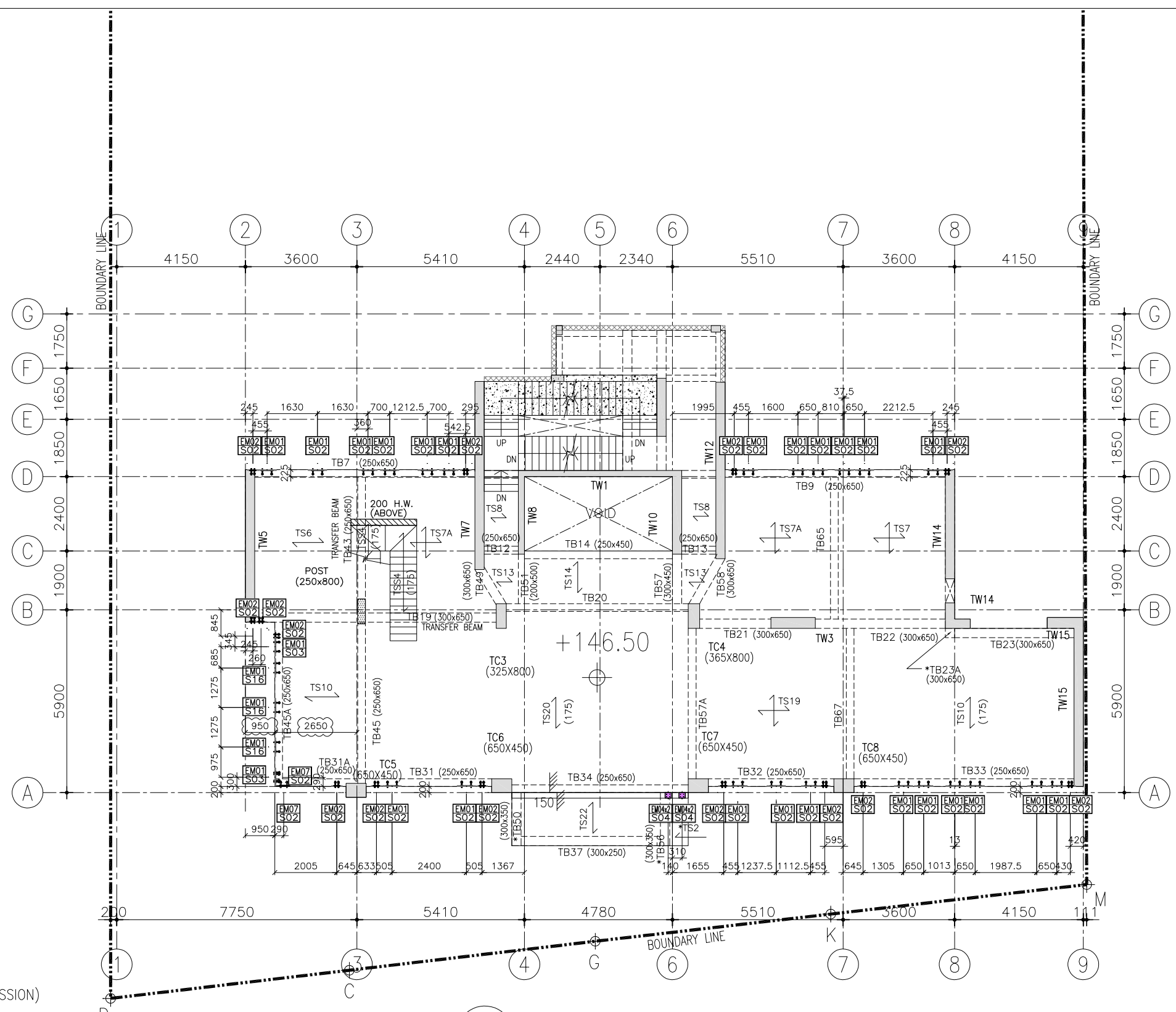
DATE: 06-Sep-24	SCALE: 1:75 (A1)
DRAWN BY: Asing	CHECKED BY:
DWG NO.: J861-SD-CW-7008	REV.: A

R.C. STRUCTURAL ELEMENT  
 COL./ BEAM / SLAB  
 IS (UNDER SEPARATED SUBMISSION)

- LEGENDS:
- CONC. FILL
  - BEARING WALL (ABOVE)
  - BEARING WALL (UNDER)
  - HANGER WALL (UNDER)
  - COL/WALL (ABOVE)
  - COL/WALL (UNDER)
  - PRACAST FACADE (UNDER SEPARATE SUBMISSION)

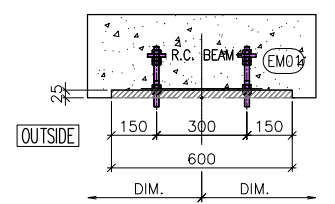
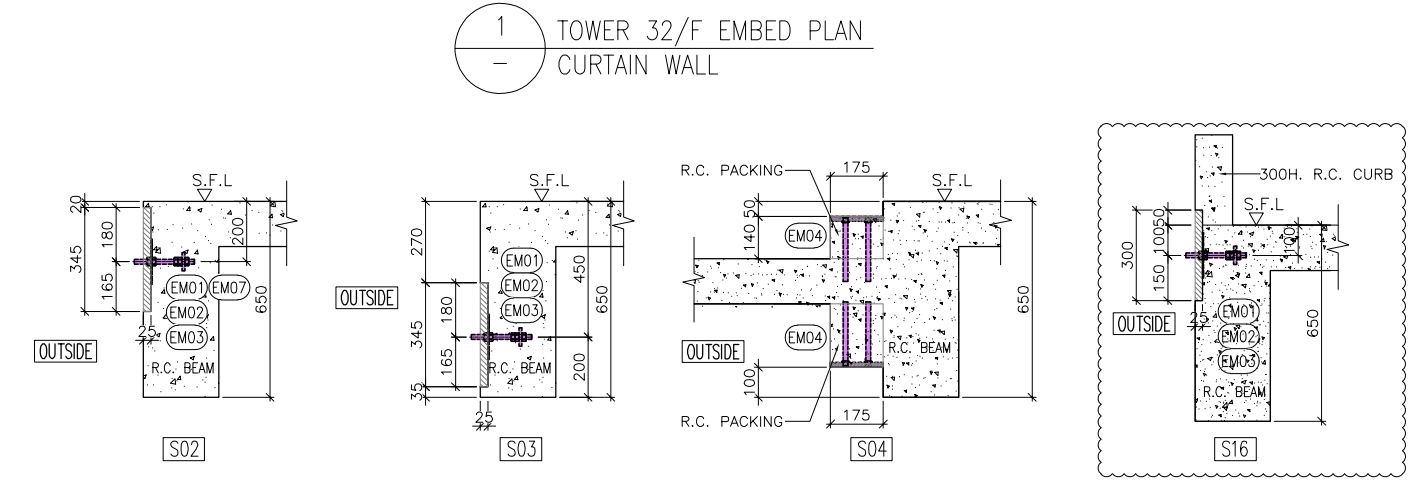


<b>WONG TUNG &amp; PARTNERS LTD.</b>	
APPROVED	
APPROVED AS NOTED	
APPROVED AS NOTED & RESUBMIT	
RESUBMIT	
NO COMMENT	
REFER OTHER CONSULTANT'S COMMENTS	
Reviewed for compliance with the design intent. Comments made shall apply as all similar conditions a detail, not just the one stated.	
The approval shall not be construed as relieving the contractor of compliance with the contract documents & requirements.	
Reviewed By	Date

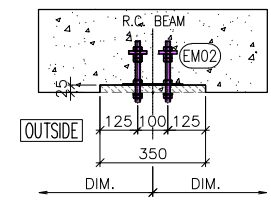


R.C. STRUCTURAL ELEMENT  
COL./ BEAM / SLAB  
IS (UNDER SEPARATED SUBMISSION)

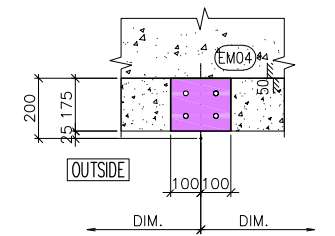
- LEGENDS:
- CONC. FILL
  - B.W. BEARING WALL (ABOVE)
  - B.W. BEARING WALL (UNDER)
  - H.W. HANGER WALL (UNDER)
  - COL./WALL (ABOVE)
  - COL./WALL (UNDER)
  - PRACAST FACADE (UNDER SEPARATE SUBMISSION)



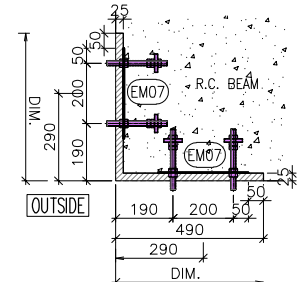
EMO1  
PLAN VIEW



EMO2  
PLAN VIEW



EMO4  
PLAN VIEW



EMO7  
PLAN VIEW

NOTE:  
1. ALL DIMENSIONS ARE IN mm.  
2. ALL ELEVATIONS ARE VIEWED FROM OUTSIDE.  
3. ALL DIMENSIONS TO BE VERIFIED ON SITE BEFORE FABRICATION.

LEGEND:  
X1 -- DETAIL MARK NO.  
X001 -- REFER SHEET NO.  
1. F.F.L. -- FINISHED FLOOR LEVEL  
2. S.F.L. -- STRUCTURAL FLOOR LEVEL  
3. (R) -- REVERSED DETAIL

A	20/9/2024	GENERAL REVISED	
NO.	DATE	REVISED	BY

CLIENT :  
**MILLION BASE PROPERTIES LIMITED**

ARCHITECT :  
**WONG TUNG & PARTNERS LIMITED**  
ARCHITECTS & PLANNERS

STRUCTURAL ENGINEER :  
**SYW SYW & ASSOCIATES LTD.**  
REGISTERED STRUCTURAL ENGINEERS & AUTHORIZED PERSONS  
邵賢偉建築工程師

MAIN CONTRACTOR :  
**顯利工程有限公司**  
HIEN LEE ENGINEERING CO., LTD.

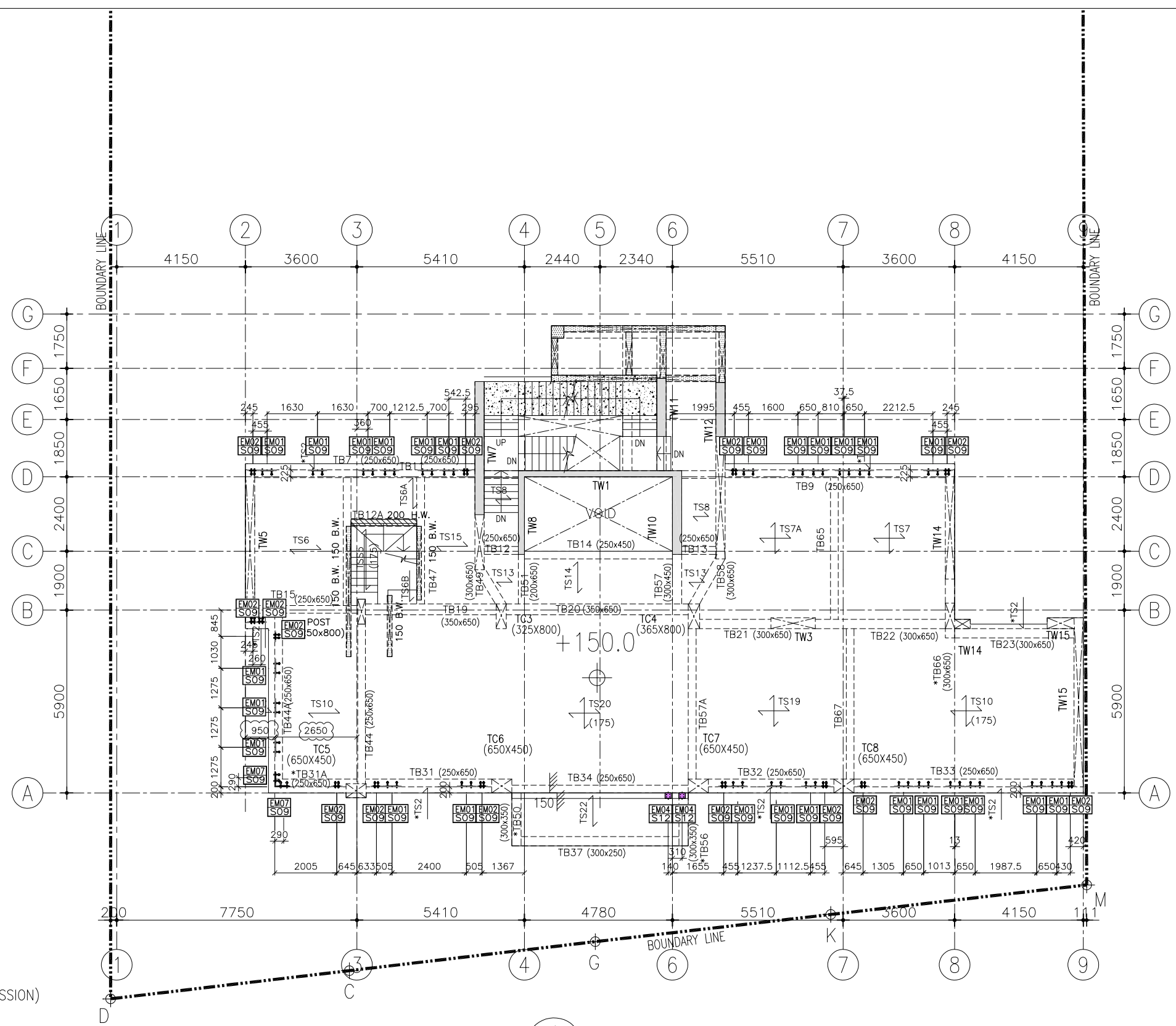
**美特鋁質有限公司**  
MIDI ALUMINIUM FABRICATOR LTD.  
Units 6-8, Sunray Industrial Centre, 1/F  
610 Cha Kwo Ling Road, Kowloon  
Tel:23489211-4 Fax:(852)2727666

JOB NO. : J-861  
PROJECT : PROPOSED RESIDENTIAL DEVELOPMENT AT NOS. 3-6 GLENEALY, CENTRAL, HONG KONG

TITLE : TOWER 32/F EMBED PLAN FOR CURTAIN WALL

DATE : 06-Sep.-24	SCALE : 1:75 (A1)
DRAWN BY : Asing	CHECKED BY :
DWG NO. : J861-SD-CW-7009	REV. : A

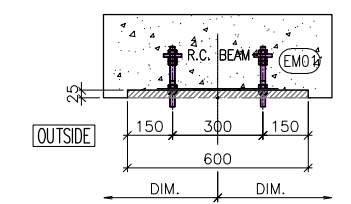
<b>WONG TUNG &amp; PARTNERS LTD.</b>	
APPROVED	
APPROVED AS NOTED	
APPROVED AS NOTED & RESUBMIT	
RESUBMIT	
NO COMMENT	
REFER OTHER CONSULTANT'S COMMENTS	
Reviewed for compliance with the design intent. Comments made shall apply as all similar conditions a details, not just the one stated. The approval shall not be construed as relieving the contractor of compliance with the contract documents & requirements.	
Reviewed By	Date



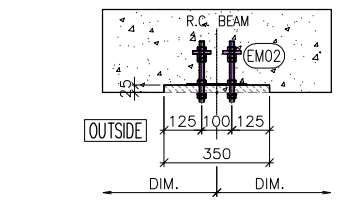
R.C. STRUCTURAL ELEMENT  
COL./ BEAM / SLAB  
IS (UNDER SEPARATED SUBMISSION)

- LEGENDS:
- CONC. FILL
  - B.W. BEARING WALL (ABOVE)
  - B.W. BEARING WALL (UNDER)
  - H.W. HANGER WALL (UNDER)
  - COL./WALL (ABOVE)
  - COL./WALL (UNDER)
  - PRACAST FACADE (UNDER SEPARATE SUBMISSION)

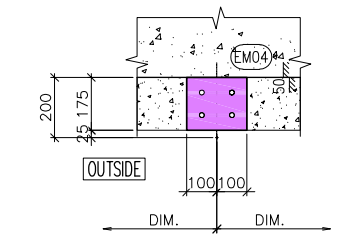
1 ROOF EMBED PLAN  
CURTAIN WALL



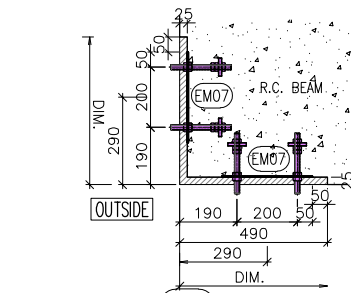
EMO1  
PLAN VIEW



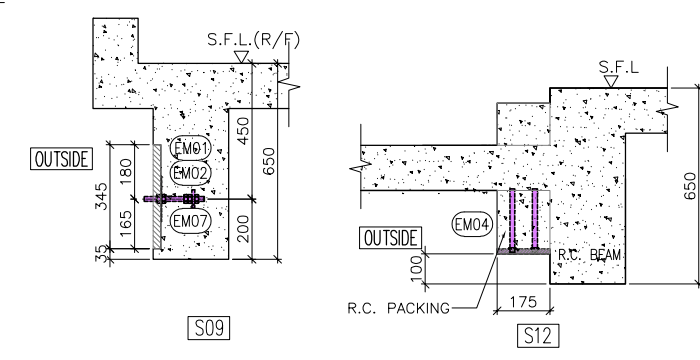
EMO2  
PLAN VIEW



EMO4  
PLAN VIEW



EMO7  
PLAN VIEW



NOTE:  
1. ALL DIMENSIONS ARE IN mm.  
2. ALL ELEVATIONS ARE VIEWED FROM OUTSIDE.  
3. ALL DIMENSIONS TO BE VERIFIED ON SITE BEFORE FABRICATION.

LEGEND:  
X1 -- DETAIL MARK NO.  
X001 -- REFER SHEET NO.  
1. F.F.L. -- FINISHED FLOOR LEVEL  
2. S.F.L. -- STRUCTURAL FLOOR LEVEL  
3. (R) -- REVERSED DETAIL

A	20/9/2024	GENERAL REVISED	
NO.	DATE	REVISED	BY

CLIENT:  
**MILLION BASE PROPERTIES LIMITED**

ARCHITECT:  
**WONG TUNG & PARTNERS LIMITED**  
ARCHITECTS & PLANNERS

STRUCTURAL ENGINEER:  
**SYW SYW & ASSOCIATES LTD.**  
STRUCTURAL ENGINEERS & AUTHORIZED PERSONS  
邵賢偉建築工程師

MAIN CONTRACTOR:  
**顯利工程有限公司**  
HIEN LEE ENGINEERING CO., LTD.

**美特鋁質有限公司**  
MIDI ALUMINIUM FABRICATOR LTD.  
Units 6-8, Sunray Industrial Centre, 1/F  
610 Cha Kwo Ling Road, Kowloon  
Tel: 23489211-4 Fax: (852) 2727666

JOB NO.: J-861  
PROJECT:  
PROPOSED RESIDENTIAL DEVELOPMENT AT NOS. 3-6 GLENEALY, CENTRAL, HONG KONG

TITLE:  
ROOF EMBED PLAN FOR CURTAIN WALL

DATE: 06-Sep-24	SCALE: 1:75 (A1)
DRAWN BY: Asing	CHECKED BY:
DWG NO.: J861-SD-CW-7010	REV.: A

WONG TUNG & PARTNERS LTD.	
APPROVED	
APPROVED AS NOTED	
APPROVED AS NOTED & RESUBMIT	
RESUBMIT	
NO COMMENT	
REFER OTHER CONSULTANT'S COMMENTS	
Reviewed for compliance with the design intent. Comments made shall apply as all similar conditions a detail, not just the one noted.	
The approval shall not be construed as referring the contractor for compliance with the contract documents & requirements.	
Reviewed By	Date