

工程指示 / 要求簡箋 ENGINEER INSTRUCTIONS(E.I.)

工程指示編號:	EI- 6866 / 23	修改版本:	-
	HK- 2370 / 23		
工程編號:	J 859	工程名稱:	啟德6551
收件人:	maggie & 生統	發件人:	nero
工程項目:	後裝窗 - 廠用配件(不鏽鋼網)	日期:	20/10/2023

<input type="checkbox"/> 原合約工程包	<input type="checkbox"/> 原合約工程加 / 減賬 QT-	<input type="checkbox"/> 新工程報價 QT-
---------------------------------	--	------------------------------------

信件批核號碼/圖紙參考編號:	批核模具圖紙編號:
客戶指示附件:	管理內部批簽署:

<input type="checkbox"/> 初步鋁料 B.M.	<input type="checkbox"/> 加工拆圖, 然後生產	<input type="checkbox"/> 尺寸表
<input type="checkbox"/> 正式鋁料 B.M.	<input type="checkbox"/> 技術上資料/指示	<input type="checkbox"/> 報價
<input type="checkbox"/> 配件 B.M.	<input type="checkbox"/> 樣辦或貨品說明書	<input type="checkbox"/> 分判合約
<input type="checkbox"/> 其他:		

內容: 請按附件資料訂購不鏽鋼網, 送美而特廠。
 網窿: 12*12mm
 厚度: 1.2mm
 材料: 316不鏽鋼
 1米x30m/卷

另外,
 請美而特廠按附件資料裁剪並把網安裝用後裝窗上。

完成上列要求日期: 25/10/2023

國內

<input type="checkbox"/> 生產技術總監	<input type="checkbox"/> 連附件	<input type="checkbox"/> 技術部	<input type="checkbox"/> 連附件	<input type="checkbox"/> 生產部	<input type="checkbox"/> 連附件
<input type="checkbox"/> 採購部	<input type="checkbox"/> 連附件	<input checked="" type="checkbox"/> 生產統籌部	<input checked="" type="checkbox"/> 連附件	<input type="checkbox"/> 報關組	<input type="checkbox"/> 連附件
<input type="checkbox"/> 質檢部	<input type="checkbox"/> 連附件	<input type="checkbox"/> 會計部	<input type="checkbox"/> 連附件	<input type="checkbox"/> 機械設計部	<input type="checkbox"/> 連附件
<input type="checkbox"/> 香港辦	<input type="checkbox"/> 連附件	<input type="checkbox"/> 其他:			

香港

<input type="checkbox"/> 行政部	<input type="checkbox"/> 連附件	<input type="checkbox"/> 會計部	<input type="checkbox"/> 連附件	<input type="checkbox"/> 統籌部	<input type="checkbox"/> 連附件	<input type="checkbox"/> 工程部	<input type="checkbox"/> 連附件
<input checked="" type="checkbox"/> 採購部	<input checked="" type="checkbox"/> 連附件	<input type="checkbox"/> QS部	<input type="checkbox"/> 連附件	<input type="checkbox"/> 地盤管理	<input type="checkbox"/> 連附件	<input type="checkbox"/> 維修部	<input type="checkbox"/> 連附件

*發件人簽署:		*組別成員批核簽署:	
傳遞編號:	HK2370 / 23	項目經理簽署:	



美特鋁質有限公司
MIDI Aluminum Fabricator Ltd.

工程號:

J-859

計算: HXL

日期:

10/19/2023

送呈: 施哥

地盤名稱:

后德站

核對: AN

日期:

10/20/2023

副本:

項目類別:

后装窗

批准:

日期:

BM編號:


此BM依據EI4548A收施工圖大樣計

序號	修改標示	配件圖號	物料編號	配件名稱	顏色	實用	後備	總數	單位	備注
1			不銹鋼網	1.2mm不銹鋼網 (12X12網格)	材質: 316	1	0	1	卷	1米X30M/卷
2										
3										
4										
5										
6										
7										
8										
9										
10										
11										
12										
13										



美特鋁質 有限公司
MIDI Aluminium Fabricator Ltd.

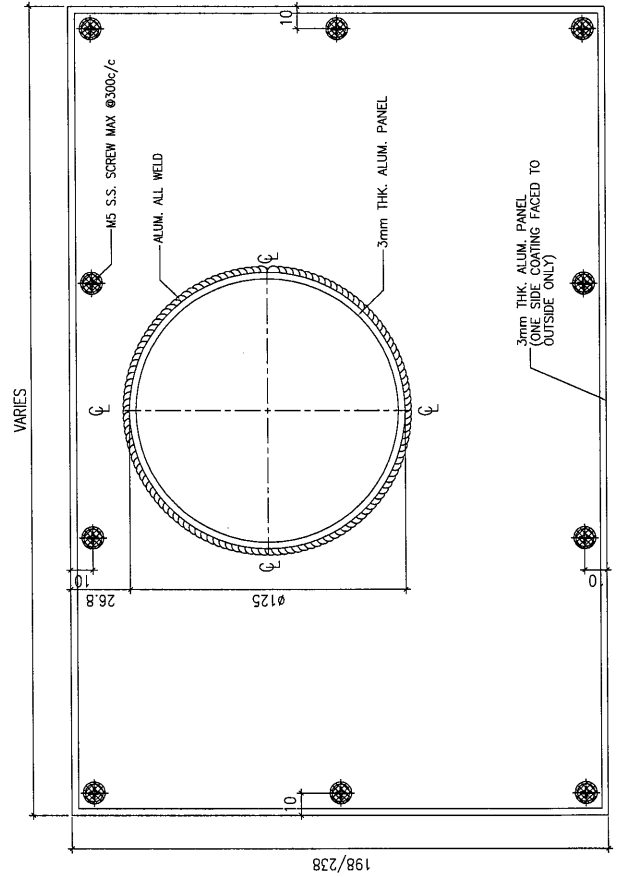
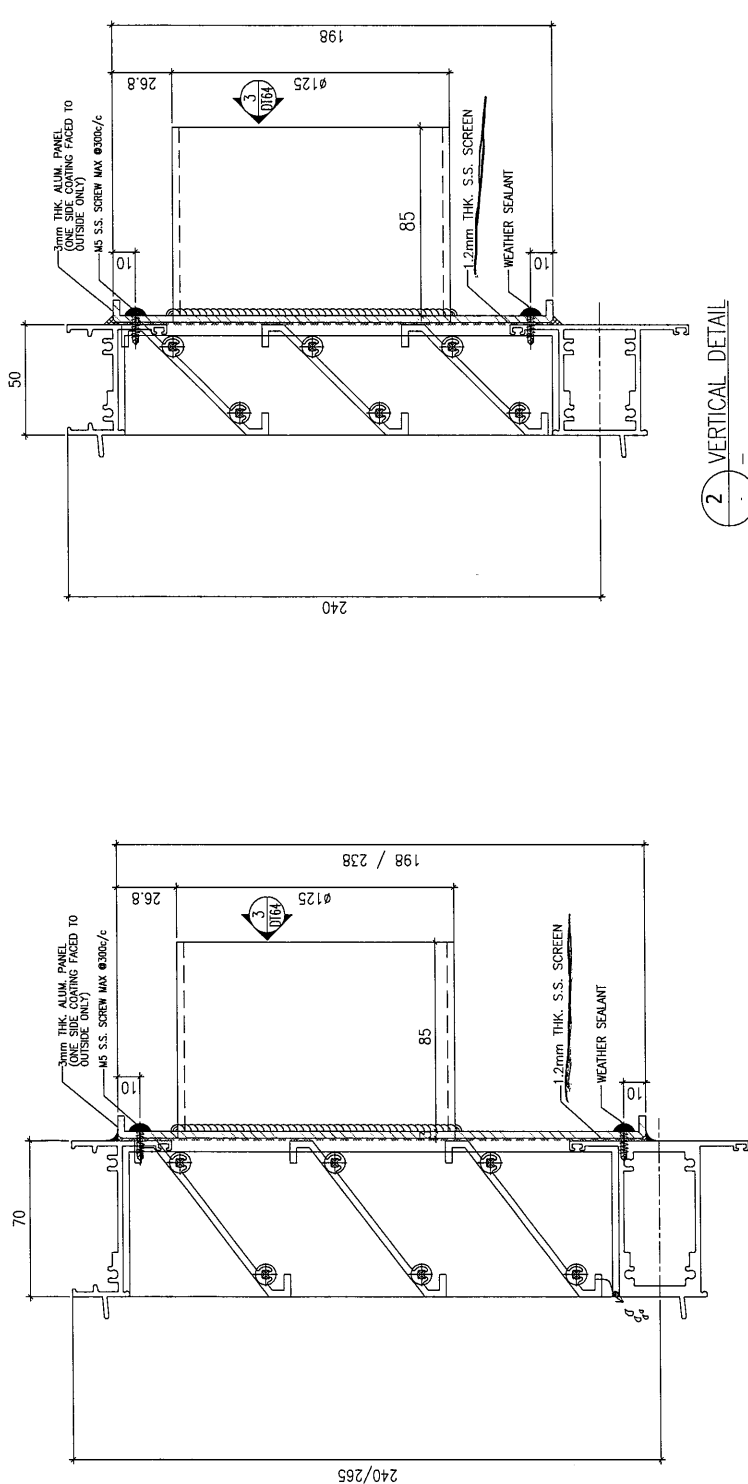
類別		物料號		
制圖	LRA	2023.5.6	圖號	BYG1
修改	-	-	數量	
日期	-	-	位置	
復核	-	-		
批准				



序号	编号	L	H	数量	位置
1	BYG1-1	526	238	1	W15/T2
2	BYG1-2	1407	238	1	W15/T2
3	BYG1-3	506	238	1	W15/T2
4	BYG1-4	601	238	1	W16/T9
5	BYG1-5	1681	238	1	W16/T9
6	BYG1-6	721	238	1	W15/T2
7	BYG1-7	771	238	1	W16/T9
8	BYG1-8	446	198	15	W8/T2
9	BYG1-9	521	198	15	W8a/T2
10	BYG1-10	666	198	21	W2/T3
11	BYG1-11	596	198	6	W7/T9
12	BYG1-12	576	198	21	W2/T8
13	BYG1-13	476	198	15	W5/T8

工程號	J-859	地盤	啟德站	探用附件
名稱	背板不鏽鋼網		地盤	
材料	1.2mm不鏽鋼網(網孔12X12)		工廠	
顏色	316			

S.D. REF :		ARCHITECT :		STRUCTURAL ENGINEER :		FAÇADE CONSULTANT :		MAIN CONTRACTOR :		CLIENT :		JOB NO. :		PROJECT :		TITLE :		DATE :		SCALE :		DRAWN BY :		CHECKED BY :		DATE :		REV. :	
		SUN HUNG & PARTNERS LIMITED ARCHITECTS & ENGINEERS		SUN HUNG KAI ARCHITECTS AND ENGINEERS LTD. SUN HUNG KAI CENTRE, WANCHAI, HONGKONG TEL. 25278111 FAX. 25278861		ALPHA CONSULTING LIMITED Steel Structure & Façade Specialist		Sanfield Engineering Construction Ltd.		SUN HUNG KAI REAL ESTATE AGENCY LTD. 42/F SUN HUNG KAI CENTRE, WANCHAI, HONGKONG		J-859		PROPOSED RESIDENTIAL / COMMERCIAL DEVELOPMENT AT NKIL NO.6551 KAI TAK AREA 4C, SITE 3 KAI TAK, KOWLOON		TYPICAL DETAILS FOR IN-SITU WINDOW		29-Sep-22		1:2		Ivan		MIDI		29-Sep-22		-	
		SUN HUNG & PARTNERS LIMITED ARCHITECTS & ENGINEERS		SUN HUNG KAI ARCHITECTS AND ENGINEERS LTD. SUN HUNG KAI CENTRE, WANCHAI, HONGKONG TEL. 25278111 FAX. 25278861		ALPHA CONSULTING LIMITED Steel Structure & Façade Specialist		Sanfield Engineering Construction Ltd.		SUN HUNG KAI REAL ESTATE AGENCY LTD. 42/F SUN HUNG KAI CENTRE, WANCHAI, HONGKONG		J-859		PROPOSED RESIDENTIAL / COMMERCIAL DEVELOPMENT AT NKIL NO.6551 KAI TAK AREA 4C, SITE 3 KAI TAK, KOWLOON		TYPICAL DETAILS FOR IN-SITU WINDOW		29-Sep-22		1:2		Ivan		MIDI Units 6-8, Sunray Industrial Centre, 1/F 610 Che Kwo Ling Road, Kowloon Tel: 25489211-4 Fax: 25489212/25489213		29-Sep-22		-	



2 VERTICAL DETAIL

1 VERTICAL DETAIL

3 VERTICAL DETAIL

NOTE:
1. ALL DIMENSIONS ARE IN mm.
2. ALL DIMENSIONS ARE REFERRED FROM OUTSIDE.
3. ALL DIMENSIONS TO BE VERIFIED ON SITE BEFORE FABRICATION.

LEGEND:
X --- DETAIL MARK NO.
REF --- REFER SHEET NO.

1. F.F.L. --- FINISHED FLOOR LEVEL
2. S.F.L. --- STRUCTURAL FLOOR LEVEL
3. (R) --- REVERSED DETAIL
4. CLASS LEGEND

G1 --- 8mmHx12mm AIR GAP+10mmTP THK. LGU
G2 --- 8mmHx12mm AIR GAP+8mmTP THK. LGU
G3 --- 8mmHx12mm AIR GAP+8mmTP+1.5PPVB+4mmTP(PLANNING) FEATURED GLASS (IG.U)
G4 --- 6mm EURO GREY HS+0.76MLKY WHITE
G5 --- 43.76PV8+6mm EURO GREY HS

seal in form of (i) continuous Aluminium sheet sealed to back pan and floor slab (or RC curb) with approved thermal insulation or (ii) other proprietary product approved by local statutory.

3.7.8 Louvers

1. Louvers shall be extruded aluminium with performance in accordance with the Architect and E&M Consultant's requirements. The Sub-Contractor shall provide aluminium or 316 stainless steel drip pans, flashings, anchors, and clips as well as related elements that are required for a complete watertight installation. Finishes of louvers shall be in accordance with Architect's requirements.
2. All interior sill closures under the louvers must be completely sealed watertight. It will be the Sub-Contractor's responsibility to provide the flashing from the sills of the louvers down to the floor and between the back of the facade system and the floor.
3. Some louvers are required to be inactive. Any such louvers shall be provided with 1.5 mm minimum nominal thickness aluminium blank off panels (subject to calculation), finished to match the louvers or specified by Architect.
4. Where louvers are made active by either removal of blank off panels or cutting holes in the blank off panels, the Sub-Contractor shall provide and install into the opening bird/vermin mesh, or insect screen, as required, of grade 316 stainless steel (or painted aluminium if approved by the Architect). The mesh size shall be 12 mm square. Where ducting is to be connected to the active louver, a sealed receiving collar (min. 100 mm) shall be allowed, provided and installed by the Sub-Contractor.
5. Consideration in the design of louvers is required to minimize the effect of wind-induced noise through the louver system.

3.7.9 Waterproofing, Grouting, Mortar and Coating

1. Waterproofing mortar shall be approved by the Architect and carried out by the Sub-contractor using a dry sand cement mortar in 1:3 mix and with an expanding additive and a waterproof additive mixed in accordance with manufacturer's instruction.
2. Waterproofing material of grouting shall be included waterproofing slurry, bonding agent and water repellent admixture for cement mixes. Unless otherwise specified by Architect, waterproofing slurry shall be "Masterseal 540" by BASF; bonding agent shall be "BondCrete" by Bondall or "Sika Latex" by Sika; and water repellent admixture for cement mixes shall be "Triple Strength Medusa" by Saint-Gobain Weber. Grouting to structural support can be "Renderoc HB 40" by Fosroc, "SikaGrout 214" by Sika or equivalent.
3. Waterproofing coating (2 coats & 150mm width) shall applied on external surface at concrete, grouting, and edge of aluminium framing and those coating must well adhesion to the mortar for external tile finishing. Specified coating materials shall be "Masterseal 540". The Sub-Contractor shall provide guarantee for 15 years after issue of Practical Completion Certificate.
4. The Sub-Contractor shall propose an adequate proprietary waterproofing coating/ membrane (MASTERSEAL 540 or equivalent) that is compatible with (for adhesion & chemical compatibility) perimeter seals and interface/ termination seals and materials for the Architect's review and approval. The waterproof coating/ membrane shall additionally provide anti-carbonation protection to the surfaces of the concrete that might be exposed to the external environment through open joints or breakdown of external sealants.