



工程指示 / 要求簡箋(E.I.)

工程指示編號：EI / 4208 / 21 修改版次：-
 工程編號：J - 858 工程名稱：將軍澳日出康城 11
 工程項目：佛沙窗大圖 (保護方案用)
 收件人：生統 / 王良 發件人：Eric Liu 日期：23/12/2021

要求提供 / 確認 事項：

- | | | |
|------------------------------------|-------------------------------------|-------------------------------|
| <input type="checkbox"/> 初步鋁料 B.M. | <input type="checkbox"/> 加工拆圖，然後生產 | <input type="checkbox"/> 尺寸表 |
| <input type="checkbox"/> 正式鋁料 B.M. | <input type="checkbox"/> 技術上資料 / 指示 | <input type="checkbox"/> 報價 |
| <input type="checkbox"/> 配件 B.M. | <input type="checkbox"/> 樣辦或貨品說明書 | <input type="checkbox"/> 分判合約 |

內容：

現提供佛沙窗大圖，請安排提供保護方案

謝謝

請在 2021.12.29 前完成上列要求。

附：

以上項目為：

- 原合約工程包 原合約工程加 / 減賬 新工程報價

原因：-

分發東莞各部門：

- () 生產技術總監 連附件 () 技術部 連附件 () 生產部 連附件 () 機械設計部 連附件
 () 採購部 連附件 () 生產統籌部 連附件 () 小羅 & 清 連附件
 () 質檢部 連附件 () 會計部 連附件 () 報關組 連附件 () 其他 連附件

分發其他分判：

- () 水洪 連附件

分發香港各部門：



- () 行政部 連附件 () 會計部 連附件 () 統籌部 連附件 () 工程部地盤科文 連附件
 () 採購部 連附件 () QS 部 連附件 () 維修部 連附件 () 其他 連附件

傳遞編號：

HK 2382 / 21

發件人簽署：

項目經理簽署：

PROJECT :

**PROPOSED RESIDENTIAL DEVELOPMENT
AT TKOTL 7ORP, PHASE 11, LOHAS PARK, TSEUNG KWAN O, N.T.**

5

TITLE : SHOP DRAWING FOR
PRECAST ALUMINIUM WINDOW

DATE: 09- DEC - 2021

DRAWING SUBMISSION REGISTER

PROJECT : PROPOSED RESIDENTIAL DEVELOPMENT AT TKOTL 70RP, PHASE 11, LOHAS PARK,TSEUNG KWAN O, N.T.	DATE OF ISSUE										SUBMISSION STATE (FOR B.D / A.S.D)			SUBMISSION STATE (FOR CLIENT / CONSULTANT)			SUBMISSION STATE (FOR ARCHITECT)			FABRICATION / CONSTRUCTION STATE						
	ISSUE	01	02	03	04	05						AP - APPROVED			AP - APPROVED			AP - APPROVED			ISSUE TO CHINA OFFICE		ISSUE TO SITE		ISSUE TO SUB-CONTRACTOR	
	DAY	15	28	11	30	09						AC - APPROVED SUB. TO CONDITION			AC - APPROVED SUB. TO CONDITION			AC - APPROVED SUB. TO CONDITION								
	MONTH	10	10	11	11	12						NA - NOT APPROVED			NA - NOT APPROVED			NA - NOT APPROVED								
	YEAR	21	21	21	21	21																				
DRAWING TITLE	DWG. NO.	REVISIONS									COMMENT DATE	REV.	STATE	COMMENT DATE	REV.	STATE	COMMENT DATE	REV.	STATE	REV.	DATE	REV.	DATE	REV.	DATE	
COVERPAGE	J-858-PW-0000	-	A	B	C	D																				
DRAWING SUBMISSION REGISTER	J-858-PW-0001	-	A	B	C	D																				
GENERAL NOTE OF ALUM. WINDOW	J-858-PW-0002	-	A	A	A	B																				
SECTION PROFILE FOR ALUM. WINDOW	J-858-PW-0003	-	A	A	B	C																				
PRECAST ALUM. WINDOW SCHEDULE	J-858-PW-2101	-	A	A	A	B																				
PRECAST ALUM. WINDOW SCHEDULE	J-858-PW-2102	-	A	B	B	C																				
PRECAST ALUM. WINDOW SCHEDULE	J-858-PW-2103	-	A	B	B	C																				
PRECAST ALUM. WINDOW SCHEDULE	J-858-PW-2104	-	A	A	B																					
PRECAST ALUM. WINDOW SCHEDULE	J-858-PW-2105	-				A																				
FULL PLAN LAYOUT (FOR T1 9TH FLOOR PLAN)	J-858-PW-3101	-	A	A	A	A																				
FULL PLAN LAYOUT (FOR T1 10TH, 12TH-39TH,41ST-52ND FLOOR PLAN)	J-858-PW-3102	-	A	A	A	A																				
FULL PLAN LAYOUT (FOR T1 53RD-61ST FLOOR PLAN)	J-858-PW-3103	-	A	A	A	A																				
FULL PLAN LAYOUT (FOR T1 62ND FLOOR PLAN)	J-858-PW-3104	-	A	A	A	A																				
FULL PLAN LAYOUT (FOR T2 9TH FLOOR PLAN)	J-858-PW-3201	-	A	A	B	B																				
FULL PLAN LAYOUT (FOR T2 10TH, 12TH-39TH,41ST-66TH FLOOR PLAN)	J-858-PW-3202	-	A	A	B	B																				
FULL PLAN LAYOUT (FOR T2 67TH FLOOR PLAN)	J-858-PW-3203	-	A	A	B	B																				
FULL PLAN LAYOUT (FOR T3 9TH FLOOR PLAN)	J-858-PW-3301	-			A	A																				
FULL PLAN LAYOUT (FOR T3 10TH, 12TH-39TH,41ST-66TH FLOOR PLAN)	J-858-PW-3302	-			A	A																				
FULL PLAN LAYOUT (FOR T3 67TH FLOOR PLAN)	J-858-PW-3303	-			A	A																				
TYPICAL DETAIL FOR PRECAST ALUM. WINDOW	J-858-PW-5001	-	A	A	B	B																				
TYPICAL DETAIL FOR PRECAST ALUM. WINDOW	J-858-PW-6001	-	A	A	B	B																				
TYPICAL DETAIL FOR PRECAST ALUM. WINDOW	J-858-PW-6002	-	A	A	B	B																				
ALUM. WINDOW SECTION FIXING DETAIL	J-858-PW-8001	-	A	A	A	A																				
ALUM. SIDE HUNG WINDOW TYPICAL LOCK & HINGES DETAIL	J-858-PW-8002	-	A	A	B	B																				
G.M.S. FIXING LUG TYPICAL DETAIL	J-858-PW-8003	-																								
TYPICAL EARTHING BONDING DETAILS OF PRECAST	J-858-PW-8004	-				A	A																			

B.D. REF :

CLIENT :
 信和置業有限公司
 Sino Land Company Limited



ARCHITECT :
 **ronald lu & partners**
 Architects . Planners . Interior Designers
 Ronald Lu & Partners (HK) Ltd.
 呂元祥建築師事務所 (香港) 有限公司

MAIN CONTRACTOR :
 **Gammon**

STRUCTURAL ENGINEER :
 **AECOM**

FACADE CONSULTANT:
 **AECOM**

NOTE :
 1. ALL DIMENSIONS ARE IN mm.
 2. ALL ELEVATIONS ARE VIEWED FROM OUTSIDE.
 3. ALL DIMENSIONS TO BE VERIFIED ON SITE BEFORE FABRICATION.

LEGEND :
 X1 --- DETAIL MARK NO.
 X001 --- REFER SHEET NO.

1. F.F.L. -- FINISHED FLOOR LEVEL
 2. S.F.L. -- STRUCTURAL FLOOR LEVEL
 3. (R) -- REVERSED DETAIL


D	08-12-2021	REVISED AS PER ARCHITECT COMMENT	
C	15-11-2021	REVISED AS PER ARCHITECT COMMENT	
B	11-11-2021	REVISED AS PER ARCHITECT COMMENT	
A	28-10-2021	REVISED AS PER ARCHITECT COMMENT	
NO.	DATE	REVISED	BY

JOB NO. : J-858
 PROJECT :
 PROPOSED RESIDENTIAL DEVELOPMENT
 AT TKOTL 70RP, PHASE 11, LOHAS PARK
 TSEUNG KWAN O, N.T.

TITLE :
 DRAWING LIST FOR
 PRECAST ALUM. WINDOW

DATE : 04-OCT-21 SCALE : 1:1

DRAWN BY : CHECKED BY :

 **美特鋁質有限公司**
 MIDI ALUMINIUM FABRICATOR LTD.
 Units 6-8, Sunray Industrial Centre, 1/F
 610 Cha Kwo Ling Road, Kowloon
 Tel:23489211-4 Fax:(852)27727666

DWG NO. : J858-PW-0001 REV. : D

GENERAL NOTES FOR ALUM. WINDOW

(A) DESIGN LOAD

DESIGN WIND LOAD SHALL COMPLY WITH THE "CODE OF PRACTICE ON WIND EFFECTS IN HONG KONG 2004", BUILDINGS DEPARTMENT, HONG KONG.

FOR TYPICAL FROM 9/F ~ 62/F

MAX HEIGHT OF BUILDING FOR SITE GROUND LEVEL TO UPPER ROOF = 175 m

MAX DESIGN WIND PRESSURE = $3.13 \text{ kPa} \times 1.4 = 4.382 \text{ kPa}$

TOTAL PRESSURE COEFFICIENT FOR INDIVIDUAL ELEMENTS = -1.4

(B) STANDARD AND CODES

- HONG KONG BUILDING (CONSTRUCTION) REGULATION
- CODE OF PRACTICE ON WIND EFFECTS IN HONG KONG 2004
- CODE OF PRACTICE FOR THE STRUCTURAL USE OF STEEL 2011
- CODE OF PRACTICE FOR THE STRUCTURAL USE OF CONCRETE 2013
- BS 8118 : 1991 - STRUCTURAL USE OF ALUMINIUM
- DESIGN OF ALUMINIUM WINDOW SHALL COMPLY WITH PNAP248(APP-116) AND PNPA106(APP-37)
- BS 6262 - GLAZING FOR BUILDING

(C) ALUMINIUM EXTRUSION

- ALUMINIUM ALLOY FOR EXTRUDED STRUCTURAL MEMBER TO BE GRADE 6063-T6 UNLESS OTHERWISE SPECIFIED
MECHANICAL PROPERTIES COMPLY WITH BS EN 755-2 2008

- BENDING AND OVAL YIELDING	=	160	MPa
- LOCAL TENSION OR COMPRESSION	=	175	MPa
- SHEAR	=	95	MPa
- UCTIMATED TENSILE STRENGTH	=	215	MPa
- MODULUS OF ELASTICITY	=	70000	MPa
- 0.2% TENSILE PROOF STRESS	=	170	MPa

(D) ALUMINIUM SHEET

- ALUMINIUM SHEET TO BE GRADE 3003-H14
MECHANICAL PROPERTIES COMPLY WITH BS EN 485-2

- BENDING AND OVAL YIELDING	=	125	MPa
- LOCAL TENSION OR COMPRESSION	=	135	MPa
- SHEAR	=	75	MPa
- UCTIMATED TENSILE STRENGTH	=	145	MPa
- MODULUS OF ELASTICITY	=	70000	MPa
- 0.2% TENSILE PROOF STRESS	=	125	MPa

(E) STAINLESS STEEL FASTENER

- STAINLESS STEEL SCREW / BOLT;
IN ACCORDANCE WITH BS. EN ISO 3506 PART 1& 2: 2009,
MECHANICAL PROPERTIES OF CORROSION RESISTANT STAINLESS STEEL FASTENERS.

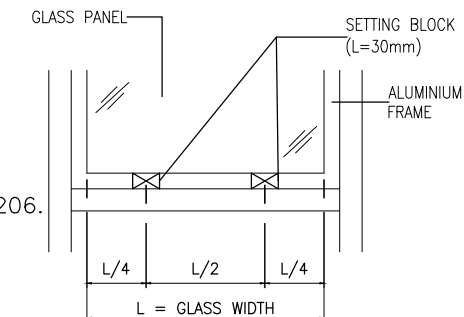
	<u>A4-70</u>
1.1. ULTIMATE TENSILE STRENGTH (U_b)	700 MPa
1.2. STRESS AT 0.2% PERMANENT STRAIN (Y_b)	450 MPa
1.3. DESIGN SHEAR STRENGTH : ($0.4U_b$)	280 MPa
1.4. DESIGN BEARING STRENGTH : $0.7(U_b+Y_b)$	450 MPa
1.5. DESIGN TENSION STRENGTH : $\text{MIN}(0.7U_b, Y_b)$	805 MPa

(F) SEPARATION BETWEEN DISSIMILAR MATERIAL

- CONTACT SURFACE BETWEEN DISSIMILAR MATERIAL WILL BE ISOLATED BY BITUMEN PAINT

(G) SILICONE SEALANT, GASKET & SETTING BLOCK

- ALL SEALANT TO BE APPLIED IN ACCORDANCE WITH MANUFACTURER'S RECOMMENDATIONS
- WEATHER SEALANT TO BE "DOW CORNING 791" (BLACK)
- ALL DISTANCE PIECE SHALL BE 'SANTOPRENE' MATERIAL WITH A DUROMETER HARDNESS OF 65 ± 5 AT SURROUNDING BETWEEN ALUMINIUM FRAME AND GLASS PANEL, SANTOPRENE WEATHER STRIP.
- USE TWO SETTING BLOCK OF 'EPDM' MATERIAL WITH A DUROMETER HARDNESS OF 85 ± 5 AT THE QUARTER, ON EITHER SIDE OF CENTER, AT THE BOTTOM OF THE GLASS.



(H) CONCRETE GRADE

- CONCRETE GRADE = 35D (MIN.)

(J) GLASS PANEL

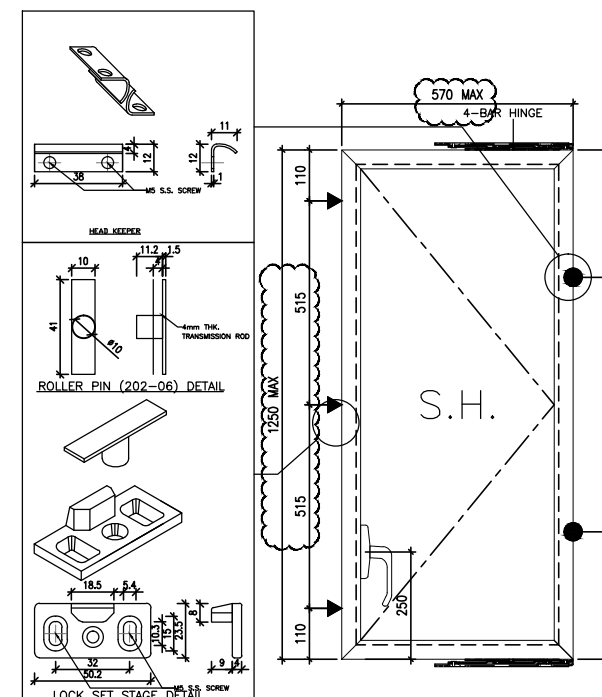
- ALL TEMPERED GLASS PANE SHALL BE COMPLIED WITH B.S. 6206.
 - THE GLAZING OF GLASS SHALL BE COMPLIED WITH B.S. 6262.
 - ALL GLASS SHALL BE COMPLIED WITH B.S. 952, 1995
- TYPE OF GLASS :

TG11	10mm THK CRYSTAL GREY TEMPERED GLASS
TG09	6mm THK HEAT STRENGTHENED CLEAR GLASS +1.52mm MILKY WHITE PVB +6mm THK HEAT STRENGTHENED CLEAR GLASS

4. PROPERTIES OF GLASS PANEL :

DENSITY	2600	kg/m ³
MODULUS OF ELASTICITY	70000	N/mm ²
ALLOWABLE BENDING STRESS FOR TEMPERED GLASS	50	N/mm ²
FACTOR OF SAFETY	2.5	

- ALLOWABLE DEFLECTION OF GLASS = SPAN / 60
- 100% HEAT-SOAK TEST FOR TEMPERED GLASS
- COLOR CODE: PVF2 COATING TO BE CONFIRMED UPON VISUAL MOCK UP



B.D. REF :

CLIENT :
信和置業有限公司
Sino Land Company Limited

ARCHITECT :
ronald lu & partners
Architects, Planners, Interior Designers
Ronald Lu & Partners (HK) Ltd.
呂元祥建築師事務所 (香港) 有限公司

MAIN CONTRACTOR :
Gammon

STRUCTURAL ENGINEER :
AEM

FACADE CONSULTANT:
AEM

NOTE :
1. ALL DIMENSIONS ARE IN mm.
2. ALL ELEVATIONS ARE VIEWED FROM OUTSIDE.
3. ALL DIMENSIONS TO BE VERIFIED ON SITE BEFORE FABRICATION.

LEGEND :
X1 - DETAIL MARK NO.
X001 - REFER SHEET NO.

1. F.F.L. -- FINISHED FLOOR LEVEL
2. S.F.L. -- STRUCTURAL FLOOR LEVEL
3. (R) -- REVERSED DETAIL

B	23-11-2021	REVISED AS PER ARCHITECT COMMENT		
A	28-10-2021	REVISED AS PER ARCHITECT COMMENT		
NO.	DATE	REVISED	BY	

JOB NO. : J-858
PROJECT : PROPOSED RESIDENTIAL DEVELOPMENT AT TKOTL 70RP, PHASE 11, LOHAS PARK TSEUNG KWAN O, N.T.

TITLE :
GENERAL NOTES OF ALUM. WINDOW

DATE : 04-OCT-21 SCALE : 1:250

DRAWN BY : CHECKED BY :

美特鋁質有限公司
MIDI ALUMINIUM FABRICATOR LTD.
Units 6-8, Sunray Industrial Centre, 1/F
610 Cha Kwo Ling Road, Kowloon
Tel: 23489211-4 Fax: (852) 27727666

DWG NO. : J858-PW-0002 REV. : B

A02 --- ALUM. WINDOW FRAME GRADE --- 6063-T5	COATING --- PVF2 COATING X845990	A03 --- ALUM. WINDOW SASH GRADE --- 6063-T5	COATING --- PVF2 COATING X846540	A06 --- ALUM. GLAZING BEAD GRADE --- 6063-T5	COATING --- PVF2 COATING X846550	A09 --- ALUM. TRANSOM GRADE --- 6063-T5	COATING --- PVF2 COATING X846100																																																																																																																																
<table border="1"> <tr><th>MASS PROPERTIES (UNIT)</th><th>VALUES</th></tr> <tr><td>Area (mm²):</td><td>334.01</td></tr> <tr><td>Perimeter (mm):</td><td>294.23</td></tr> <tr><td>Bounding Box - X (mm):</td><td>-25.43 to 26.57</td></tr> <tr><td>Bounding Box - Y (mm):</td><td>-27.72 to 22.28</td></tr> <tr><td>Centroid - X (mm):</td><td>0.00</td></tr> <tr><td>Centroid - Y (mm):</td><td>0.00</td></tr> <tr><td>Moments of inertia - X (mm⁴):</td><td>140410.02</td></tr> <tr><td>Moments of inertia - Y (mm⁴):</td><td>49406.75</td></tr> <tr><td>Product of inertia - XY (mm⁴):</td><td>16851.80</td></tr> <tr><td>Radii of gyration - X (mm):</td><td>20.50</td></tr> <tr><td>Radii of gyration - Y (mm):</td><td>12.16</td></tr> <tr><td>Principal moments along X-Y (mm⁴):</td><td>46386.41 along [0.18 0.98]</td></tr> <tr><td>Principal moments along Y-X (mm⁴):</td><td>143430.36 along [-0.98 0.18]</td></tr> <tr><td>Elastic Modulus - Zx (mm³):</td><td>1 / y-max= 5065.67</td></tr> <tr><td>Elastic Modulus - Zy (mm³):</td><td>J / x-max= 1859.27</td></tr> </table>		MASS PROPERTIES (UNIT)	VALUES	Area (mm ²):	334.01	Perimeter (mm):	294.23	Bounding Box - X (mm):	-25.43 to 26.57	Bounding Box - Y (mm):	-27.72 to 22.28	Centroid - X (mm):	0.00	Centroid - Y (mm):	0.00	Moments of inertia - X (mm ⁴):	140410.02	Moments of inertia - Y (mm ⁴):	49406.75	Product of inertia - XY (mm ⁴):	16851.80	Radii of gyration - X (mm):	20.50	Radii of gyration - Y (mm):	12.16	Principal moments along X-Y (mm ⁴):	46386.41 along [0.18 0.98]	Principal moments along Y-X (mm ⁴):	143430.36 along [-0.98 0.18]	Elastic Modulus - Zx (mm ³):	1 / y-max= 5065.67	Elastic Modulus - Zy (mm ³):	J / x-max= 1859.27	<table border="1"> <tr><th>MASS PROPERTIES (UNIT)</th><th>VALUES</th></tr> <tr><td>Area (mm²):</td><td>365.44</td></tr> <tr><td>Perimeter (mm):</td><td>331.11</td></tr> <tr><td>Bounding Box - X (mm):</td><td>-24.11 to 23.89</td></tr> <tr><td>Bounding Box - Y (mm):</td><td>-19.66 to 30.34</td></tr> <tr><td>Centroid - X (mm):</td><td>0.00</td></tr> <tr><td>Centroid - Y (mm):</td><td>0.00</td></tr> <tr><td>Moments of inertia - X (mm⁴):</td><td>110220.71</td></tr> <tr><td>Moments of inertia - Y (mm⁴):</td><td>26130.11</td></tr> <tr><td>Product of inertia - XY (mm⁴):</td><td>410.30</td></tr> <tr><td>Radii of gyration - X (mm):</td><td>17.37</td></tr> <tr><td>Radii of gyration - Y (mm):</td><td>8.46</td></tr> <tr><td>Principal moments along X-Y (mm⁴):</td><td>26128.11 along [0.00 1.00]</td></tr> <tr><td>Principal moments along Y-X (mm⁴):</td><td>110222.71 along [-1.00 0.00]</td></tr> <tr><td>Elastic Modulus - Zx (mm³):</td><td>1 / y-max= 3632.50</td></tr> <tr><td>Elastic Modulus - Zy (mm³):</td><td>J / x-max= 1083.83</td></tr> </table>		MASS PROPERTIES (UNIT)	VALUES	Area (mm ²):	365.44	Perimeter (mm):	331.11	Bounding Box - X (mm):	-24.11 to 23.89	Bounding Box - Y (mm):	-19.66 to 30.34	Centroid - X (mm):	0.00	Centroid - Y (mm):	0.00	Moments of inertia - X (mm ⁴):	110220.71	Moments of inertia - Y (mm ⁴):	26130.11	Product of inertia - XY (mm ⁴):	410.30	Radii of gyration - X (mm):	17.37	Radii of gyration - Y (mm):	8.46	Principal moments along X-Y (mm ⁴):	26128.11 along [0.00 1.00]	Principal moments along Y-X (mm ⁴):	110222.71 along [-1.00 0.00]	Elastic Modulus - Zx (mm ³):	1 / y-max= 3632.50	Elastic Modulus - Zy (mm ³):	J / x-max= 1083.83	<table border="1"> <tr><th>MASS PROPERTIES (UNIT)</th><th>VALUES</th></tr> <tr><td>Area (mm²):</td><td>92.89</td></tr> <tr><td>Perimeter (mm):</td><td>166.67</td></tr> <tr><td>Bounding Box - X (mm):</td><td>-18.11 to 29.59</td></tr> <tr><td>Bounding Box - Y (mm):</td><td>-10.46 to 8.52</td></tr> <tr><td>Centroid - X (mm):</td><td>0.00</td></tr> <tr><td>Centroid - Y (mm):</td><td>0.00</td></tr> <tr><td>Moments of inertia - X (mm⁴):</td><td>4731.22</td></tr> <tr><td>Moments of inertia - Y (mm⁴):</td><td>18538.57</td></tr> <tr><td>Product of inertia - XY (mm⁴):</td><td>-4514.80</td></tr> <tr><td>Radii of gyration - X (mm):</td><td>7.14</td></tr> <tr><td>Radii of gyration - Y (mm):</td><td>14.14</td></tr> <tr><td>Principal moments along X-Y (mm⁴):</td><td>3386.01 along [0.96 -0.29]</td></tr> <tr><td>Principal moments along Y-X (mm⁴):</td><td>19883.78 along [0.29 0.96]</td></tr> <tr><td>Elastic Modulus - Zx (mm³):</td><td>1 / y-max= 452.41</td></tr> <tr><td>Elastic Modulus - Zy (mm³):</td><td>J / x-max= 626.52</td></tr> </table>		MASS PROPERTIES (UNIT)	VALUES	Area (mm ²):	92.89	Perimeter (mm):	166.67	Bounding Box - X (mm):	-18.11 to 29.59	Bounding Box - Y (mm):	-10.46 to 8.52	Centroid - X (mm):	0.00	Centroid - Y (mm):	0.00	Moments of inertia - X (mm ⁴):	4731.22	Moments of inertia - Y (mm ⁴):	18538.57	Product of inertia - XY (mm ⁴):	-4514.80	Radii of gyration - X (mm):	7.14	Radii of gyration - Y (mm):	14.14	Principal moments along X-Y (mm ⁴):	3386.01 along [0.96 -0.29]	Principal moments along Y-X (mm ⁴):	19883.78 along [0.29 0.96]	Elastic Modulus - Zx (mm ³):	1 / y-max= 452.41	Elastic Modulus - Zy (mm ³):	J / x-max= 626.52	<table border="1"> <tr><th>MASS PROPERTIES (UNIT)</th><th>VALUES</th></tr> <tr><td>Area (mm²):</td><td>532.53</td></tr> <tr><td>Perimeter (mm):</td><td>451.29</td></tr> <tr><td>Bounding Box - X (mm):</td><td>-24.66 to 25.34</td></tr> <tr><td>Bounding Box - Y (mm):</td><td>-31.76 to 31.24</td></tr> <tr><td>Centroid - X (mm):</td><td>0.00</td></tr> <tr><td>Centroid - Y (mm):</td><td>0.00</td></tr> <tr><td>Moments of inertia - X (mm⁴):</td><td>90114.79</td></tr> <tr><td>Moments of inertia - Y (mm⁴):</td><td>180076.93</td></tr> <tr><td>Product of inertia - XY (mm⁴):</td><td>41817.33</td></tr> <tr><td>Radii of gyration - X (mm):</td><td>13.01</td></tr> <tr><td>Radii of gyration - Y (mm):</td><td>18.39</td></tr> <tr><td>Principal moments along X-Y (mm⁴):</td><td>73679.36 along [0.93 0.37]</td></tr> <tr><td>Principal moments along Y-X (mm⁴):</td><td>196512.35 along [-0.37 0.93]</td></tr> <tr><td>Elastic Modulus - Zx (mm³):</td><td>1 / y-max= 2837.46</td></tr> <tr><td>Elastic Modulus - Zy (mm³):</td><td>J / x-max= 7107.20</td></tr> </table>		MASS PROPERTIES (UNIT)	VALUES	Area (mm ²):	532.53	Perimeter (mm):	451.29	Bounding Box - X (mm):	-24.66 to 25.34	Bounding Box - Y (mm):	-31.76 to 31.24	Centroid - X (mm):	0.00	Centroid - Y (mm):	0.00	Moments of inertia - X (mm ⁴):	90114.79	Moments of inertia - Y (mm ⁴):	180076.93	Product of inertia - XY (mm ⁴):	41817.33	Radii of gyration - X (mm):	13.01	Radii of gyration - Y (mm):	18.39	Principal moments along X-Y (mm ⁴):	73679.36 along [0.93 0.37]	Principal moments along Y-X (mm ⁴):	196512.35 along [-0.37 0.93]	Elastic Modulus - Zx (mm ³):	1 / y-max= 2837.46	Elastic Modulus - Zy (mm ³):	J / x-max= 7107.20
MASS PROPERTIES (UNIT)	VALUES																																																																																																																																						
Area (mm ²):	334.01																																																																																																																																						
Perimeter (mm):	294.23																																																																																																																																						
Bounding Box - X (mm):	-25.43 to 26.57																																																																																																																																						
Bounding Box - Y (mm):	-27.72 to 22.28																																																																																																																																						
Centroid - X (mm):	0.00																																																																																																																																						
Centroid - Y (mm):	0.00																																																																																																																																						
Moments of inertia - X (mm ⁴):	140410.02																																																																																																																																						
Moments of inertia - Y (mm ⁴):	49406.75																																																																																																																																						
Product of inertia - XY (mm ⁴):	16851.80																																																																																																																																						
Radii of gyration - X (mm):	20.50																																																																																																																																						
Radii of gyration - Y (mm):	12.16																																																																																																																																						
Principal moments along X-Y (mm ⁴):	46386.41 along [0.18 0.98]																																																																																																																																						
Principal moments along Y-X (mm ⁴):	143430.36 along [-0.98 0.18]																																																																																																																																						
Elastic Modulus - Zx (mm ³):	1 / y-max= 5065.67																																																																																																																																						
Elastic Modulus - Zy (mm ³):	J / x-max= 1859.27																																																																																																																																						
MASS PROPERTIES (UNIT)	VALUES																																																																																																																																						
Area (mm ²):	365.44																																																																																																																																						
Perimeter (mm):	331.11																																																																																																																																						
Bounding Box - X (mm):	-24.11 to 23.89																																																																																																																																						
Bounding Box - Y (mm):	-19.66 to 30.34																																																																																																																																						
Centroid - X (mm):	0.00																																																																																																																																						
Centroid - Y (mm):	0.00																																																																																																																																						
Moments of inertia - X (mm ⁴):	110220.71																																																																																																																																						
Moments of inertia - Y (mm ⁴):	26130.11																																																																																																																																						
Product of inertia - XY (mm ⁴):	410.30																																																																																																																																						
Radii of gyration - X (mm):	17.37																																																																																																																																						
Radii of gyration - Y (mm):	8.46																																																																																																																																						
Principal moments along X-Y (mm ⁴):	26128.11 along [0.00 1.00]																																																																																																																																						
Principal moments along Y-X (mm ⁴):	110222.71 along [-1.00 0.00]																																																																																																																																						
Elastic Modulus - Zx (mm ³):	1 / y-max= 3632.50																																																																																																																																						
Elastic Modulus - Zy (mm ³):	J / x-max= 1083.83																																																																																																																																						
MASS PROPERTIES (UNIT)	VALUES																																																																																																																																						
Area (mm ²):	92.89																																																																																																																																						
Perimeter (mm):	166.67																																																																																																																																						
Bounding Box - X (mm):	-18.11 to 29.59																																																																																																																																						
Bounding Box - Y (mm):	-10.46 to 8.52																																																																																																																																						
Centroid - X (mm):	0.00																																																																																																																																						
Centroid - Y (mm):	0.00																																																																																																																																						
Moments of inertia - X (mm ⁴):	4731.22																																																																																																																																						
Moments of inertia - Y (mm ⁴):	18538.57																																																																																																																																						
Product of inertia - XY (mm ⁴):	-4514.80																																																																																																																																						
Radii of gyration - X (mm):	7.14																																																																																																																																						
Radii of gyration - Y (mm):	14.14																																																																																																																																						
Principal moments along X-Y (mm ⁴):	3386.01 along [0.96 -0.29]																																																																																																																																						
Principal moments along Y-X (mm ⁴):	19883.78 along [0.29 0.96]																																																																																																																																						
Elastic Modulus - Zx (mm ³):	1 / y-max= 452.41																																																																																																																																						
Elastic Modulus - Zy (mm ³):	J / x-max= 626.52																																																																																																																																						
MASS PROPERTIES (UNIT)	VALUES																																																																																																																																						
Area (mm ²):	532.53																																																																																																																																						
Perimeter (mm):	451.29																																																																																																																																						
Bounding Box - X (mm):	-24.66 to 25.34																																																																																																																																						
Bounding Box - Y (mm):	-31.76 to 31.24																																																																																																																																						
Centroid - X (mm):	0.00																																																																																																																																						
Centroid - Y (mm):	0.00																																																																																																																																						
Moments of inertia - X (mm ⁴):	90114.79																																																																																																																																						
Moments of inertia - Y (mm ⁴):	180076.93																																																																																																																																						
Product of inertia - XY (mm ⁴):	41817.33																																																																																																																																						
Radii of gyration - X (mm):	13.01																																																																																																																																						
Radii of gyration - Y (mm):	18.39																																																																																																																																						
Principal moments along X-Y (mm ⁴):	73679.36 along [0.93 0.37]																																																																																																																																						
Principal moments along Y-X (mm ⁴):	196512.35 along [-0.37 0.93]																																																																																																																																						
Elastic Modulus - Zx (mm ³):	1 / y-max= 2837.46																																																																																																																																						
Elastic Modulus - Zy (mm ³):	J / x-max= 7107.20																																																																																																																																						

A04 --- ALUM. WINDOW ADAPTER GRADE --- 6063-T5	COATING --- PVF2 COATING X846070	A05 --- ALUM. WINDOW FRAME GRADE --- 6063-T5	COATING --- PVF2 COATING X846180	A13 --- ALUM. WINDOW TRANSOM GRADE --- 6063-T5	COATING --- PVF2 COATING X846150	A14 --- ALUM. WINDOW FRAME GRADE --- 6063-T5	COATING --- PVF2 COATING X846030																																																																																																																																
<table border="1"> <tr><th>MASS PROPERTIES (UNIT)</th><th>VALUES</th></tr> <tr><td>Area (mm²):</td><td>283.14</td></tr> <tr><td>Perimeter (mm):</td><td>271.22</td></tr> <tr><td>Bounding Box - X (mm):</td><td>-22.25 to 22.75</td></tr> <tr><td>Bounding Box - Y (mm):</td><td>-18.91 to 31.09</td></tr> <tr><td>Centroid - X (mm):</td><td>0.00</td></tr> <tr><td>Centroid - Y (mm):</td><td>0.00</td></tr> <tr><td>Moments of inertia - X (mm⁴):</td><td>93810.89</td></tr> <tr><td>Moments of inertia - Y (mm⁴):</td><td>24561.24</td></tr> <tr><td>Product of inertia - XY (mm⁴):</td><td>1093.85</td></tr> <tr><td>Radii of gyration - X (mm):</td><td>18.20</td></tr> <tr><td>Radii of gyration - Y (mm):</td><td>9.31</td></tr> <tr><td>Principal moments along X-Y (mm⁴):</td><td>24543.97 along [0.02 1.00]</td></tr> <tr><td>Principal moments along Y-X (mm⁴):</td><td>93828.16 along [-1.00 0.02]</td></tr> <tr><td>Elastic Modulus - Zx (mm³):</td><td>1 / y-max= 3017.04</td></tr> <tr><td>Elastic Modulus - Zy (mm³):</td><td>J / x-max= 1079.53</td></tr> </table>		MASS PROPERTIES (UNIT)	VALUES	Area (mm ²):	283.14	Perimeter (mm):	271.22	Bounding Box - X (mm):	-22.25 to 22.75	Bounding Box - Y (mm):	-18.91 to 31.09	Centroid - X (mm):	0.00	Centroid - Y (mm):	0.00	Moments of inertia - X (mm ⁴):	93810.89	Moments of inertia - Y (mm ⁴):	24561.24	Product of inertia - XY (mm ⁴):	1093.85	Radii of gyration - X (mm):	18.20	Radii of gyration - Y (mm):	9.31	Principal moments along X-Y (mm ⁴):	24543.97 along [0.02 1.00]	Principal moments along Y-X (mm ⁴):	93828.16 along [-1.00 0.02]	Elastic Modulus - Zx (mm ³):	1 / y-max= 3017.04	Elastic Modulus - Zy (mm ³):	J / x-max= 1079.53	<table border="1"> <tr><th>MASS PROPERTIES (UNIT)</th><th>VALUES</th></tr> <tr><td>Area (mm²):</td><td>416.65</td></tr> <tr><td>Perimeter (mm):</td><td>369.29</td></tr> <tr><td>Bounding Box - X (mm):</td><td>-22.71 to 27.29</td></tr> <tr><td>Bounding Box - Y (mm):</td><td>-31.95 to 30.05</td></tr> <tr><td>Centroid - X (mm):</td><td>0.00</td></tr> <tr><td>Centroid - Y (mm):</td><td>0.00</td></tr> <tr><td>Moments of inertia - X (mm⁴):</td><td>93516.75</td></tr> <tr><td>Moments of inertia - Y (mm⁴):</td><td>175885.59</td></tr> <tr><td>Product of inertia - XY (mm⁴):</td><td>-20630.32</td></tr> <tr><td>Radii of gyration - X (mm):</td><td>14.98</td></tr> <tr><td>Radii of gyration - Y (mm):</td><td>20.55</td></tr> <tr><td>Principal moments along X-Y (mm⁴):</td><td>88638.53 along [0.97 -0.23]</td></tr> <tr><td>Principal moments along Y-X (mm⁴):</td><td>180763.81 along [0.23 0.97]</td></tr> <tr><td>Elastic Modulus - Zx (mm³):</td><td>1 / y-max= 2927.03</td></tr> <tr><td>Elastic Modulus - Zy (mm³):</td><td>J / x-max= 6444.28</td></tr> </table>		MASS PROPERTIES (UNIT)	VALUES	Area (mm ²):	416.65	Perimeter (mm):	369.29	Bounding Box - X (mm):	-22.71 to 27.29	Bounding Box - Y (mm):	-31.95 to 30.05	Centroid - X (mm):	0.00	Centroid - Y (mm):	0.00	Moments of inertia - X (mm ⁴):	93516.75	Moments of inertia - Y (mm ⁴):	175885.59	Product of inertia - XY (mm ⁴):	-20630.32	Radii of gyration - X (mm):	14.98	Radii of gyration - Y (mm):	20.55	Principal moments along X-Y (mm ⁴):	88638.53 along [0.97 -0.23]	Principal moments along Y-X (mm ⁴):	180763.81 along [0.23 0.97]	Elastic Modulus - Zx (mm ³):	1 / y-max= 2927.03	Elastic Modulus - Zy (mm ³):	J / x-max= 6444.28	<table border="1"> <tr><th>MASS PROPERTIES (UNIT)</th><th>VALUES</th></tr> <tr><td>Area (mm²):</td><td>588.91</td></tr> <tr><td>Perimeter (mm):</td><td>489.35</td></tr> <tr><td>Bounding Box - X (mm):</td><td>-35.29 to 24.71</td></tr> <tr><td>Bounding Box - Y (mm):</td><td>-32.76 to 34.24</td></tr> <tr><td>Centroid - X (mm):</td><td>0.00</td></tr> <tr><td>Centroid - Y (mm):</td><td>0.00</td></tr> <tr><td>Moments of inertia - X (mm⁴):</td><td>127584.51</td></tr> <tr><td>Moments of inertia - Y (mm⁴):</td><td>228691.73</td></tr> <tr><td>Product of inertia - XY (mm⁴):</td><td>-17638.96</td></tr> <tr><td>Radii of gyration - X (mm):</td><td>14.72</td></tr> <tr><td>Radii of gyration - Y (mm):</td><td>19.71</td></tr> <tr><td>Principal moments along X-Y (mm⁴):</td><td>124595.60 along [0.99 -0.17]</td></tr> <tr><td>Principal moments along Y-X (mm⁴):</td><td>231680.63 along [0.17 0.99]</td></tr> <tr><td>Elastic Modulus - Zx (mm³):</td><td>1 / y-max= 3725.93</td></tr> <tr><td>Elastic Modulus - Zy (mm³):</td><td>J / x-max= 6479.86</td></tr> </table>		MASS PROPERTIES (UNIT)	VALUES	Area (mm ²):	588.91	Perimeter (mm):	489.35	Bounding Box - X (mm):	-35.29 to 24.71	Bounding Box - Y (mm):	-32.76 to 34.24	Centroid - X (mm):	0.00	Centroid - Y (mm):	0.00	Moments of inertia - X (mm ⁴):	127584.51	Moments of inertia - Y (mm ⁴):	228691.73	Product of inertia - XY (mm ⁴):	-17638.96	Radii of gyration - X (mm):	14.72	Radii of gyration - Y (mm):	19.71	Principal moments along X-Y (mm ⁴):	124595.60 along [0.99 -0.17]	Principal moments along Y-X (mm ⁴):	231680.63 along [0.17 0.99]	Elastic Modulus - Zx (mm ³):	1 / y-max= 3725.93	Elastic Modulus - Zy (mm ³):	J / x-max= 6479.86	<table border="1"> <tr><th>MASS PROPERTIES (UNIT)</th><th>VALUES</th></tr> <tr><td>Area (mm²):</td><td>386.58</td></tr> <tr><td>Perimeter (mm):</td><td>325.29</td></tr> <tr><td>Bounding Box - X (mm):</td><td>-26.96 to 23.04</td></tr> <tr><td>Bounding Box - Y (mm):</td><td>-25.86 to 26.14</td></tr> <tr><td>Centroid - X (mm):</td><td>0.00</td></tr> <tr><td>Centroid - Y (mm):</td><td>0.00</td></tr> <tr><td>Moments of inertia - X (mm⁴):</td><td>49958.06</td></tr> <tr><td>Moments of inertia - Y (mm⁴):</td><td>150666.38</td></tr> <tr><td>Product of inertia - XY (mm⁴):</td><td>15971.83</td></tr> <tr><td>Radii of gyration - X (mm):</td><td>11.37</td></tr> <tr><td>Radii of gyration - Y (mm):</td><td>19.74</td></tr> <tr><td>Principal moments along X-Y (mm⁴):</td><td>47485.71 along [0.99 0.15]</td></tr> <tr><td>Principal moments along Y-X (mm⁴):</td><td>153138.73 along [-0.15 0.99]</td></tr> <tr><td>Elastic Modulus - Zx (mm³):</td><td>1 / y-max= 1911.51</td></tr> <tr><td>Elastic Modulus - Zy (mm³):</td><td>J / x-max= 5588.10</td></tr> </table>		MASS PROPERTIES (UNIT)	VALUES	Area (mm ²):	386.58	Perimeter (mm):	325.29	Bounding Box - X (mm):	-26.96 to 23.04	Bounding Box - Y (mm):	-25.86 to 26.14	Centroid - X (mm):	0.00	Centroid - Y (mm):	0.00	Moments of inertia - X (mm ⁴):	49958.06	Moments of inertia - Y (mm ⁴):	150666.38	Product of inertia - XY (mm ⁴):	15971.83	Radii of gyration - X (mm):	11.37	Radii of gyration - Y (mm):	19.74	Principal moments along X-Y (mm ⁴):	47485.71 along [0.99 0.15]	Principal moments along Y-X (mm ⁴):	153138.73 along [-0.15 0.99]	Elastic Modulus - Zx (mm ³):	1 / y-max= 1911.51	Elastic Modulus - Zy (mm ³):	J / x-max= 5588.10
MASS PROPERTIES (UNIT)	VALUES																																																																																																																																						
Area (mm ²):	283.14																																																																																																																																						
Perimeter (mm):	271.22																																																																																																																																						
Bounding Box - X (mm):	-22.25 to 22.75																																																																																																																																						
Bounding Box - Y (mm):	-18.91 to 31.09																																																																																																																																						
Centroid - X (mm):	0.00																																																																																																																																						
Centroid - Y (mm):	0.00																																																																																																																																						
Moments of inertia - X (mm ⁴):	93810.89																																																																																																																																						
Moments of inertia - Y (mm ⁴):	24561.24																																																																																																																																						
Product of inertia - XY (mm ⁴):	1093.85																																																																																																																																						
Radii of gyration - X (mm):	18.20																																																																																																																																						
Radii of gyration - Y (mm):	9.31																																																																																																																																						
Principal moments along X-Y (mm ⁴):	24543.97 along [0.02 1.00]																																																																																																																																						
Principal moments along Y-X (mm ⁴):	93828.16 along [-1.00 0.02]																																																																																																																																						
Elastic Modulus - Zx (mm ³):	1 / y-max= 3017.04																																																																																																																																						
Elastic Modulus - Zy (mm ³):	J / x-max= 1079.53																																																																																																																																						
MASS PROPERTIES (UNIT)	VALUES																																																																																																																																						
Area (mm ²):	416.65																																																																																																																																						
Perimeter (mm):	369.29																																																																																																																																						
Bounding Box - X (mm):	-22.71 to 27.29																																																																																																																																						
Bounding Box - Y (mm):	-31.95 to 30.05																																																																																																																																						
Centroid - X (mm):	0.00																																																																																																																																						
Centroid - Y (mm):	0.00																																																																																																																																						
Moments of inertia - X (mm ⁴):	93516.75																																																																																																																																						
Moments of inertia - Y (mm ⁴):	175885.59																																																																																																																																						
Product of inertia - XY (mm ⁴):	-20630.32																																																																																																																																						
Radii of gyration - X (mm):	14.98																																																																																																																																						
Radii of gyration - Y (mm):	20.55																																																																																																																																						
Principal moments along X-Y (mm ⁴):	88638.53 along [0.97 -0.23]																																																																																																																																						
Principal moments along Y-X (mm ⁴):	180763.81 along [0.23 0.97]																																																																																																																																						
Elastic Modulus - Zx (mm ³):	1 / y-max= 2927.03																																																																																																																																						
Elastic Modulus - Zy (mm ³):	J / x-max= 6444.28																																																																																																																																						
MASS PROPERTIES (UNIT)	VALUES																																																																																																																																						
Area (mm ²):	588.91																																																																																																																																						
Perimeter (mm):	489.35																																																																																																																																						
Bounding Box - X (mm):	-35.29 to 24.71																																																																																																																																						
Bounding Box - Y (mm):	-32.76 to 34.24																																																																																																																																						
Centroid - X (mm):	0.00																																																																																																																																						
Centroid - Y (mm):	0.00																																																																																																																																						
Moments of inertia - X (mm ⁴):	127584.51																																																																																																																																						
Moments of inertia - Y (mm ⁴):	228691.73																																																																																																																																						
Product of inertia - XY (mm ⁴):	-17638.96																																																																																																																																						
Radii of gyration - X (mm):	14.72																																																																																																																																						
Radii of gyration - Y (mm):	19.71																																																																																																																																						
Principal moments along X-Y (mm ⁴):	124595.60 along [0.99 -0.17]																																																																																																																																						
Principal moments along Y-X (mm ⁴):	231680.63 along [0.17 0.99]																																																																																																																																						
Elastic Modulus - Zx (mm ³):	1 / y-max= 3725.93																																																																																																																																						
Elastic Modulus - Zy (mm ³):	J / x-max= 6479.86																																																																																																																																						
MASS PROPERTIES (UNIT)	VALUES																																																																																																																																						
Area (mm ²):	386.58																																																																																																																																						
Perimeter (mm):	325.29																																																																																																																																						
Bounding Box - X (mm):	-26.96 to 23.04																																																																																																																																						
Bounding Box - Y (mm):	-25.86 to 26.14																																																																																																																																						
Centroid - X (mm):	0.00																																																																																																																																						
Centroid - Y (mm):	0.00																																																																																																																																						
Moments of inertia - X (mm ⁴):	49958.06																																																																																																																																						
Moments of inertia - Y (mm ⁴):	150666.38																																																																																																																																						
Product of inertia - XY (mm ⁴):	15971.83																																																																																																																																						
Radii of gyration - X (mm):	11.37																																																																																																																																						
Radii of gyration - Y (mm):	19.74																																																																																																																																						
Principal moments along X-Y (mm ⁴):	47485.71 along [0.99 0.15]																																																																																																																																						
Principal moments along Y-X (mm ⁴):	153138.73 along [-0.15 0.99]																																																																																																																																						
Elastic Modulus - Zx (mm ³):	1 / y-max= 1911.51																																																																																																																																						
Elastic Modulus - Zy (mm ³):	J / x-max= 5588.10																																																																																																																																						

A27 --- ALUM. WINDOW FRAME GRADE --- 6063-T5	COATING --- PVF2 COATING X845454	A06a --- ALUM. GLAZING BEAD GRADE --- 6063-T5	COATING --- PVF2 COATING X856630																																																																
<table border="1"> <tr><th>MASS PROPERTIES (UNIT)</th><th>VALUES</th></tr> <tr><td>Area (mm²):</td><td>28.23</td></tr> <tr><td>Perimeter (mm):</td><td>48.74</td></tr> <tr><td>Bounding Box - X (mm):</td><td>-1.87 to 6.13</td></tr> <tr><td>Bounding Box - Y (mm):</td><td>-6.87 to 10.63</td></tr> <tr><td>Centroid - X (mm):</td><td>0.00</td></tr> <tr><td>Centroid - Y (mm):</td><td>0.00</td></tr> <tr><td>Moments of inertia - X (mm⁴):</td><td>828.53</td></tr> <tr><td>Moments of inertia - Y (mm⁴):</td><td>130.95</td></tr> <tr><td>Product of inertia - XY (mm⁴):</td><td>-210.35</td></tr> <tr><td>Radii of gyration - X (mm):</td><td>5.42</td></tr> <tr><td>Radii of gyration - Y (mm):</td><td>2.15</td></tr> <tr><td>Principal moments along X-Y (mm⁴):</td><td>72.43 along [0.27 -0.96]</td></tr> <tr><td>Principal moments along Y-X (mm⁴):</td><td>887.05 along [0.96 0.27]</td></tr> <tr><td>Elastic Modulus - Zx (mm³):</td><td>1 / y-max= 77.98</td></tr> <tr><td>Elastic Modulus - Zy (mm³):</td><td>J / x-max= 21.36</td></tr> </table>		MASS PROPERTIES (UNIT)	VALUES	Area (mm ²):	28.23	Perimeter (mm):	48.74	Bounding Box - X (mm):	-1.87 to 6.13	Bounding Box - Y (mm):	-6.87 to 10.63	Centroid - X (mm):	0.00	Centroid - Y (mm):	0.00	Moments of inertia - X (mm ⁴):	828.53	Moments of inertia - Y (mm ⁴):	130.95	Product of inertia - XY (mm ⁴):	-210.35	Radii of gyration - X (mm):	5.42	Radii of gyration - Y (mm):	2.15	Principal moments along X-Y (mm ⁴):	72.43 along [0.27 -0.96]	Principal moments along Y-X (mm ⁴):	887.05 along [0.96 0.27]	Elastic Modulus - Zx (mm ³):	1 / y-max= 77.98	Elastic Modulus - Zy (mm ³):	J / x-max= 21.36	<table border="1"> <tr><th>MASS PROPERTIES (UNIT)</th><th>VALUES</th></tr> <tr><td>Area (mm²):</td><td>89.67</td></tr> <tr><td>Perimeter (mm):</td><td>164.44</td></tr> <tr><td>Bounding Box - X (mm):</td><td>-16.58 to 31.12</td></tr> <tr><td>Bounding Box - Y (mm):</td><td>-9.23 to 9.77</td></tr> <tr><td>Centroid - X (mm):</td><td>0.00</td></tr> <tr><td>Centroid - Y (mm):</td><td>0.00</td></tr> <tr><td>Moments of inertia - X (mm⁴):</td><td>4287.48</td></tr> <tr><td>Moments of inertia - Y (mm⁴):</td><td>17265.10</td></tr> <tr><td>Product of inertia - XY (mm⁴):</td><td>-5076.80</td></tr> <tr><td>Radii of gyration - X (mm):</td><td>6.91</td></tr> <tr><td>Radii of gyration - Y (mm):</td><td>13.88</td></tr> <tr><td>Principal moments along X-Y (mm⁴):</td><td>2537.45 along [0.95 -0.33]</td></tr> <tr><td>Principal moments along Y-X (mm⁴):</td><td>19015.14 along [0.33 0.95]</td></tr> <tr><td>Elastic Modulus - Zx (mm³):</td><td>1 / y-max= 438.73</td></tr> <tr><td>Elastic Modulus - Zy (mm³):</td><td>J / x-max= 554.72</td></tr> </table>		MASS PROPERTIES (UNIT)	VALUES	Area (mm ²):	89.67	Perimeter (mm):	164.44	Bounding Box - X (mm):	-16.58 to 31.12	Bounding Box - Y (mm):	-9.23 to 9.77	Centroid - X (mm):	0.00	Centroid - Y (mm):	0.00	Moments of inertia - X (mm ⁴):	4287.48	Moments of inertia - Y (mm ⁴):	17265.10	Product of inertia - XY (mm ⁴):	-5076.80	Radii of gyration - X (mm):	6.91	Radii of gyration - Y (mm):	13.88	Principal moments along X-Y (mm ⁴):	2537.45 along [0.95 -0.33]	Principal moments along Y-X (mm ⁴):	19015.14 along [0.33 0.95]	Elastic Modulus - Zx (mm ³):	1 / y-max= 438.73	Elastic Modulus - Zy (mm ³):	J / x-max= 554.72
MASS PROPERTIES (UNIT)	VALUES																																																																		
Area (mm ²):	28.23																																																																		
Perimeter (mm):	48.74																																																																		
Bounding Box - X (mm):	-1.87 to 6.13																																																																		
Bounding Box - Y (mm):	-6.87 to 10.63																																																																		
Centroid - X (mm):	0.00																																																																		
Centroid - Y (mm):	0.00																																																																		
Moments of inertia - X (mm ⁴):	828.53																																																																		
Moments of inertia - Y (mm ⁴):	130.95																																																																		
Product of inertia - XY (mm ⁴):	-210.35																																																																		
Radii of gyration - X (mm):	5.42																																																																		
Radii of gyration - Y (mm):	2.15																																																																		
Principal moments along X-Y (mm ⁴):	72.43 along [0.27 -0.96]																																																																		
Principal moments along Y-X (mm ⁴):	887.05 along [0.96 0.27]																																																																		
Elastic Modulus - Zx (mm ³):	1 / y-max= 77.98																																																																		
Elastic Modulus - Zy (mm ³):	J / x-max= 21.36																																																																		
MASS PROPERTIES (UNIT)	VALUES																																																																		
Area (mm ²):	89.67																																																																		
Perimeter (mm):	164.44																																																																		
Bounding Box - X (mm):	-16.58 to 31.12																																																																		
Bounding Box - Y (mm):	-9.23 to 9.77																																																																		
Centroid - X (mm):	0.00																																																																		
Centroid - Y (mm):	0.00																																																																		
Moments of inertia - X (mm ⁴):	4287.48																																																																		
Moments of inertia - Y (mm ⁴):	17265.10																																																																		
Product of inertia - XY (mm ⁴):	-5076.80																																																																		
Radii of gyration - X (mm):	6.91																																																																		
Radii of gyration - Y (mm):	13.88																																																																		
Principal moments along X-Y (mm ⁴):	2537.45 along [0.95 -0.33]																																																																		
Principal moments along Y-X (mm ⁴):	19015.14 along [0.33 0.95]																																																																		
Elastic Modulus - Zx (mm ³):	1 / y-max= 438.73																																																																		
Elastic Modulus - Zy (mm ³):	J / x-max= 554.72																																																																		

B.D. REF :

CLIENT :
信和置業有限公司
Sino Land Company Limited

ARCHITECT :
ronald lu & partners
Architects, Planners, Interior Designers
Ronald Lu & Partners (HK) Ltd.
呂元祥建築師事務所 (香港) 有限公司

MAIN CONTRACTOR :
Gammon

STRUCTURAL ENGINEER :
AECOM

FAÇADE CONSULTANT:
AECOM

NOTE :
1. ALL DIMENSIONS ARE IN mm.
2. ALL ELEVATIONS ARE VIEWED FROM OUTSIDE.
3. ALL DIMENSIONS TO BE VERIFIED ON SITE BEFORE FABRICATION.

LEGEND :
X1 --- DETAIL MARK NO.
X001 --- REFER SHEET NO.

1. F.F.L. --- FINISHED FLOOR LEVEL
2. S.F.L. --- STRUCTURAL FLOOR LEVEL
3. (R) --- REVERSED DETAIL

B 08-12-2021	REVISED AS PER ARCHITECT COMMENT		
A 28-10-2021	REVISED AS PER ARCHITECT COMMENT		
NO.	DATE	REVISED	BY

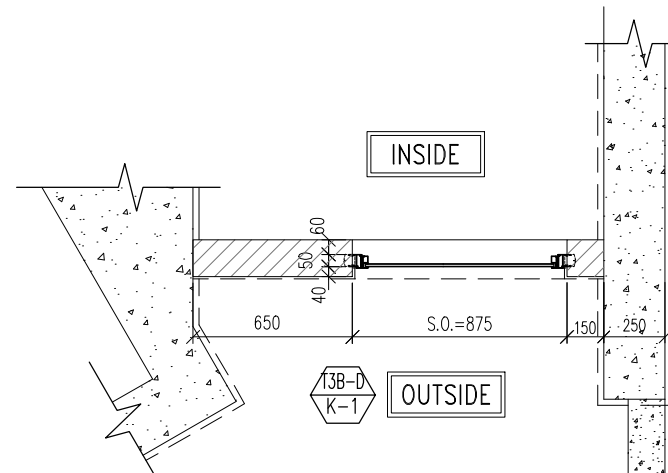
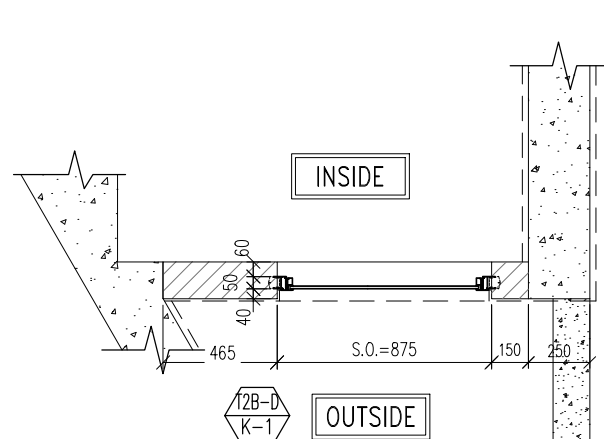
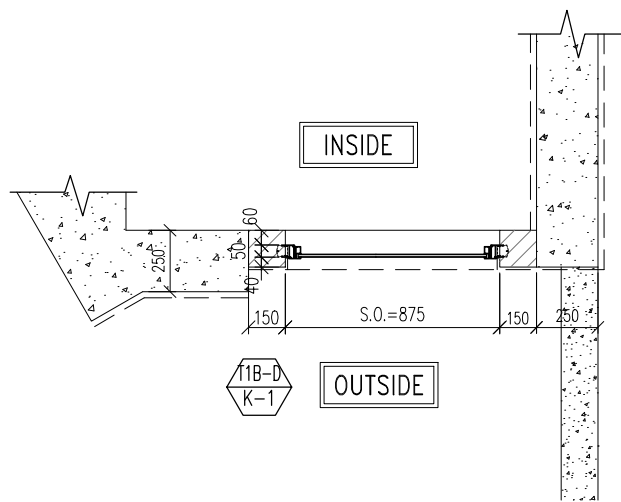
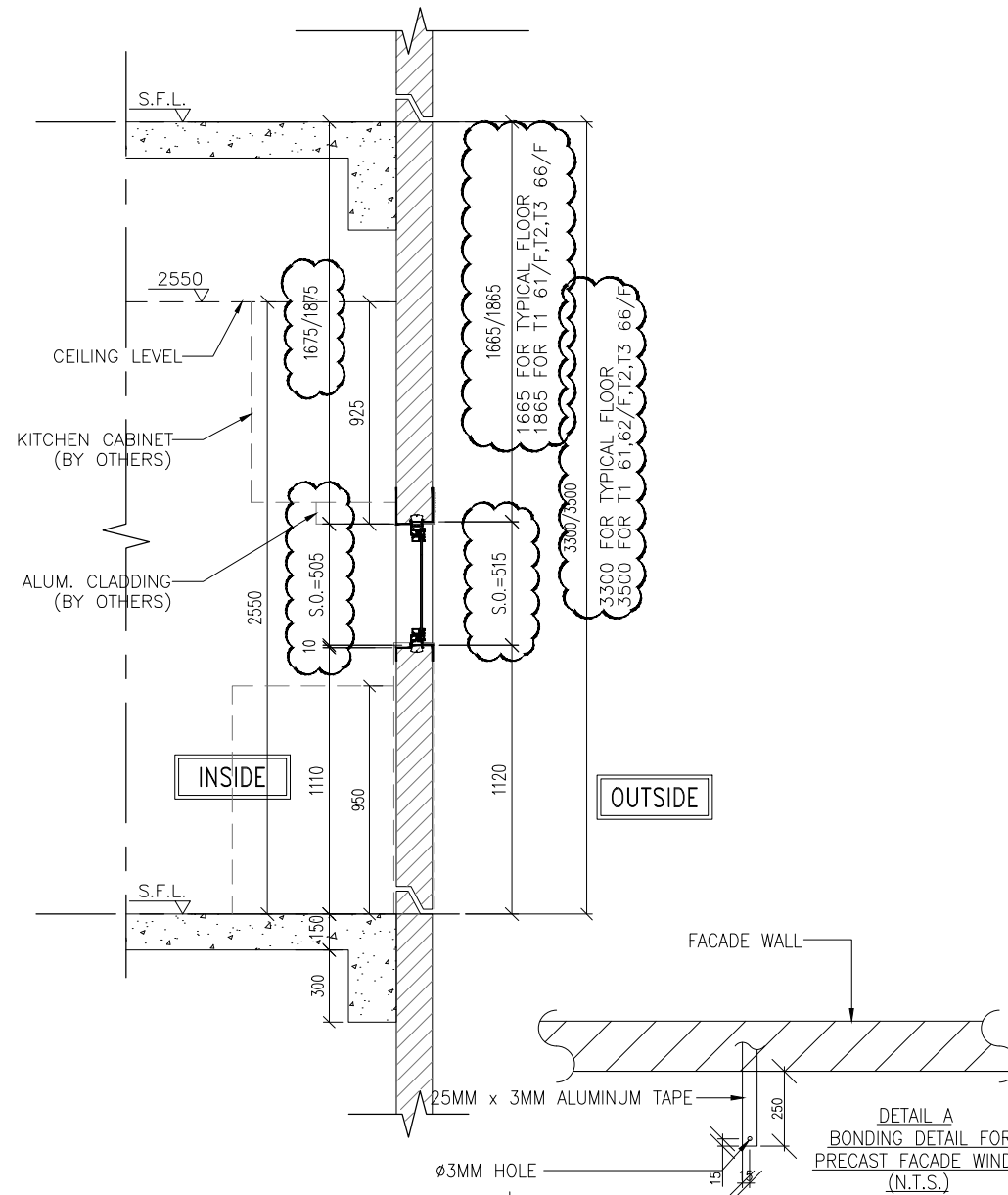
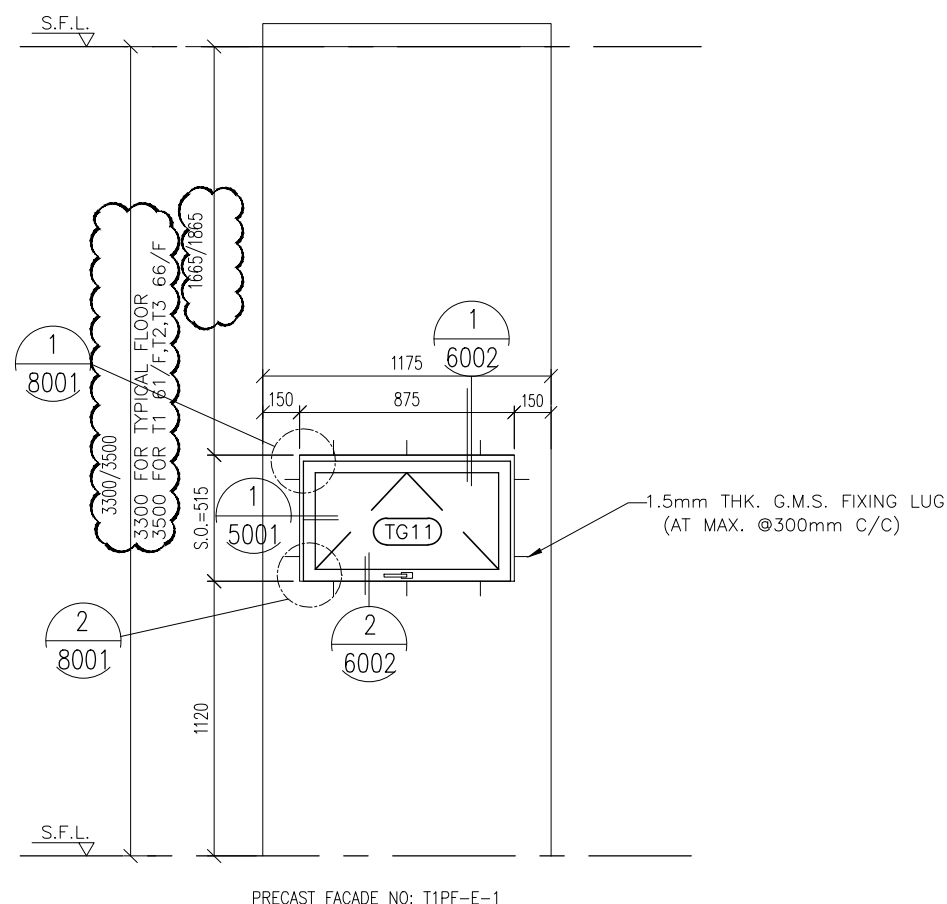
JOB NO. : J-858
PROJECT : PROPOSED RESIDENTIAL DEVELOPMENT AT TKOTL 70RP, PHASE 11, LOHAS PARK TSEUNG KWAN O, N.T.

TITLE : SECTION PROFILE FOR PRECAST ALUM. WINDOW

DATE : 04-OCT-21 SCALE : 1:2
DRAWN BY : CHECKED BY :

美特鋁質有限公司
MIDI ALUMINUM FABRICATOR LTD.
Units 6-8, Sunray Industrial Centre, 1/F
610 Cha Kwo Ling Road, Kowloon
Tel:23489211-4 Fax:(852)2772666
DWG NO. : J858-PW-0003 REV. : B

ELEVATION



GLAZING AREA	Required =
	Provided = 0.258
OPENABLE AREA	Required =
	Provided = 0.317

B.D. REF :

CLIENT :
 信和置業有限公司
 Sino Land Company Limited

ARCHITECT :
 ronald lu & partners
 Architects, Planners, Interior Designers
 Ronald Lu & Partners (HK) Ltd.
 呂元祥建築師事務所 (香港) 有限公司

MAIN CONTRACTOR :
 Gammon

STRUCTURAL ENGINEER :
 AECOM

FACADE CONSULTANT:
 AECOM

NOTE :
 1. ALL DIMENSIONS ARE IN mm.
 2. ALL ELEVATIONS ARE VIEWED FROM OUTSIDE.
 3. ALL DIMENSIONS TO BE VERIFIED ON SITE BEFORE FABRICATION.

LEGEND :
 X1 --- DETAIL MARK NO.
 X001 --- REFER SHEET NO.

1. F.F.L. --- FINISHED FLOOR LEVEL
 2. S.F.L. --- STRUCTURAL FLOOR LEVEL
 3. (R) --- REVERSED DETAIL

B	08-12-2021	REVISED AS PER ARCHITECT COMMENT	
A	28-10-2021	REVISED AS PER ARCHITECT COMMENT	
NO.	DATE	REVISED	BY

JOB NO. : J-858
 PROJECT : PROPOSED RESIDENTIAL DEVELOPMENT AT TKOTL 70RP, PHASE 11, LOHAS PARK TSEUNG KWAN O, N.T.

TITLE :
 PRECAST ALUM. WINDOW SCHEDULE

DATE : 04-OCT-21 SCALE : 1:30

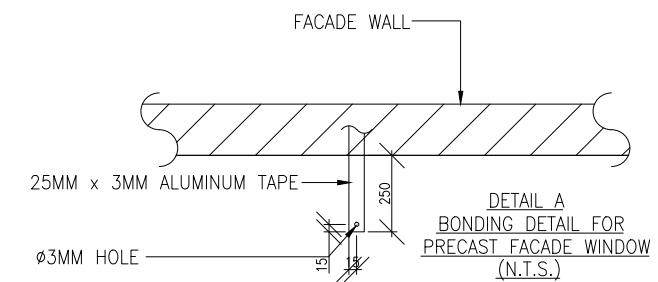
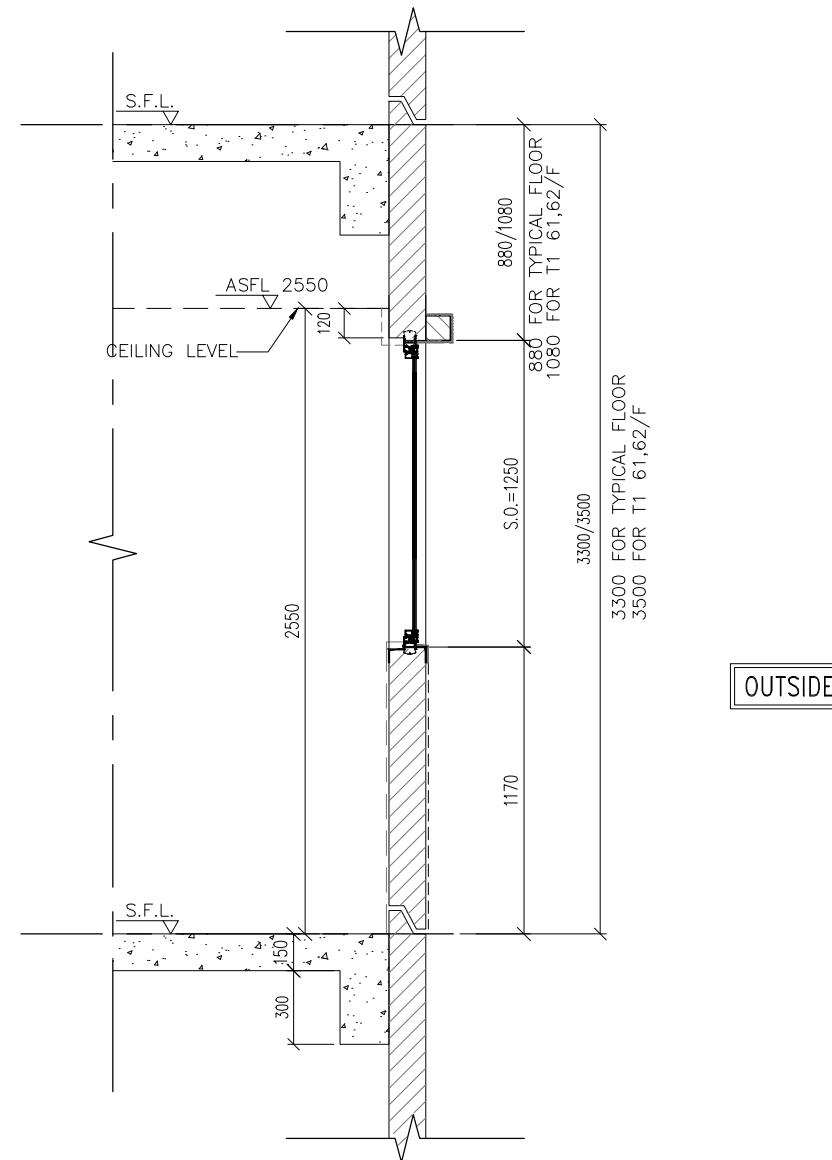
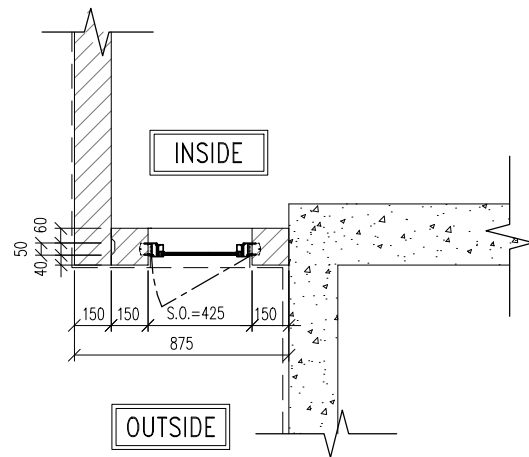
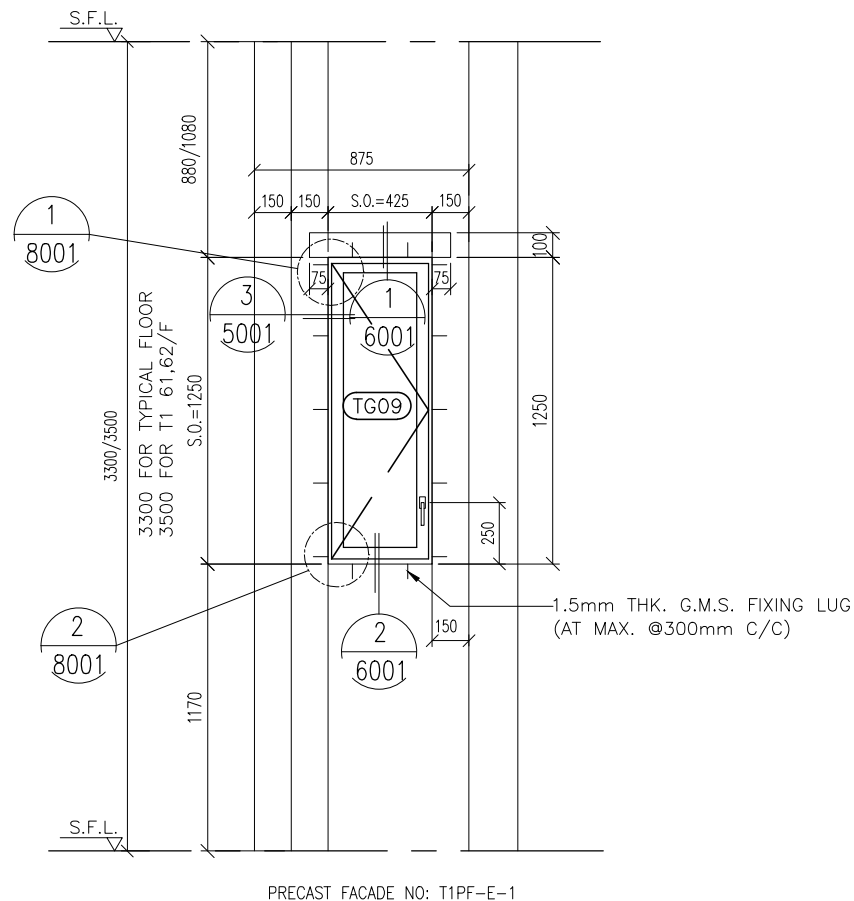
DRAWN BY : CHECKED BY :

美特鋁質有限公司
 MIDI ALUMINIUM FABRICATOR LTD.
 Units 6-8, Sunray Industrial Centre, 1/F
 610 Cha Kwo Ling Road, Kowloon
 Tel: 23489211-4 Fax: (852) 27727666

DWG NO. : J858-PW-2101 REV. : A

WINDOW MARK	11B-D K-1 PRECAST=P09	12B-D K-1 PRECAST=P17	13B-D K-1 PRECAST=P25
SECTION :	50mm ALUM. SECTION WITH PVF2 COATING(SILVER CHAMPAGNE COLOUR)	50mm ALUM. SECTION WITH PVF2 COATING(SILVER CHAMPAGNE COLOUR)	50mm ALUM. SECTION WITH PVF2 COATING(SILVER CHAMPAGNE COLOUR)
QTY.	44 NOS. (FLAT D)	48 NOS. (FLAT D)	48 NOS. (FLAT D)
LOCATION :	TOWER 1(1B) FLAT D CRYSTAL KITCHEN (10/F, 12/F-39/F, 41/F-52/F, 53/F-61/F)	TOWER 2(2B) FLAT D CRYSTAL KITCHEN (10/F, 12/F-39/F, 41/F-66/F)	TOWER 3(3B) FLAT D CRYSTAL KITCHEN (10/F, 12/F-39/F, 41/F-66/F)
GLAZING	10mm THK CRYSTAL GREY TEMPERED GLASS		
REMARK :			

ELEVATION



GLAZING AREA	Required =
	Provided = 0.594
OPENABLE AREA	Required =
	Provided = 0.686

B.D. REF :

CLIENT :
 信和置業有限公司
 Sino Land Company Limited

ARCHITECT :
ronald lu & partners
 Architects, Planners, Interior Designers
 Ronald Lu & Partners (HK) Ltd.
 呂元祥建築師事務所 (香港) 有限公司

MAIN CONTRACTOR :
Gammon

STRUCTURAL ENGINEER :
AECOM

FACADE CONSULTANT:
AECOM

NOTE :
 1. ALL DIMENSIONS ARE IN mm.
 2. ALL ELEVATIONS ARE VIEWED FROM OUTSIDE.
 3. ALL DIMENSIONS TO BE VERIFIED ON SITE BEFORE FABRICATION.

LEGEND :
 X1 --- DETAIL MARK NO.
 X001 --- REFER SHEET NO.
 1. F.F.L. --- FINISHED FLOOR LEVEL
 2. S.F.L. --- STRUCTURAL FLOOR LEVEL
 3. (R) --- REVERSED DETAIL

C	08-12-2021	REVISED AS PER ARCHITECT COMMENT	
B	11-11-2021	REVISED AS PER ARCHITECT COMMENT	
A	28-10-2021	REVISED AS PER ARCHITECT COMMENT	
NO.	DATE	REVISED	BY

JOB NO. : J-858
 PROJECT : PROPOSED RESIDENTIAL DEVELOPMENT AT TKOTL 70RP, PHASE 11, LOHAS PARK TSEUNG KWAN O, N.T.

TITLE :
 PRECAST ALUM. WINDOW SCHEDULE

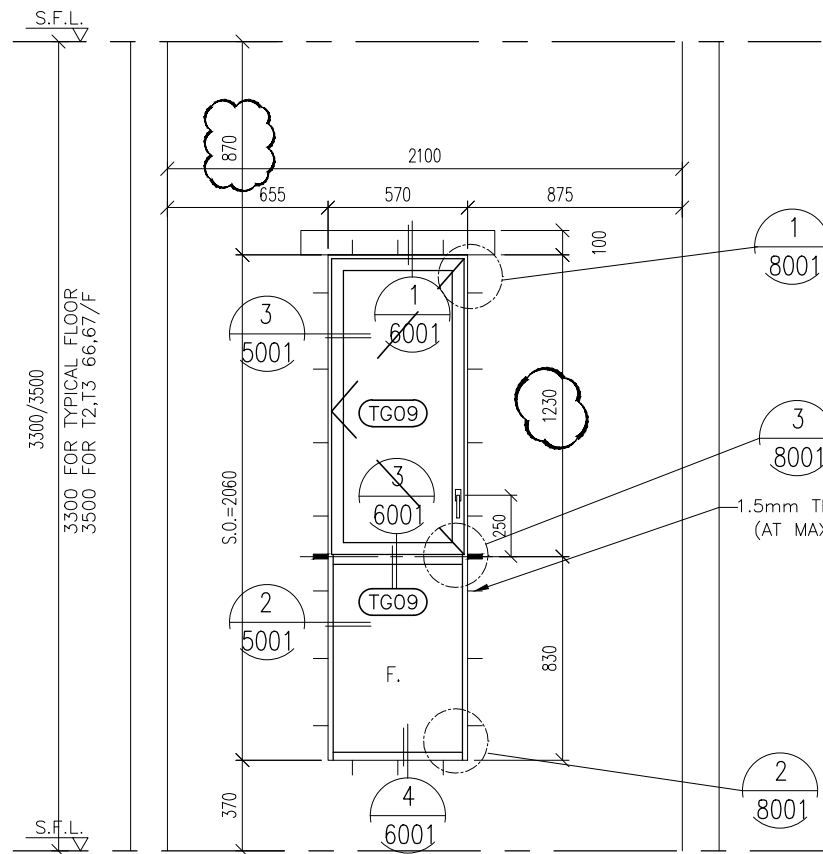
DATE : 04-OCT-21 SCALE : 1:30
 DRAWN BY : CHECKED BY :

美特鋁質有限公司
 MIDI ALUMINIUM FABRICATOR LTD.
 Units 6-8, Sunray Industrial Centre, 1/F
 610 Cha Kwo Ling Road, Kowloon
 Tel:23489211-4 Fax:(852)2772666

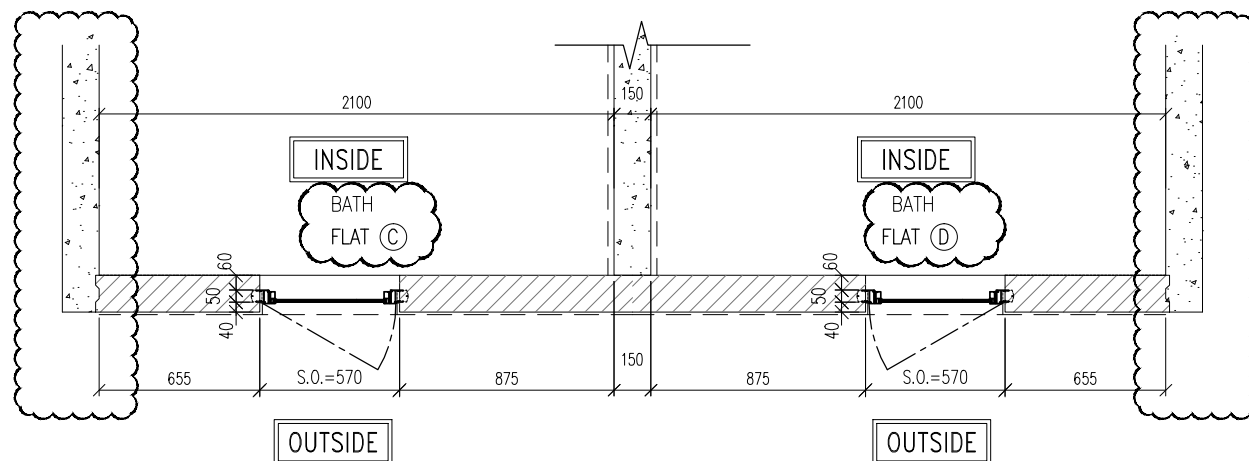
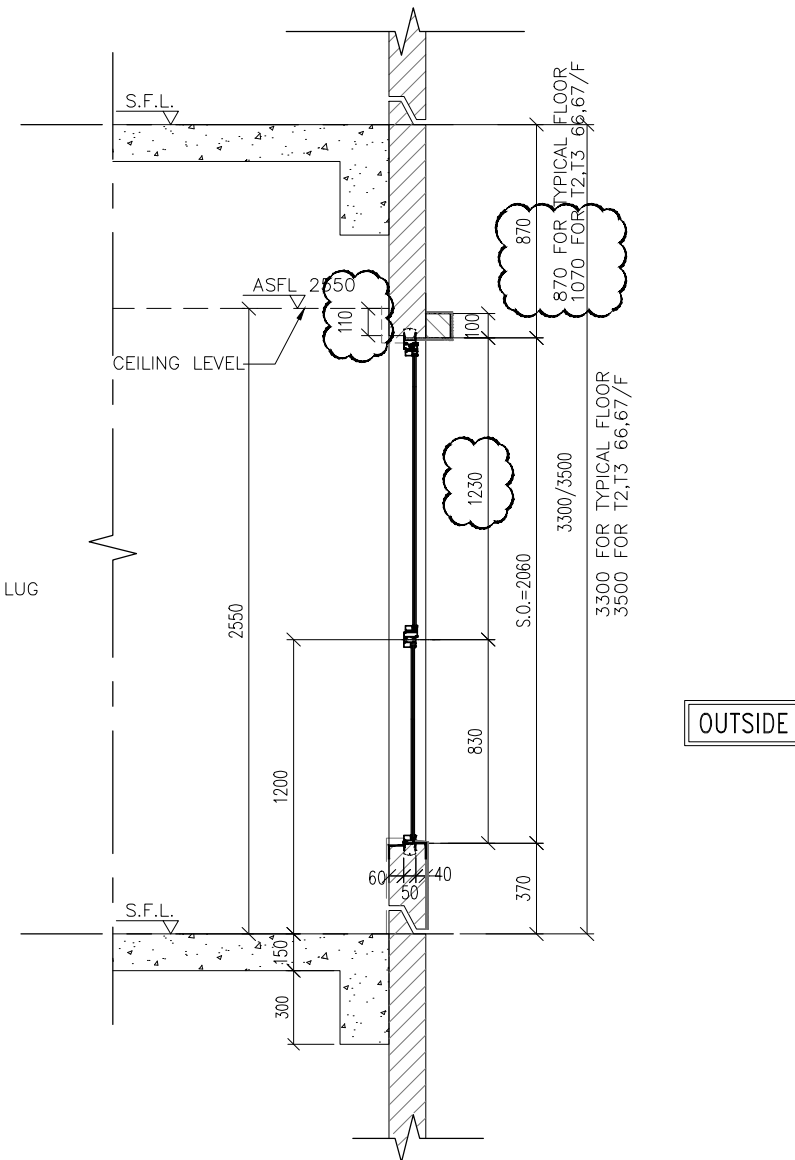
DWG NO. : J858-PW-2102 REV. : C

WINDOW MARK	PRECAST=P01
SECTION :	50mm ALUM. SECTION WITH PVF2 COATING(SILVER CHAMPAGNE COLOUR)
QTY.	45 NOS. (FLAT E)
LOCATION :	TOWER 1(1A) FLAT E BATHROOMS (10/F, 12/F-39/F, 41/F-52/F, 53/F-61/F,62/F)
GLAZING	6mm THK HEAT STRENGTHENED CLEAR GLASS + 1.52mm MILKY WHITE PVB + 6mm THK HEAT STRENGTHENED CLEAR GLASS
REMARK :	

ELEVATION



PRECAST FACADE NO: T1PF-E-1



12A-C
B-1

13A-C
B-1

12A-D
B-1

13A-D
B-1

GLAZING AREA	Required =
	Provided = 0.897
OPENABLE AREA	Required =
	Provided = 0.596

B.D. REF :

CLIENT :
信和置業有限公司
Sino Land Company Limited

ARCHITECT :
ronald lu & partners
Architects, Planners, Interior Designers
Ronald Lu & Partners (HK) Ltd.
呂元祥建築師事務所 (香港) 有限公司

MAIN CONTRACTOR :
Gammon

STRUCTURAL ENGINEER :
AECOM

FACADE CONSULTANT:
AECOM

NOTE :
1. ALL DIMENSIONS ARE IN mm.
2. ALL ELEVATIONS ARE VIEWED FROM OUTSIDE.
3. ALL DIMENSIONS TO BE VERIFIED ON SITE BEFORE FABRICATION.

LEGEND :
X1 --- DETAIL MARK NO.
X001 --- REFER SHEET NO.

1. F.F.L. -- FINISHED FLOOR LEVEL
2. S.F.L. -- STRUCTURAL FLOOR LEVEL
3. (R) -- REVERSED DETAIL

C	08-12-2021	REVISED AS PER ARCHITECT COMMENT	
B	11-11-2021	REVISED AS PER ARCHITECT COMMENT	
A	28-10-2021	REVISED AS PER ARCHITECT COMMENT	
NO.	DATE	REVISED	BY

JOB NO. : J-858
PROJECT : PROPOSED RESIDENTIAL DEVELOPMENT AT TKOTL 70RP, PHASE 11, LOHAS PARK TSEUNG KWAN O, N.T.

TITLE :
PRECAST ALUM. WINDOW SCHEDULE

DATE : 04-OCT-21 SCALE : 1:30
DRAWN BY : CHECKED BY :

美特鋁質有限公司
MIDI ALUMINIUM FABRICATOR LTD.
Units 6-8, Sunray Industrial Centre, 1/F
610 Cha Kwo Ling Road, Kowloon
Tel: 23489211-4 Fax: (852) 2772666
DWG NO. : J858-PW-2103 REV. : C

WINDOW MARK: 12A-C B-1, 12A-D B-1, PRECAST=P12

WINDOW MARK: 13A-C B-1, 13A-D B-1, PRECAST=P22

SECTION : 50mm ALUM. SECTION WITH PVF2 COATING (SILVER CHAMPAGNE COLOUR)

SECTION : 50mm ALUM. SECTION WITH PVF2 COATING (SILVER CHAMPAGNE COLOUR)

QTY. : 49 NOS. (FLAT C) / 49 NOS. (FLAT D)

QTY. : 49 NOS. (FLAT C) / 49 NOS. (FLAT D)

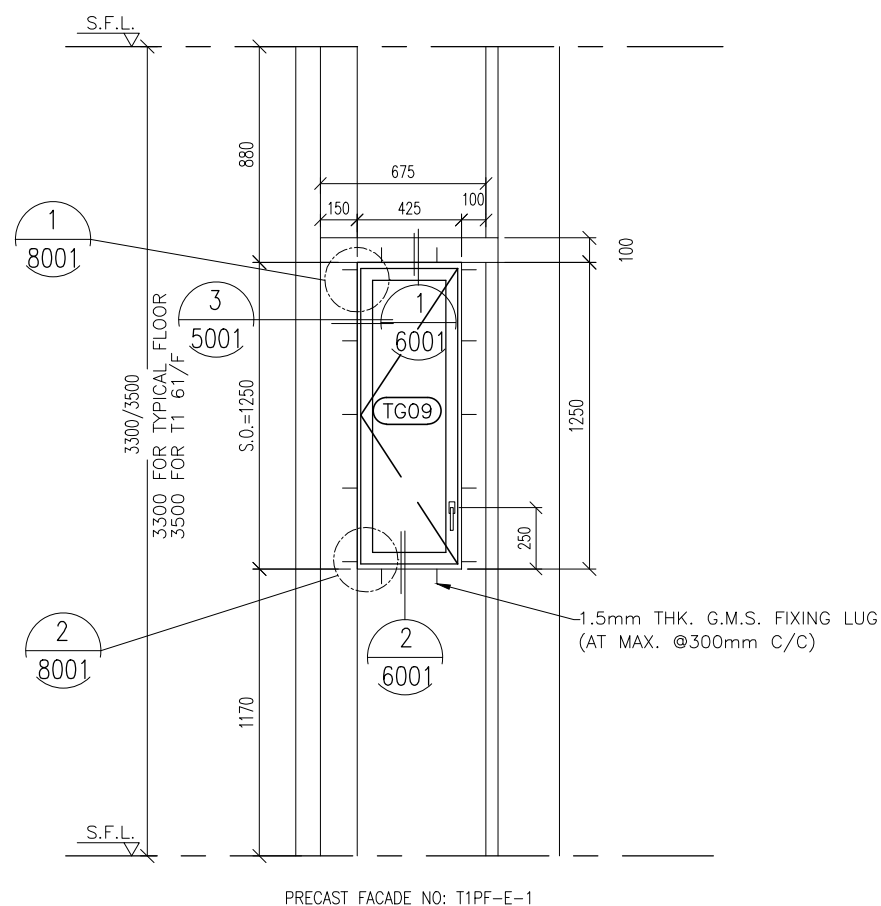
LOCATION : TOWER 2(2A) FLAT C BATHROOMS (10/F, 12/F-39/F, 41/F-66/F,67/F)
TOWER 2(2A) FLAT D BATHROOMS (10/F, 12/F-39/F, 41/F-66/F,67/F)

LOCATION : TOWER 3(3A) FLAT C BATHROOMS (10/F, 12/F-39/F, 41/F-66/F,67/F)
TOWER 3(3A) FLAT D BATHROOMS (10/F, 12/F-39/F, 41/F-66/F,67/F)

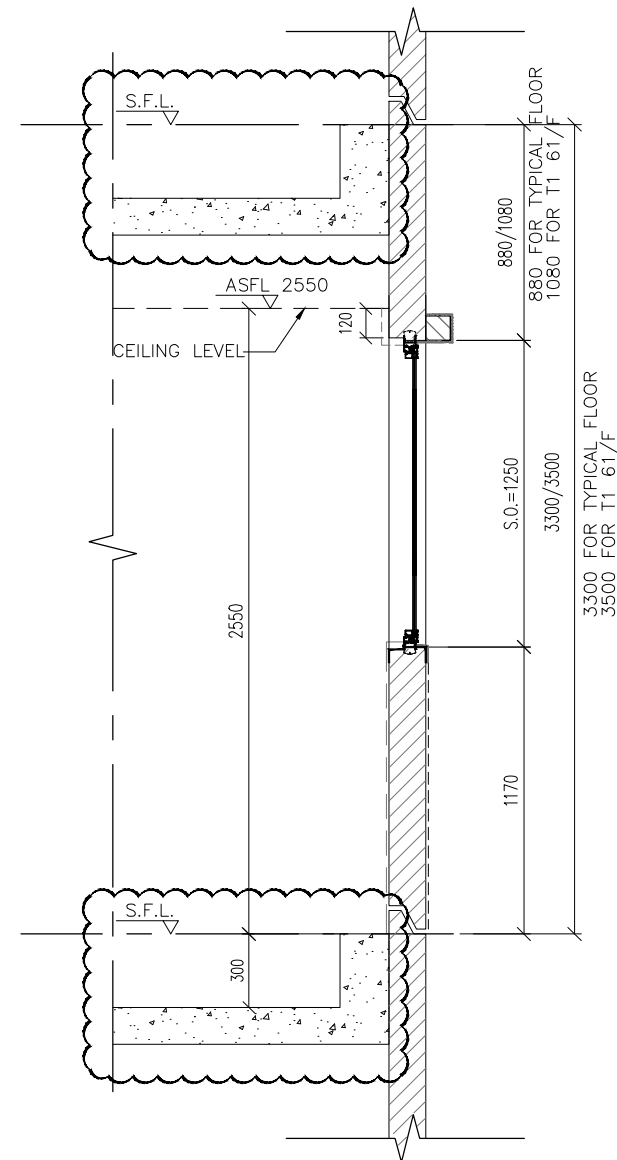
GLAZING : 6mm THK HEAT STRENGTHENED CLEAR GLASS + 1.52mm MILKY WHITE PVB + 6mm THK HEAT STRENGTHENED CLEAR GLASS

REMARK :

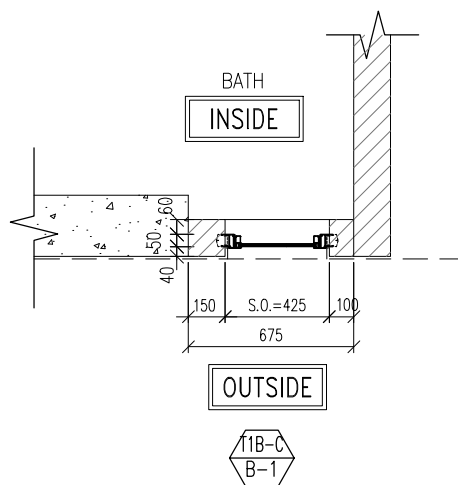
ELEVATION



PRECAST FACADE NO: T1PF-E-1

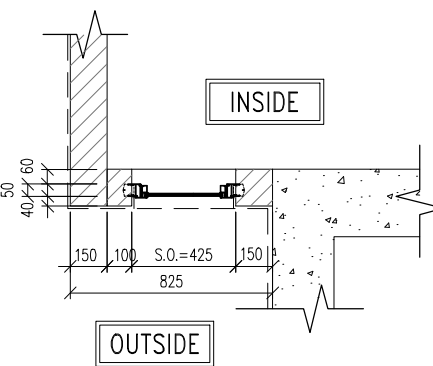


OUTSIDE



OUTSIDE

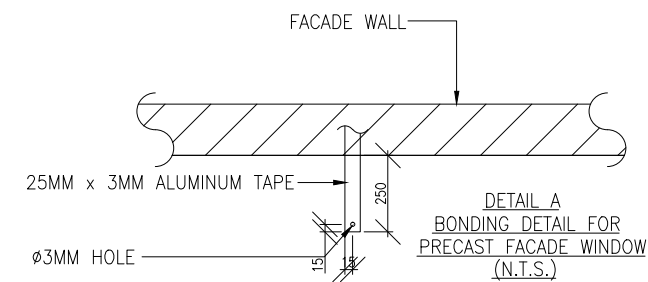
11B-C
B-1



INSIDE

OUTSIDE

11B-D
B-1



GLAZING AREA	Required =
	Provided = 0.594
OPENABLE AREA	Required =
	Provided = 0.686

B.D. REF :

CLIENT :

信和置業有限公司
Sino Land Company Limited

ARCHITECT :

ronald lu & partners
Architects, Planners, Interior Designers
Ronald Lu & Partners (HK) Ltd.
呂元祥建築師事務所 (香港) 有限公司

MAIN CONTRACTOR :

Gammon

STRUCTURAL ENGINEER :

AECOM

FACADE CONSULTANT:

AECOM

NOTE :

1. ALL DIMENSIONS ARE IN mm.
2. ALL ELEVATIONS ARE VIEWED FROM OUTSIDE.
3. ALL DIMENSIONS TO BE VERIFIED ON SITE BEFORE FABRICATION.

LEGEND :

- X1 --- DETAIL MARK NO.
- X001 --- REFER SHEET NO.

1. F.F.L. -- FINISHED FLOOR LEVEL
2. S.F.L. -- STRUCTURAL FLOOR LEVEL
3. (R) -- REVERSED DETAIL

B	08-12-2021	REVISED AS PER ARCHITECT COMMENT	
A	11-11-2021	REVISED AS PER ARCHITECT COMMENT	
NO.	DATE	REVISED	BY

JOB NO. : J-858

PROJECT :
PROPOSED RESIDENTIAL DEVELOPMENT
AT TKOTL 70RP, PHASE 11, LOHAS PARK
TSEUNG KWAN O, N.T.

TITLE :

PRECAST ALUM. WINDOW SCHEDULE

DATE : 04-OCT-21 SCALE : 1:30

DRAWN BY : CHECKED BY :

美特鋁質有限公司
MIDI ALUMINIUM FABRICATOR LTD.
Units 6-8, Sunray Industrial Centre, 1/F
610 Cha Kwo Ling Road, Kowloon
Tel: 23489211-4 Fax: (852) 27727666

DWG NO. : J858-PW-2104

REV. : B

WINDOW MARK
11B-C PRECAST=P07 11B-D PRECAST=P10

SECTION : 50mm ALUM. SECTION WITH PVF2 COATING (SILVER CHAMPAGNE COLOUR)

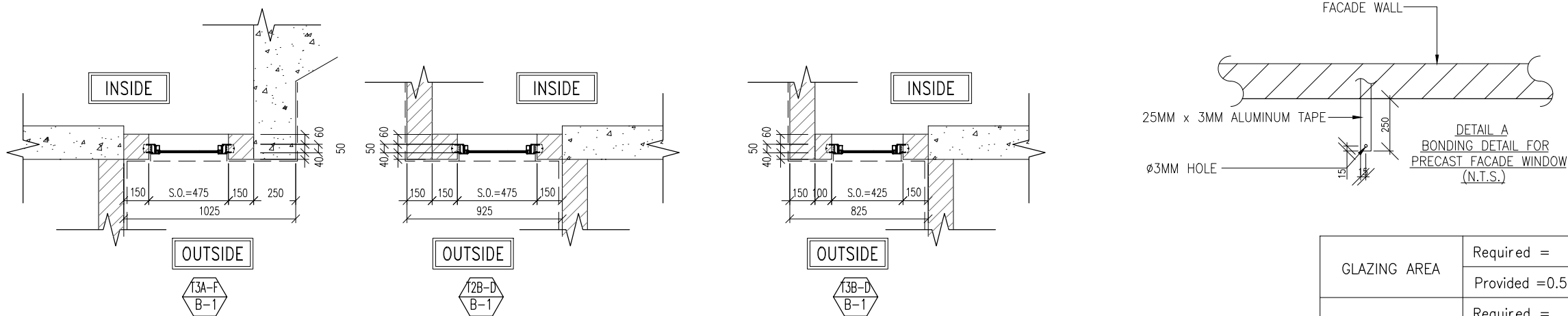
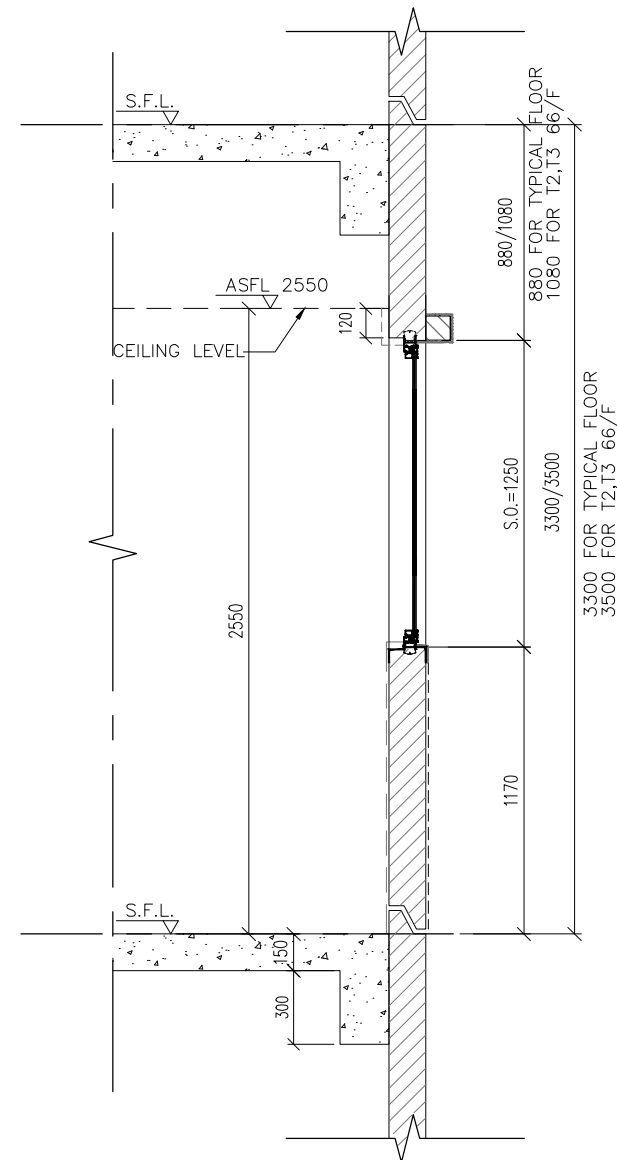
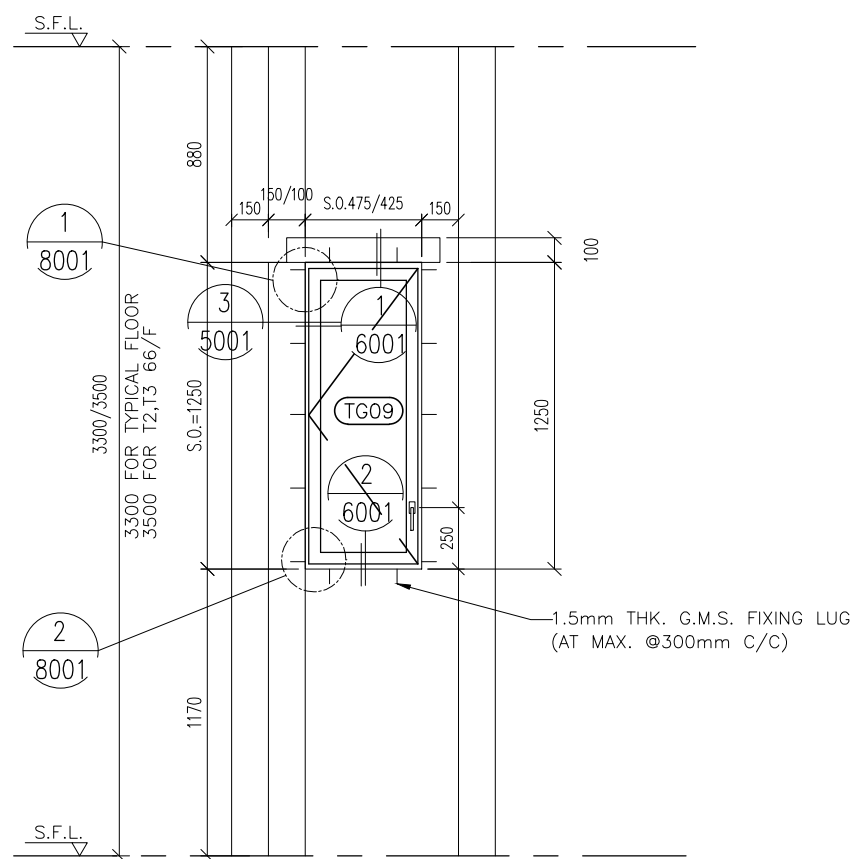
QTY. 44 NOS. (FLAT C) / 44 NOS. (FLAT D)

LOCATION : TOWER 1(1B) FLAT C BATHROOMS (10/F, 12/F-39/F, 41/F-52/F, 53/F-61/F)
TOWER 1(1B) FLAT D BATHROOMS (10/F, 12/F-39/F, 41/F-52/F, 53/F-61/F)

GLAZING 6mm THK HEAT STRENGTHENED CLEAR GLASS + 1.52mm MILKY WHITE PVB + 6mm THK HEAT STRENGTHENED CLEAR GLASS

REMARK :

ELEVATION



GLAZING AREA	Required =
	Provided = 0.594
OPENABLE AREA	Required =
	Provided = 0.686

B.D. REF :

CLIENT :
 信和置業有限公司
 Sino Land Company Limited

ARCHITECT :
 ronald lu & partners
 Architects, Planners, Interior Designers
 Ronald Lu & Partners (HK) Ltd.
 呂元祥建築師事務所 (香港) 有限公司

MAIN CONTRACTOR :
 Gammon

STRUCTURAL ENGINEER :
 AECOM

FACADE CONSULTANT:
 AECOM

NOTE :
 1. ALL DIMENSIONS ARE IN mm.
 2. ALL ELEVATIONS ARE VIEWED FROM OUTSIDE.
 3. ALL DIMENSIONS TO BE VERIFIED ON SITE BEFORE FABRICATION.

LEGEND :
 X1 --- DETAIL MARK NO.
 X001 --- REFER SHEET NO.

1. F.F.L. -- FINISHED FLOOR LEVEL
 2. S.F.L. -- STRUCTURAL FLOOR LEVEL
 3. (R) -- REVERSED DETAIL

A	08-12-2021	REVISED AS PER ARCHITECT COMMENT	
NO.	DATE	REVISED	BY

JOB NO. : J-858
 PROJECT : PROPOSED RESIDENTIAL DEVELOPMENT AT TKOTL 70RP, PHASE 11, LOHAS PARK TSEUNG KWAN O, N.T.

TITLE :
 PRECAST ALUM. WINDOW SCHEDULE

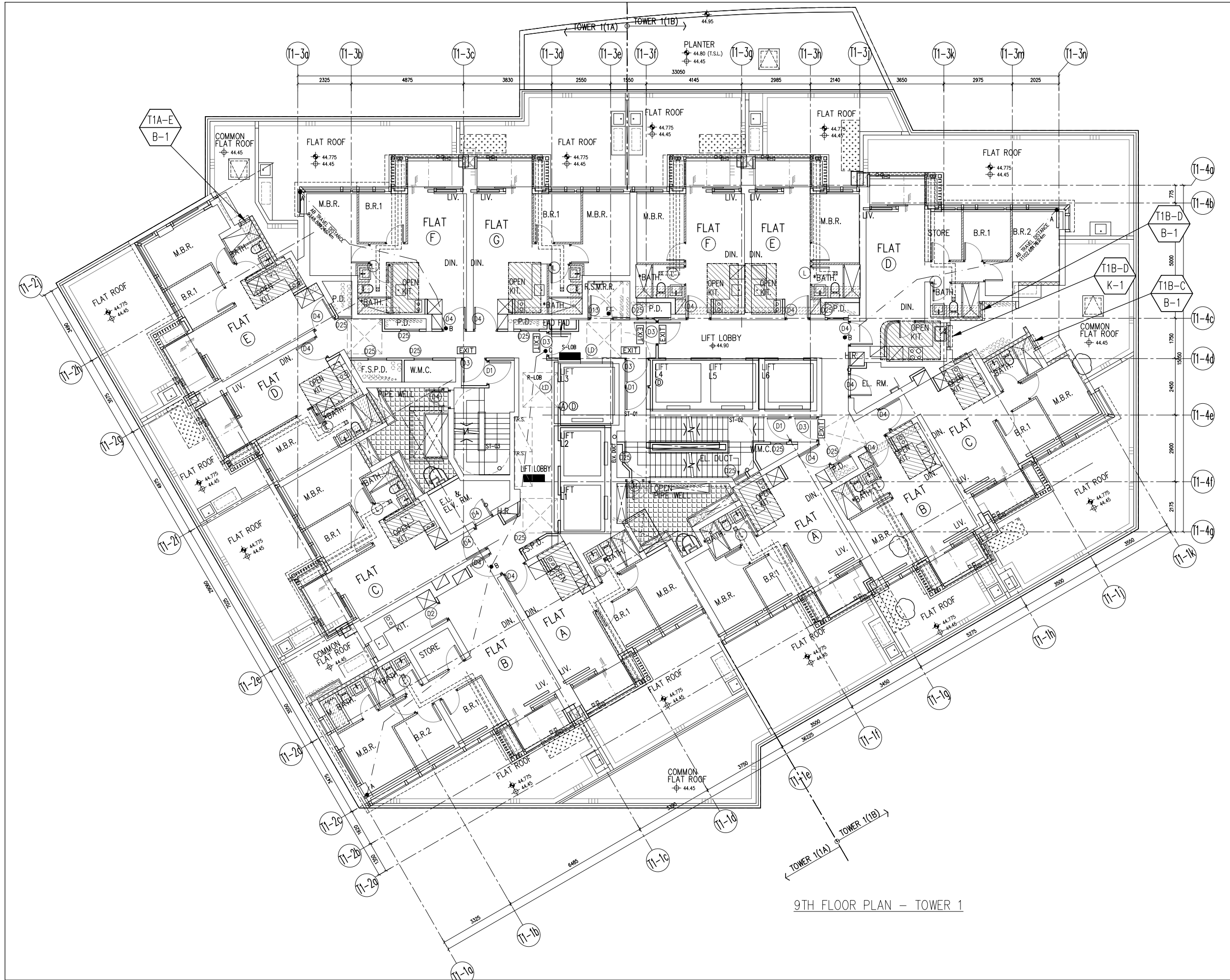
DATE : 04-OCT-21 SCALE : 1:30

DRAWN BY : CHECKED BY :

美特鋁質有限公司
 MIDI ALUMINIUM FABRICATOR LTD.
 Units 6-8, Sunray Industrial Centre, 1/F
 610 Cha Kwo Ling Road, Kowloon
 Tel: 23489211-4 Fax: (852) 27727666

DWG NO. : J858-PW-2105 REV. : A

WINDOW MARK	PRECAST=P18	PRECAST=P26	PRECAST=P21
SECTION :	50mm ALUM. SECTION WITH PVF2 COATING(SILVER CHAMPAGNE COLOUR)	50mm ALUM. SECTION WITH PVF2 COATING(SILVER CHAMPAGNE COLOUR)	50mm ALUM. SECTION WITH PVF2 COATING(SILVER CHAMPAGNE COLOUR)
QTY.	49 NOS. (FLAT D)	49 NOS. (FLAT D)	49 NOS. (FLAT D)
LOCATION :	TOWER 2(2B) FLAT D BATHROOMS(9/F,10/F,12/F-39/F,41/F-66/F)	TOWER 3(3B) FLAT D BATHROOMS(9/F,10/F,12/F-39/F,41/F-66/F)	TOWER 3(3A) FLAT F BATHROOMS(9/F,10/F,12/F-39/F,41/F-66/F)
GLAZING	6mm THK HEAT STRENGTHENED CLEAR GLASS + 1.52mm MILKY WHITE PVB + 6mm THK HEAT STRENGTHENED CLEAR GLASS		
REMARK :			



9TH FLOOR PLAN - TOWER 1

B.D. REF :

CLIENT :
 信和置業有限公司
 Sino Land Company Limited

ARCHITECT :
 ronald lu & partners
 Ronald Lu & Partners (HK) Ltd.
 呂元祥建築師事務所 (香港) 有限公司

MAIN CONTRACTOR :
 Gammon

STRUCTURAL ENGINEER :
 AECOM

FACADE CONSULTANT:
 AECOM

NOTE :
 1. ALL DIMENSIONS ARE IN mm.
 2. ALL ELEVATIONS ARE VIEWED FROM OUTSIDE.
 3. ALL DIMENSIONS TO BE VERIFIED ON SITE BEFORE FABRICATION.

LEGEND :
 -- DETAIL MARK NO.
 -- REFER SHEET NO.

1. F.F.L. -- FINISHED FLOOR LEVEL
 2. S.F.L. -- STRUCTURAL FLOOR LEVEL
 3. (P) -- REVERSED DETAIL

NO.	DATE	REVISED AS PER ARCHITECT COMMENT	BY
A	28-10-2021	REVISED AS PER ARCHITECT COMMENT	

JOB NO. : J-858

PROJECT : PROPOSED RESIDENTIAL DEVELOPMENT AT TKOTL 70RP, PHASE 11, LOHAS PARK TSEUNG KWAN O, N.T.

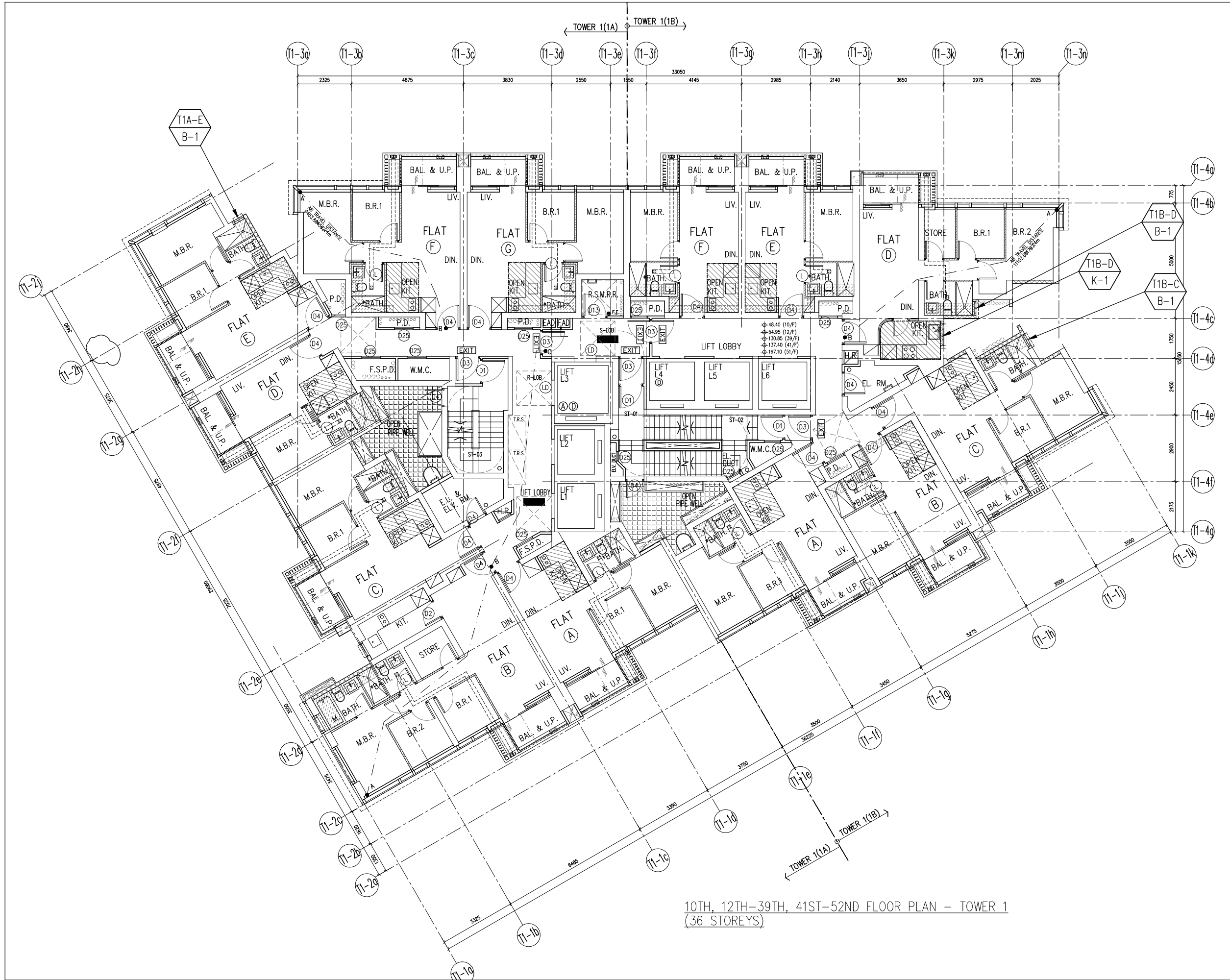
TITLE :
 FULL PLAN LAYOUT (FOR T1 9TH FLOOR PLAN)

DATE : 04-OCT-21 SCALE : 1:150

DRAWN BY : CHECKED BY :

美特鋁質有限公司
 MIDI ALUMINIUM FABRICATOR LTD.
 Units 6-8, Sunray Industrial Centre, 1/F
 610 Cha Kwo Ling Road, Kowloon
 Tel: 23489211-4 Fax: (852) 2727666

DWG NO. : J858-PW-3101 REV. : A



10TH, 12TH-39TH, 41ST-52ND FLOOR PLAN - TOWER 1
(36 STOREYS)

B.D. REF :

CLIENT :
 信和置業有限公司
 Sino Land Company Limited

ARCHITECT :
 ronald lu & partners
 Ronald Lu & Partners (HK) Ltd.
 呂元祥建築師事務所 (香港) 有限公司

MAIN CONTRACTOR :
 Gammon

STRUCTURAL ENGINEER :
 AECOM

FACADE CONSULTANT:
 AECOM

NOTE :
 1. ALL DIMENSIONS ARE IN mm.
 2. ALL ELEVATIONS ARE VIEWED FROM OUTSIDE.
 3. ALL DIMENSIONS TO BE VERIFIED ON SITE BEFORE FABRICATION.

LEGEND :
 -- DETAIL MARK NO.
 -- REFER SHEET NO.

1. F.F.L. --- FINISHED FLOOR LEVEL
 2. S.F.L. --- STRUCTURAL FLOOR LEVEL
 3. --- REVERSED DETAIL

NO.	DATE	REVISED AS PER ARCHITECT COMMENT	BY
A	28-10-2021	REVISED AS PER ARCHITECT COMMENT	

JOB NO. : J-858

PROJECT :
 PROPOSED RESIDENTIAL DEVELOPMENT
 AT TKOTL 70RP, PHASE 11, LOHAS PARK
 TSEUNG KWAN O, N.T.

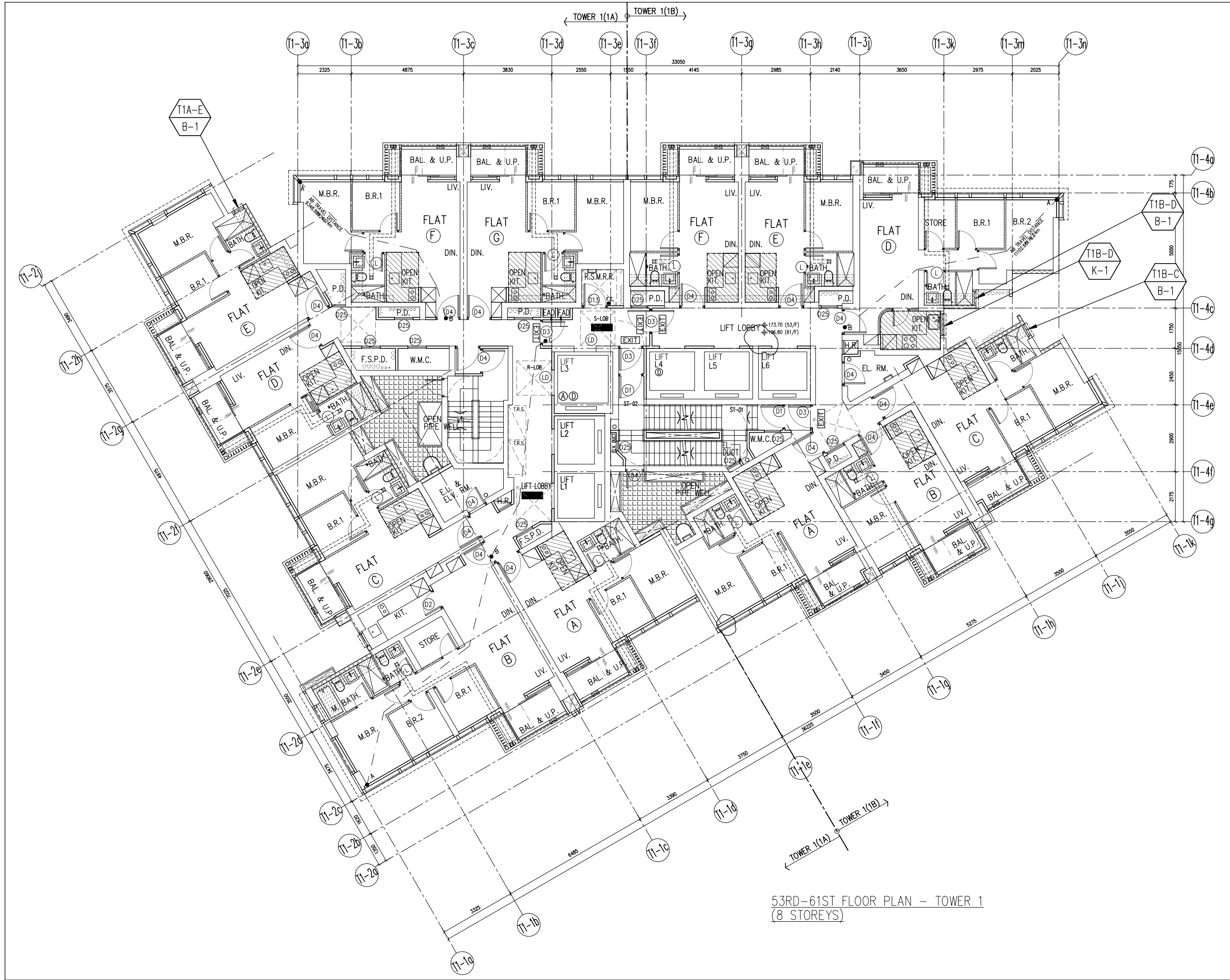
TITLE :
 FULL PLAN LAYOUT
 (FOR T1 10TH, 12TH-39TH FLOOR PLAN)
 (41ST-52ND FLOOR PLAN)

DATE : 04-OCT-21 SCALE : 1:150

DRAWN BY : CHECKED BY :

美特鋁質有限公司
 MIDI ALUMINUM FABRICATOR LTD.
 Units 6-8, Sunray Industrial Centre, 1/F
 610 Cha Kwo Ling Road, Kowloon
 Tel:23489211-4 Fax:(852)2727666

DWG NO. : J858-PW-3102 REV. : A



53RD-61ST FLOOR PLAN - TOWER 1
(8 STOREYS)

B.D. REF :

CLIENT :
 信和置業有限公司
 Sino Land Company Limited

ARCHITECT :
 ronald lu & partners
 Architects - Planners - Interior Designers
 Ronald Lu & Partners (HK) Ltd.
 呂元祥建築師事務所 (香港) 有限公司

MAIN CONTRACTOR :
 Gammon

STRUCTURAL ENGINEER :
 AECOM

FACADE CONSULTANT:
 AECOM

NOTE :
 1. ALL DIMENSIONS ARE IN mm.
 2. ALL ELEVATIONS ARE VIEWED FROM OUTSIDE.
 3. ALL DIMENSIONS TO BE VERIFIED ON SITE BEFORE FABRICATION.

LEGEND :
 X1 - DETAIL MARK NO.
 X001 - REFER SHEET NO.

1. F.F.L. --- FINISHED FLOOR LEVEL
 2. S.F.L. --- STRUCTURAL FLOOR LEVEL
 3. (P) --- REVERSED DETAIL

A	28-10-2021	REVISED AS PER ARCHITECT COMMENT	
NO.	DATE	REVISED	BY

JOB NO. : J-858

PROJECT :
 PROPOSED RESIDENTIAL DEVELOPMENT
 AT TKOTL 70RP, PHASE 11, LOHAS PARK
 TSEUNG KWAN O, N.T.

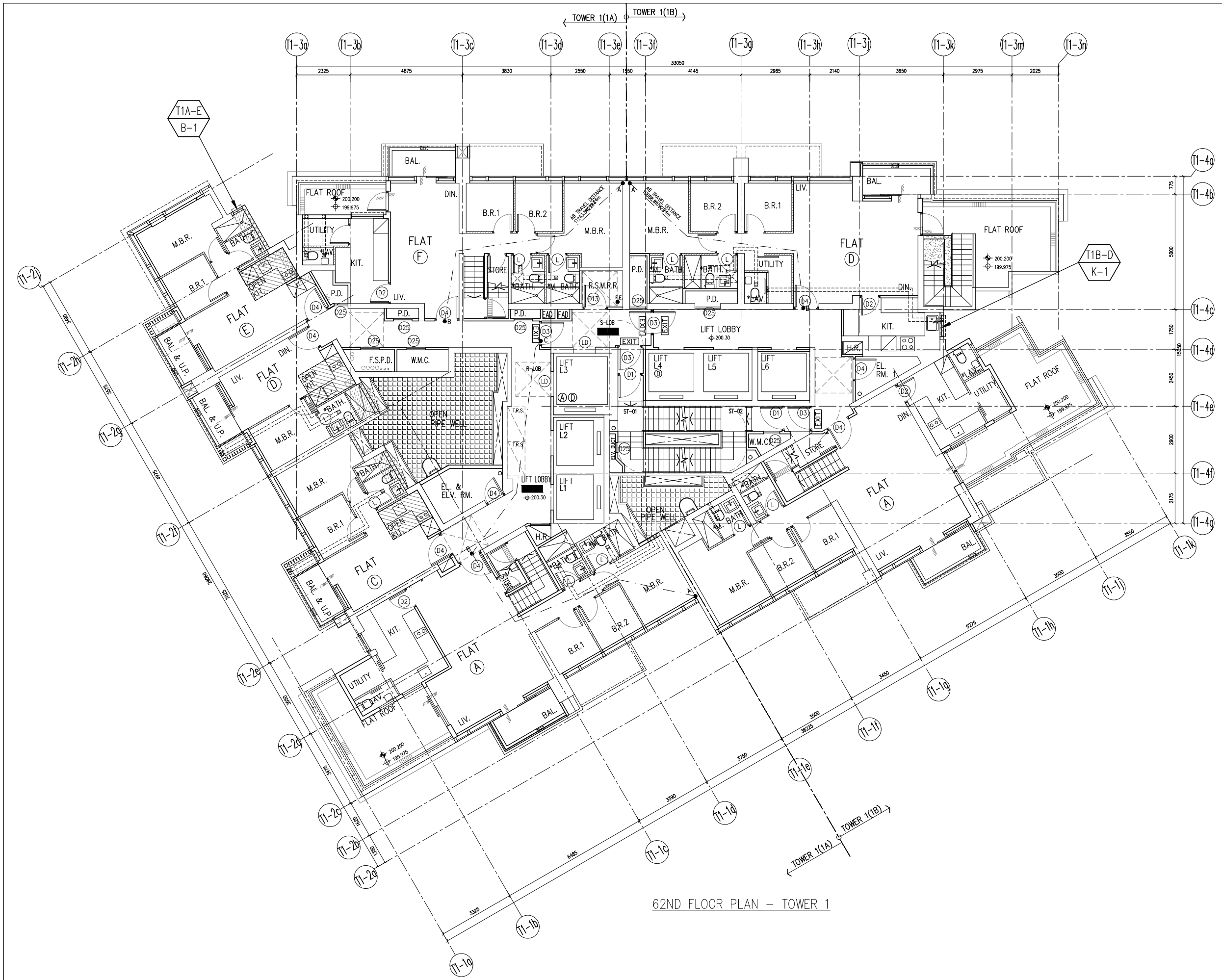
TITLE :
 FULL PLAN LAYOUT
 (FOR T1 53RD-61ST FLOOR PLAN)

DATE : 04-OCT-21 SCALE : 1:150

DRAWN BY : CHECKED BY :

美特鋁質有限公司
 MIDI ALUMINIUM FABRICATOR LTD.
 Units 6-8, Sunray Industrial Centre, 1/F
 610 Cha Kwo Ling Road, Kowloon
 Tel:23489211-4 Fax:(852)2727666

DWG NO. : J858-PW-3103 REV. : A



62ND FLOOR PLAN - TOWER 1

B.D. REF :

CLIENT :
 信和置業有限公司
 Sino Land Company Limited

ARCHITECT :
 ronald lu & partners
 Architects, Planners, Interior Designers
 Ronald Lu & Partners (HK) Ltd.
 呂元祥建築師事務所 (香港) 有限公司

MAIN CONTRACTOR :
 Gammon

STRUCTURAL ENGINEER :
 AECOM

FACADE CONSULTANT:
 AECOM

NOTE :
 1. ALL DIMENSIONS ARE IN mm.
 2. ALL ELEVATIONS ARE VIEWED FROM OUTSIDE.
 3. ALL DIMENSIONS TO BE VERIFIED ON SITE BEFORE FABRICATION.

LEGEND :
 X1 -- DETAIL MARK NO.
 X001 -- REFER SHEET NO.

1. F.F.L. --- FINISHED FLOOR LEVEL
 2. S.F.L. --- STRUCTURAL FLOOR LEVEL
 3. (R) --- REVERSED DETAIL

A	28-10-2021	REVISED AS PER ARCHITECT COMMENT	
NO.	DATE	REVISED	BY

JOB NO. : J-858
 PROJECT : PROPOSED RESIDENTIAL DEVELOPMENT AT TKOTL 70RP, PHASE 11, LOHAS PARK TSEUNG KWAN O, N.T.

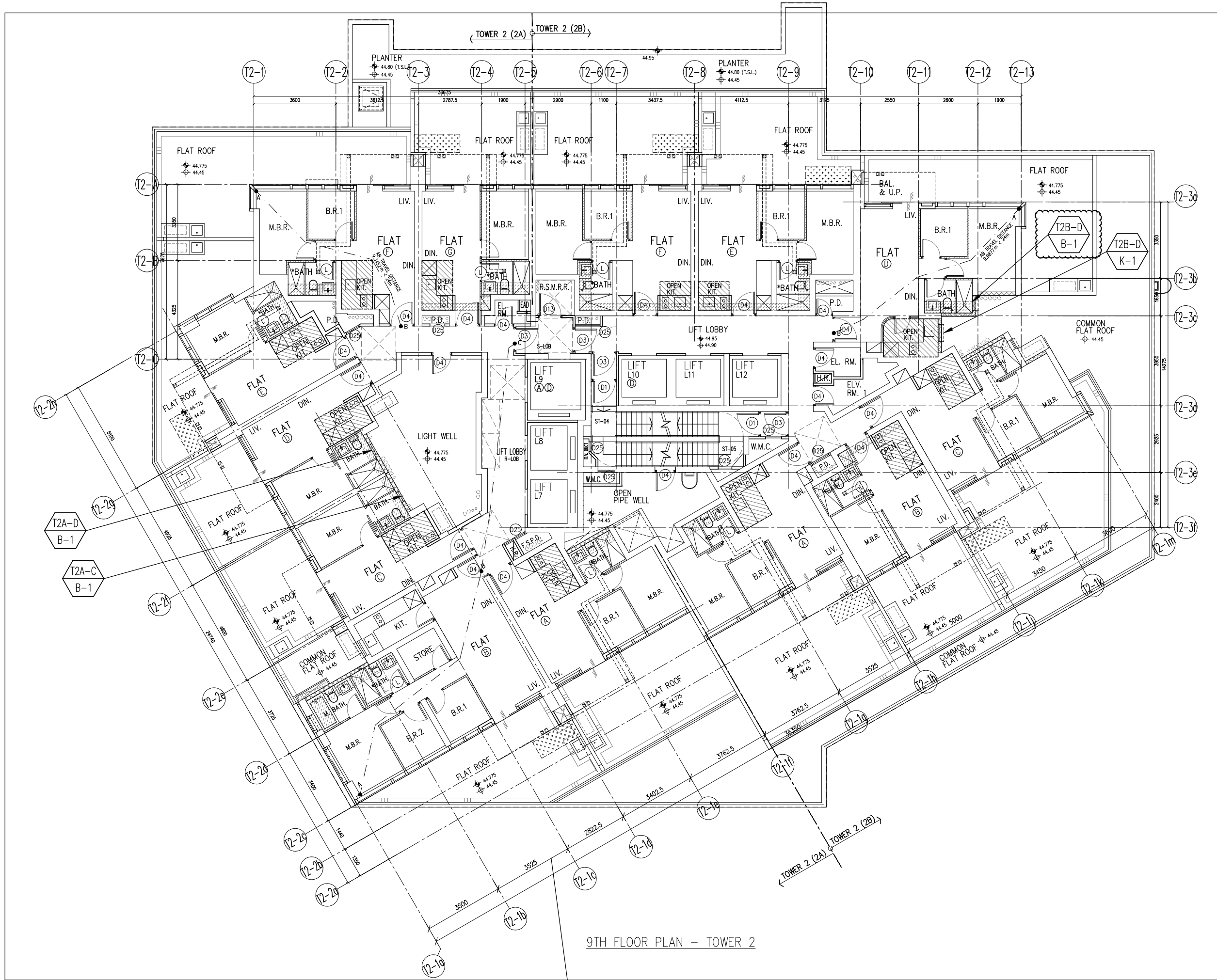
TITLE : FULL PLAN LAYOUT (FOR T1 62ND FLOOR PLAN)

DATE : 04-OCT-21 SCALE : 1:150

DRAWN BY : CHECKED BY :

美特鋁質有限公司
 MIDI ALUMINIUM FABRICATOR LTD.
 Units 6-8, Sunray Industrial Centre, 1/F
 610 Cha Kwo Ling Road, Kowloon
 Tel:23489211-4 Fax:(852)2727666

DWG NO. : J858-PW-3104 REV. : A



9TH FLOOR PLAN - TOWER 2

B.D. REF :

CLIENT :
 信和置業有限公司
 Sino Land Company Limited

ARCHITECT :
 ronald lu & partners
 Ronald Lu & Partners (HK) Ltd.
 呂元祥建築師事務所 (香港) 有限公司

MAIN CONTRACTOR :
 Gammon

STRUCTURAL ENGINEER :
 AECOM

FACADE CONSULTANT:
 AECOM

NOTE :
 1. ALL DIMENSIONS ARE IN mm.
 2. ALL ELEVATIONS ARE VIEWED FROM OUTSIDE.
 3. ALL DIMENSIONS TO BE VERIFIED ON SITE BEFORE FABRICATION.

LEGEND :
 X1 --- DETAIL MARK NO.
 X001 --- REFER SHEET NO.

1. F.F.L. --- FINISHED FLOOR LEVEL
 2. S.F.L. --- STRUCTURAL FLOOR LEVEL
 3. --- REVERSED DETAIL

B 15-11-2021	REVISED AS PER ARCHITECT COMMENT		
A 28-10-2021	REVISED AS PER ARCHITECT COMMENT		
NO.	DATE	REVISED	BY

JOB NO. : J-858

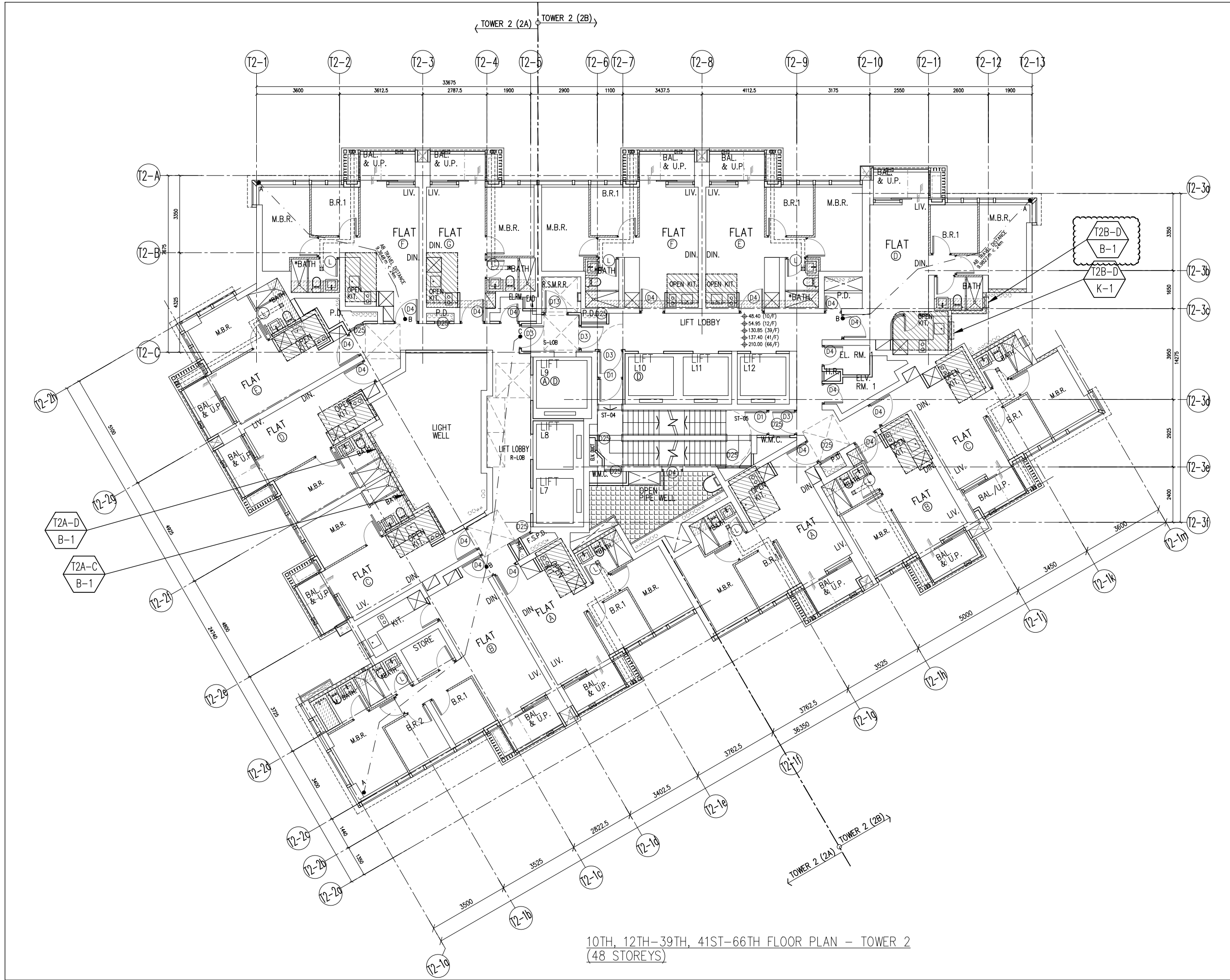
PROJECT :
 PROPOSED RESIDENTIAL DEVELOPMENT
 AT TKOTL 7ORP, PHASE 11, LOHAS PARK
 TSEUNG KWAN O, N.T.

TITLE :
 FULL PLAN LAYOUT
 (FOR T2 9TH FLOOR PLAN)

DATE : 04-OCT-21	SCALE : 1:150
DRAWN BY :	CHECKED BY :

美特鋁質有限公司
 MIDI ALUMINIUM FABRICATOR LTD.
 Units 6-8, Sunray Industrial Centre, 1/F
 610 Cha Kwo Ling Road, Kowloon
 Tel:23489211-4 Fax:(852)2727666

DWG NO. : J858-PW-3201 REV. : B



10TH, 12TH-39TH, 41ST-66TH FLOOR PLAN - TOWER 2
(48 STOREYS)

B.D. REF :

CLIENT :
 信和置業有限公司
 Sino Land Company Limited

ARCHITECT :
ronald lu & partners
 Ronald Lu & Partners (HK) Ltd.
 呂元祥建築師事務所 (香港) 有限公司

MAIN CONTRACTOR :
Gammon

STRUCTURAL ENGINEER :
AECOM

FACADE CONSULTANT:
AECOM

NOTE :
 1. ALL DIMENSIONS ARE IN mm.
 2. ALL ELEVATIONS ARE VIEWED FROM OUTSIDE.
 3. ALL DIMENSIONS TO BE VERIFIED ON SITE BEFORE FABRICATION.

LEGEND :
 -- DETAIL MARK NO.
 -- REFER SHEET NO.

1. F.F.L. --- FINISHED FLOOR LEVEL
 2. S.F.L. --- STRUCTURAL FLOOR LEVEL
 3. --- REVERSED DETAIL

B	15-11-2021	REVISED AS PER ARCHITECT COMMENT	
A	28-10-2021	REVISED AS PER ARCHITECT COMMENT	
NO.	DATE	REVISED	BY

JOB NO. : J-858

PROJECT :
 PROPOSED RESIDENTIAL DEVELOPMENT
 AT TKOTL 70RP, PHASE 11, LOHAS PARK
 TSEUNG KWAN O, N.T.

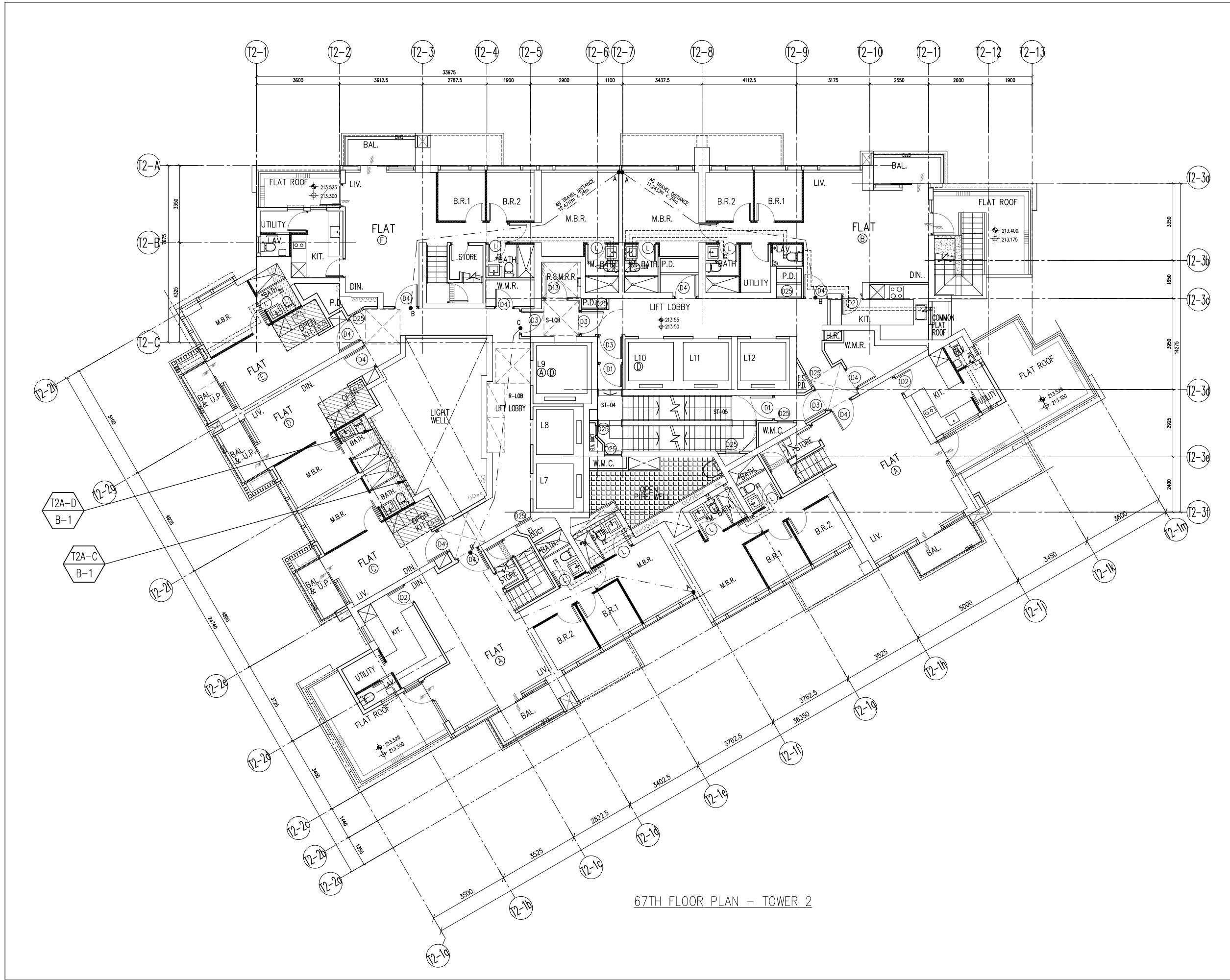
TITLE :
 FULL PLAN LAYOUT
 (FOR T2 10TH, 12TH-39TH FLOOR PLAN)
 (41ST-66TH FLOOR PLAN)

DATE : 04-OCT-21 SCALE : 1:150

DRAWN BY : CHECKED BY :

美特鋁質有限公司
 MIDI ALUMINUM FABRICATOR LTD.
 Units 6-8, Sunray Industrial Centre, 1/F
 610 Cha Kwo Ling Road, Kowloon
 Tel: 23489211-4 Fax: (852) 2727666

DWG NO. : J858-PW-3202 REV. : B



67TH FLOOR PLAN - TOWER 2

B.D. REF :

CLIENT :
 信和置業有限公司
 Sino Land Company Limited

ARCHITECT :
 ronald lu & partners
 Architects, Planners, Interior Designers
 Ronald Lu & Partners (HK) Ltd.
 呂元祥建築師事務所 (香港) 有限公司

MAIN CONTRACTOR :
 Gammon

STRUCTURAL ENGINEER :
 AECOM

FACADE CONSULTANT:
 AECOM

NOTE :
 1. ALL DIMENSIONS ARE IN mm.
 2. ALL ELEVATIONS ARE VIEWED FROM OUTSIDE.
 3. ALL DIMENSIONS TO BE VERIFIED ON SITE BEFORE FABRICATION.

LEGEND :
 -- DETAIL MARK NO.
 -- REFER SHEET NO.

1. F.F.L. --- FINISHED FLOOR LEVEL
 2. S.F.L. --- STRUCTURAL FLOOR LEVEL
 3. (R) --- REVERSED DETAIL

B 15-11-2021	REVISED AS PER ARCHITECT COMMENT		
A 28-10-2021	REVISED AS PER ARCHITECT COMMENT		
NO.	DATE	REVISED	BY

JOB NO. : J-858

PROJECT :
 PROPOSED RESIDENTIAL DEVELOPMENT
 AT TKOTL 70RP, PHASE 11, LOHAS PARK
 TSEUNG KWAN O, N.T.

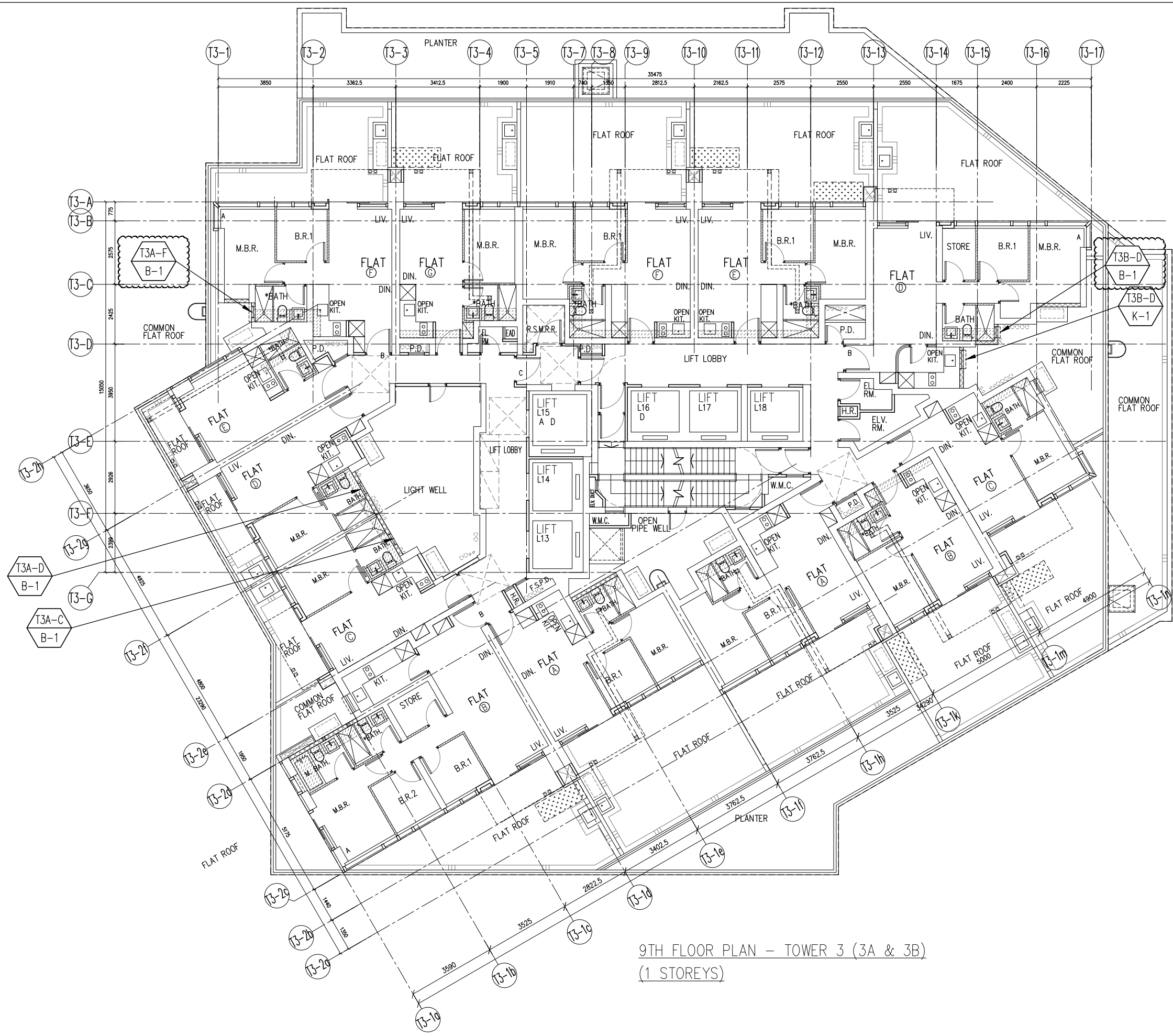
TITLE :
 FULL PLAN LAYOUT
 (FOR T2 67TH FLOOR PLAN)

DATE : 04-OCT-21 SCALE : 1:150

DRAWN BY : CHECKED BY :

美特鋁質有限公司
 MIDI ALUMINIUM FABRICATOR LTD.
 Units 6-8, Sunray Industrial Centre, 1/F
 610 Cha Kwo Ling Road, Kowloon
 Tel:23489211-4 Fax:(852)2727666

DWG NO. : J858-PW-3203 REV. : B



9TH FLOOR PLAN - TOWER 3 (3A & 3B)
(1 STOREYS)

B.D. REF :

CLIENT :
 信和置業有限公司
 Sino Land Company Limited

ARCHITECT :
ronald lu & partners
 Chartered Planners, Interior Designers
 Ronald Lu & Partners (HK) Ltd.
 呂元祥建築師事務所 (香港) 有限公司

MAIN CONTRACTOR :
Gammon

STRUCTURAL ENGINEER :
AECOM

FACADE CONSULTANT:
AECOM

NOTE :
 1. ALL DIMENSIONS ARE IN mm.
 2. ALL ELEVATIONS ARE VIEWED FROM OUTSIDE.
 3. ALL DIMENSIONS TO BE VERIFIED ON SITE BEFORE FABRICATION.

LEGEND :
 X1 --- DETAIL MARK NO.
 X001 --- REFER SHEET NO.

1. F.F.L. --- FINISHED FLOOR LEVEL
 2. S.F.L. --- STRUCTURAL FLOOR LEVEL
 3. (P) --- REVERSED DETAIL

A	15-11-2021	REVISED AS PER ARCHITECT COMMENT	
NO.	DATE	REVISED	BY

JOB NO. : J-858

PROJECT :
 PROPOSED RESIDENTIAL DEVELOPMENT
 AT TKOTL 70RP, PHASE 11, LOHAS PARK
 TSEUNG KWAN O, N.T.

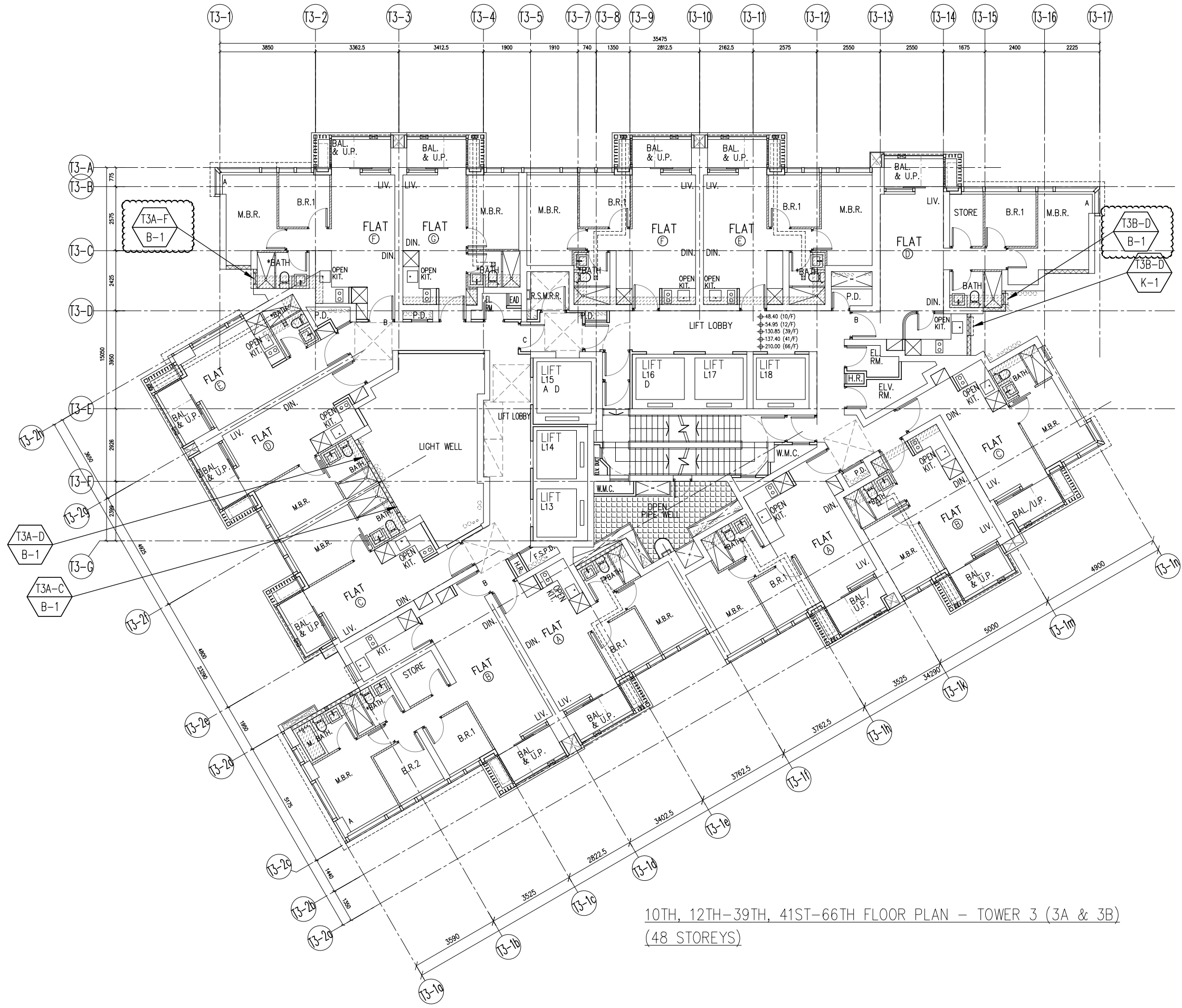
TITLE :
 FULL PLAN LAYOUT
 (FOR T3 9TH FLOOR PLAN)

DATE : 28-OCT-21 SCALE : 1:150

DRAWN BY : CHECKED BY :

美特鋁質有限公司
 MIDI ALUMINUM FABRICATOR LTD.
 Units 6-8, Sunray Industrial Centre, 1/F
 610 Cha Kwo Ling Road, Kowloon
 Tel: 23489211-4 Fax: (852) 2727666

DWG NO. : J858-PW-3301 REV. : A



10TH, 12TH-39TH, 41ST-66TH FLOOR PLAN - TOWER 3 (3A & 3B)
(48 STOREYS)

B.D. REF :

CLIENT :
 信和置業有限公司
 Sino Land Company Limited

ARCHITECT :
ronald lu & partners
 Chartered Planners, Interior Designers
 Ronald Lu & Partners (HK) Ltd.
 呂元祥建築師事務所 (香港) 有限公司

MAIN CONTRACTOR :
Gammon

STRUCTURAL ENGINEER :
AECOM

FACADE CONSULTANT:
AECOM

NOTE :
 1. ALL DIMENSIONS ARE IN mm.
 2. ALL ELEVATIONS ARE VIEWED FROM OUTSIDE.
 3. ALL DIMENSIONS TO BE VERIFIED ON SITE BEFORE FABRICATION.

LEGEND :
 -- DETAIL MARK NO.
 -- REFER SHEET NO.

1. F.F.L. --- FINISHED FLOOR LEVEL
 2. S.F.L. --- STRUCTURAL FLOOR LEVEL
 3. (P) --- REVERSED DETAIL

NO.	DATE	REVISED AS PER ARCHITECT COMMENT	BY
A	15-11-2021	REVISED AS PER ARCHITECT COMMENT	

JOB NO. : J-858

PROJECT :
 PROPOSED RESIDENTIAL DEVELOPMENT
 AT TKOTL 70RP, PHASE 11, LOHAS PARK
 TSEUNG KWAN O, N.T.

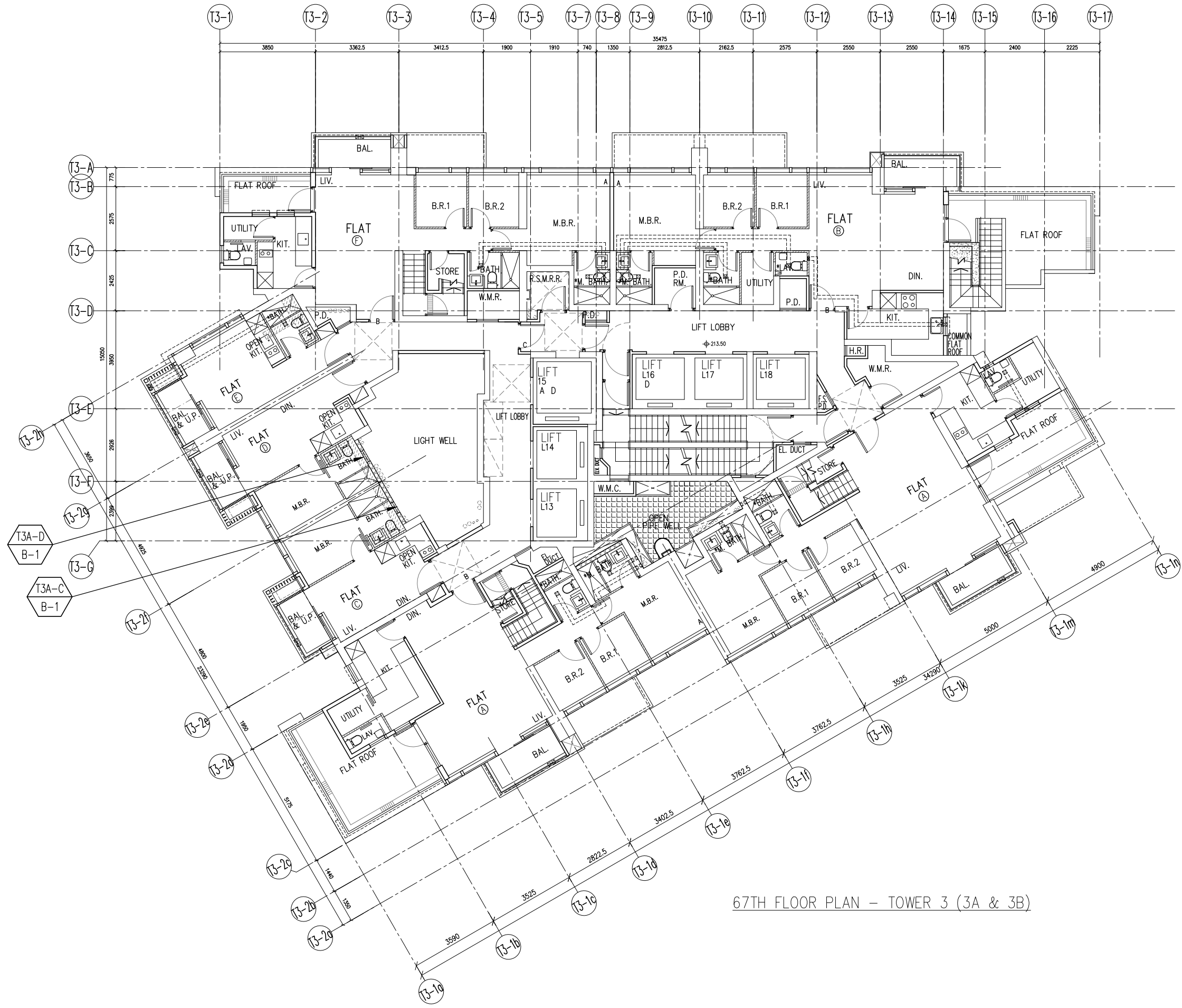
TITLE :
 FULL PLAN LAYOUT
 (FOR T3 10TH, 12TH-39TH FLOOR PLAN)
 (41ST-66TH FLOOR PLAN)

DATE : 28-OCT-21 SCALE : 1:150

DRAWN BY : CHECKED BY :

美特鋁質有限公司
 MIDI ALUMINUM FABRICATOR LTD.
 Units 6-8, Sunray Industrial Centre, 1/F
 610 Cha Kwo Ling Road, Kowloon
 Tel: 23489211-4 Fax: (852) 2727666

DWG NO. : J858-PW-3302 REV. : A



67TH FLOOR PLAN - TOWER 3 (3A & 3B)

B.D. REF :

CLIENT :
 信和置業有限公司
 Sino Land Company Limited

ARCHITECT :
ronald lu & partners
 Ronald Lu & Partners (HK) Ltd.
 呂元祥建築師事務所 (香港) 有限公司

MAIN CONTRACTOR :
Gammon

STRUCTURAL ENGINEER :
AECOM

FACADE CONSULTANT:
AECOM

NOTE :
 1. ALL DIMENSIONS ARE IN mm.
 2. ALL ELEVATIONS ARE VIEWED FROM OUTSIDE.
 3. ALL DIMENSIONS TO BE VERIFIED ON SITE BEFORE FABRICATION.

LEGEND :
 -- DETAIL MARK NO.
 -- REFER SHEET NO.

1. F.F.L. --- FINISHED FLOOR LEVEL
 2. S.F.L. --- STRUCTURAL FLOOR LEVEL
 3. (R) --- REVERSED DETAIL

A	15-11-2021	REVISED AS PER ARCHITECT COMMENT	
NO.	DATE	REVISED	BY

JOB NO. : J-858
 PROJECT : PROPOSED RESIDENTIAL DEVELOPMENT AT TKOTL 70RP, PHASE 11, LOHAS PARK TSEUNG KWAN O, N.T.

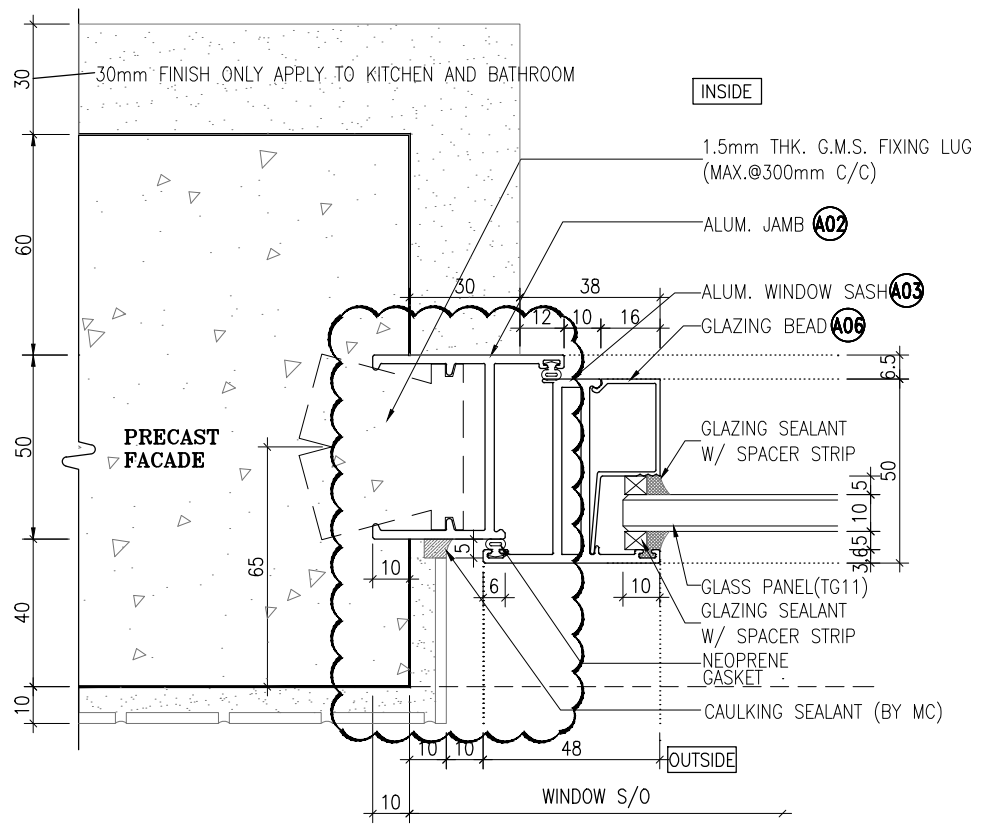
TITLE :
 FULL PLAN LAYOUT
 (FOR T3 67TH FLOOR PLAN)

DATE : 28-OCT-21 SCALE : 1:150

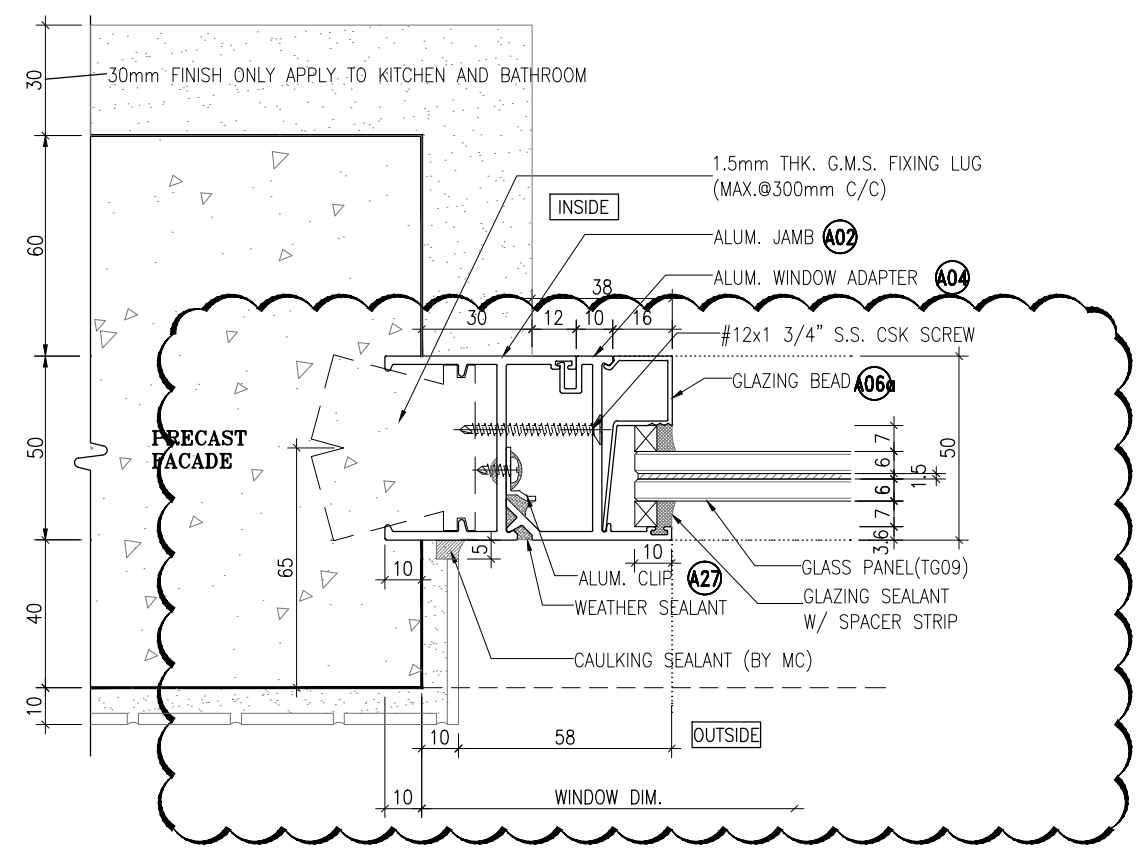
DRAWN BY : CHECKED BY :

美特鋁質有限公司
 MIDI ALUMINIUM FABRICATOR LTD.
 Units 6-8, Sunray Industrial Centre, 1/F
 610 Cha Kwo Ling Road, Kowloon
 Tel:23489211-4 Fax:(852)2727666

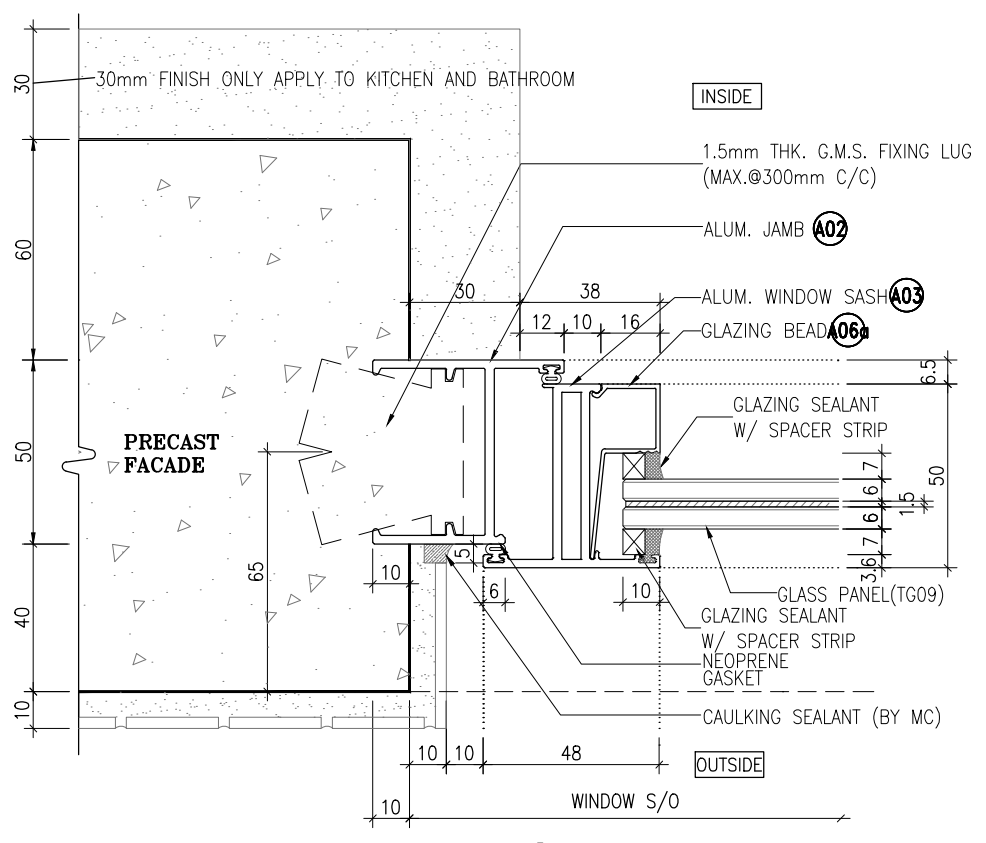
DWG NO. : J858-PW-3303 REV. : A



1 HORIZONTAL DETAIL
5001 Openable Window



2 HORIZONTAL DETAIL
5001 Fixed Window



3 HORIZONTAL DETAIL
5001 Openable Window

B.D. REF :

CLIENT :
信和置業有限公司
Sino Land Company Limited

ARCHITECT :
ronald lu & partners
Architects, Planners, Interior Designers
Ronald Lu & Partners (HK) Ltd.
呂元祥建築師事務所 (香港) 有限公司

MAIN CONTRACTOR :
Gammon

STRUCTURAL ENGINEER :
AECOM

FACADE CONSULTANT:
AECOM

NOTE :
1. ALL DIMENSIONS ARE IN mm.
2. ALL ELEVATIONS ARE VIEWED FROM OUTSIDE.
3. ALL DIMENSIONS TO BE VERIFIED ON SITE BEFORE FABRICATION.

LEGEND :
X1 --- DETAIL MARK NO.
X001 --- REFER SHEET NO.
1. F.F.L. --- FINISHED FLOOR LEVEL
2. S.F.L. --- STRUCTURAL FLOOR LEVEL
3. (R) --- REVERSED DETAIL

B	23-11-2021	REVISED AS PER ARCHITECT COMMENT	LS
A	28-10-2021	REVISED AS PER ARCHITECT COMMENT	LS
NO.	DATE	REVISED	BY

JOB NO. : J-858
PROJECT :
PROPOSED RESIDENTIAL DEVELOPMENT
AT TKOTL 70RP, PHASE 11, LOHAS PARK
TSEUNG KWAN O, N.T.

TITLE :
TYPICAL DETAIL FOR
PRECAST ALUM. WINDOW

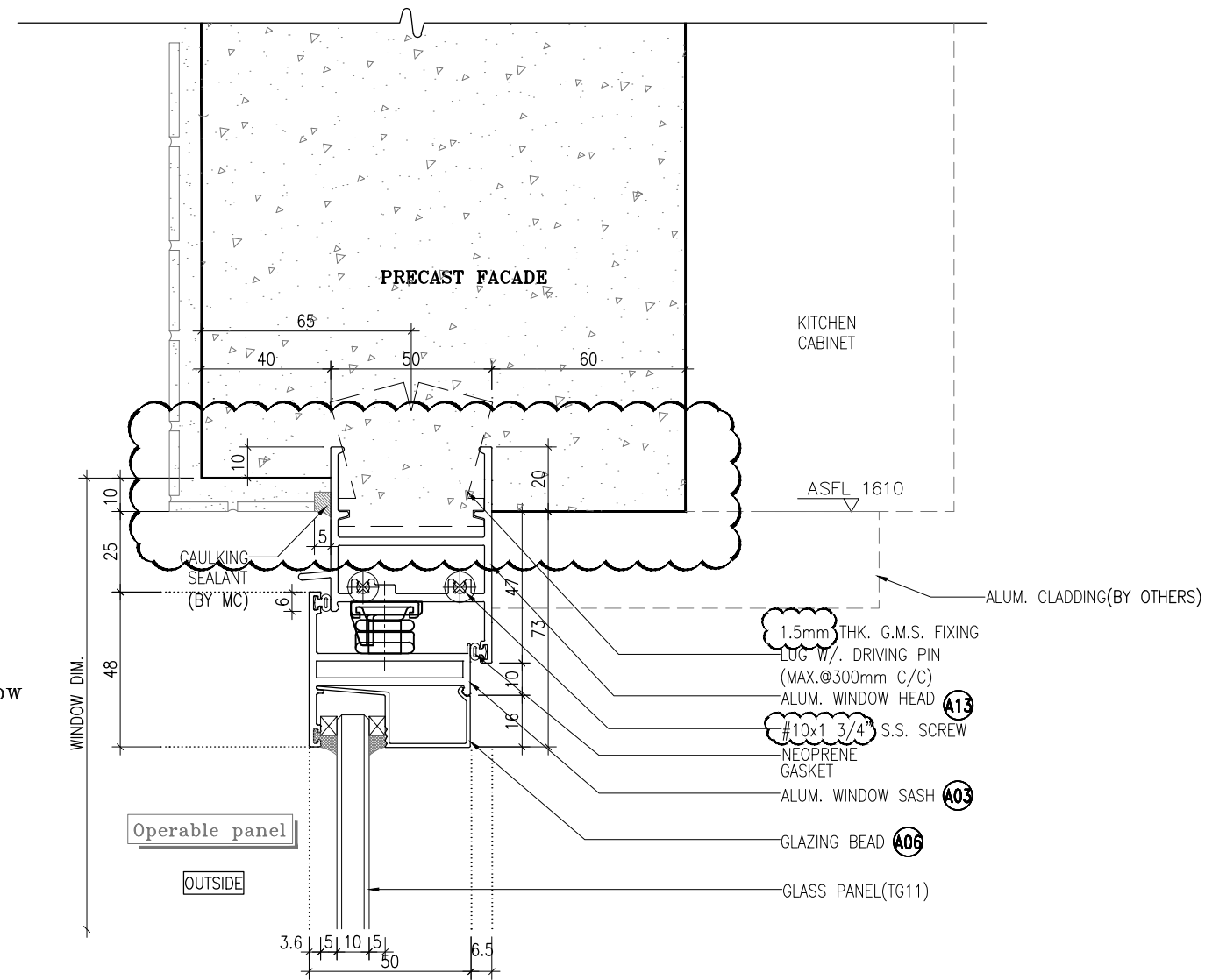
DATE : 04-OCT-21 SCALE : 1:2

DRAWN BY : CHECKED BY :

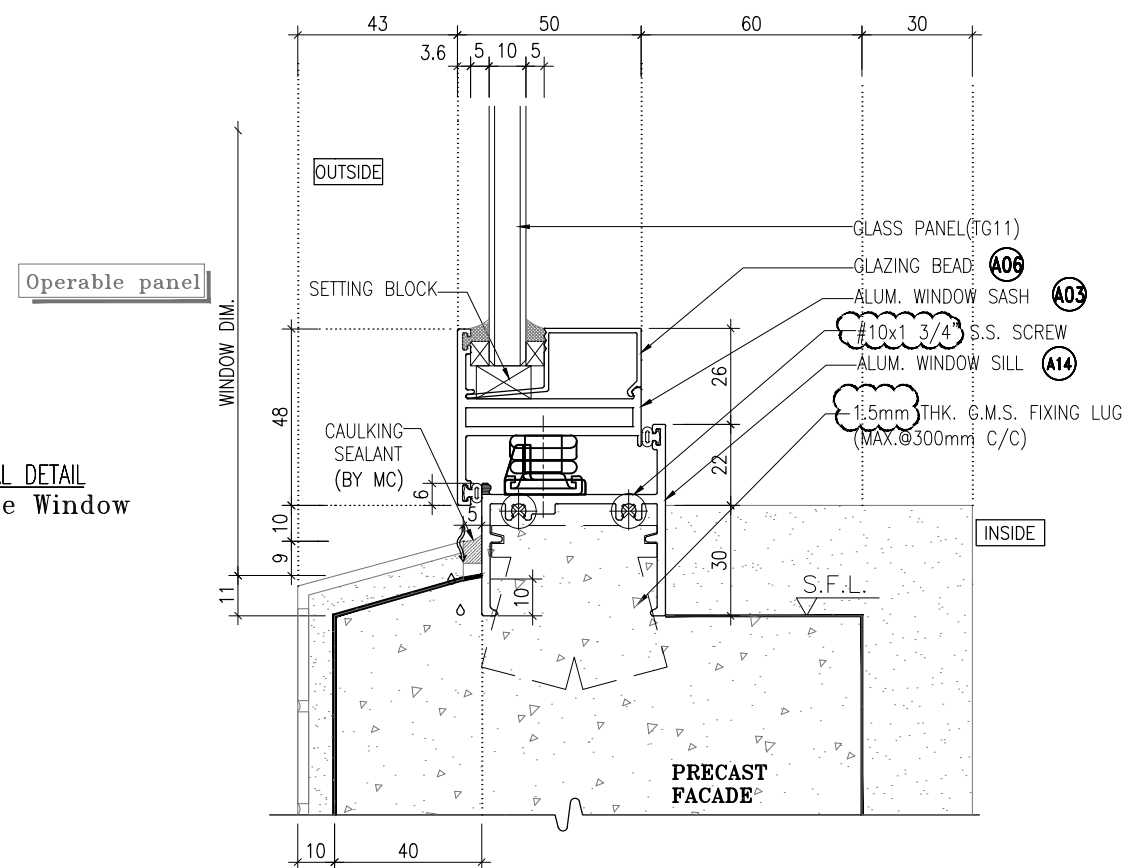
美特鋁質有限公司
MIDI ALUMINIUM FABRICATOR LTD.
Units 6-8, Sunray Industrial Centre, 1/F
610 Cha Kwo Ling Road, Kowloon
Tel:23489211-4 Fax:(852)27727666

DWG NO. : J858-PW-5001 REV. : B

1 HORIZONTAL DETAIL
6002 Operable Window



2 HORIZONTAL DETAIL
6002 Operable Window



B.D. REF :

CLIENT :
信和置業有限公司
Sino Land Company Limited

ARCHITECT :
ronald lu & partners
Architects, Planners, Interior Designers
Ronald Lu & Partners (HK) Ltd.
呂元祥建築師事務所(香港)有限公司

MAIN CONTRACTOR :
Gammon

STRUCTURAL ENGINEER :
AECOM

FACADE CONSULTANT:
AECOM

NOTE :
1. ALL DIMENSIONS ARE IN mm.
2. ALL ELEVATIONS ARE VIEWED FROM OUTSIDE.
3. ALL DIMENSIONS TO BE VERIFIED ON SITE BEFORE FABRICATION.

LEGEND :
X1 - DETAIL MARK NO.
X001 - REFER SHEET NO.
1. F.F.L. -- FINISHED FLOOR LEVEL
2. S.F.L. -- STRUCTURAL FLOOR LEVEL
3. (R) -- REVERSED DETAIL

B	23-11-2021	REVISED AS PER ARCHITECT COMMENT	LS
A	28-10-2021	REVISED AS PER ARCHITECT COMMENT	LS
NO.	DATE	REVISED	BY

JOB NO. : J-858
PROJECT :
PROPOSED RESIDENTIAL DEVELOPMENT
AT TKOTL 70RP, PHASE 11, LOHAS PARK
TSEUNG KWAN O, N.T.

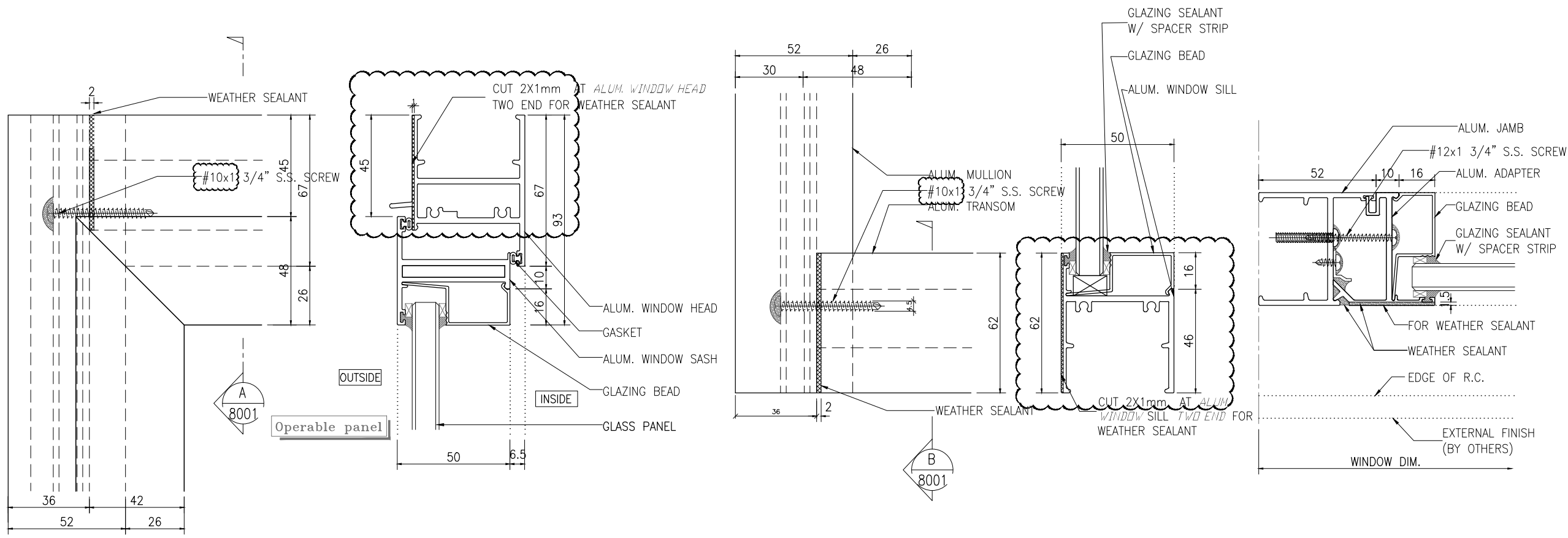
TITLE :
TYPICAL DETAIL FOR
PRECAST ALUM. WINDOW

DATE : 04-OCT-21 SCALE : 1:2

DRAWN BY : CHECKED BY :

美特鋁質有限公司
MIDI ALUMINIUM FABRICATOR LTD.
Units 6-8, Sunray Industrial Centre, 1/F
610 Cha Kwo Ling Road, Kowloon
Tel:23489211-4 Fax:(852)27727666

DWG NO. : J858-PW-6002 REV. : B



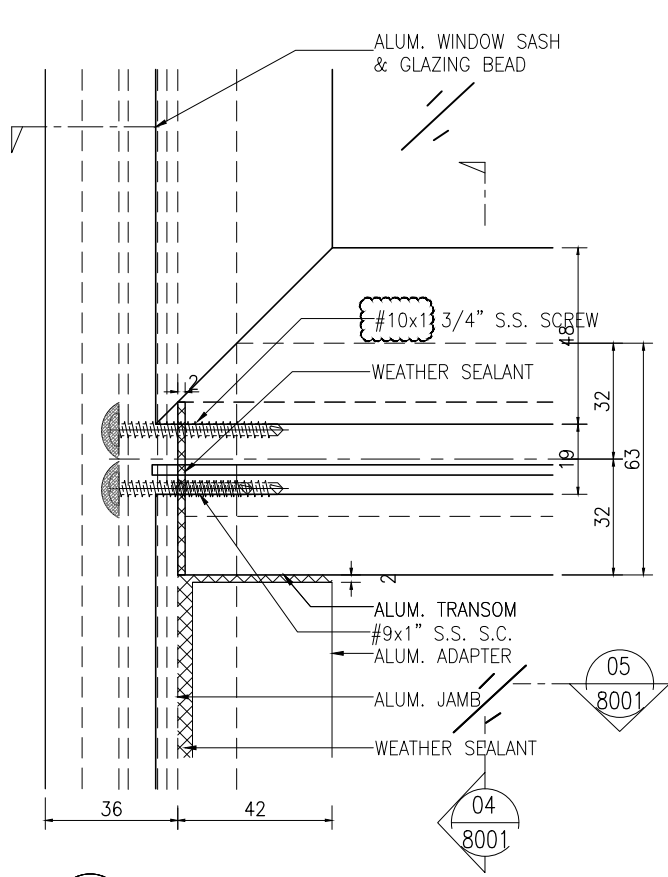
1 HORIZONTAL DETAIL
8001 Mullion & Transom Fixing Detail

A HORIZONTAL DETAIL
8001

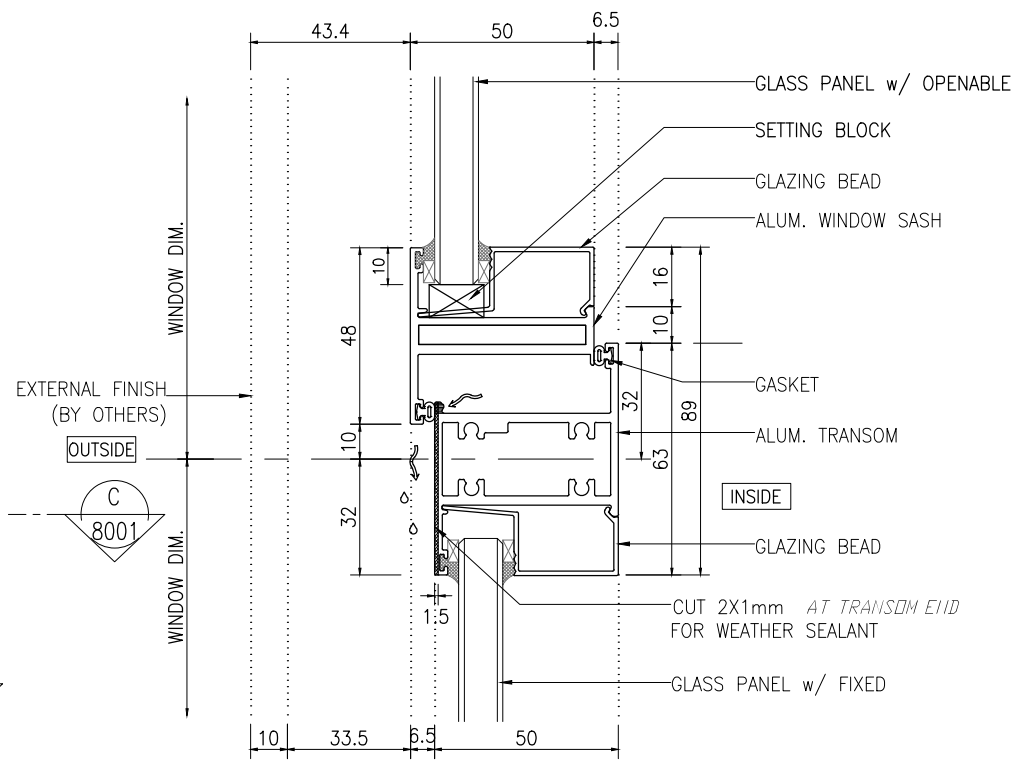
2 HORIZONTAL DETAIL
8001 Mullion & Transom Fixing Detail

B HORIZONTAL DETAIL
8001

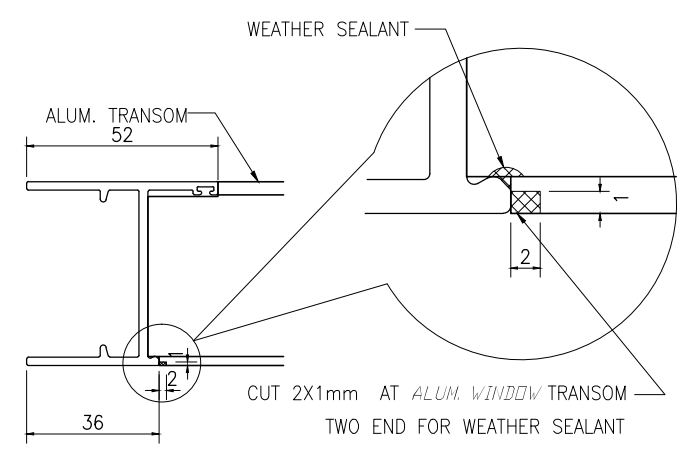
5 VERTICAL DETAIL
8001



3 FRONT VIEW
8001 Mullion & Transom Fixing Detail



4 FRONT VIEW
8001



C VERTICAL DETAIL
8001

B.D. REF :

CLIENT :
信和置業有限公司
Sino Land Company Limited

ARCHITECT :
ronald lu & partners
Architects, Planners, Interior Designers
Ronald Lu & Partners (HK) Ltd.
呂元祥建築師事務所 (香港) 有限公司

MAIN CONTRACTOR :
Gammon

STRUCTURAL ENGINEER :
AECOM

FACADE CONSULTANT:
AECOM

NOTE :
1. ALL DIMENSIONS ARE IN mm.
2. ALL ELEVATIONS ARE VIEWED FROM OUTSIDE.
3. ALL DIMENSIONS TO BE VERIFIED ON SITE BEFORE FABRICATION.

LEGEND :
X1 -- DETAIL MARK NO.
X001 -- REFER SHEET NO.
1. F.F.L. -- FINISHED FLOOR LEVEL
2. S.F.L. -- STRUCTURAL FLOOR LEVEL
3. (R) -- REVERSED DETAIL

A 28-10-2021 REVISED AS PER ARCHITECT COMMENT			
NO.	DATE	REVISED	BY

JOB NO. : J-858
PROJECT : PROPOSED RESIDENTIAL DEVELOPMENT AT TKOTL 70RP, PHASE 11, LOHAS PARK TSEUNG KWAN O, N.T.

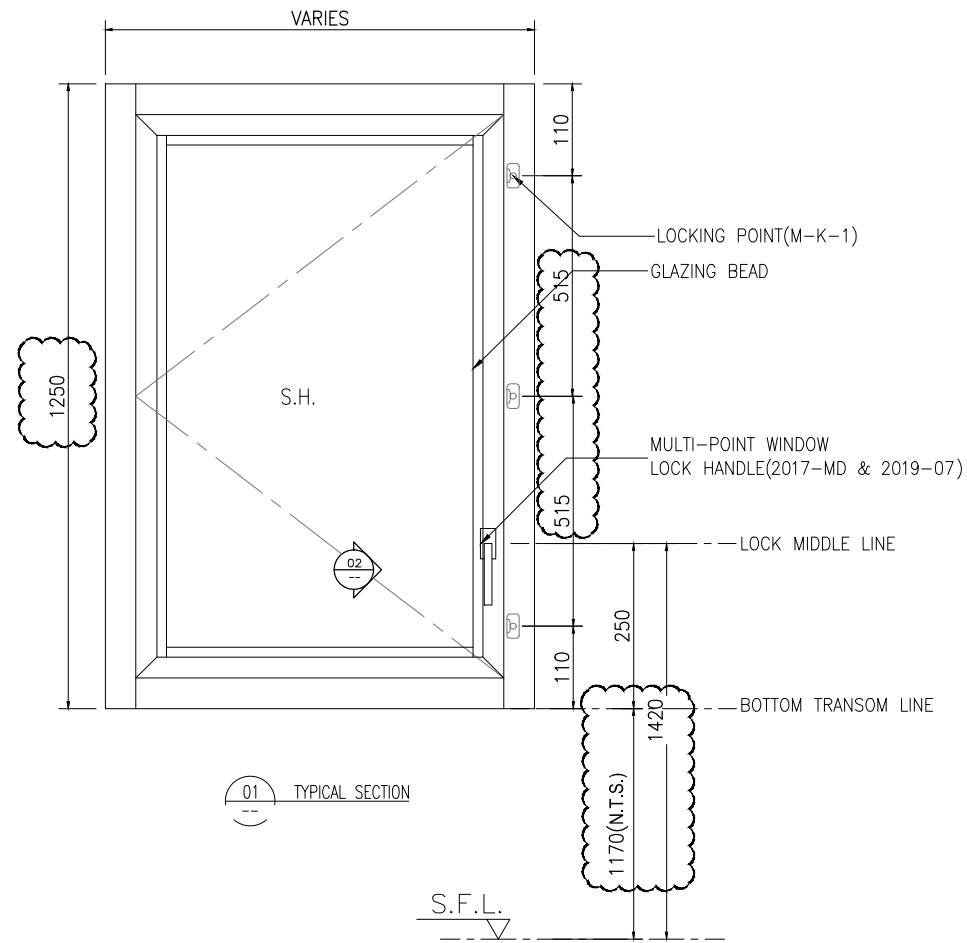
TITLE :
ALUM. WINDOW SECTION FIXING DETAIL

DATE : 04-OCT-21 SCALE : 1:2

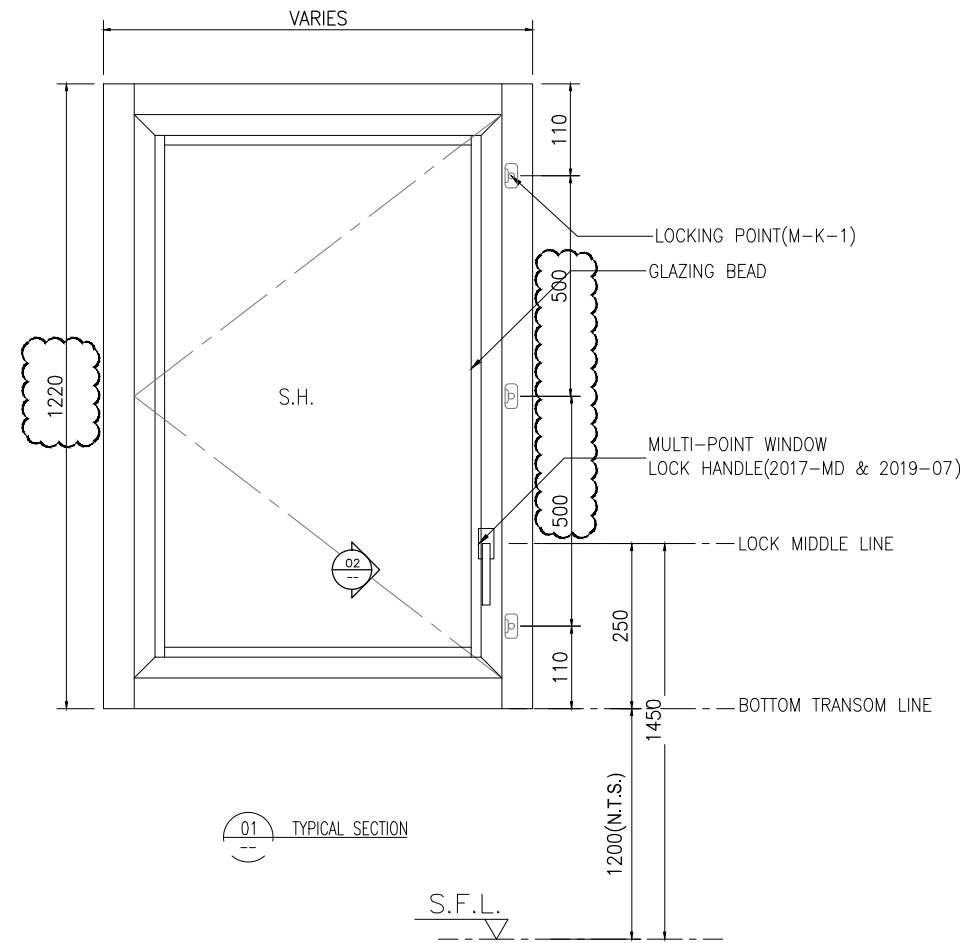
DRAWN BY : CHECKED BY :

美特鋁質有限公司
MIDI ALUMINIUM FABRICATOR LTD.
Units 6-8, Sunray Industrial Centre, 1/F
610 Cha Kwo Ling Road, Kowloon
Tel: 23489211-4 Fax: (852) 2772666

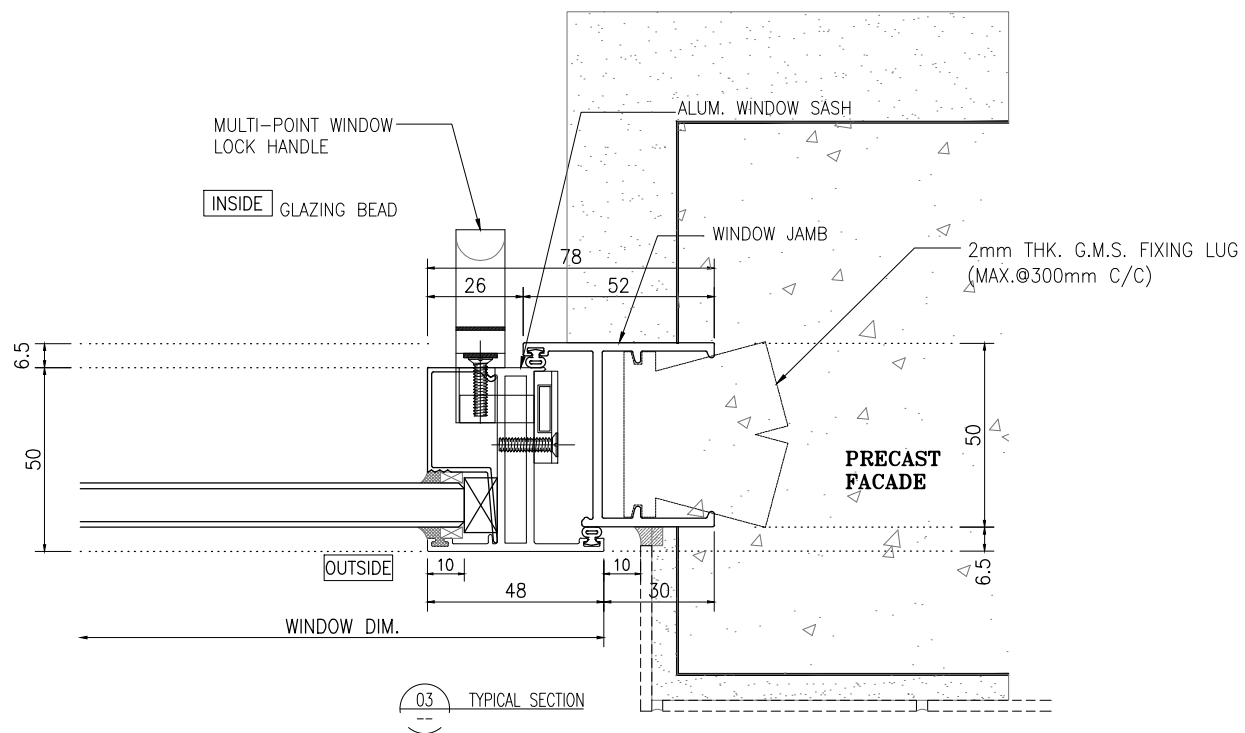
DWG NO. : J858-PW-8001 REV. : A



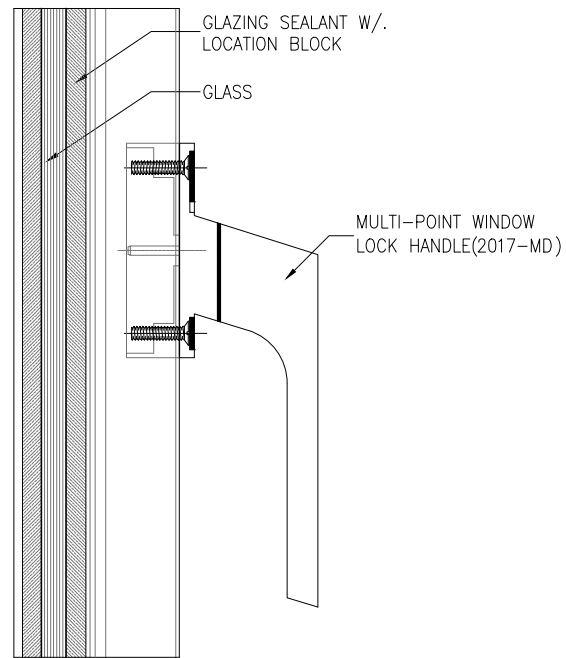
01 TYPICAL SECTION



01 TYPICAL SECTION



03 TYPICAL SECTION



02 TYPICAL SECTION

B.D. REF :

CLIENT :
 信和置業有限公司
 Sino Land Company Limited

ARCHITECT :
 ronald lu & partners
 Architects, Planners, Interior Designers
 Ronald Lu & Partners (HK) Ltd.
 呂元祥建築師事務所 (香港) 有限公司

MAIN CONTRACTOR :
 Gammon

STRUCTURAL ENGINEER :
 AECOM

FACADE CONSULTANT:
 AECOM

- NOTE :
1. ALL DIMENSIONS ARE IN mm.
 2. ALL ELEVATIONS ARE VIEWED FROM OUTSIDE.
 3. ALL DIMENSIONS TO BE VERIFIED ON SITE BEFORE FABRICATION.

- LEGEND :
- DETAIL MARK NO.
 - REFER SHEET NO.
 - 1. F.F.L. -- FINISHED FLOOR LEVEL
 - 2. S.F.L. -- STRUCTURAL FLOOR LEVEL
 - 3. -- REVERSED DETAIL

B	23-11-2021	REVISED AS PER ARCHITECT COMMENT	LS
A	28-10-2021	REVISED AS PER ARCHITECT COMMENT	LS
NO.	DATE	REVISED	BY

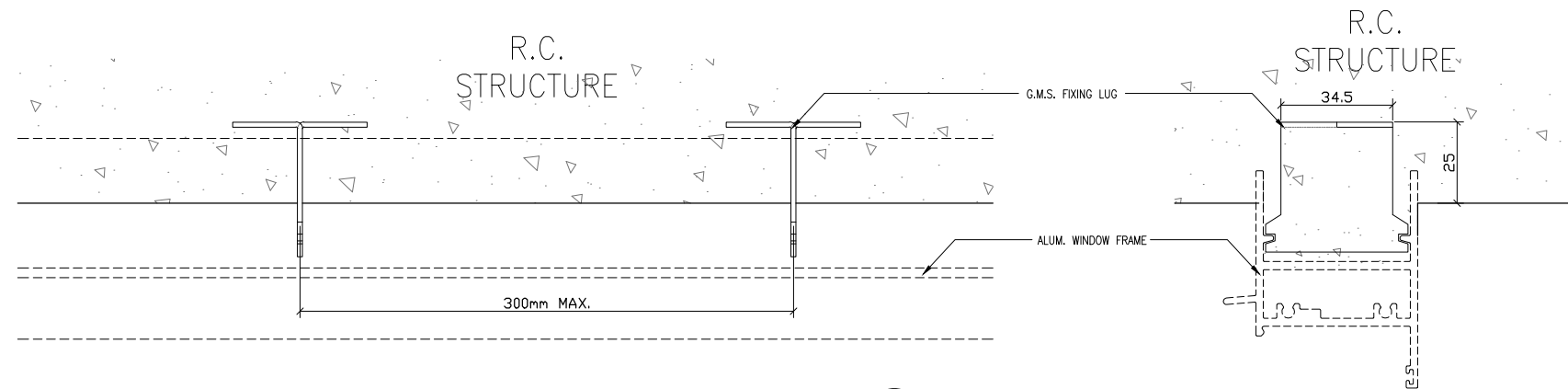
JOB NO. : J-858
 PROJECT :
 PROPOSED RESIDENTIAL DEVELOPMENT
 AT TKOTL 70RP, PHASE 11, LOHAS PARK
 TSEUNG KWAN O, N.T.

TITLE :
 ALUM. WINDOW SECTION
 TYPICAL LOCK & HINGES DETAIL

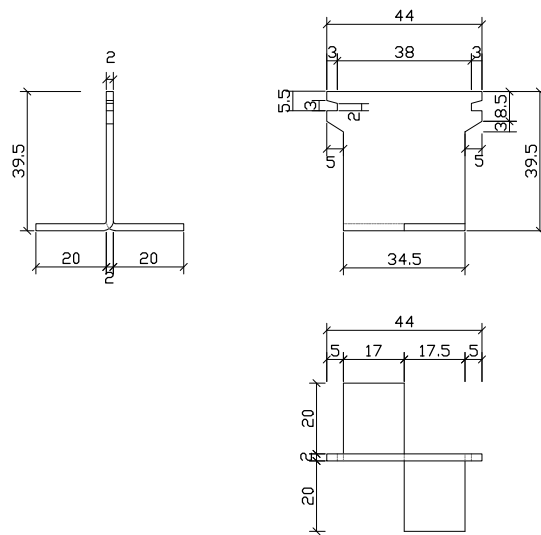
DATE : 04-OCT-21 SCALE : 1:2
 DRAWN BY : CHECKED BY :

美特鋁質有限公司
 MIDI ALUMINIUM FABRICATOR LTD.
 Units 6-8, Sunray Industrial Centre, 1/F
 610 Cha Kwo Ling Road, Kowloon
 Tel:23489211-4 Fax:(852)2772666

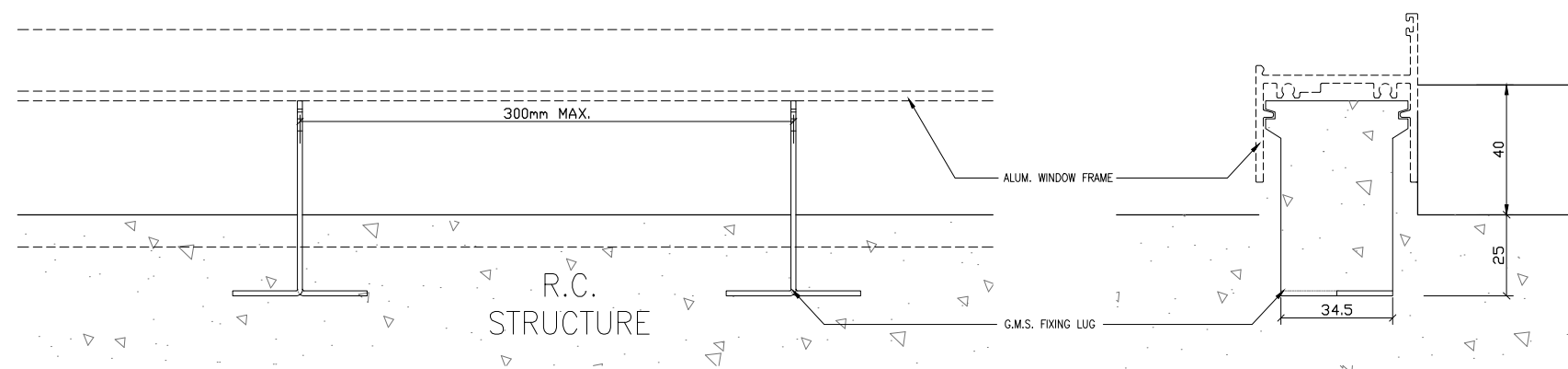
DWG NO. : J858-PW-8002 REV. : B



01 TYPICAL PRECAST G.M.S. FIXING LUG DETAIL
1:2



02 TYPICAL G.M.S. FIXING LUG DETAIL
1:2



03 TYPICAL G.M.S. FIXING LUG DETAIL
1:2

B.D. REF :

CLIENT :

信和置業有限公司
Sino Land Company Limited

ARCHITECT :

ronald lu & partners
Architects Planners Interior Designers
Ronald Lu & Partners (HK) Ltd.
呂元祥建築師事務所(香港)有限公司

MAIN CONTRACTOR :

Gammon

STRUCTURAL ENGINEER :

AECOM

FACADE CONSULTANT :

AECOM

NOTE :

1. ALL DIMENSIONS ARE IN mm.
2. ALL ELEVATIONS ARE VIEWED FROM OUTSIDE.
3. ALL DIMENSIONS TO BE VERIFIED ON SITE BEFORE FABRICATION.

LEGEND :

- X1 --- DETAIL MARK NO.
- X001 --- REFER SHEET NO.

1. F.F.L. --- FINISHED FLOOR LEVEL
2. S.F.L. --- STRUCTURAL FLOOR LEVEL
3. --- REVERSED DETAIL

NO.	DATE	REVISED	BY
-----	------	---------	----

JOB NO. : J-858

PROJECT :
PROPOSED RESIDENTIAL DEVELOPMENT
AT TKOTL 70RP, PHASE 11, LOHAS PARK
TSEUNG KWAN O, N.T.

TITLE :

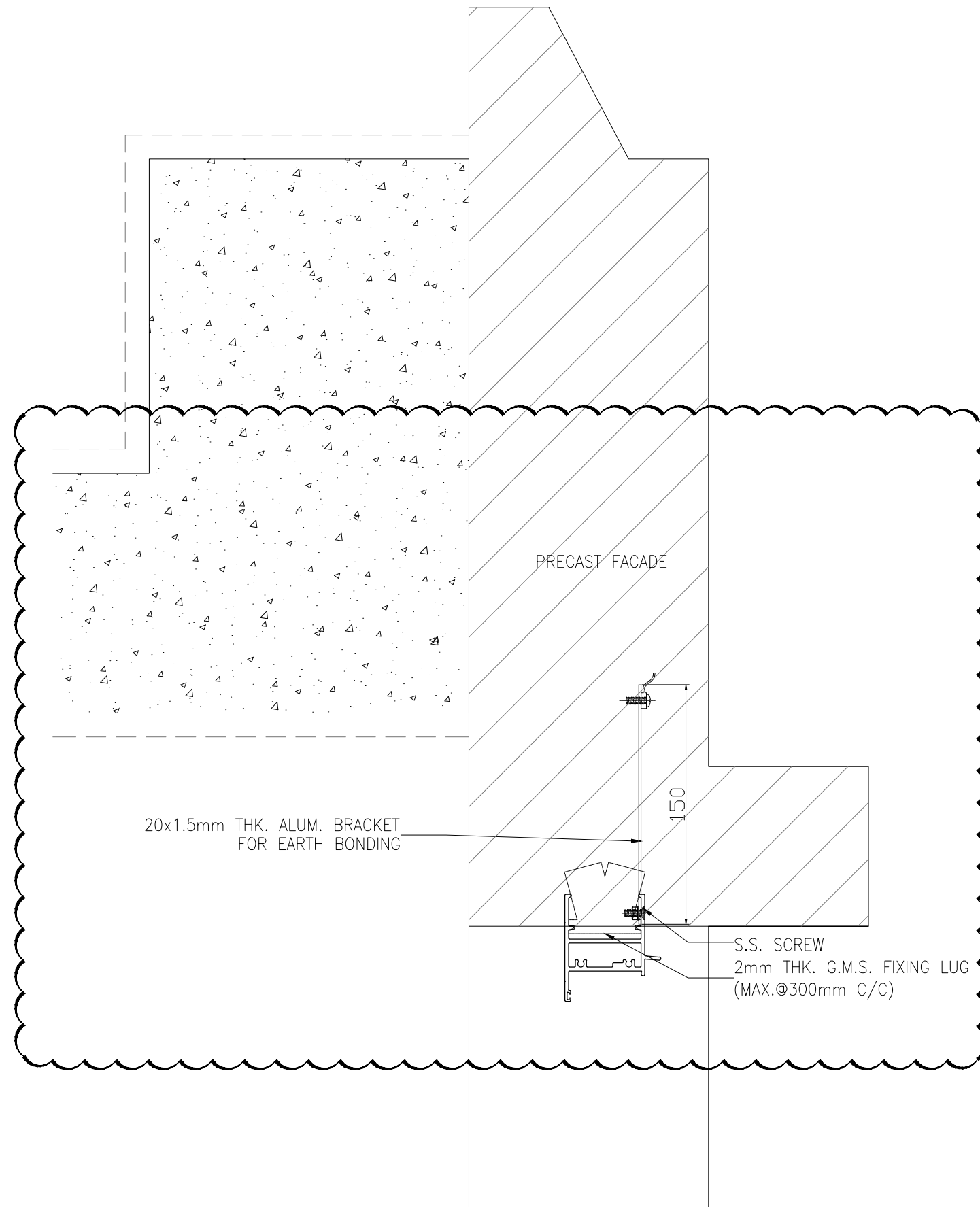
G.M.S. FIXING LUG
TYPICAL DETAIL

DATE : 04-OCT-21 SCALE : 1:2

DRAWN BY : CHECKED BY :

美特鋁質有限公司
MIDI ALUMINIUM FABRICATOR LTD.
Units 6-8, Sunray Industrial Centre, 1/F
610 Cha Kwo Ling Road, Kowloon
Tel:23489211-4 Fax:(852)2727666

DWG NO. : J858-PW-8003 REV. : -



1 HORIZONTAL DETAIL
FOR SIDE FIXING

B.D. REF :

CLIENT :

 信和置業有限公司
Sino Land Company Limited

ARCHITECT :

 ronald lu & partners
Architects Planners Interior Designers
Ronald Lu & Partners (HK) Ltd.
呂元祥建築師事務所(香港)有限公司

MAIN CONTRACTOR :

 Gammon

STRUCTURAL ENGINEER :

 AECOM


FACADE CONSULTANT:


 AECOM

NOTE :

1. ALL DIMENSIONS ARE IN mm.
2. ALL ELEVATIONS ARE VIEWED FROM OUTSIDE.
3. ALL DIMENSIONS TO BE VERIFIED ON SITE BEFORE FABRICATION.

LEGEND :

-  X1 --- DETAIL MARK NO.
-  X001 --- REFER SHEET NO.

1. F.F.L. --- FINISHED FLOOR LEVEL
2. S.F.L. --- STRUCTURAL FLOOR LEVEL
3.  --- REVERSED DETAIL

A	23-11-2021	REVISED AS PER ARCHITECT COMMENT	LS
NO.	DATE	REVISED	BY

JOB NO. : J-858

PROJECT :
PROPOSED RESIDENTIAL DEVELOPMENT
AT TKOTL 70RP, PHASE 11, LOHAS PARK
TSEUNG KWAN O, N.T.

TITLE :

TYPICAL EARTHING
BONDING DETAILS OF PRECAST

DATE : 04-OCT-21 SCALE : 1:3

DRAWN BY : CHECKED BY :

 美特鋁質有限公司
MIDI ALUMINIUM FABRICATOR LTD.
Units 6-8, Sunray Industrial Centre, 1/F
610 Cha Kwo Ling Road, Kowloon
Tel:23489211-4 Fax:(852)2727666

DWG NO. : J858-PW-8004 REV. : A