

工程指示編號：EI / 3920 / 22 修改版次：B

工程編號：J857 工程名稱：啟德 6552

工程項目：預製窗 - 施工圖

收件人：生統 發件人：Yancy Chen 日期：13/01/2022

要求提供 / 確認 事項：

- | | | |
|------------------------------------|-------------------------------------|-------------------------------|
| <input type="checkbox"/> 初步鋁料 B.M. | <input type="checkbox"/> 加工拆圖，然後生產 | <input type="checkbox"/> 尺寸表 |
| <input type="checkbox"/> 正式鋁料 B.M. | <input type="checkbox"/> 技術上資料 / 指示 | <input type="checkbox"/> 報價 |
| <input type="checkbox"/> 配件 B.M. | <input type="checkbox"/> 樣辦或貨品說明書 | <input type="checkbox"/> 分判合約 |
| <input type="checkbox"/> 其他：_____ | | |

內容：

請按附件更新版預製窗施工圖(Shop Drawing).

請在 15/1/2022 前完成上列要求。

附：1+78 頁

以上項目為：

- 原合約工程包 原合約工程加 / 減賬 新工程報價

原因：-

分發東莞各部門：

- () 生產技術總監 連附件 () 技術部 連附件 () 生產部 連附件 () 機械設計部 連附件
 () 採購部 連附件 (✓) 生產統籌部 連附件
 (✓) 質檢部 連附件 () 會計部 連附件 () 報關組 連附件 (✓) 其他 小羅 連附件

分發香港各部門：

- () 行政部 連附件 () 會計部 連附件 () 統籌部 連附件 () 工程部地盤科文 連附件
 () 採購部 連附件 () QS 部 連附件 () 維修部 連附件 () 其他 _____ 連附件

傳遞編號：

HK0111/22

發件人簽署： Yc

項目經理簽署： [Signature]

PROJECT :

**PROPOSED RESIDENTIAL
DEVELOPMENT AT
NEW KOWLOON INLAND LOT.
NO.6552**

**SHOPDRAWING FOR
PRE-CAST ALUM. WINDOW
(TOWER 1/2/3/5/6/7/8)
DATE : 11 - JAN. - 2022**



Units 6-8, Sunray Industrial Centre, 1/F
610 Cha Kwo Ling Road, Kowloon
Tel:23489211-4 Fax:(852)27727666

DRAWING SUBMISSION REGISTER

PROJECT : PROPOSED RESIDENTIAL DEVELOPMENT AT NEW KOWLOON INLAND LOT. NO.6552 TITLE : SHOPDRAWING FOR SHOPDRAWING FOR PRECAST ALUM. WINDOW	DATE OF ISSUE												SUBMISSION STATE (FOR B.D / A.S.D)			SUBMISSION STATE (FOR CLIENT / CONSULTANT)			SUBMISSION STATE (FOR ARCHITECT)			FABRICATION / CONSTRUCTION STATE					
	ISSUE	01	02	03	04	05	05a	05b	06	07	08	AP - APPROVED			AP - APPROVED			AP - APPROVED			ISSUE TO CHINA OFFICE		ISSUE TO SITE		ISSUE TO SUB-CONTRACTOR		
	DAY	30	04	12	22	27	02	05	15	22	11	AC - APPROVED SUB. TO CONDITION			AC - APPROVED SUB. TO CONDITION			AC - APPROVED SUB. TO CONDITION									
	MONTH	08	10	10	10	10	11	11	11	11	01	NA - NOT APPROVED			NA - NOT APPROVED			NA - NOT APPROVED									
	YEAR	21	21	21	21	21	21	21	21	21	22																
DRAWING TITLE	DWG. NO.	REVISIONS										COMMENT DATE	REV.	STATE	COMMENT DATE	REV.	STATE	COMMENT DATE	REV.	STATE	REV.	DATE	REV.	DATE	REV.	DATE	
COVERPAGE	J857-PW-0000	-	A	B	C	D	E	F	G	H	-																
DRAWING SUBMISSION REGISTER	J857-PW-0001	-	A	B	C	D	E	F	G	H	-																
DRAWING SUBMISSION REGISTER	J857-PW-0002						A	B	C	D	-																
GENERAL NOTE OF ALUM. WINDOW	J857-PW-0003	-	-	A	A	B	C	C	C	-	-																
SECTION PROFILE FOR ALUM. WINDOW	J857-PW-0004	-	-	A	B	B	C	C	C	-	-																
SECTION PROFILE FOR ALUM. WINDOW	J857-PW-0005																										
FULL PLAN LAYOUT (FOR TOWER 1/2/3 (2/F-31/F))	J857-PW-1001	-	-	A	A	A	B	C	D	-	-																
FULL PLAN LAYOUT (FOR TOWER 1/2/3 (32/F))	J857-PW-1001a								A	-	-																
FULL PLAN LAYOUT (FOR TOWER 1/2/3 (33/F))	J857-PW-1002	-	-	A	A	A	B	C	C	-	-																
FULL PLAN LAYOUT (FOR TOWER 5/6 (2/F-31/F))	J857-PW-1003	-	-	A	A	A	B	C	D	-	-																
FULL PLAN LAYOUT (FOR TOWER 5/6 (32/F))	J857-PW-1003a								A	-	-																
FULL PLAN LAYOUT (FOR TOWER 5/6 (33/F))	J857-PW-1004	-	-	A	A	A	B	C	C	-	-																
FULL PLAN LAYOUT (FOR TOWER 7/8 (5/F-29/F))	J857-PW-1005	-	-	A	A	A	B	C	D	-	-																
FULL PLAN LAYOUT (FOR TOWER 7/8 (30/F))	J857-PW-1005a								A	-	-																
FULL PLAN LAYOUT (FOR TOWER 7/8 (31/F))	J857-PW-1006	-	-	A	A	A	B	C	C	-	-																
TYPICAL ALUM. WINDOW SCHEDULE	J857-PW-2001	-	A	A	B	C	C	D	D	-	F																
TYPICAL ALUM. WINDOW SCHEDULE	J857-PW-2001a						A	B	B	-	D																
TYPICAL ALUM. WINDOW SCHEDULE	J857-PW-2001b							A	A	-	C																
TYPICAL ALUM. WINDOW SCHEDULE	J857-PW-2001c																										
TYPICAL ALUM. WINDOW SCHEDULE	J857-PW-2001d																										
TYPICAL ALUM. WINDOW SCHEDULE	J857-PW-2001e																										
TYPICAL ALUM. WINDOW SCHEDULE	J857-PW-2001f																										
TYPICAL ALUM. WINDOW SCHEDULE	J857-PW-2001g																										
TYPICAL ALUM. WINDOW SCHEDULE	J857-PW-2001h																										
TYPICAL ALUM. WINDOW SCHEDULE	J857-PW-2001i																										
TYPICAL ALUM. WINDOW SCHEDULE	J857-PW-2001j										A																
TYPICAL ALUM. WINDOW SCHEDULE	J857-PW-2001k										A																
TYPICAL ALUM. WINDOW SCHEDULE	J857-PW-2001l										A																
TYPICAL ALUM. WINDOW SCHEDULE	J857-PW-2001r										A																
TYPICAL ALUM. WINDOW SCHEDULE	J857-PW-2002	-	A	A	A	A	B	C	C	-	D																
TYPICAL ALUM. WINDOW SCHEDULE	J857-PW-2002f																										
TYPICAL ALUM. WINDOW SCHEDULE	J857-PW-2003	-	A	A	A	A	B	C	C	D	E																
TYPICAL ALUM. WINDOW SCHEDULE	J857-PW-2003f																										
TYPICAL ALUM. WINDOW SCHEDULE	J857-PW-2003b										A																
TYPICAL ALUM. WINDOW SCHEDULE	J857-PW-2004	-	A	A	B	B	C	D	D	-	E																
TYPICAL ALUM. WINDOW SCHEDULE	J857-PW-2004f																										
TYPICAL ALUM. WINDOW SCHEDULE	J857-PW-2004b										A	B															
TYPICAL ALUM. WINDOW SCHEDULE	J857-PW-2005																										
TYPICAL ALUM. WINDOW SCHEDULE	J857-PW-2005f																										
TYPICAL ALUM. WINDOW SCHEDULE	J857-PW-2005b										A	B															
TYPICAL ALUM. WINDOW SCHEDULE	J857-PW-2006f	-	A	A	B	B	C	D	D	-	E																
TYPICAL ALUM. WINDOW SCHEDULE	J857-PW-2006a	-	A	A	B	B	C	D	D	E	-																
TYPICAL ALUM. WINDOW SCHEDULE	J857-PW-2006b											A	B														
TYPICAL ALUM. WINDOW SCHEDULE	J857-PW-2007																										
TYPICAL ALUM. WINDOW SCHEDULE	J857-PW-2007f																										
TYPICAL ALUM. WINDOW SCHEDULE	J857-PW-2007b																										

IN-HOUSE DESIGN CHECKER



美特鋁質有限公司
MIDI ALUMINIUM FABRICATOR LTD.
 Units 6-8, Sunray Industrial Centre, 1/F
 610 Cha Kwo Ling Road, Kowloon
 Tel:23489211-4 Fax:(852)27727666

DRAWING SUBMISSION REGISTER

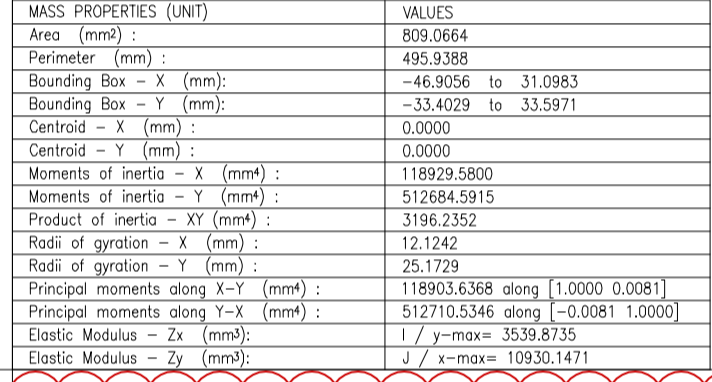
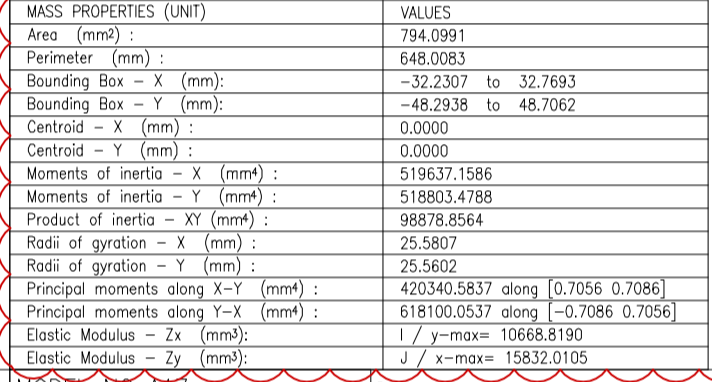
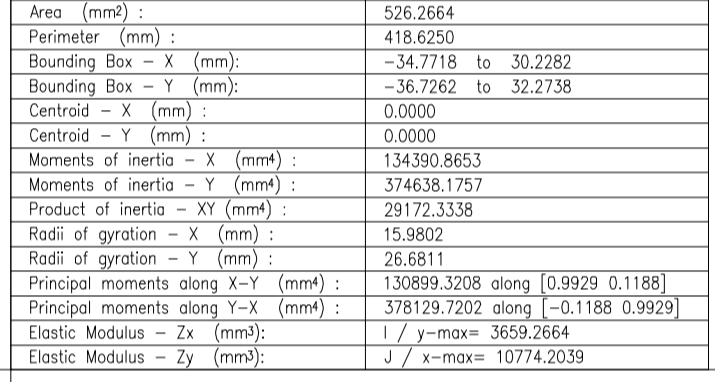
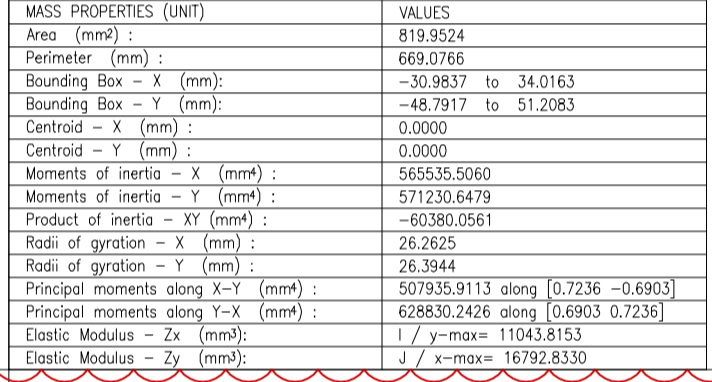
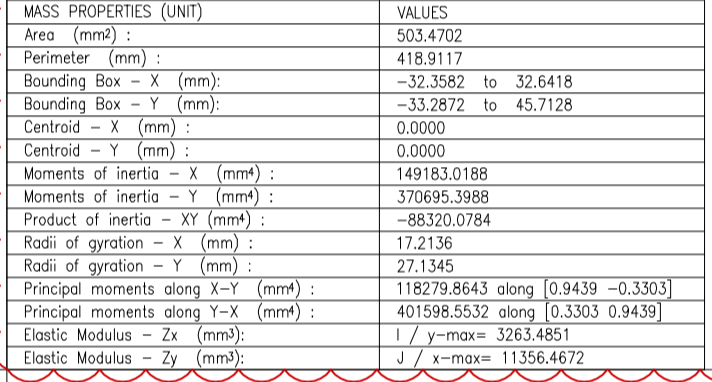
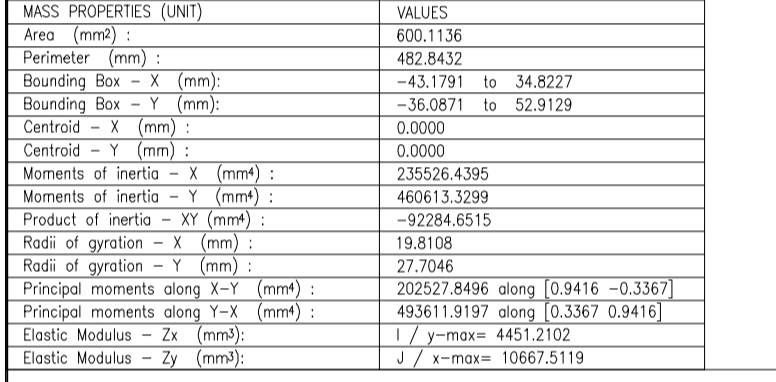
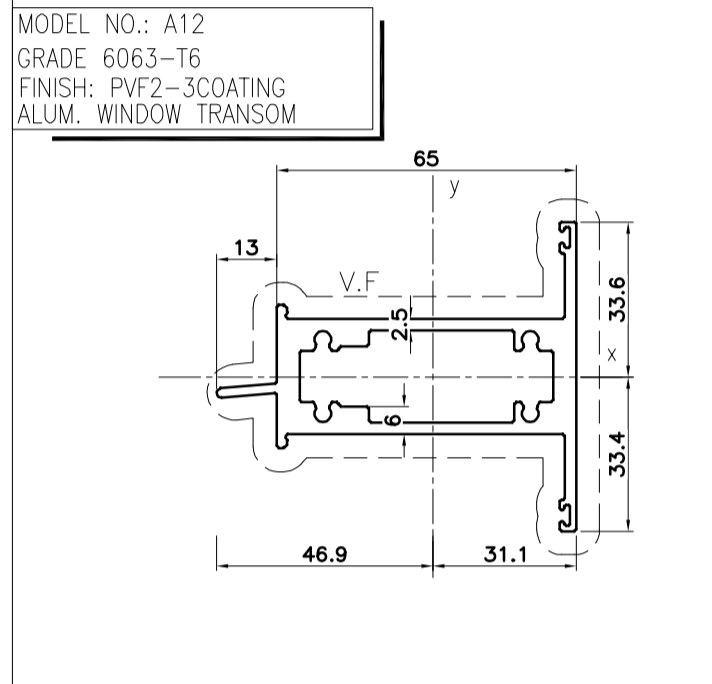
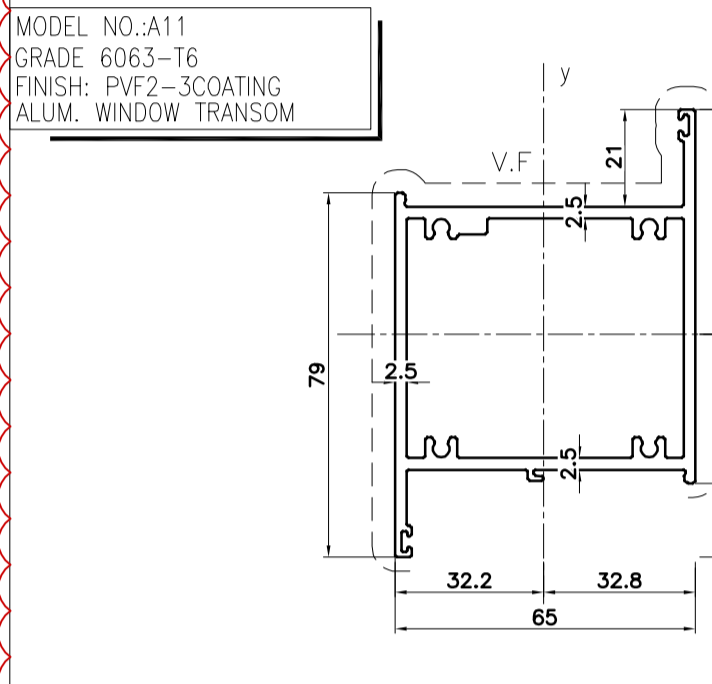
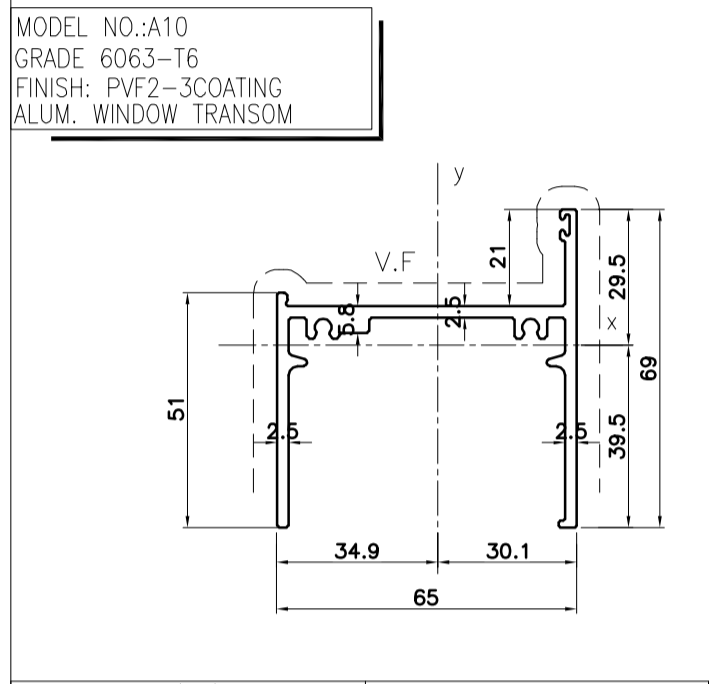
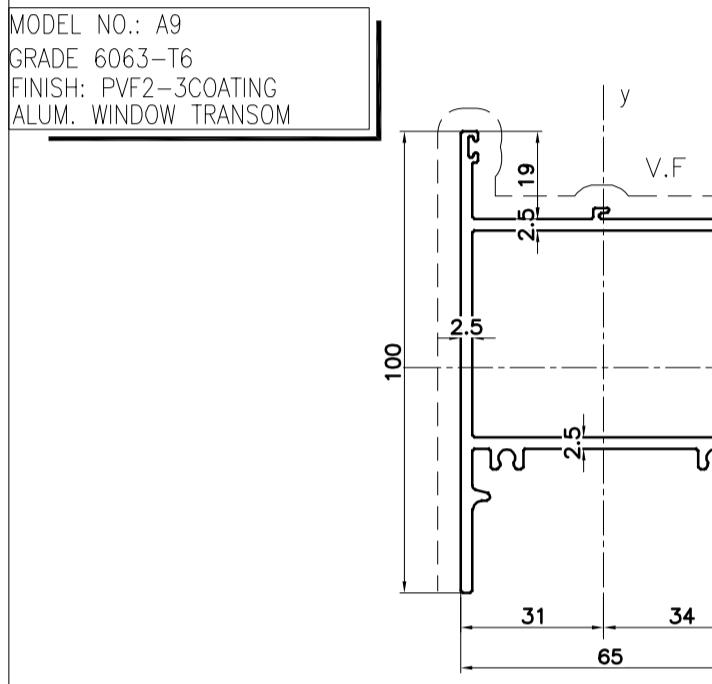
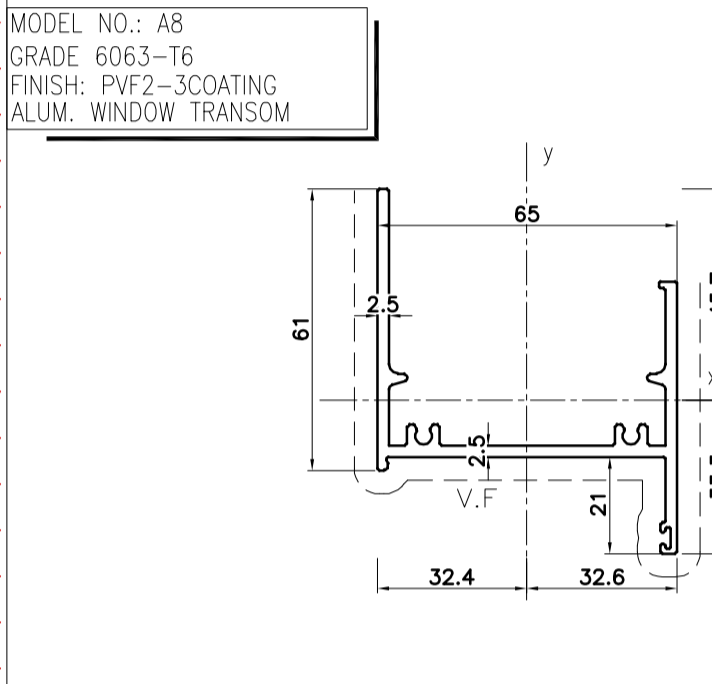
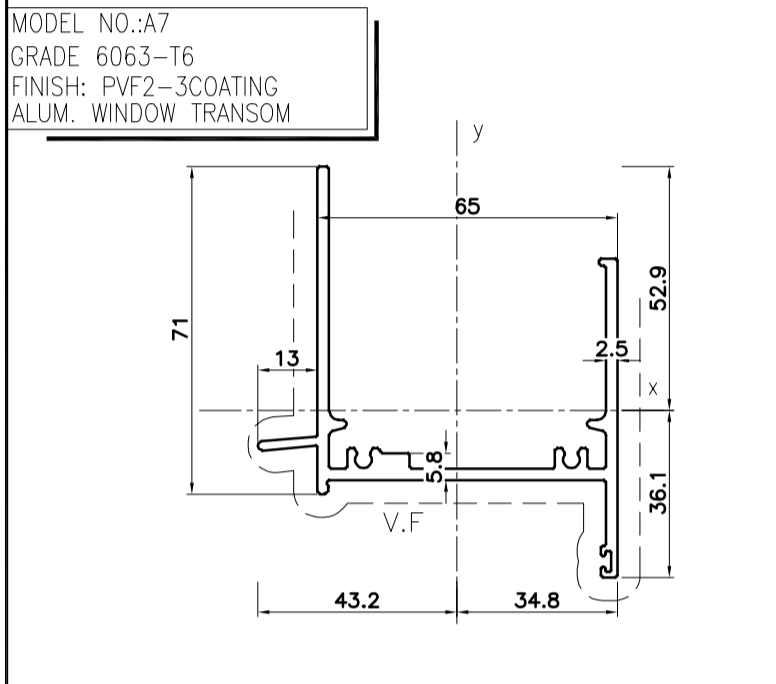
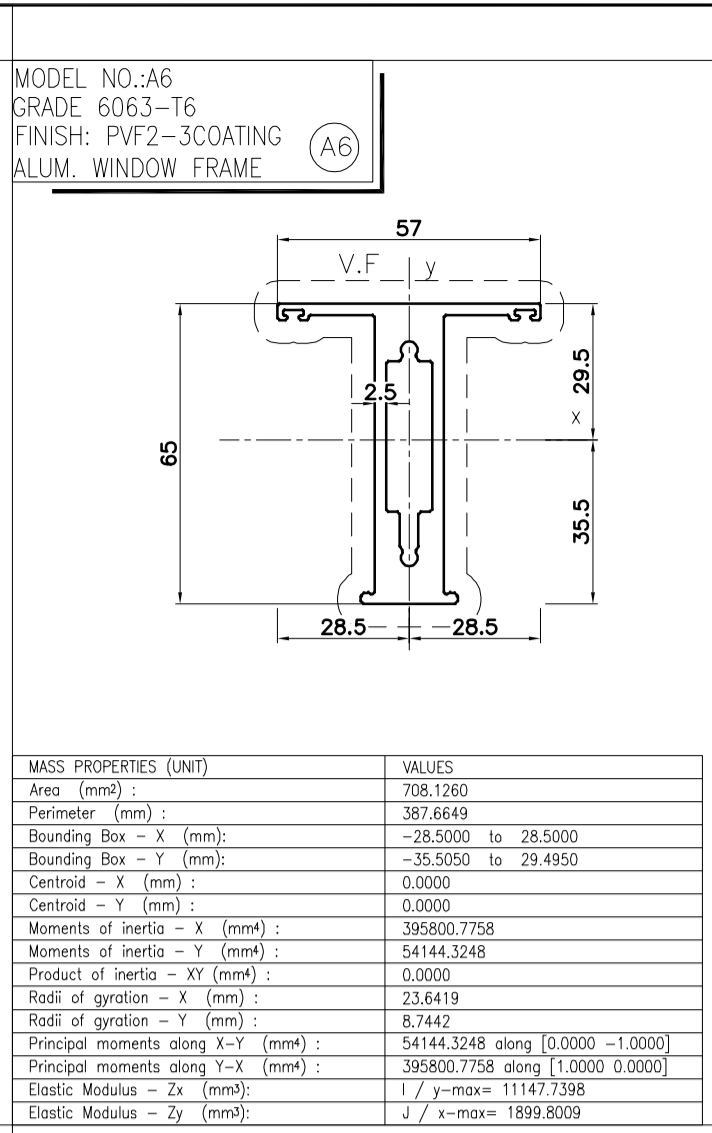
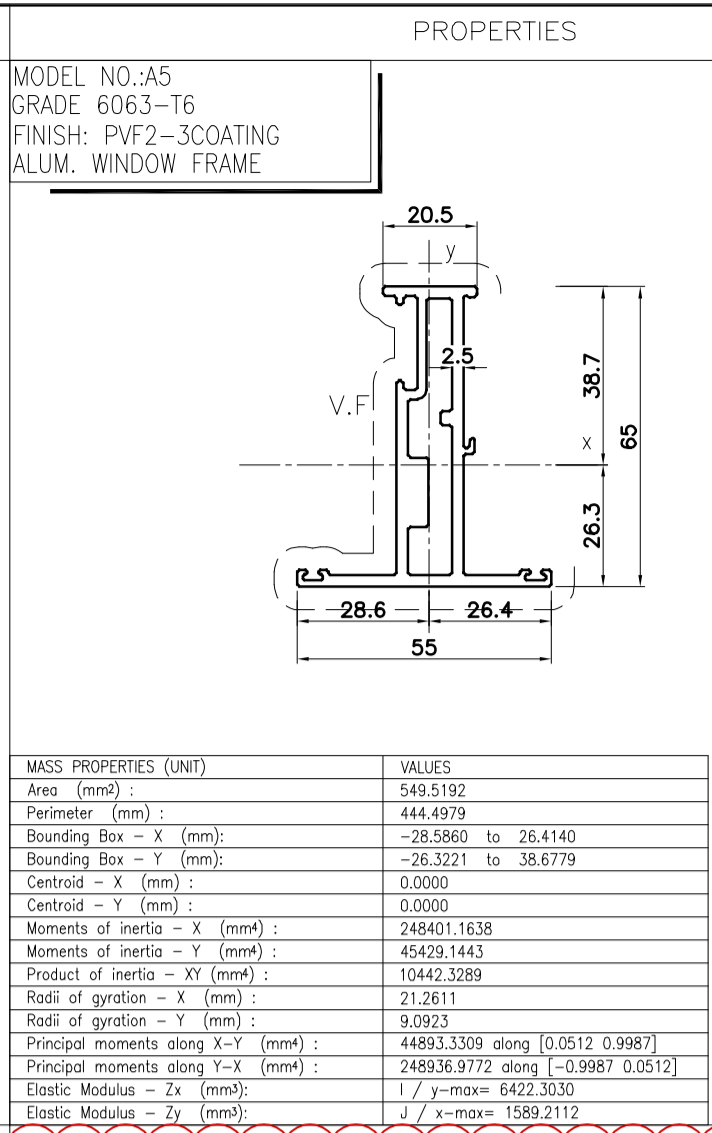
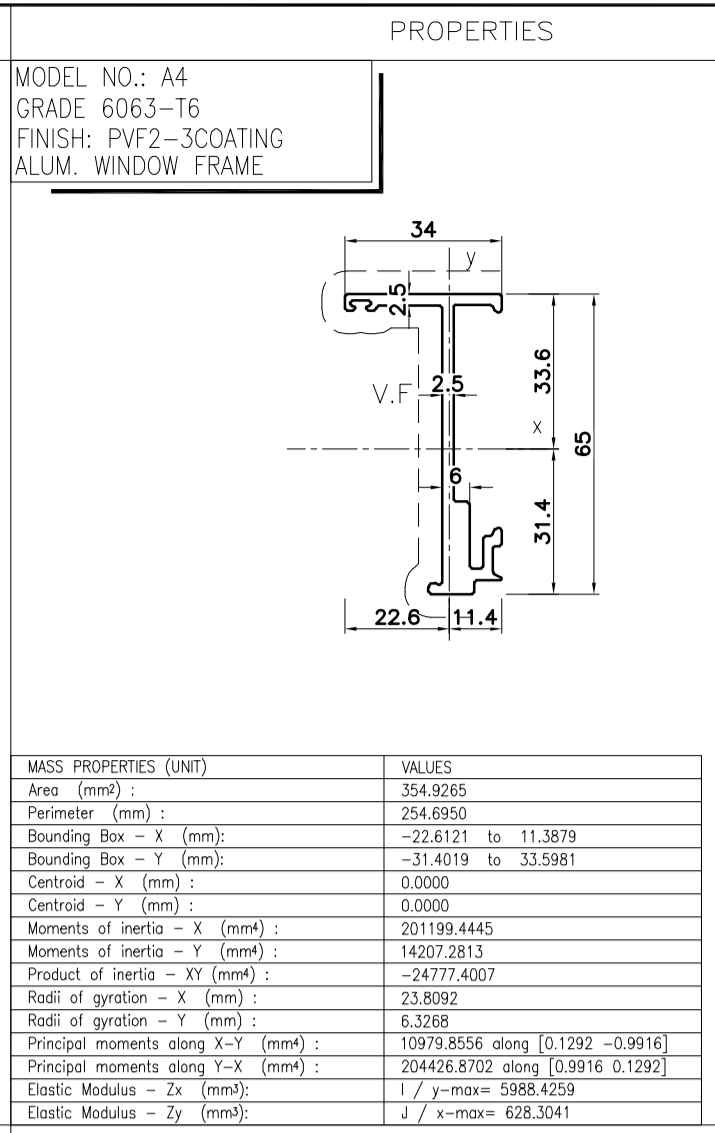
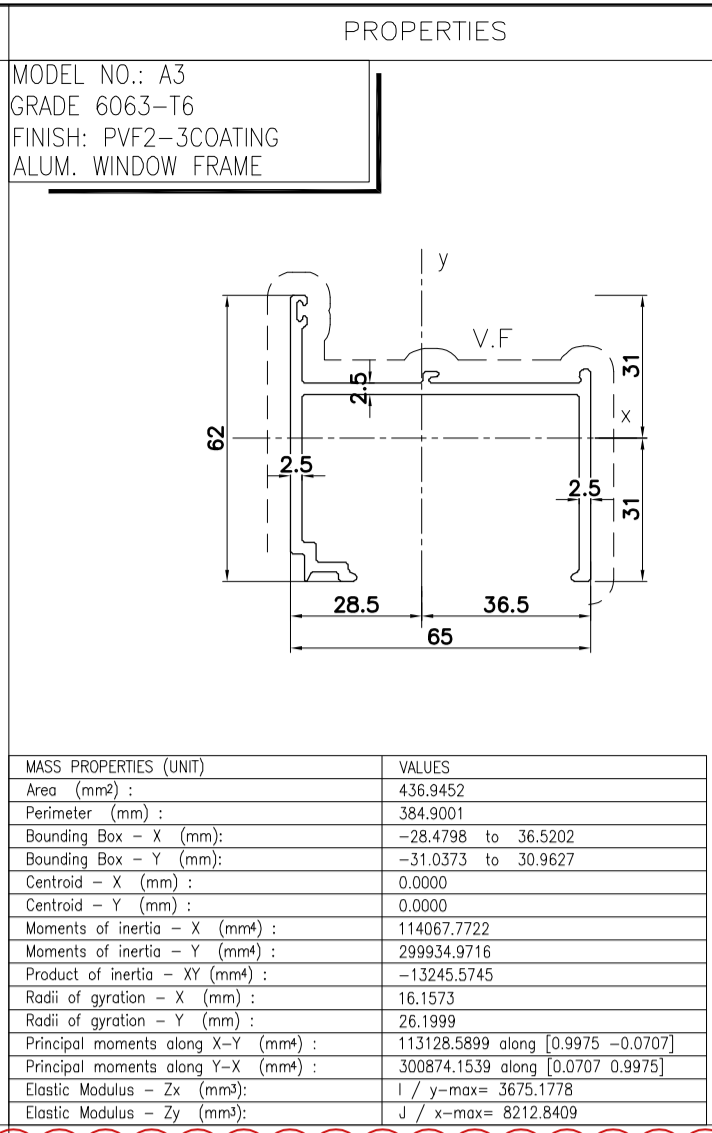
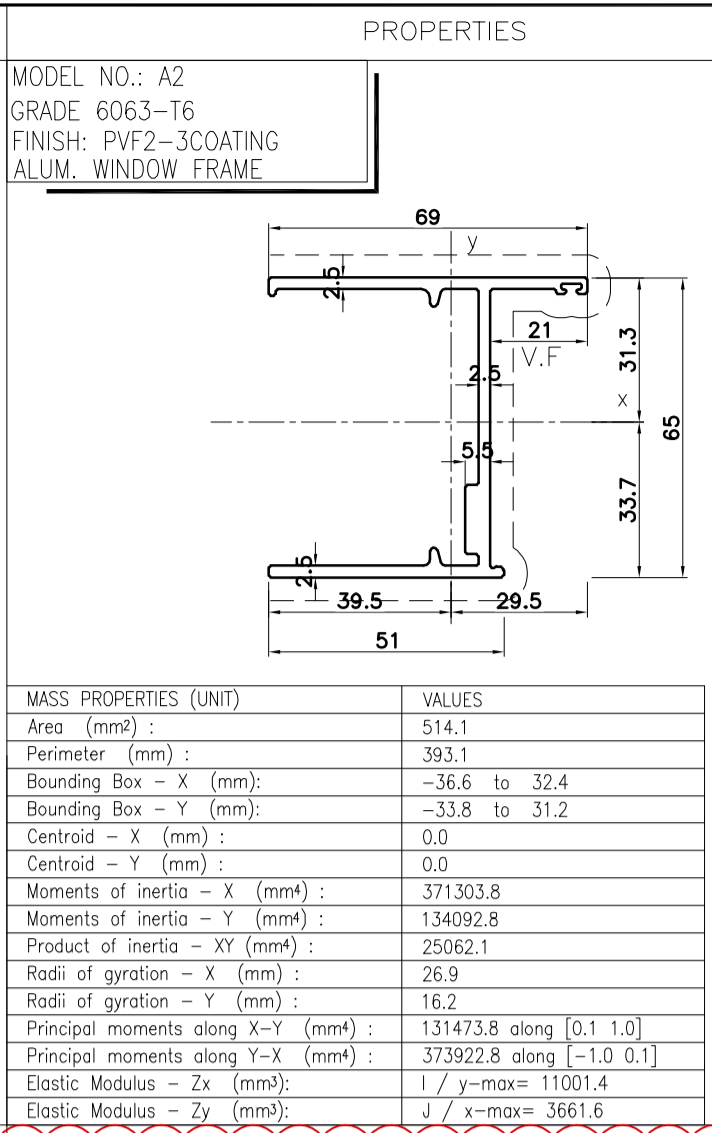
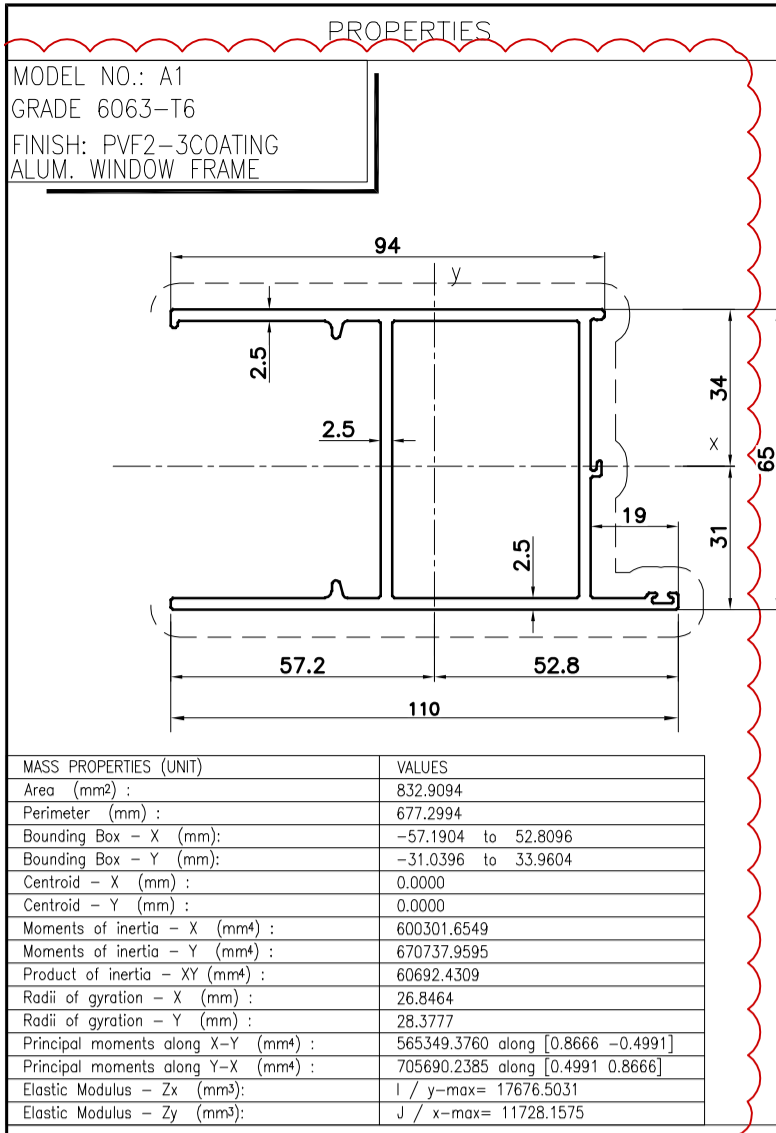
PROJECT : PROPOSED RESIDENTIAL DEVELOPMENT AT NEW KOWLOON INLAND LOT. NO.6552 TITLE : SHOPDRAWING FOR PRECAST ALUM. WINDOW	DATE OF ISSUE										SUBMISSION STATE (FOR B.D / A.S.D)			SUBMISSION STATE (FOR CLIENT / CONSULTANT)			SUBMISSION STATE (FOR ARCHITECT)			FABRICATION / CONSTRUCTION STATE						
	ISSUE	01	02	03	04	05	05a	05b	06	07	08	AP - APPROVED			AP - APPROVED			AP - APPROVED			ISSUE TO CHINA OFFICE		ISSUE TO SITE		ISSUE TO SUB-CONTRACTOR	
	DAY	30	04	12	22	27	02	05	15	22	11	AC - APPROVED SUB. TO CONDITION			AC - APPROVED SUB. TO CONDITION			AC - APPROVED SUB. TO CONDITION								
	MONTH	08	10	10	10	10	11	11	11	11	01	NA - NOT APPROVED			NA - NOT APPROVED			NA - NOT APPROVED								
	YEAR	21	21	21	21	21	21	21	21	21	22															
DRAWING TITLE	DWG. NO.	REVISIONS										COMMENT DATE	REV.	STATE	COMMENT DATE	REV.	STATE	COMMENT DATE	REV.	STATE	REV.	DATE	REV.	DATE	REV.	DATE
TYPICAL ALUM. WINDOW SCHEDULE	J857-PW-2008	-	A	A	B	B	C	D	D	-	E															
TYPICAL ALUM. WINDOW SCHEDULE	J857-PW-2008a				-	-	A	B	B	-	C															
TYPICAL ALUM. WINDOW SCHEDULE	J857-PW-2008a D							-	-	-	-															
TYPICAL ALUM. WINDOW SCHEDULE	J857-PW-2008a D							-	-	-	-															
TYPICAL ALUM. WINDOW SCHEDULE	J857-PW-2009	-	A	A	B	B	C	D	D	-	F															
TYPICAL ALUM. WINDOW SCHEDULE	J857-PW-2009a				-	-	A	B	B	-	D															
TYPICAL ALUM. WINDOW SCHEDULE	J857-PW-2009a D							-	-	A	-															
TYPICAL ALUM. WINDOW SCHEDULE	J857-PW-2009a D							-	-	A	-															
TYPICAL ALUM. WINDOW SCHEDULE	J857-PW-2010	-	A	A	B	B	C	D	D	-	E															
TYPICAL ALUM. WINDOW SCHEDULE	J857-PW-2010a D				-	-	A	B	D	E	-															
TYPICAL ALUM. WINDOW SCHEDULE	J857-PW-2010b							-	-	A	B															
TYPICAL ALUM. WINDOW SCHEDULE	J857-PW-2011	-	A	A	B	B	C	D	D	-	E															
TYPICAL ALUM. WINDOW SCHEDULE	J857-PW-2011a D				-	-	A	B	B	C	-															
TYPICAL ALUM. WINDOW SCHEDULE	J857-PW-2011b							-	-	A	B															
TYPICAL ALUM. WINDOW SCHEDULE	J857-PW-2012a D	-	A	A						A	-	-														
TYPICAL ALUM. WINDOW SCHEDULE	J857-PW-2013	-	A	A	A	A	B	C	C	D	E															
TYPICAL ALUM. WINDOW SCHEDULE	J857-PW-2013a D									-	A	-														
TYPICAL ALUM. WINDOW SCHEDULE	J857-PW-2014a D	-	A	A	A	A				A	-	-														
TYPICAL ALUM. WINDOW SCHEDULE	J857-PW-2015a D	-	A	A	A	A				A	-	-														
TYPICAL ALUM. WINDOW SCHEDULE	J857-PW-2016a D	-	A	A	B	B				B	-	-														
TYPICAL ALUM. WINDOW SCHEDULE	J857-PW-2017									-	-	B														
TYPICAL ALUM. WINDOW SCHEDULE	J857-PW-2018									-	-	B														
TYPICAL ALUM. WINDOW SCHEDULE	J857-PW-2019									-	-	B														
TYPICAL ALUM. WINDOW SCHEDULE	J857-PW-2020									-	-	C														
TYPICAL DETAIL FOR ALUM. WINDOW	J857-PW-5001	-	A	B	C	C	D	D	D	-	-															
TYPICAL DETAIL FOR ALUM. WINDOW	J857-PW-5002	-	-	A	B	B	C	C	C	-	-															
TYPICAL DETAIL FOR ALUM. WINDOW	J857-PW-5003	-	-	A	B	B	C	C	C	D	-															
TYPICAL DETAIL FOR ALUM. WINDOW	J857-PW-5004	-	-	A	B	B	C	C	C	-	-															
TYPICAL DETAIL FOR ALUM. WINDOW	J857-PW-5005	-	-	A	B	B	C	C	C	-	-															
TYPICAL DETAIL FOR ALUM. WINDOW	J857-PW-5006				-	-	-	-	-	A	-															
TYPICAL DETAIL FOR ALUM. WINDOW	J857-PW-5007									-	-	-														
TYPICAL DETAIL FOR ALUM. WINDOW	J857-PW-6001	-	-	A	B	B	B	C	C	D	-															
TYPICAL DETAIL FOR ALUM. WINDOW	J857-PW-6002	-	-	A	B	B	C	C	C	D	-															
TYPICAL DETAIL FOR ALUM. WINDOW	J857-PW-6003	-	-	A	B	B	C	C	C	D	-															
TYPICAL DETAIL FOR ALUM. WINDOW	J857-PW-6004						-	-	-	-	-															

IN-HOUSE DESIGN CHECKER



美特鋁質有限公司
MIDI ALUMINIUM FABRICATOR LTD.
 Units 6-8, Sunray Industrial Centre, 1/F
 610 Cha Kwo Ling Road, Kowloon
 Tel:23489211-4 Fax:(852)27727666

DWG NO. : J857-PW-0002 REV. : D



PROPERTIES

MODEL NO.: A25
GRADE 6063-T6
FINISH: PVF2-3COATING
ALUM. WINDOW FRAME

MASS PROPERTIES (UNIT)	VALUES
Area (mm ²) :	401.9426
Perimeter (mm) :	356.9526
Bounding Box - X (mm) :	-32.9628 to 28.0372
Bounding Box - Y (mm) :	-32.4260 to 32.5740
Centroid - X (mm) :	0.0000
Centroid - Y (mm) :	0.0000
Moments of inertia - X (mm ⁴) :	275207.7591
Moments of inertia - Y (mm ⁴) :	77460.4211
Product of inertia - XY (mm ⁴) :	-6252.0058
Radii of gyration - X (mm) :	28.1667
Radii of gyration - Y (mm) :	13.8622
Principal moments along X-Y (mm ⁴) :	293772.9308 along (0.9608 -0.2773)
Principal moments along Y-X (mm ⁴) :	59495.2514 along (0.2773 0.9608)
Elastic Modulus - Zx (mm ²) :	1 / I _y -max= 8448.7652
Elastic Modulus - Zy (mm ²) :	1 / I _x -max= 2349.9359

B.D. REF :
F.S.D. REF :
Note :
1.All dimensions are in mm.
2.All elevations are viewed from outside.
3.All dimensions to be verified on site before fabrication.

GENERAL NOTES

Legend :
1. F.F.L.-- Finished Floor Level
2. S.F.L.-- Structural Floor Level
3. (R) -- Reversed Detail

X1 --- DETAIL MARK NO.
X001 --- REFER SHEET NO.

V.F.-----

NO.	DATE	REVISED	BY
-	22.10.2021	BY ARCHITECT COMMENT	AN

CLIENT :
MARBLE EDGE INVESTMENT LTD.

ARCHITECT :
RONALD LU & PARTNERS
ARCHITECTS | PLANNERS | INTERIOR DESIGNERS

STRUCTURAL ENGINEER :
CMA C-M WONG & ASSOCIATES LTD
11, 18701 18702 18703 18704
E-mail: cma@cmawong.com

FACADE CONSULTANT :
Inhabit Inhabit Group Hong Kong
<http://www.inhabitgroup.com>

MAIN CONTRACTOR :
裕民建築有限公司

美特鋁質有限公司
MIDI ALUMINIUM FABRICATOR LTD.
Units 6-8, Sunray Industrial Centre, 1/F
610 Cha Kwo Ling Road, Kowloon
Tel:23489211-4 Fax:(852)27727666

PROJECT :
PROPOSED RESIDENTIAL DEVELOPMENT AT NEW KOWLOON INLAND LOT. NO.6552

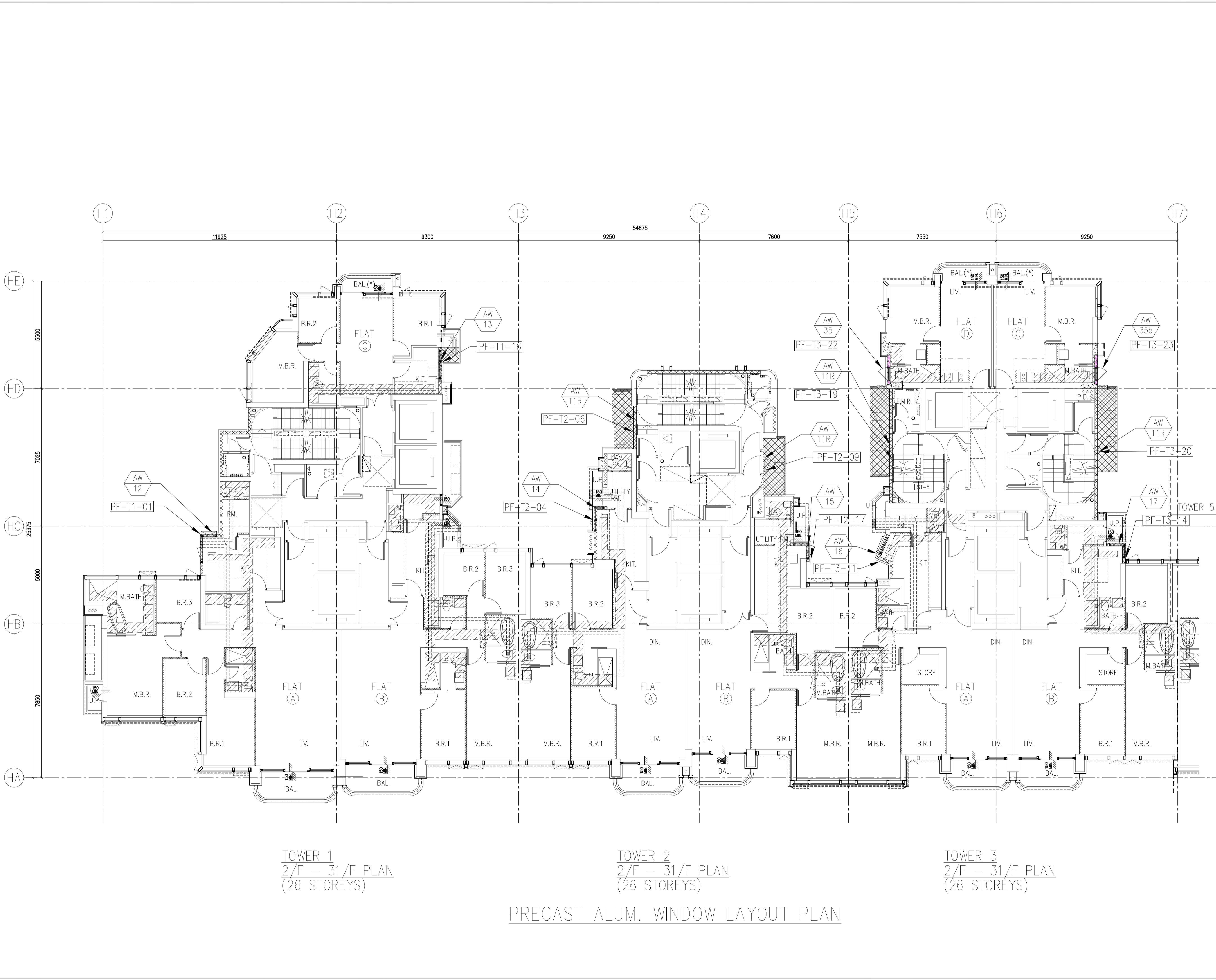
TITLE :
SECTION PROPERTIES FOR PRECAST ALUM. WINDOW

JOB NO. : J-857

DRAWN BY : Asing DATE : 22/10/2021

CHKD BY : SCALE A1: A3: 1:3

DWG. NO. : **J857-PW-0005** REV. : -



TOWER 1
2/F - 31/F PLAN
(26 STOREYS)

TOWER 2
2/F - 31/F PLAN
(26 STOREYS)

TOWER 3
2/F - 31/F PLAN
(26 STOREYS)

PRECAST ALUM. WINDOW LAYOUT PLAN

B.D. REF :
F.S.D. REF :
Note :
1.All dimensions are in mm.
2.All elevations are viewed from outside.
3.All dimensions to be verified on site before fabrication.

GENERAL NOTES

Legend :
1. F.F.L.-- Finished Floor Level
2. S.F.L.-- Structural Floor Level
3. (R) -- Reversed Detail

X1 -- DETAIL MARK NO.
X001 -- REFER SHEET NO.
P01 -- FACADE MARK

NO.	DATE	REVISED	BY
F	01.03.2022	BY ARCHITECT COMMENT	AN
E	16.12.2021	BY ARCHITECT COMMENT	AN
D	09.11.2021	BY ARCHITECT COMMENT	AN
C	05.11.2021	BY ARCHITECT COMMENT	AN
B	29.10.2021	BY ARCHITECT COMMENT	AN
A	04.10.2021	BY ARCHITECT COMMENT	AN
-	30.08.2021	BY ARCHITECT COMMENT	AN

CLIENT :
MARBLE EDGE INVESTMENT LTD.

ARCHITECT :
RONALD LU & PARTNERS
ARCHITECTS | PLANNERS | INTERIOR DESIGNERS

STRUCTURAL ENGINEER :
CMA C M WONG & ASSOCIATES LTD
TEL: (852) 2022 1098
Email: cma@cma.com.hk

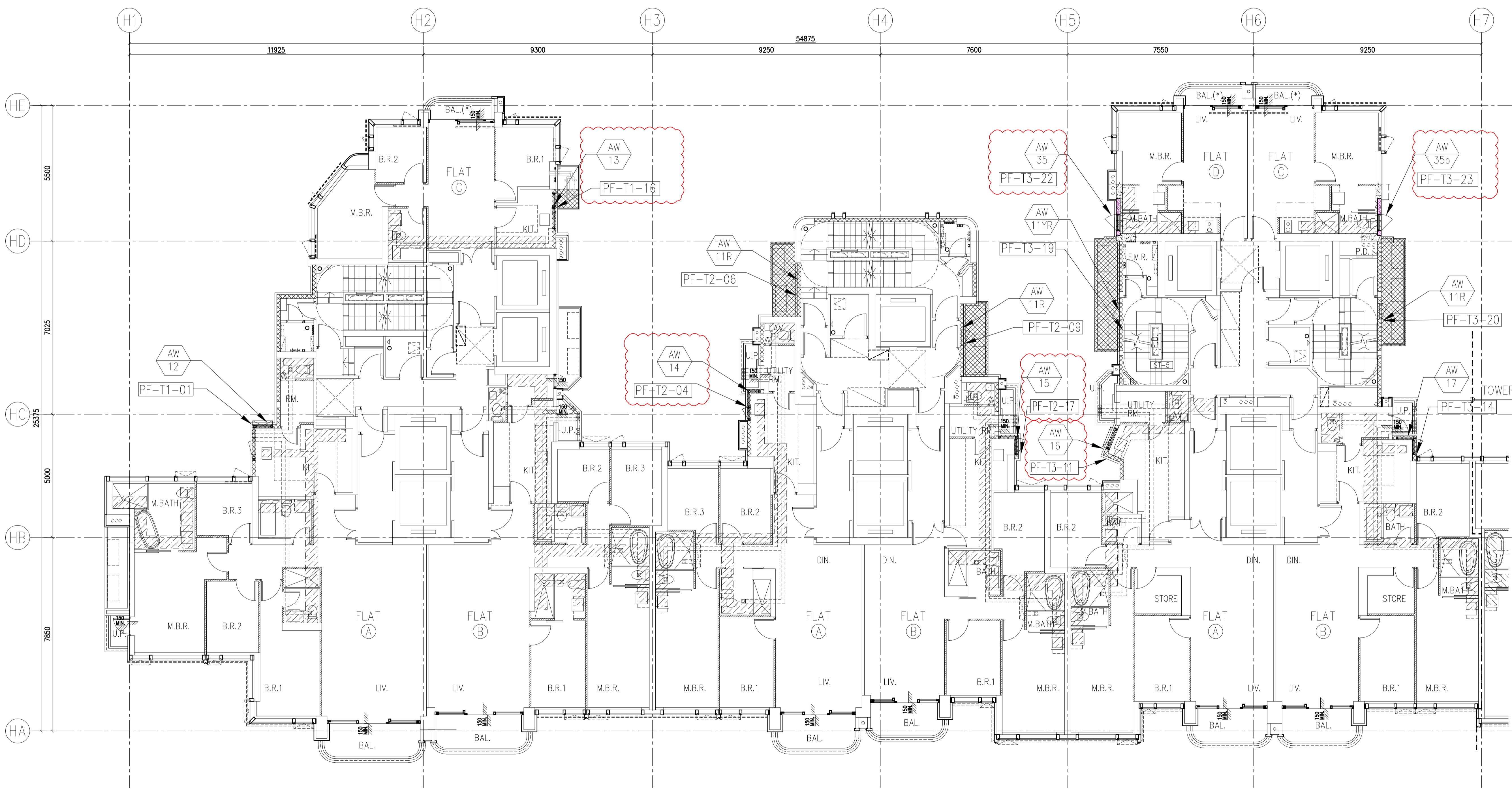
FACADE CONSULTANT :
Inhabit Inhabit Group Hong Kong
http://www.inhabitgroup.com

美特鋁質有限公司
MIDI ALUMINIUM FABRICATOR LTD.
Units 6-8, Sunray Industrial Centre, 1/F
610 Cha Kwo Ling Road, Kowloon
Tel: 23489211-4 Fax: (852) 27727666

PROJECT :
PROPOSED RESIDENTIAL DEVELOPMENT AT NEW KOWLOON INLAND LOT. NO.6552

TITLE :
FULL PLAN LAYOUT FOR TOWER 1/2/3 (2/F-31/F) (TYPICAL)

JOB NO. : J-857
DRAWN BY : Asing DATE : 2021-11-05
CHKD BY : SCALE A1: A3: 1:175
DWG. NO. : J857-PW-1001 REV. : F



TOWER 1
32/F PLAN

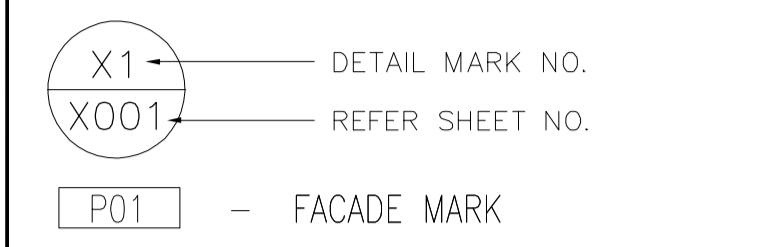
TOWER 2
32/F PLAN

TOWER 3
32/F PLAN

PRECAST ALUM. WINDOW LAYOUT PLAN

B.D. REF :
F.S.D. REF :
Note :
1. All dimensions are in mm.
2. All elevations are viewed from outside.
3. All dimensions to be verified on site before fabrication.

GENERAL NOTES
Legend :
1. F.F.L.-- Finished Floor Level
2. S.F.L.-- Structural Floor Level
3. (R) -- Reversed Detail



NO.	DATE	REVISED	BY
C	01.03.2022	BY ARCHITECT COMMENT	AN
B	16.12.2021	BY ARCHITECT COMMENT	AN
A	09.11.2021	BY ARCHITECT COMMENT	AN
-	05.11.2021	BY ARCHITECT COMMENT	AN

CLIENT :
MARBLE EDGE INVESTMENT LTD.

ARCHITECT :
RONALD LU & PARTNERS
ARCHITECTS | PLANNERS | INTERIOR DESIGNERS

STRUCTURAL ENGINEER :
CMA C M WONG & ASSOCIATES LTD
TEL: (852) 2022 1098
Email: cma@cma.com.hk

FACADE CONSULTANT :
Inhabit Inhabit Group Hong Kong
http://www.inhabitgroup.com

美特鋁質有限公司
MIDI ALUMINIUM FABRICATOR LTD.
Units 6-8, Sunray Industrial Centre, 1/F
610 Cha Kwo Ling Road, Kowloon
Tel: 23489211-4 Fax: (852) 27727666

PROJECT :
PROPOSED RESIDENTIAL DEVELOPMENT AT NEW KOWLOON INLAND LOT. NO.6552

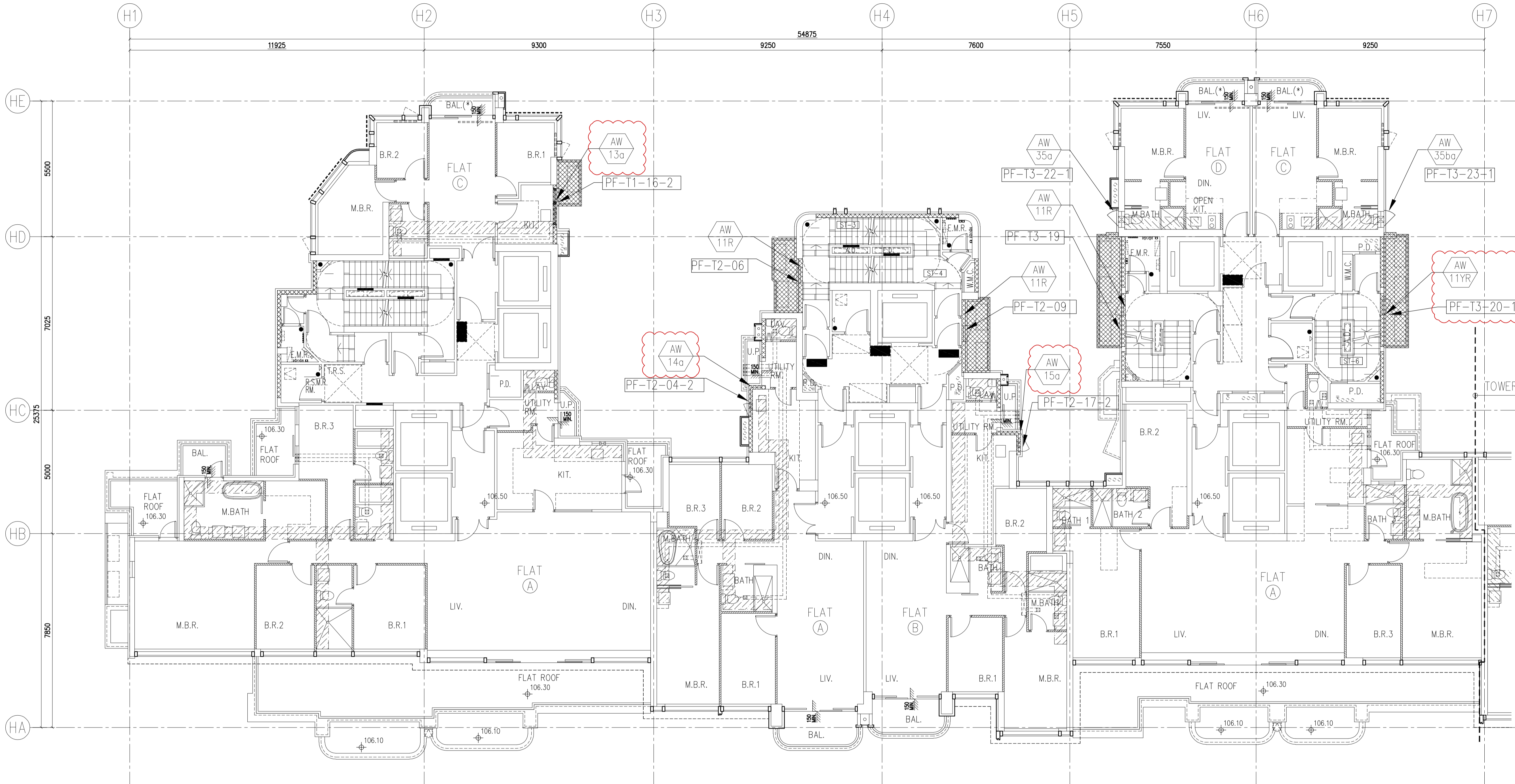
TITLE :
FULL PLAN LAYOUT FOR TOWER 1/2/3 (32/F)

JOB NO. : J-857

DRAWN BY : Asing DATE : 2021-11-05

CHKD BY : SCALE A1: A3: 1:175

DWG. NO. : J857-PW-1001a REV. : C



TOWER 1
33/F PLAN

TOWER 2
33/F PLAN

TOWER 3
33/F PLAN

PRECAST ALUM. WINDOW LAYOUT PLAN

B.D. REF :
F.S.D. REF :
Note :
1.All dimensions are in mm.
2.All elevations are viewed from outside.
3.All dimensions to be verified on site before fabrication.

GENERAL NOTES
Legend :
1. F.F.L.-- Finished Floor Level
2. S.F.L.-- Structural Floor Level
3. /R -- Reversed Detail

X1 -- DETAIL MARK NO.
X001 -- REFER SHEET NO.

NO.	DATE	REVISED	BY
D	01.03.2022	BY ARCHITECT COMMENT	AN
C	05.11.2021	BY ARCHITECT COMMENT	AN
B	29.10.2021	BY ARCHITECT COMMENT	AN
A	04.10.2021	BY ARCHITECT COMMENT	AN
-	30.08.2021	BY ARCHITECT COMMENT	AN

CLIENT :
MARBLE EDGE INVESTMENT LTD.

ARCHITECT :
RONALD LU & PARTNERS
ARCHITECTS | PLANNERS | INTERIOR DESIGNERS

STRUCTURAL ENGINEER :
CMA C M WONG & ASSOCIATES LTD
TEL: (852) 2622 1088
Email: cma@cma.com.hk

FAÇADE CONSULTANT :
Inhabit Inhabit Group Hong Kong
http://www.inhabitgroup.com

美特鋁質有限公司
MIDI ALUMINIUM FABRICATOR LTD.
Units 6-8, Sunray Industrial Centre, 1/F
610 Cha Kwo Ling Road, Kowloon
Tel:23489211-4 Fax:(852)27727666

PROJECT :
PROPOSED RESIDENTIAL DEVELOPMENT AT NEW KOWLOON INLAND LOT. NO.6552

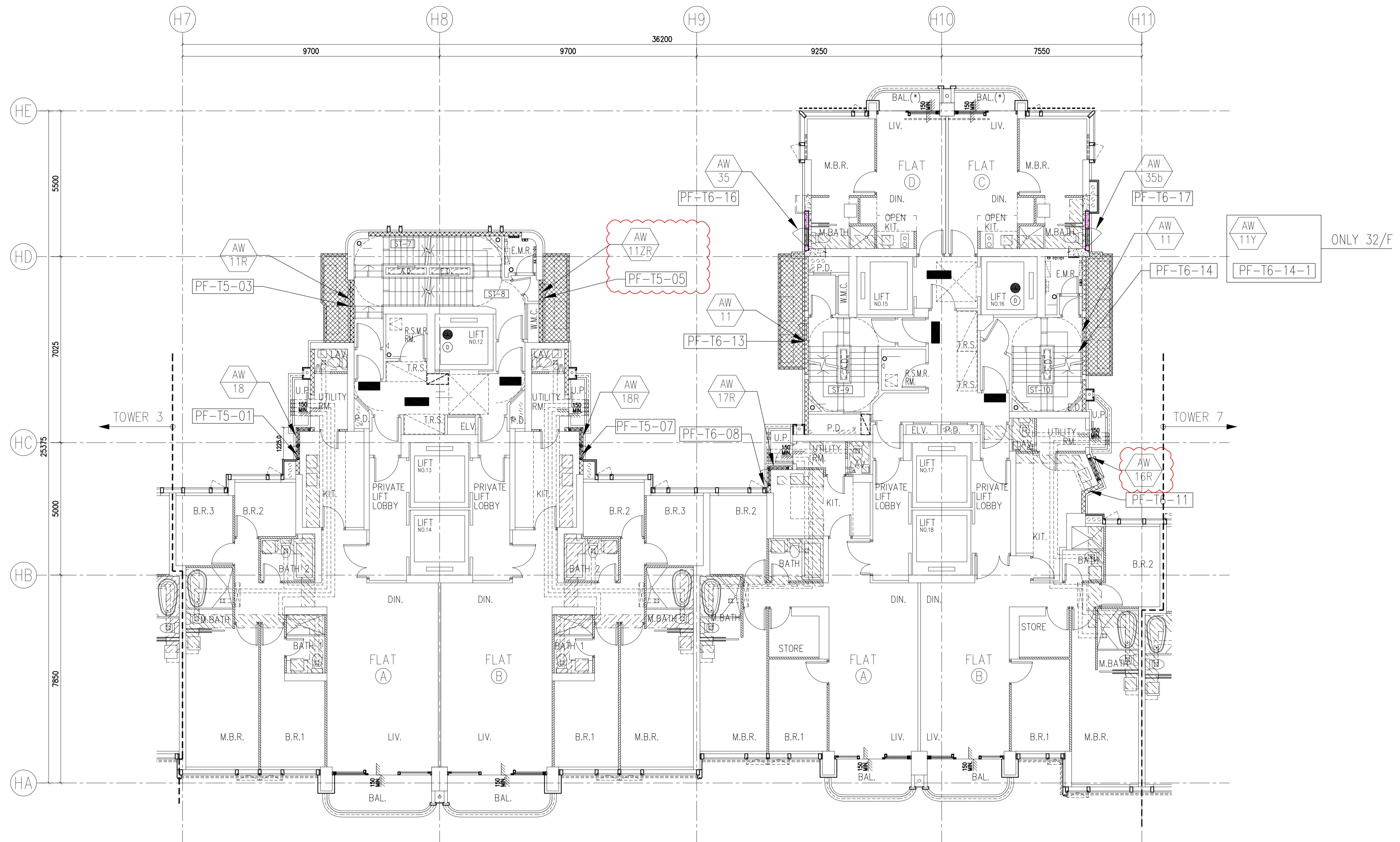
TITLE :
FULL PLAN LAYOUT FOR TOWER 1/2/3 (33/F)

JOB NO. : J-857

DRAWN BY : Asing DATE : 2021-11-05

CHKD BY : SCALE A1: A3: 1:175

DWG. NO. : J857-PW-1002 REV. : D

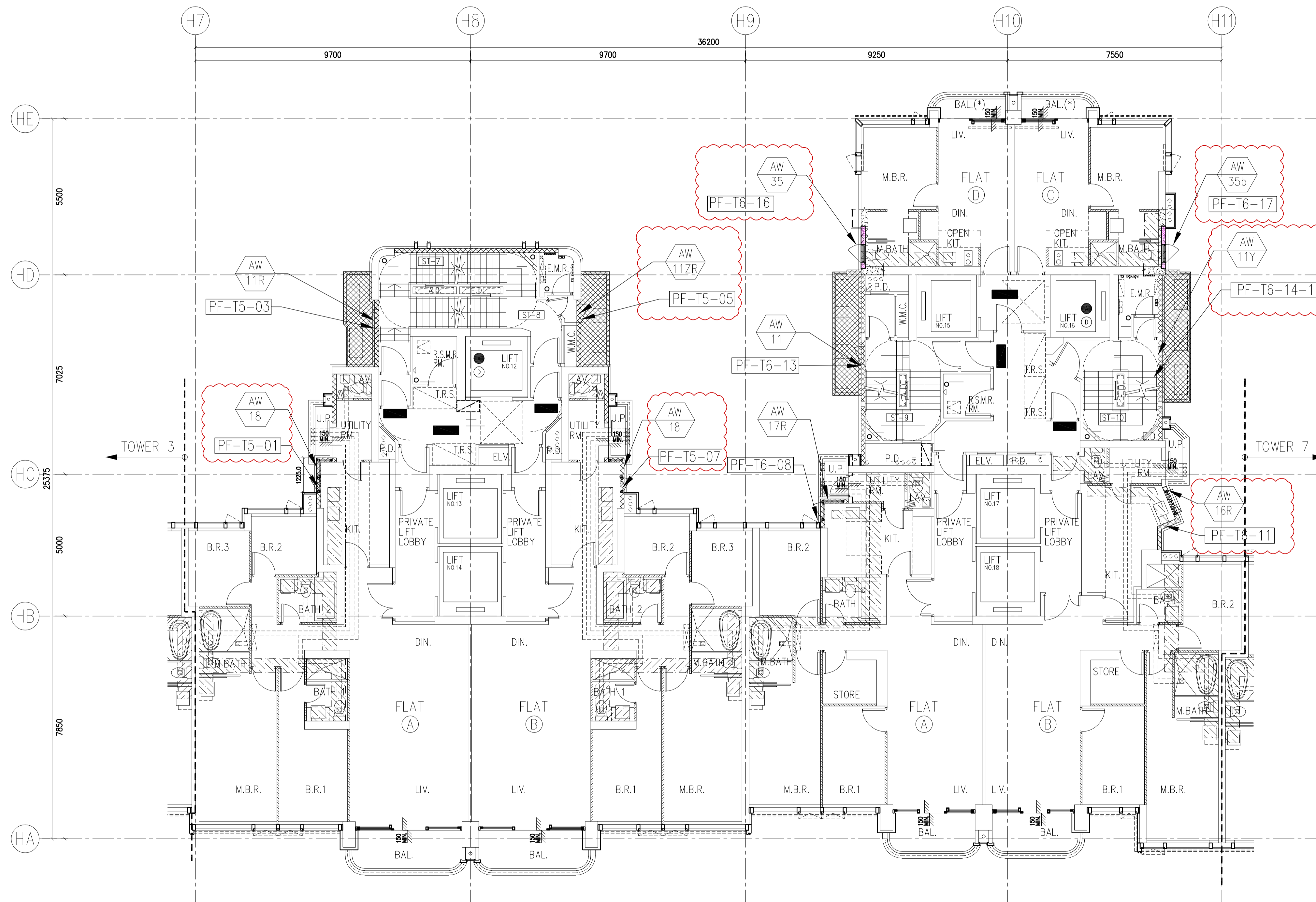


TOWER 5
2/F - 31/F PLAN
(26 STOREYS)

TOWER 6
2/F - 31/F PLAN
(26 STOREYS)

PRECAST ALUM. WINDOW LAYOUT PLAN

B.D. REF :																																			
F.S.D. REF :																																			
Note :																																			
1. All dimensions are in mm.																																			
2. All elevations are viewed from outside.																																			
3. All dimensions to be verified on site before fabrication.																																			
GENERAL NOTES																																			
Legend :																																			
1. F.F.L.-- Finished Floor Level																																			
2. S.F.L.-- Structural Floor Level																																			
3. (R) -- Reversed Detail																																			
X1		DETAIL MARK NO.																																	
X001		REFER SHEET NO.																																	
<table border="1"> <tr> <td>F</td> <td>01.03.2022</td> <td>BY ARCHITECT COMMENT</td> <td>AN</td> </tr> <tr> <td>E</td> <td>16.12.2021</td> <td>BY ARCHITECT COMMENT</td> <td>AN</td> </tr> <tr> <td>D</td> <td>09.11.2021</td> <td>BY ARCHITECT COMMENT</td> <td>AN</td> </tr> <tr> <td>C</td> <td>05.11.2021</td> <td>BY ARCHITECT COMMENT</td> <td>AN</td> </tr> <tr> <td>B</td> <td>29.10.2021</td> <td>BY ARCHITECT COMMENT</td> <td>AN</td> </tr> <tr> <td>A</td> <td>04.10.2021</td> <td>BY ARCHITECT COMMENT</td> <td>AN</td> </tr> <tr> <td>-</td> <td>30.08.2021</td> <td>BY ARCHITECT COMMENT</td> <td>AN</td> </tr> <tr> <td>NO.</td> <td>DATE</td> <td>REVISED</td> <td>BY</td> </tr> </table>				F	01.03.2022	BY ARCHITECT COMMENT	AN	E	16.12.2021	BY ARCHITECT COMMENT	AN	D	09.11.2021	BY ARCHITECT COMMENT	AN	C	05.11.2021	BY ARCHITECT COMMENT	AN	B	29.10.2021	BY ARCHITECT COMMENT	AN	A	04.10.2021	BY ARCHITECT COMMENT	AN	-	30.08.2021	BY ARCHITECT COMMENT	AN	NO.	DATE	REVISED	BY
F	01.03.2022	BY ARCHITECT COMMENT	AN																																
E	16.12.2021	BY ARCHITECT COMMENT	AN																																
D	09.11.2021	BY ARCHITECT COMMENT	AN																																
C	05.11.2021	BY ARCHITECT COMMENT	AN																																
B	29.10.2021	BY ARCHITECT COMMENT	AN																																
A	04.10.2021	BY ARCHITECT COMMENT	AN																																
-	30.08.2021	BY ARCHITECT COMMENT	AN																																
NO.	DATE	REVISED	BY																																
CLIENT :																																			
MARBLE EDGE INVESTMENT LTD.																																			
ARCHITECT :																																			
RONALD LU & PARTNERS ARCHITECTS PLANNERS INTERIOR DESIGNERS																																			
STRUCTURAL ENGINEER :																																			
CMA C M WONG & ASSOCIATES LTD <small>TEL: (852) 2022 1098 Email: cma@cma.com.hk</small>																																			
FACADE CONSULTANT :																																			
Inhabit Inhabit Group Hong Kong <small>http://www.inhabitgroup.com</small>																																			
美特鋁質有限公司 MIDI ALUMINIUM FABRICATOR LTD. Units 6-8, Sunray Industrial Centre, 1/F 610 Cha Kwo Ling Road, Kowloon Tel: 23489211-4 Fax: (852) 27727666																																			
PROJECT :																																			
PROPOSED RESIDENTIAL DEVELOPMENT AT NEW KOWLOON INLAND LOT. NO.6552																																			
TITLE :																																			
FULL PLAN LAYOUT FOR TOWER 5/6 (2/F-31/F) (TYPICAL)																																			
JOB NO. :		J-857																																	
DRAWN BY :		Asing																																	
DATE :		2021-11-05																																	
CHKD BY :		SCALE																																	
		A1: 1:175																																	
		A3: 1:175																																	
DWG. NO. :			J857-PW-1003																																
REV. :			F																																



TOWER 5
32/F PLAN

TOWER 6
32/F PLAN

PRECAST ALUM. WINDOW LAYOUT PLAN

B.D. REF :
 F.S.D. REF :
 Note :
 1. All dimensions are in mm.
 2. All elevations are viewed from outside.
 3. All dimensions to be verified on site before fabrication.

GENERAL NOTES

Legend :
 1. F.F.L.-- Finished Floor Level
 2. S.F.L.-- Structural Floor Level
 3. (R) -- Reversed Detail

X1 -- DETAIL MARK NO.
 X001 -- REFER SHEET NO.

C	01.03.2022	BY ARCHITECT COMMENT	AN
B	16.12.2021	BY ARCHITECT COMMENT	AN
A	09.11.2021	BY ARCHITECT COMMENT	AN
-	05.11.2021	BY ARCHITECT COMMENT	AN
NO.	DATE	REVISED	BY

CLIENT :
MARBLE EDGE INVESTMENT LTD.

ARCHITECT :
RONALD LU & PARTNERS
 ARCHITECTS | PLANNERS | INTERIOR DESIGNERS

STRUCTURAL ENGINEER :
CMA C M WONG & ASSOCIATES LTD
 TEL: (852) 2402 1098
 Email: cma@cma.com.hk

FACADE CONSULTANT :
Inhabit Inhabit Group Hong Kong
<http://www.inhabitgroup.com>

美特鋁質有限公司
 MIDI ALUMINIUM FABRICATOR LTD.
 Units 6-8, Sunray Industrial Centre, 1/F
 610 Cha Kwo Ling Road, Kowloon
 Tel: 23489211-4 Fax: (852) 27727666

PROJECT :
PROPOSED RESIDENTIAL DEVELOPMENT AT NEW KOWLOON INLAND LOT. NO.6552

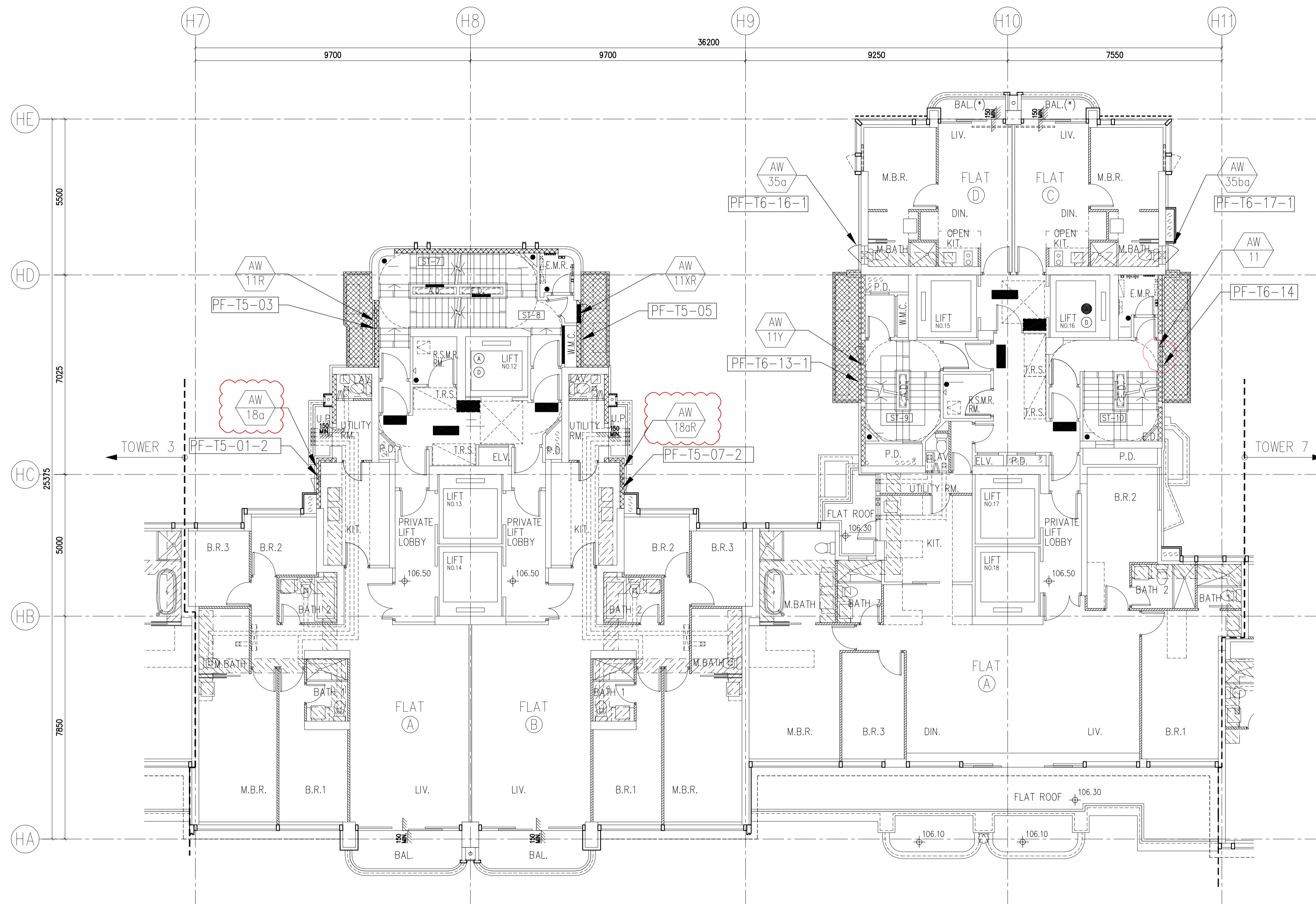
TITLE :
 FULL PLAN LAYOUT FOR TOWER 5/6 (32/F)

JOB NO. : J-857

DRAWN BY : Asing DATE : 2021-11-05

CHKD BY : SCALE A1: A3: 1:175

DWG. NO. : J857-PW-1003a REV. : C



TOWER 5
33/F PLAN

TOWER 6
33/F PLAN

PRECAST ALUM. WINDOW LAYOUT PLAN

B.D. REF :
 F.S.D. REF :
 Note :
 1. All dimensions are in mm.
 2. All elevations are viewed from outside.
 3. All dimensions to be verified on site before fabrication.

GENERAL NOTES

Legend :
 1. F.F.L.-- Finished Floor Level
 2. S.F.L.-- Structural Floor Level
 3. (R) -- Reversed Detail

X1 -- DETAIL MARK NO.
 X001 -- REFER SHEET NO.

D.	01.03.2022	BY ARCHITECT COMMENT	AN
C.	05.11.2021	BY ARCHITECT COMMENT	AN
B.	29.10.2021	BY ARCHITECT COMMENT	AN
A.	04.10.2021	BY ARCHITECT COMMENT	AN
-	30.08.2021	BY ARCHITECT COMMENT	AN
NO.	DATE	REVISED	BY

CLIENT :
MARBLE EDGE INVESTMENT LTD.

ARCHITECT :
RONALD LU & PARTNERS
 ARCHITECTS | PLANNERS | INTERIOR DESIGNERS

STRUCTURAL ENGINEER :
CMA C M WONG & ASSOCIATES LTD
 TEL: (852) 2622 1098
 Email: cma@cma.com.hk

FACADE CONSULTANT :
Inhabit Inhabit Group Hong Kong
<http://www.inhabitgroup.com>

美特鋁質有限公司
 MIDI ALUMINIUM FABRICATOR LTD.
 Units 6-8, Sunray Industrial Centre, 1/F
 610 Cha Kwo Ling Road, Kowloon
 Tel: 23489211-4 Fax: (852) 27727666

PROJECT :
PROPOSED RESIDENTIAL DEVELOPMENT AT NEW KOWLOON INLAND LOT. NO.6552

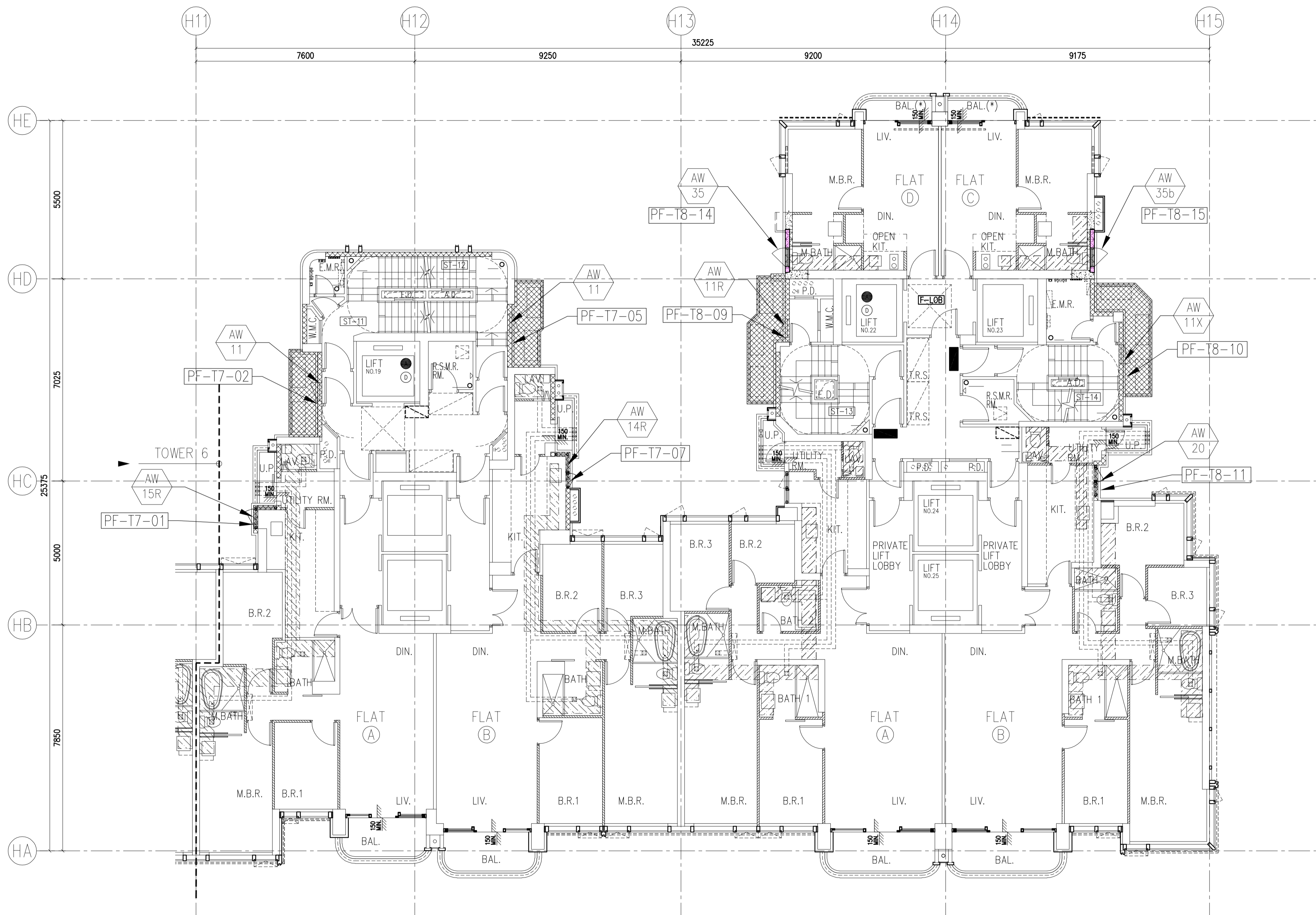
TITLE :
 FULL PLAN LAYOUT FOR TOWER 5/6 (33/F)

JOB NO. : J-857

DRAWN BY : Asing DATE : 2021-11-05

CHKD BY : SCALE A1: A3: 1:175

DWG. NO. : **J857-PW-1004** REV. : D



TOWER 7
5/F - 29/F PLAN
(22 STOREYS)

TOWER 8
5/F - 29/F PLAN
(22 STOREYS)

PRECAST ALUM. WINDOW LAYOUT PLAN

B.D. REF :

F.S.D. REF :

Note :

1. All dimensions are in mm.
2. All elevations are viewed from outside.
3. All dimensions to be verified on site before fabrication.

GENERAL NOTES

Legend :

1. F.F.L.-- Finished Floor Level
2. S.F.L.-- Structural Floor Level
3. (R) -- Reversed Detail



NO.	DATE	REVISED	BY
F	01.03.2022	BY ARCHITECT COMMENT	AN
E	16.12.2021	BY ARCHITECT COMMENT	AN
D	09.11.2021	BY ARCHITECT COMMENT	AN
C	05.11.2021	BY ARCHITECT COMMENT	AN
B	29.10.2021	BY ARCHITECT COMMENT	AN
A	04.10.2021	BY ARCHITECT COMMENT	AN
-	30.08.2021	BY ARCHITECT COMMENT	AN

CLIENT :

MARBLE EDGE INVESTMENT LTD.

ARCHITECT :



STRUCTURAL ENGINEER :



FACADE CONSULTANT :



Units 6-8, Sunray Industrial Centre, 1/F
610 Cha Kwo Ling Road, Kowloon
Tel: 23489211-4 Fax: (852) 27727666

PROJECT :

PROPOSED RESIDENTIAL DEVELOPMENT AT NEW KOWLOON INLAND LOT. NO.6552

TITLE :

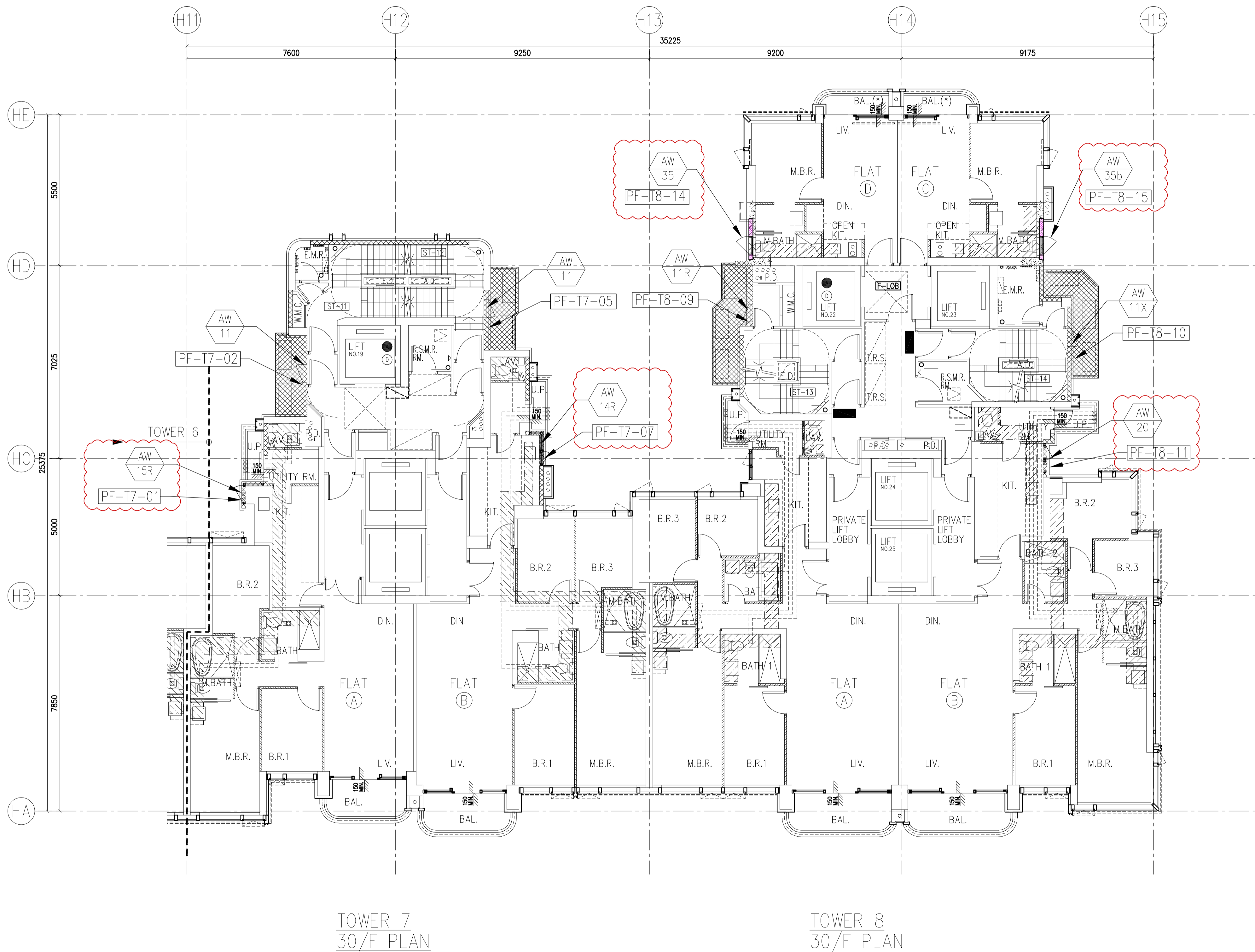
FULL PLAN LAYOUT FOR TOWER 7/8 (5/F-29/F) (TYPICAL)

JOB NO. : J-857

DRAWN BY : Asing DATE : 2021-11-05

CHKD BY : SCALE A1: A3: 1:175

DWG. NO. : J857-PW-1005 REV. : F



PRECAST ALUM. WINDOW LAYOUT PLAN

B.D. REF :
 F.S.D. REF :
 Note :
 1.All dimensions are in mm.
 2.All elevations are viewed from outside.
 3.All dimensions to be verified on site before fabrication.

GENERAL NOTES

Legend :
 1. F.F.L.-- Finished Floor Level
 2. S.F.L.-- Structural Floor Level
 3. (R) -- Reversed Detail

X1 -- DETAIL MARK NO.
 X001 -- REFER SHEET NO.

C	01.03.2022	BY ARCHITECT COMMENT	AN
B	16.12.2021	BY ARCHITECT COMMENT	AN
A	09.11.2021	BY ARCHITECT COMMENT	AN
-	05.11.2021	BY ARCHITECT COMMENT	AN
NO.	DATE	REVISED	BY

CLIENT :
MARBLE EDGE INVESTMENT LTD.

ARCHITECT :
RONALD LU & PARTNERS
 ARCHITECTS | PLANNERS | INTERIOR DESIGNERS

STRUCTURAL ENGINEER :
CMA C M WONG & ASSOCIATES LTD
 TEL: (852) 2622 1098
 Email: cma@cma.com.hk

FAÇADE CONSULTANT :
Inhabit Inhabit Group Hong Kong
<http://www.inhabitgroup.com>

美特鋁質有限公司
 MIDI ALUMINIUM FABRICATOR LTD.
 Units 6-8, Sunray Industrial Centre, 1/F
 610 Cha Kwo Ling Road, Kowloon
 Tel:23489211-4 Fax:(852)27727666

PROJECT :
PROPOSED RESIDENTIAL DEVELOPMENT AT NEW KOWLOON INLAND LOT. NO.6552

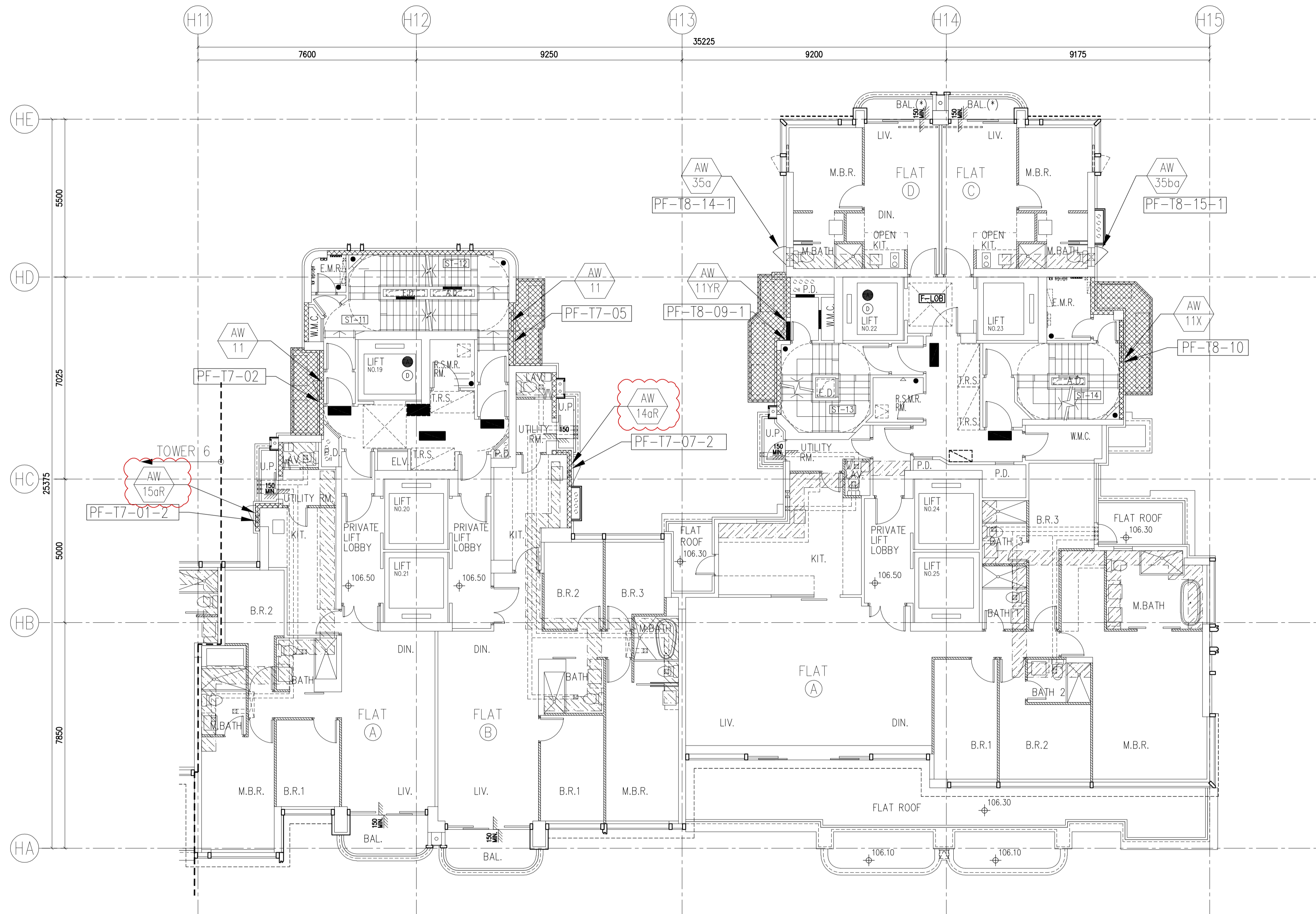
TITLE :
 FULL PLAN LAYOUT FOR TOWER 7/8 (30/F)

JOB NO. : J-857

DRAWN BY : Asing DATE : 2021-11-05

CHKD BY : SCALE A1: A3: 1:175

DWG. NO. : J857-PW-1005a REV. : C



TOWER 7
31/F PLAN

TOWER 8
31/F PLAN

PRECAST ALUM. WINDOW LAYOUT PLAN

B.D. REF :

F.S.D. REF :

Note :

1. All dimensions are in mm.
2. All elevations are viewed from outside.
3. All dimensions to be verified on site before fabrication.

GENERAL NOTES

Legend :

1. F.F.L.-- Finished Floor Level
2. S.F.L.-- Structural Floor Level
3. (R) -- Reversed Detail



NO.	DATE	REVISED	BY
D	01.03.2022	BY ARCHITECT COMMENT	AN
C	05.11.2021	BY ARCHITECT COMMENT	AN
B	29.10.2021	BY ARCHITECT COMMENT	AN
A	04.10.2021	BY ARCHITECT COMMENT	AN
-	30.08.2021	BY ARCHITECT COMMENT	AN

CLIENT :

MARBLE EDGE INVESTMENT LTD.

ARCHITECT :



STRUCTURAL ENGINEER :



FACADE CONSULTANT :



Units 6-8, Sunray Industrial Centre, 1/F
610 Cha Kwo Ling Road, Kowloon
Tel: 23489211-4 Fax: (852) 27727666

PROJECT :

PROPOSED RESIDENTIAL DEVELOPMENT AT NEW KOWLOON INLAND LOT. NO.6552

TITLE :

FULL PLAN LAYOUT FOR TOWER 7/8 (31/F)

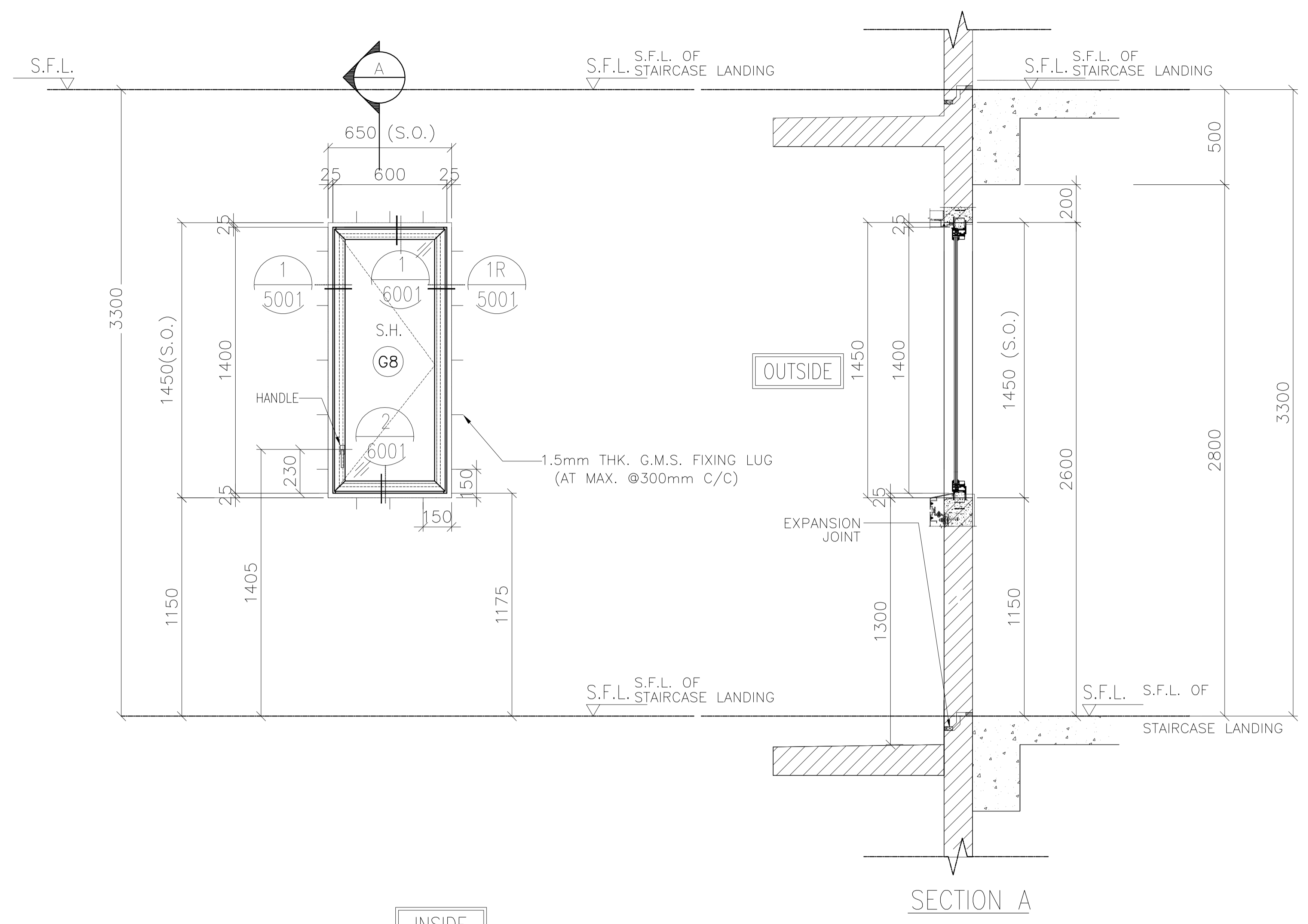
JOB NO. : J-857

DRAWN BY : Asing DATE : 2021-11-05

CHKD BY : SCALE A1: A3: 1:175

DWG. NO. : J857-PW-1006 REV. : D

ELEVATION



PRECAST FACADE MARK	QTY.	LOCATION		
		TOWER	FLAT	FLOOR MARK
PF-T7-02	24	T7	FLAT A	5/F-31/F
PF-T6-13	27	T6	FLAT A	2/F-32/F
PF-T6-14	27	T6	FLAT B	2/F-31/F;33/F
PF-T7-05	24	T6	FLAT B	5/F-31/F
TOTAL	102			

OPENABLE AREA	GLAZING AREA
0.708	0.641

WINDOW MARK
AW
11

SECTION : 65mm ALUM. SECTION

QTY.

LOCATION : TOWER A/C PLATFORM

GLAZING : 6mm FT CLEAR +1.52PVB + 6mm FT CLEAR LAMINATED GLASS (G8)/12mm THK. CLEAR TEMPERED GLASS(GB0)

REMARK :

B.D. REF :
F.S.D. REF :
Note :
1.All dimensions are in mm.
2.All elevations are viewed from outside.
3.All dimensions to be verified on site before fabrication.

GENERAL NOTES

Legend :
1. F.F.L.-- Finished Floor Level
2. S.F.L.-- Structural Floor Level
3. (R) -- Reversed Detail

X1 -- DETAIL MARK NO.
X001 -- REFER SHEET NO.

NO.	DATE	REVISED	BY
F	11.01.2022	BY ARCHITECT COMMENT	AN
E	03.01.2022	BY ARCHITECT COMMENT	AN
D	05.11.2021	BY ARCHITECT COMMENT	AN
C	29.10.2021	BY ARCHITECT COMMENT	AN
B	22.10.2021	BY ARCHITECT COMMENT	AN
A	04.10.2021	BY ARCHITECT COMMENT	AN
-	30.08.2021	BY ARCHITECT COMMENT	AN

CLIENT :
MARBLE EDGE INVESTMENT LTD.

ARCHITECT :
RONALD LU & PARTNERS
ARCHITECTS | PLANNERS | INTERIOR DESIGNERS

STRUCTURAL ENGINEER :
CMA C-M WONG & ASSOCIATES LTD
TEL: 8522 202 1098

FACADE CONSULTANT :
Inhabit Inhabit Group Hong Kong
http://www.inhabitgroup.com

美特鋁質有限公司
MIDI ALUMINIUM FABRICATOR LTD.
Units 6-8, Sunray Industrial Centre, 1/F
610 Cha Kwo Ling Road, Kowloon
Tel:23489211-4 Fax:(852)27727666

PROJECT :
PROPOSED RESIDENTIAL DEVELOPMENT AT NEW KOWLOON INLAND LOT. NO.6552

TITLE :
WINDOW SCHEDULE FOR PRECAST ALUM. WINDOW

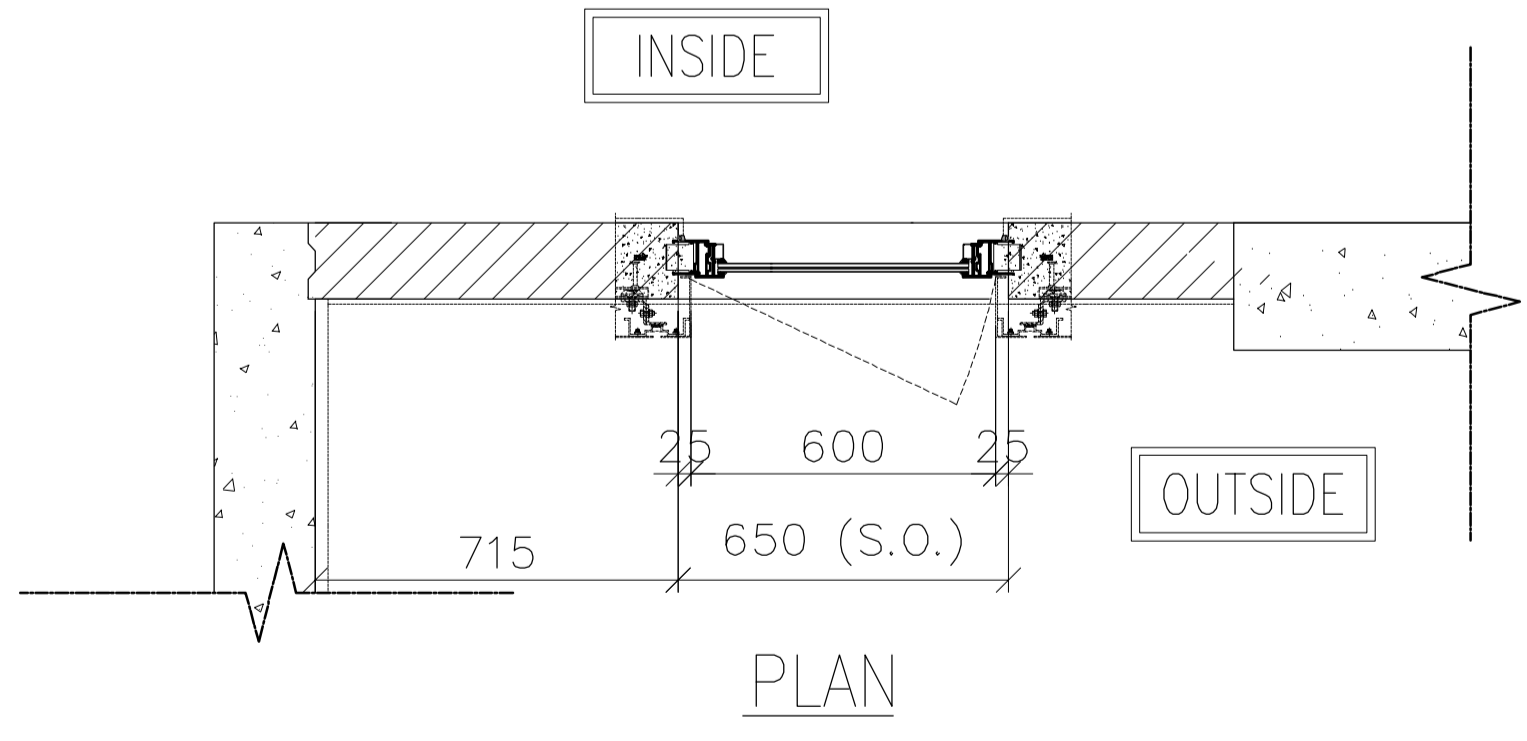
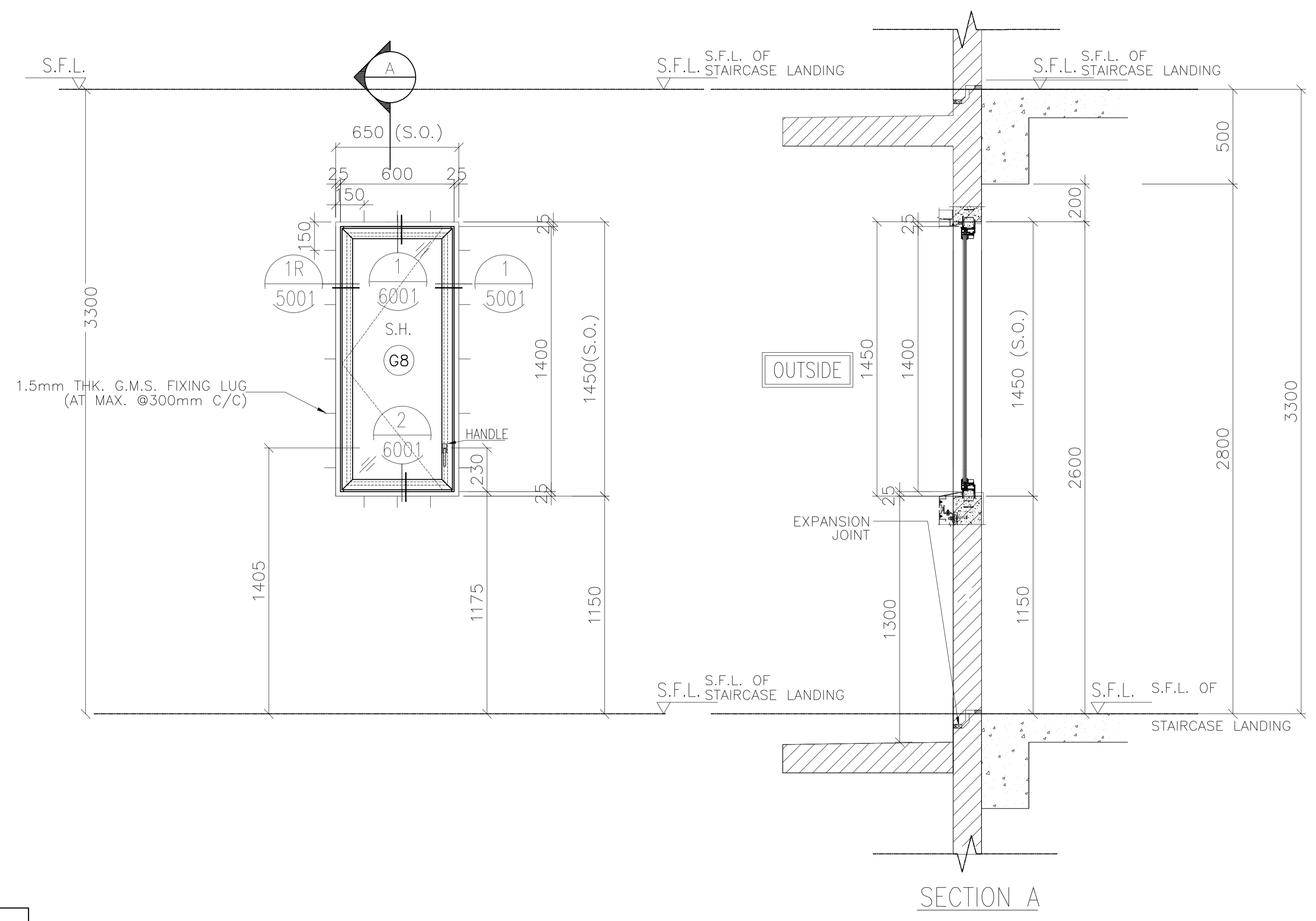
JOB NO. : J-857

DRAWN BY : Asing DATE : 05/11/2021

CHKD BY : SCALE A1: 1:30 A3: 1:30

DWG. NO. : J857-PW-2001 REV. : F

ELEVATION



OPENABLE AREA	GLAZING AREA
0.708	0.641

PRECAST FACADE MARK	QTY.	LOCATION		
		TOWER	FLAT	FLOOR MARK
PF-T2-06	28	T2	FLAT A	2/F-33/F
PF-T2-09	28	T2	FLAT B	2/F-33/F
PF-T3-19	27	T3	FLAT A	2/F-31,33/F
PF-T3-20	27	T3	FLAT B	2/F-32/F
PF-T5-03	28	T5	FLAT A	2/F-33/F
PF-T8-09	23	T8	FLAT A	5/F-30/F
TOTAL	163			

WINDOW MARK
AW
11R

SECTION : 65mm ALUM. SECTION

QTY.

LOCATION : TOWER A/C PLATFORM

GLAZING : 6mm FT CLEAR +1.52PVB + 6mm FT CLEAR LAMINATED GLASS (G8)/12mm THK. CLEAR TEMPERED GLASS(GB0)

REMARK :

B.D. REF :
F.S.D. REF :
Note :
1.All dimensions are in mm.
2.All elevations are viewed from outside.
3.All dimensions to be verified on site before fabrication.

GENERAL NOTES
Legend :
1. F.F.L.-- Finished Floor Level
2. S.F.L.-- Structural Floor Level
3. (R) -- Reversed Detail

X1 -- DETAIL MARK NO.
X001 -- REFER SHEET NO.

NO.	DATE	REVISED	BY
D	11.01.2022	BY ARCHITECT COMMENT	AN
C	03.01.2022	BY ARCHITECT COMMENT	AN
B	05.11.2021	BY ARCHITECT COMMENT	AN
A	29.10.2021	BY ARCHITECT COMMENT	AN
-	22.10.2021	BY ARCHITECT COMMENT	AN

CLIENT :
MARBLE EDGE INVESTMENT LTD.

ARCHITECT :
RONALD LU & PARTNERS
ARCHITECTS | PLANNERS | INTERIOR DESIGNERS

STRUCTURAL ENGINEER :
CMA C-M WONG & ASSOCIATES LTD
TEL: 852 2502 1098

FACADE CONSULTANT :
Inhabit Inhabit Group Hong Kong
http://www.inhabitgroup.com

美特鋁質有限公司
MIDI ALUMINIUM FABRICATOR LTD.
Units 6-8, Sunray Industrial Centre, 1/F
610 Cha Kwo Ling Road, Kowloon
Tel:23489211-4 Fax:(852)27727666

PROJECT :
PROPOSED RESIDENTIAL DEVELOPMENT AT NEW KOWLOON INLAND LOT. NO.6552

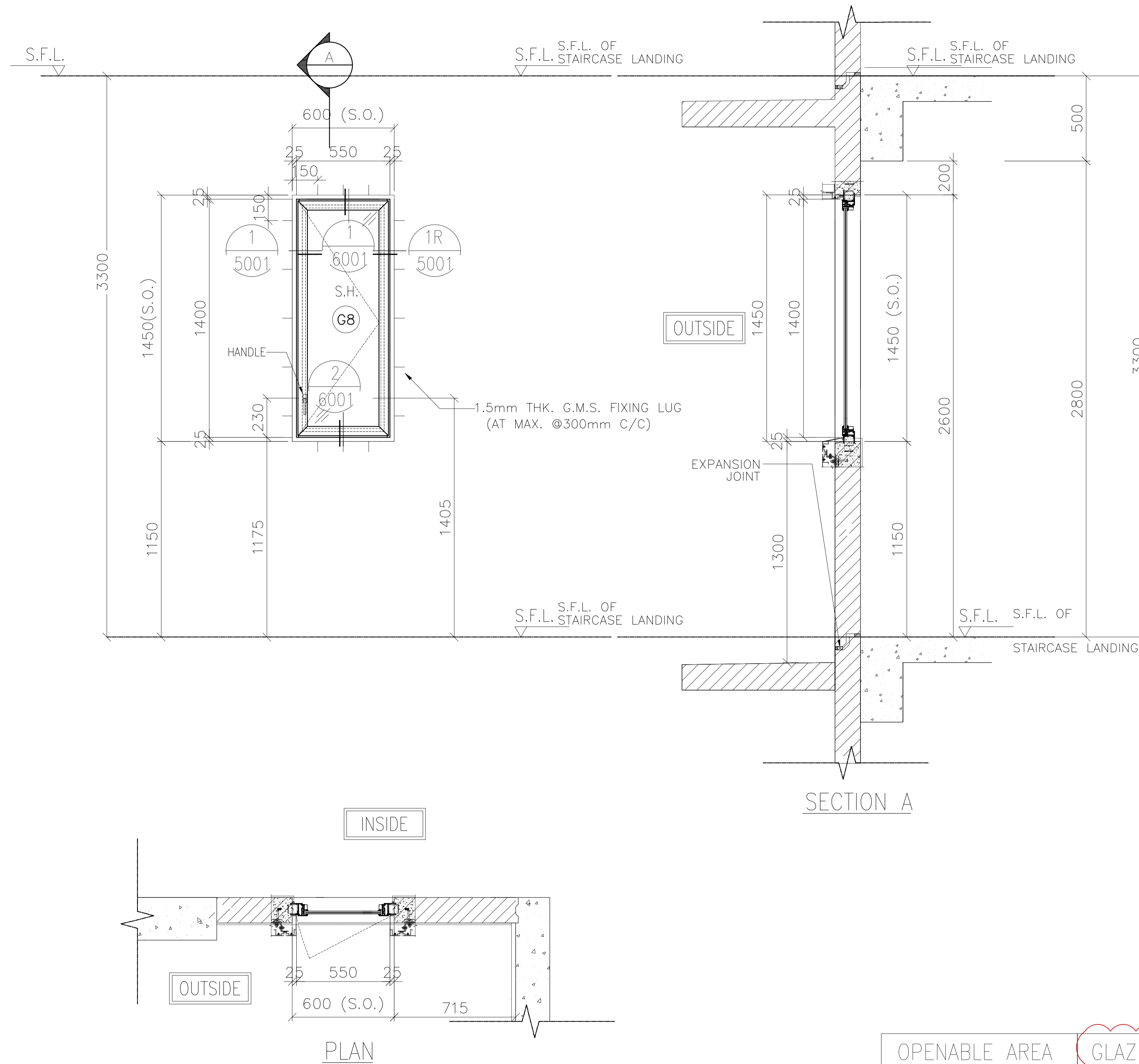
TITLE :
WINDOW SCHEDULE FOR PRECAST ALUM. WINDOW

JOB NO. : J-857

DRAWN BY : Asing DATE : 05/11/2021

CHKD BY : SCALE A1: 1:30 A3: 1:30

DWG. NO. : J857-PW-2001a REV. : D



B.D. REF :
 F.S.D. REF :
 Note :
 1.All dimensions are in mm.
 2.All elevations are viewed from outside.
 3.All dimensions to be verified on site before fabrication.

GENERAL NOTES
 Legend :
 1. F.F.L.-- Finished Floor Level
 2. S.F.L.-- Structural Floor Level
 3. (R) -- Reversed Detail

X1 -- DETAIL MARK NO.
 X001 -- REFER SHEET NO.

NO.	DATE	REVISED	BY
C	11.01.2022	BY ARCHITECT COMMENT	AN
B	03.01.2022	BY ARCHITECT COMMENT	AN
A	05.11.2021	BY ARCHITECT COMMENT	AN
-	29.10.2021	BY ARCHITECT COMMENT	AN

CLIENT :
MARBLE EDGE INVESTMENT LTD.

ARCHITECT :
RONALD LU & PARTNERS
 ARCHITECTS | PLANNERS | INTERIOR DESIGNERS

STRUCTURAL ENGINEER :
CMA C-M WONG & ASSOCIATES LTD
 TEL: 852 2502 1098

FACADE CONSULTANT :
Inhabit Inhabit Group Hong Kong
<http://www.inhabitgroup.com>

美特鋁質有限公司
 MIDI ALUMINIUM FABRICATOR LTD.
 Units 6-8, Sunray Industrial Centre, 1/F
 610 Cha Kwo Ling Road, Kowloon
 Tel:23489211-4 Fax:(852)27727666

PROJECT :
PROPOSED RESIDENTIAL DEVELOPMENT AT NEW KOWLOON INLAND LOT. NO.6552

TITLE :
 WINDOW SCHEDULE FOR PRECAST ALUM. WINDOW

JOB NO. : J-857

DRAWN BY : Asing DATE : 05/11/2021

CHKD BY : SCALE A1: 1:30 A3: 1:30

DWG. NO. : J857-PW-2001b REV. : C

ELEVATION	PRECAST FACADE MARK	QTY.	LOCATION		
			TOWER	FLAT	FLOOR MARK
	PF-T8-10	24	T8	FLAT B	5/F-31/F
	TOTAL	24			

OPENABLE AREA	0.642	GLAZING AREA	0.576
---------------	-------	--------------	-------

WINDOW MARK : **AW 11X**

SECTION : 65mm ALUM. SECTION

QTY. :

LOCATION : TOWER A/C PLATFORM

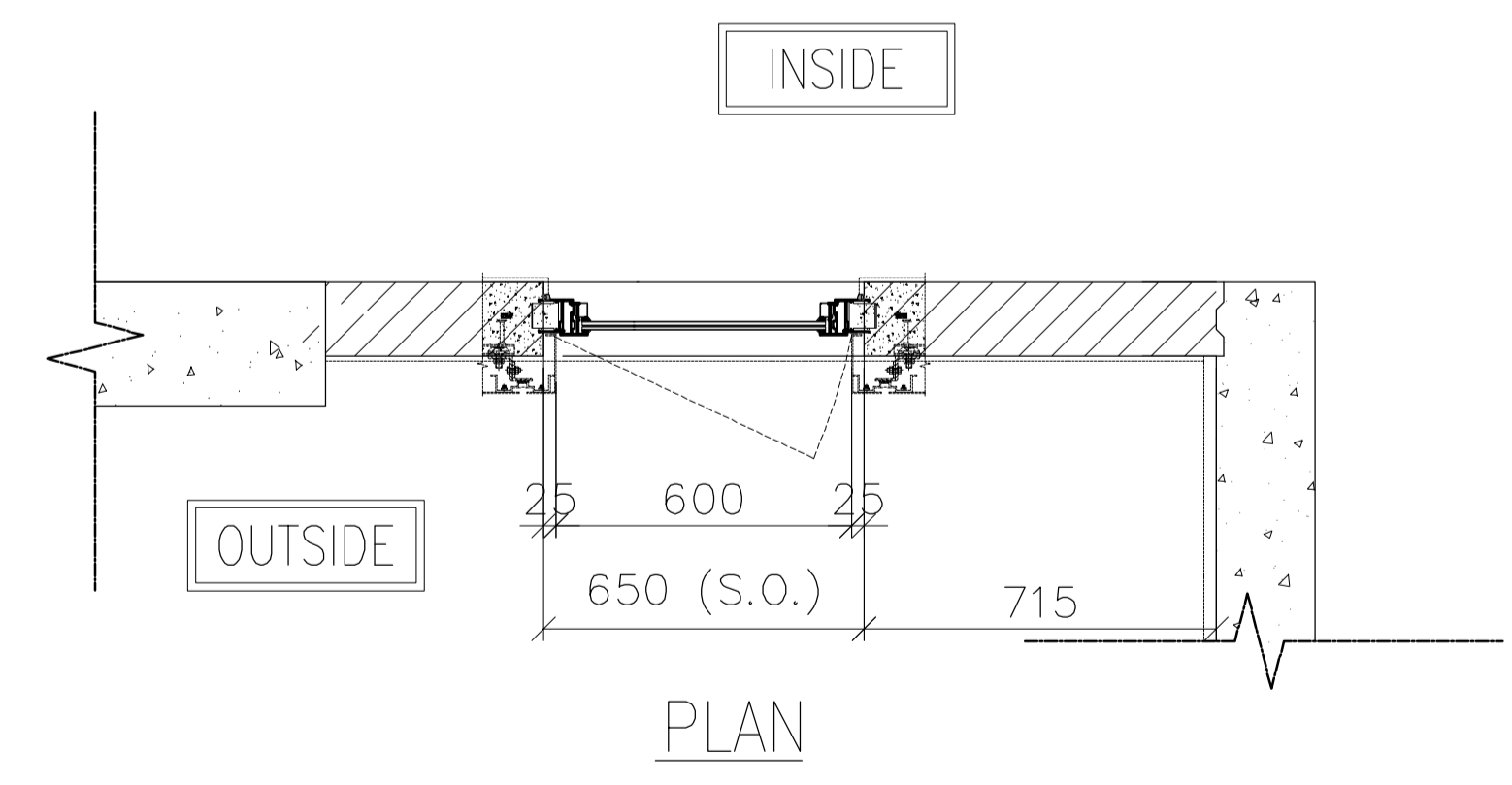
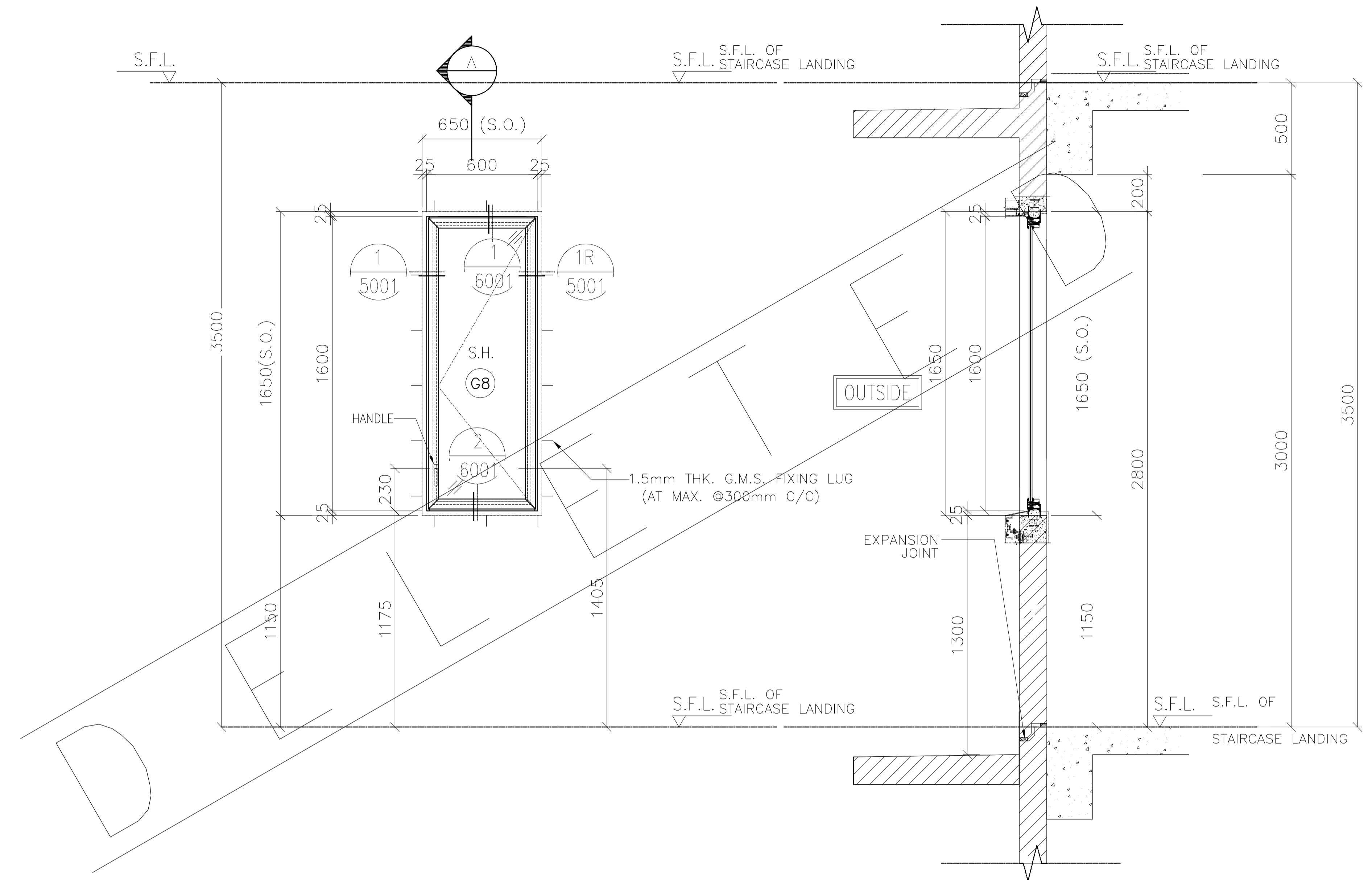
GLAZING : 6mm FT CLEAR +1.52PVB + 6mm FT CLEAR LAMINATED GLASS (G8)/12mm THK. CLEAR TEMPERED GLASS(GB0)

REMARK :

B.D. REF :
 F.S.D. REF :
 Note :
 1. All dimensions are in mm.
 2. All elevations are viewed from outside.
 3. All dimensions to be verified on site before fabrication.

GENERAL NOTES
 Legend :
 1. F.F.L.-- Finished Floor Level
 2. S.F.L.-- Structural Floor Level
 3. (R) -- Reversed Detail

X1 -- DETAIL MARK NO.
 X001 -- REFER SHEET NO.

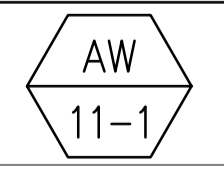


OPENABLE AREA	GLAZING AREA
0.815	0.739

ELEVATION

PRECAST FACADE MARK	QTY.	LOCATION		
		TOWER	FLAT	FLOOR MARK
PF-T7-02-1	1	T7	FLAT A	30/F
PF-T2-06-1	1	T2	FLAT A	32/F
PF-T2-09-1	1	T2	FLAT B	32/F
PF-T3-19-1	1	T3	FLAT A	32/F
PF-T3-20-1	1	T3	FLAT B	32/F
PF-T5-03-1	1	T5	FLAT A	32/F
PF-T8-09-1	1	T8	FLAT A	30/F
TOTAL	7			

WINDOW MARK



SECTION :

65mm ALUM. SECTION

QTY.

LOCATION :

TOWER A/C PLATFORM

GLAZING

6mm FT CLEAR +1.52PVB + 6mm FT CLEAR LAMINATED GLASS (G8)/12mm THK. CLEAR TEMPERED GLASS(GB0)

REMARK :

NO.	DATE	BY ARCHITECT COMMENT	AN
		REVISED	BY

CLIENT :
MARBLE EDGE INVESTMENT LTD.

ARCHITECT :
RONALD LU & PARTNERS
 ARCHITECTS | PLANNERS | INTERIOR DESIGNERS

STRUCTURAL ENGINEER :
CMA C-M WONG & ASSOCIATES LTD
 TEL: 852 2502 1098

FACADE CONSULTANT :
Inhabit Inhabit Group Hong Kong
<http://www.inhabitgroup.com>

美特鋁質有限公司
 MIDI ALUMINIUM FABRICATOR LTD.
 Units 6-8, Sunray Industrial Centre, 1/F
 610 Cha Kwo Ling Road, Kowloon
 Tel: 23489211-4 Fax: (852) 27727666

PROJECT :
PROPOSED RESIDENTIAL DEVELOPMENT AT NEW KOWLOON INLAND LOT. NO.6552

TITLE :
 WINDOW SCHEDULE FOR PRECAST ALUM. WINDOW

JOB NO. : J-857

DRAWN BY : Asing DATE : 05/11/2021

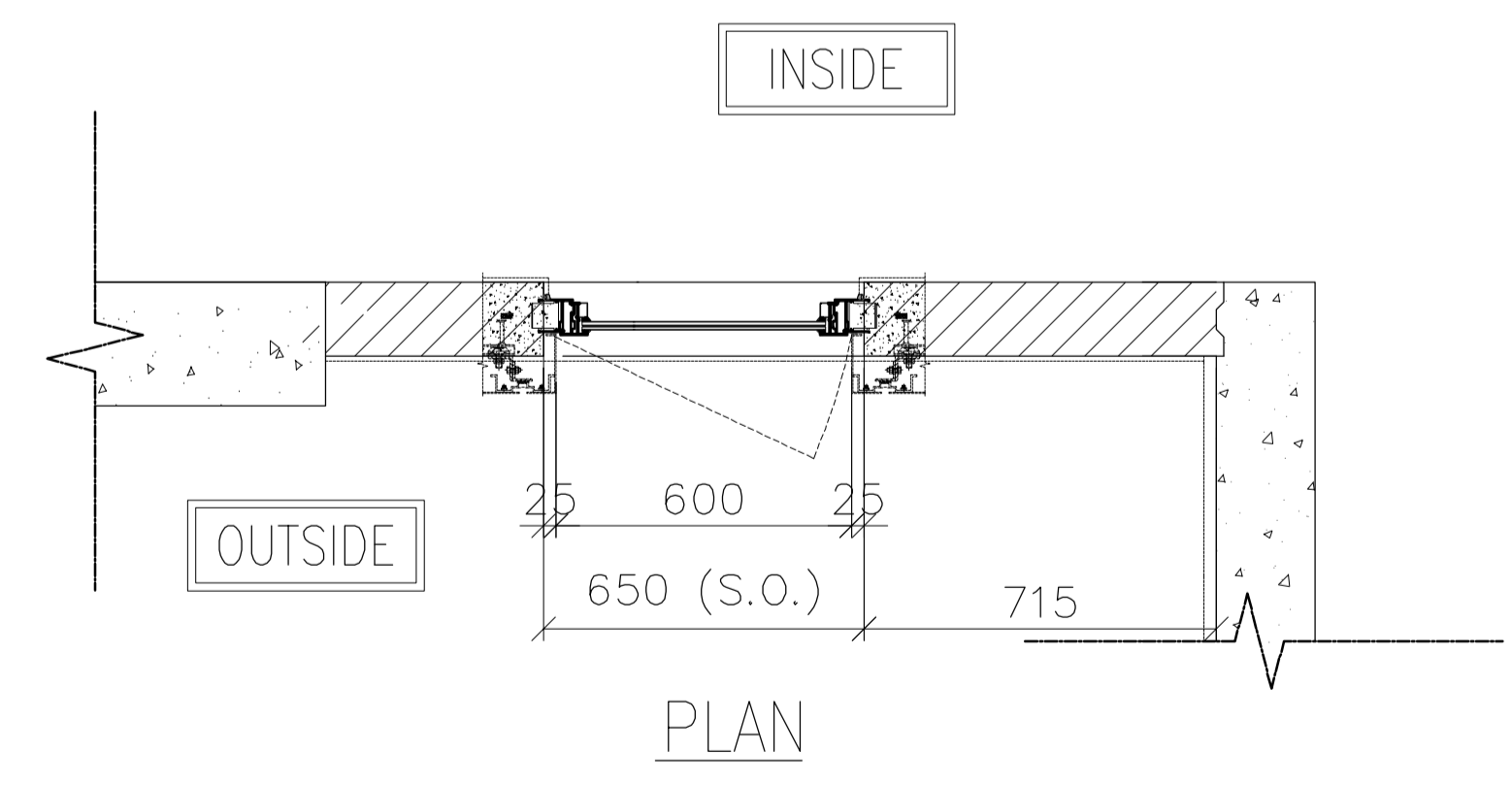
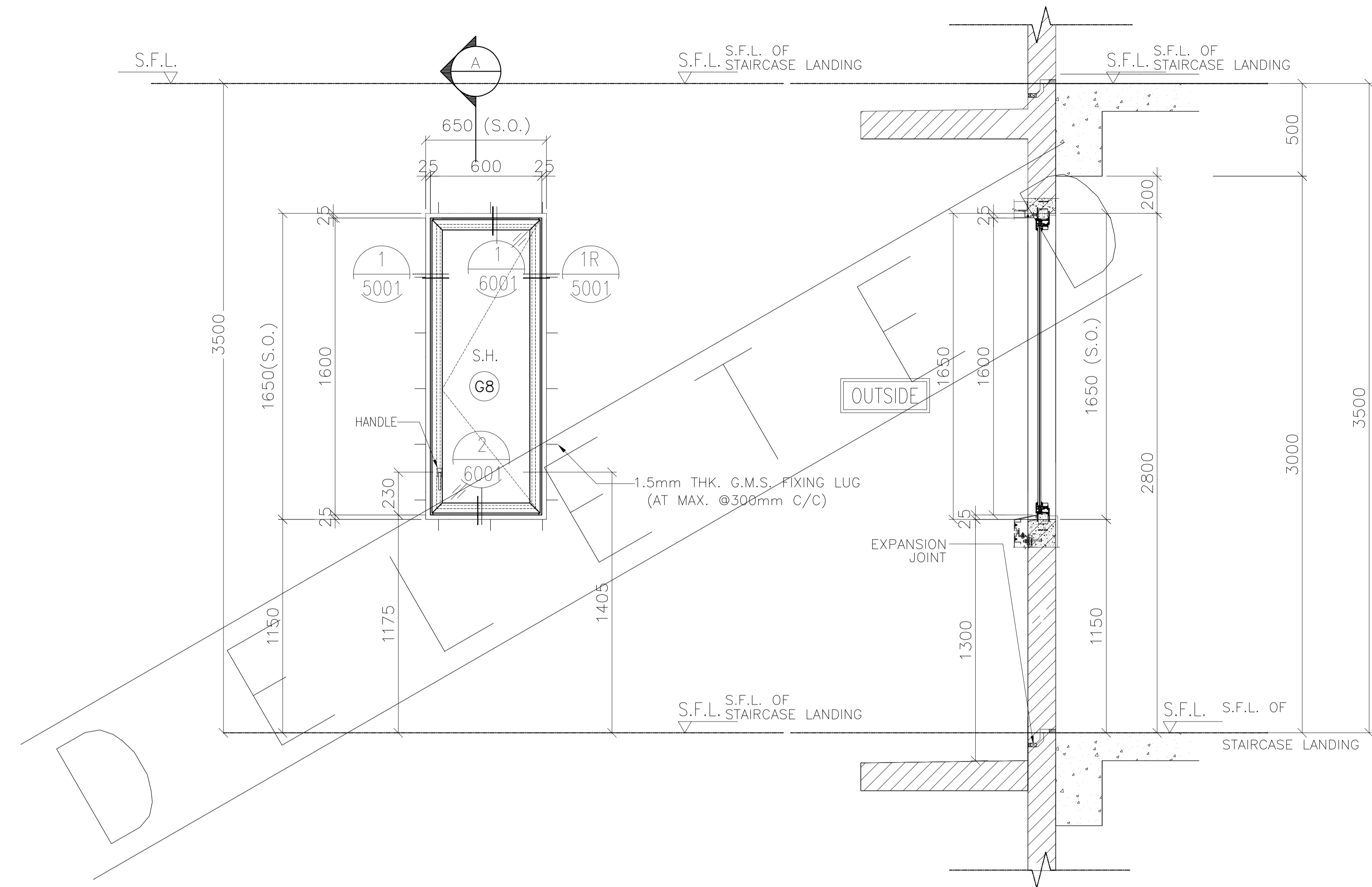
CHKD BY : SCALE A1: A3: 1:30

DWG. NO. : J857-PW-2001c REV. : -

B.D. REF :
 F.S.D. REF :
 Note :
 1. All dimensions are in mm.
 2. All elevations are viewed from outside.
 3. All dimensions to be verified on site before fabrication.

GENERAL NOTES
 Legend :
 1. F.F.L.-- Finished Floor Level
 2. S.F.L.-- Structural Floor Level
 3. (R) -- Reversed Detail

X1 -- DETAIL MARK NO.
 X001 -- REFER SHEET NO.

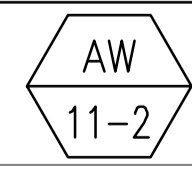


OPENABLE AREA	GLAZING AREA
0.815	0.739

ELEVATION

PRECAST FACADE MARK	QTY.	LOCATION		
		TOWER	FLAT	FLOOR MARK
PF-T7-02-2	1	T7	FLAT A	31/F
PF-T2-06-2	1	T2	FLAT A	33/F
PF-T2-09-2	1	T2	FLAT B	33/F
PF-T3-19-2	1	T3	FLAT A	33/F
PF-T3-20-2	1	T3	FLAT B	33/F
PF-T5-03-2	1	T5	FLAT A	33/F
PF-T8-09-2	1	T8	FLAT A	31/F
TOTAL	7			

WINDOW MARK



SECTION :

65mm ALUM. SECTION

QTY.

LOCATION :

TOWER A/C PLATFORM

GLAZING

6mm FT CLEAR +1.52PVB + 6mm FT CLEAR LAMINATED GLASS (G8)/12mm THK. CLEAR TEMPERED GLASS(GB0)

REMARK :

NO.	DATE	BY ARCHITECT COMMENT	AN
		REVISED	BY

CLIENT :
MARBLE EDGE INVESTMENT LTD.

ARCHITECT :
RONALD LU & PARTNERS
 ARCHITECTS | PLANNERS | INTERIOR DESIGNERS

STRUCTURAL ENGINEER :
CMA C-M WONG & ASSOCIATES LTD
 TEL: 852 2502 1098

FACADE CONSULTANT :
Inhabit Inhabit Group Hong Kong
<http://www.inhabitgroup.com>

美特鋁質有限公司
 MIDI ALUMINIUM FABRICATOR LTD.
 Units 6-8, Sunray Industrial Centre, 1/F
 610 Cha Kwo Ling Road, Kowloon
 Tel: 23489211-4 Fax: (852) 27727666

PROJECT :
PROPOSED RESIDENTIAL DEVELOPMENT AT NEW KOWLOON INLAND LOT. NO.6552

TITLE :
 WINDOW SCHEDULE FOR PRECAST ALUM. WINDOW

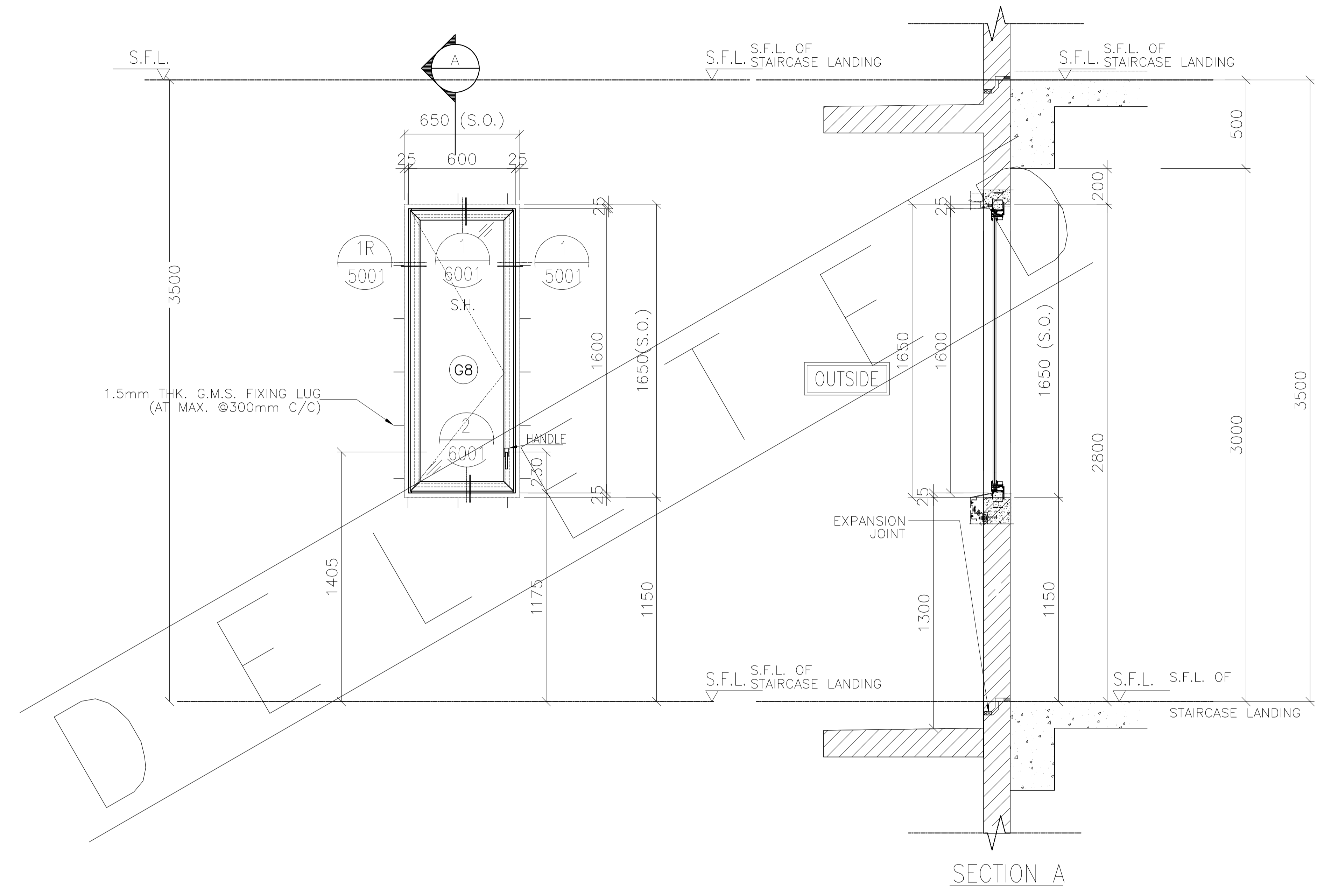
JOB NO. : J-857

DRAWN BY : Asing DATE : 05/11/2021

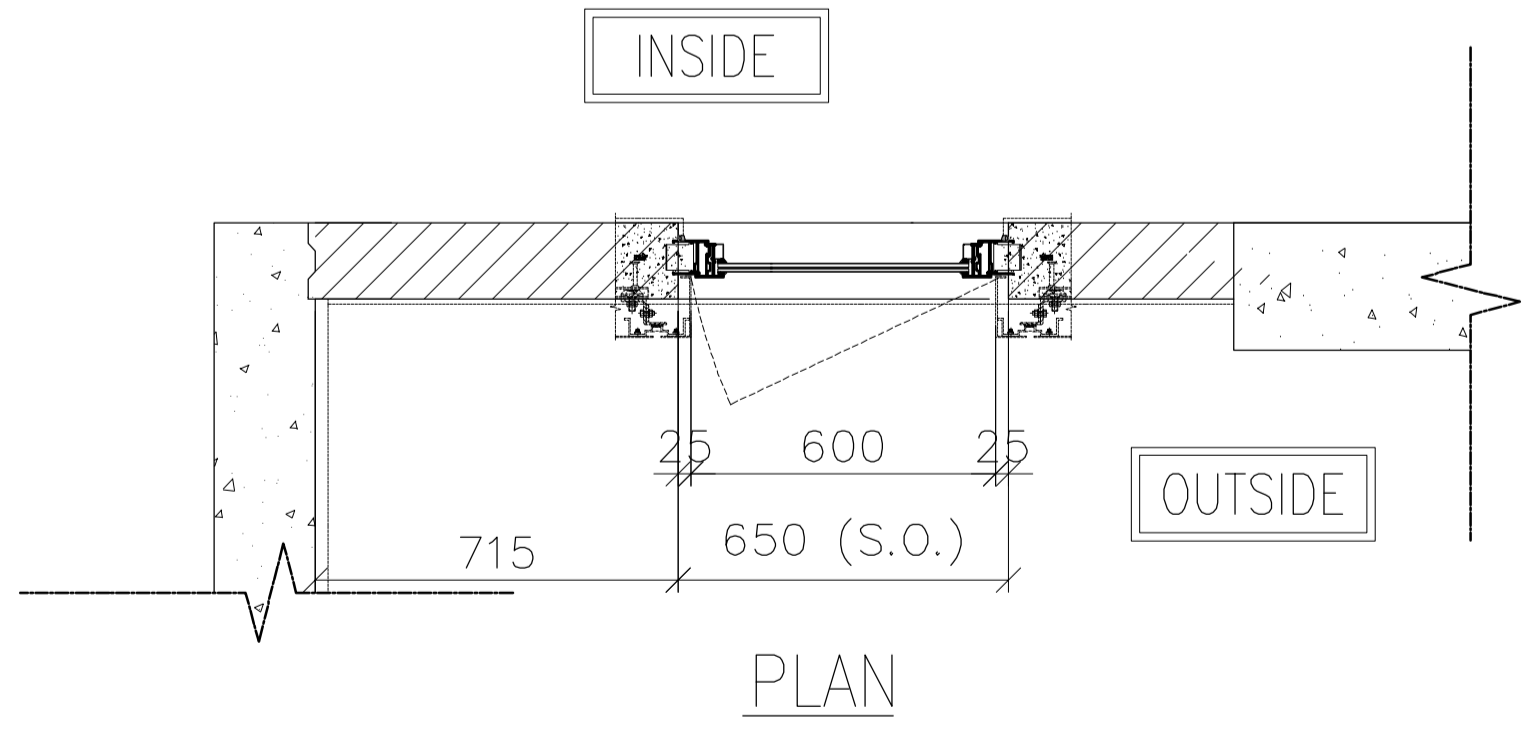
CHKD BY : SCALE A1: A3: 1:30

DWG. NO. : **J857-PW-2001d** REV. : -

ELEVATION



PRECAST FACADE MARK	QTY.	LOCATION		
		TOWER	FLAT	FLOOR MARK
PF-T7-05-1	1	T7	FLAT B	30/F
PF-T6-14-1	1	T6	FLAT B	32/F
PF-T6-13-1	1	T6	FLAT A	32/F
TOTAL	3			



OPENABLE AREA	GLAZING AREA
0.815	0.739

B.D. REF :
 F.S.D. REF :
 Note :
 1.All dimensions are in mm.
 2.All elevations are viewed from outside.
 3.All dimensions to be verified on site before fabrication.

GENERAL NOTES
 Legend :
 1. F.F.L.-- Finished Floor Level
 2. S.F.L.-- Structural Floor Level
 3. (R) -- Reversed Detail
 X1 -- DETAIL MARK NO.
 X001 -- REFER SHEET NO.

NO.	DATE	BY ARCHITECT COMMENT	AN
-	05.11.2021	BY ARCHITECT COMMENT	AN
		REVISED	BY

CLIENT :
MARBLE EDGE INVESTMENT LTD.

ARCHITECT :
RONALD LU & PARTNERS
 ARCHITECTS | PLANNERS | INTERIOR DESIGNERS

STRUCTURAL ENGINEER :
CMA C-M WONG & ASSOCIATES LTD
 TEL: 852 2502 1098

FACADE CONSULTANT :
Inhabit Inhabit Group Hong Kong
<http://www.inhabitgroup.com>

美特鋁質有限公司
MIDI ALUMINIUM FABRICATOR LTD.
 Units 6-8, Sunray Industrial Centre, 1/F
 610 Cha Kwo Ling Road, Kowloon
 Tel:23489211-4 Fax:(852)27727666

PROJECT :
PROPOSED RESIDENTIAL DEVELOPMENT AT NEW KOWLOON INLAND LOT. NO.6552

TITLE :
 WINDOW SCHEDULE FOR PRECAST ALUM. WINDOW

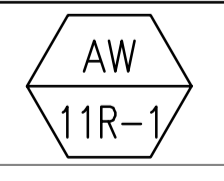
JOB NO. : J-857

DRAWN BY : Asing DATE : 05/11/2021

CHKD BY : SCALE A1: 1:30 A3: 1:30

DWG. NO. : **J857-PW-2001e** REV. : A

WINDOW MARK



SECTION :

65mm ALUM. SECTION

QTY.

LOCATION :

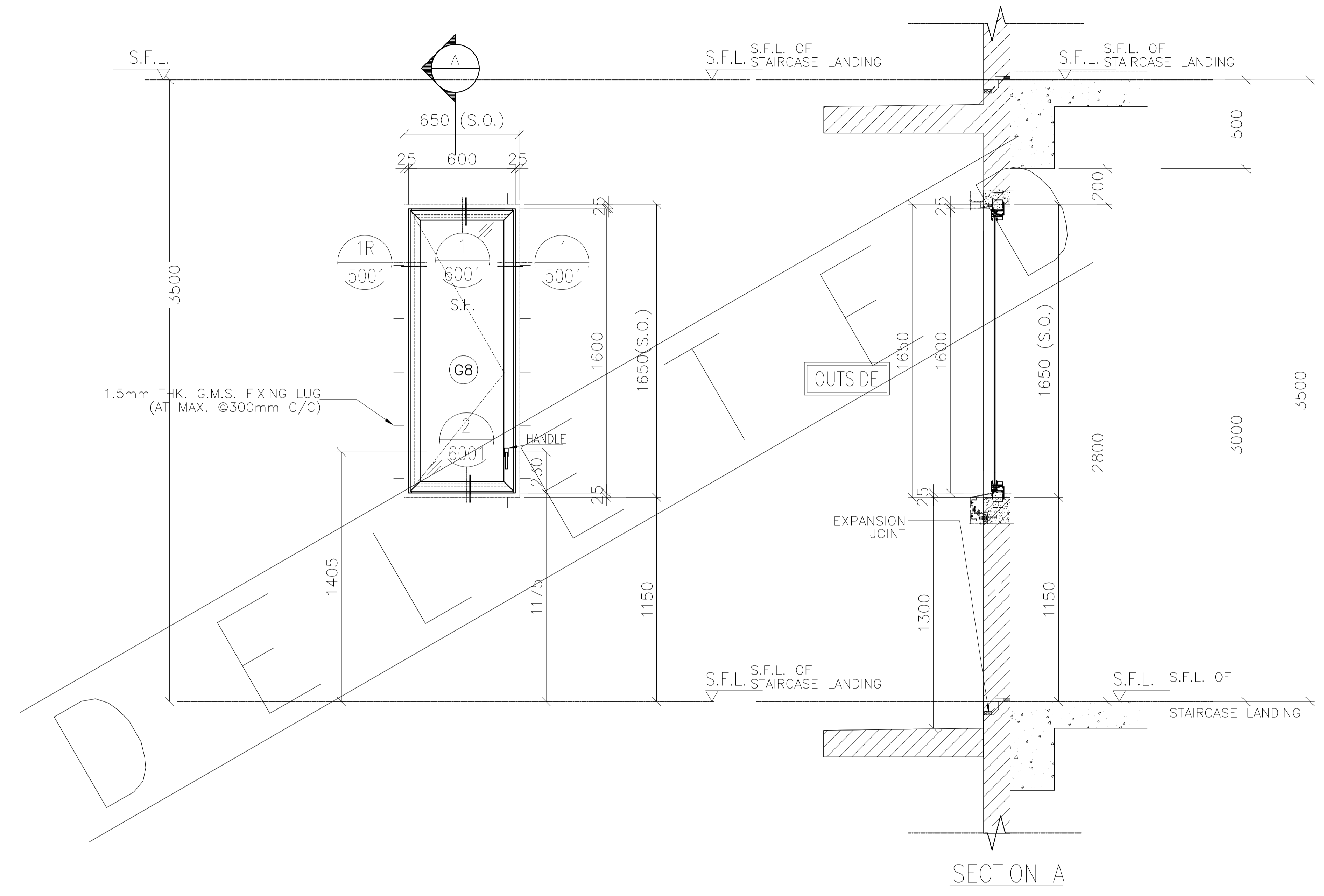
TOWER A/C PLATFORM

GLAZING

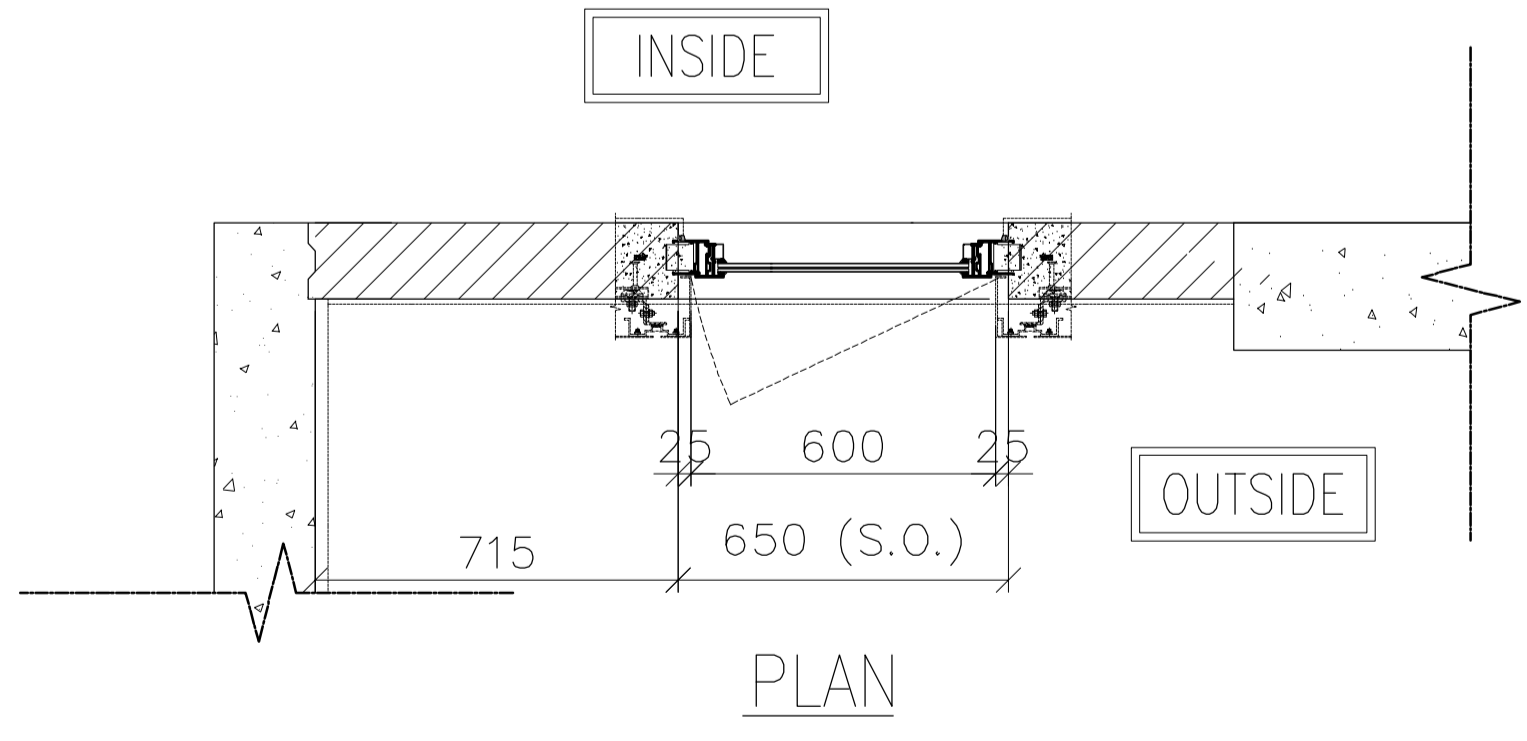
6mm FT CLEAR +1.52PVB + 6mm FT CLEAR LAMINATED GLASS (G8)/12mm THK. CLEAR TEMPERED GLASS(GB0)

REMARK :

ELEVATION



PRECAST FACADE MARK	QTY.	LOCATION		
		TOWER	FLAT	FLOOR MARK
PF-T7-05-2	1	T7	FLAT B	31/F
PF-T6-14-2	1	T6	FLAT B	33/F
PF-T6-13-2	1	T6	FLAT A	33/F
TOTAL	3			



OPENABLE AREA	GLAZING AREA
0.815	0.739

B.D. REF :
 F.S.D. REF :
 Note :
 1.All dimensions are in mm.
 2.All elevations are viewed from outside.
 3.All dimensions to be verified on site before fabrication.

GENERAL NOTES
 Legend :
 1. F.F.L.-- Finished Floor Level
 2. S.F.L.-- Structural Floor Level
 3. (R) -- Reversed Detail

X1 -- DETAIL MARK NO.
 X001 -- REFER SHEET NO.

NO.	DATE	BY ARCHITECT COMMENT	AN
-	05.11.2021		
		REVISED	BY

CLIENT :
MARBLE EDGE INVESTMENT LTD.

ARCHITECT :
RONALD LU & PARTNERS
 ARCHITECTS | PLANNERS | INTERIOR DESIGNERS

STRUCTURAL ENGINEER :
CMA C-M WONG & ASSOCIATES LTD
 TEL: 852 2502 1098

FACADE CONSULTANT :
Inhabit Inhabit Group Hong Kong
<http://www.inhabitgroup.com>

美特鋁質有限公司
MIDI ALUMINIUM FABRICATOR LTD.
 Units 6-8, Sunray Industrial Centre, 1/F
 610 Cha Kwo Ling Road, Kowloon
 Tel:23489211-4 Fax:(852)27727666

PROJECT :
PROPOSED RESIDENTIAL DEVELOPMENT AT NEW KOWLOON INLAND LOT. NO.6552

TITLE :
 WINDOW SCHEDULE FOR PRECAST ALUM. WINDOW

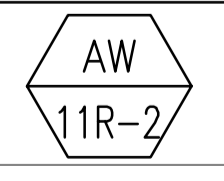
JOB NO. : J-857

DRAWN BY : Asing DATE : 05/11/2021

CHKD BY : SCALE A1: 1:30 A3: 1:30

DWG. NO. : J857-PW-2001f REV. : A

WINDOW MARK



SECTION :

65mm ALUM. SECTION

QTY.

LOCATION :

TOWER A/C PLATFORM

GLAZING

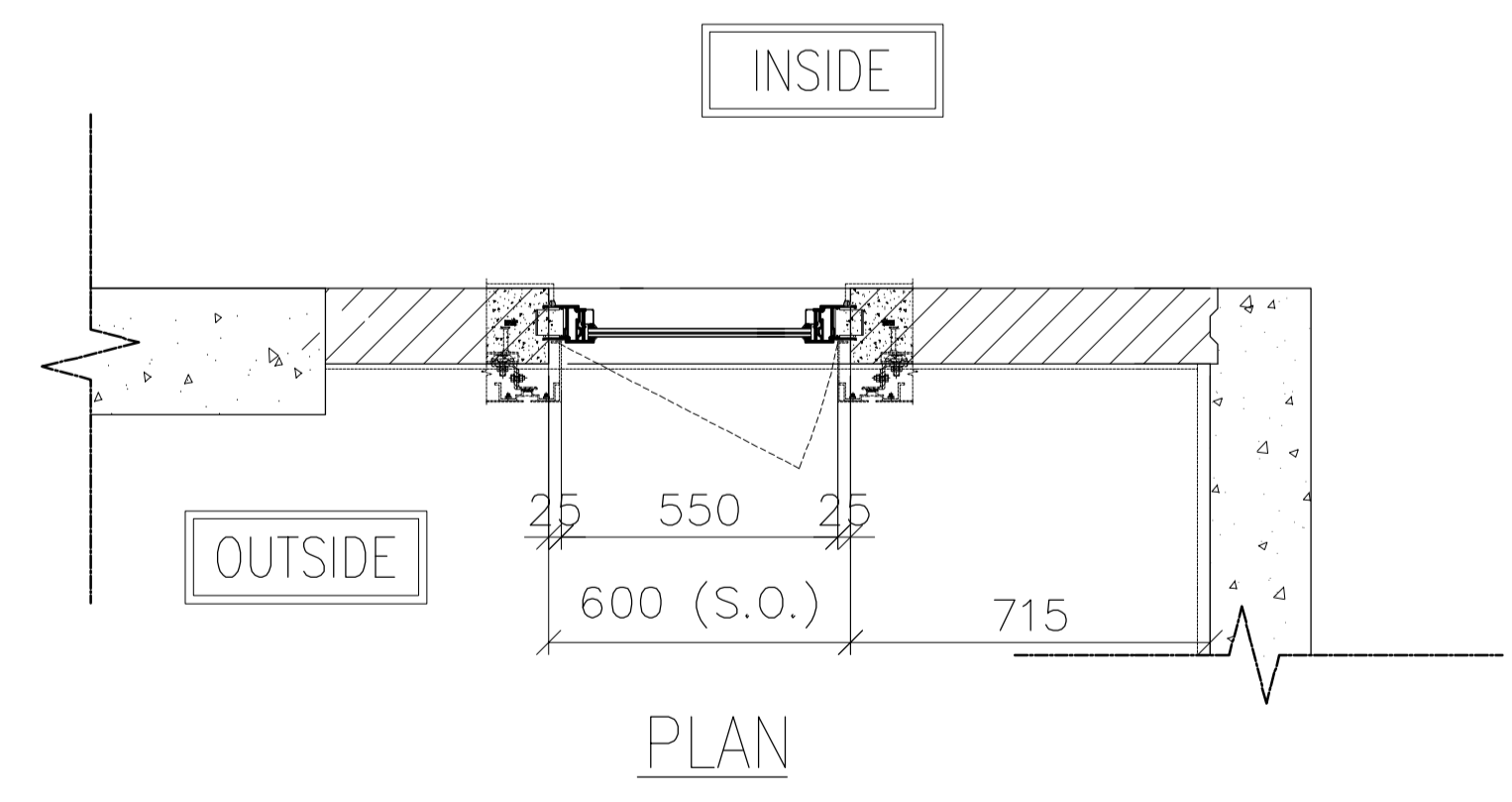
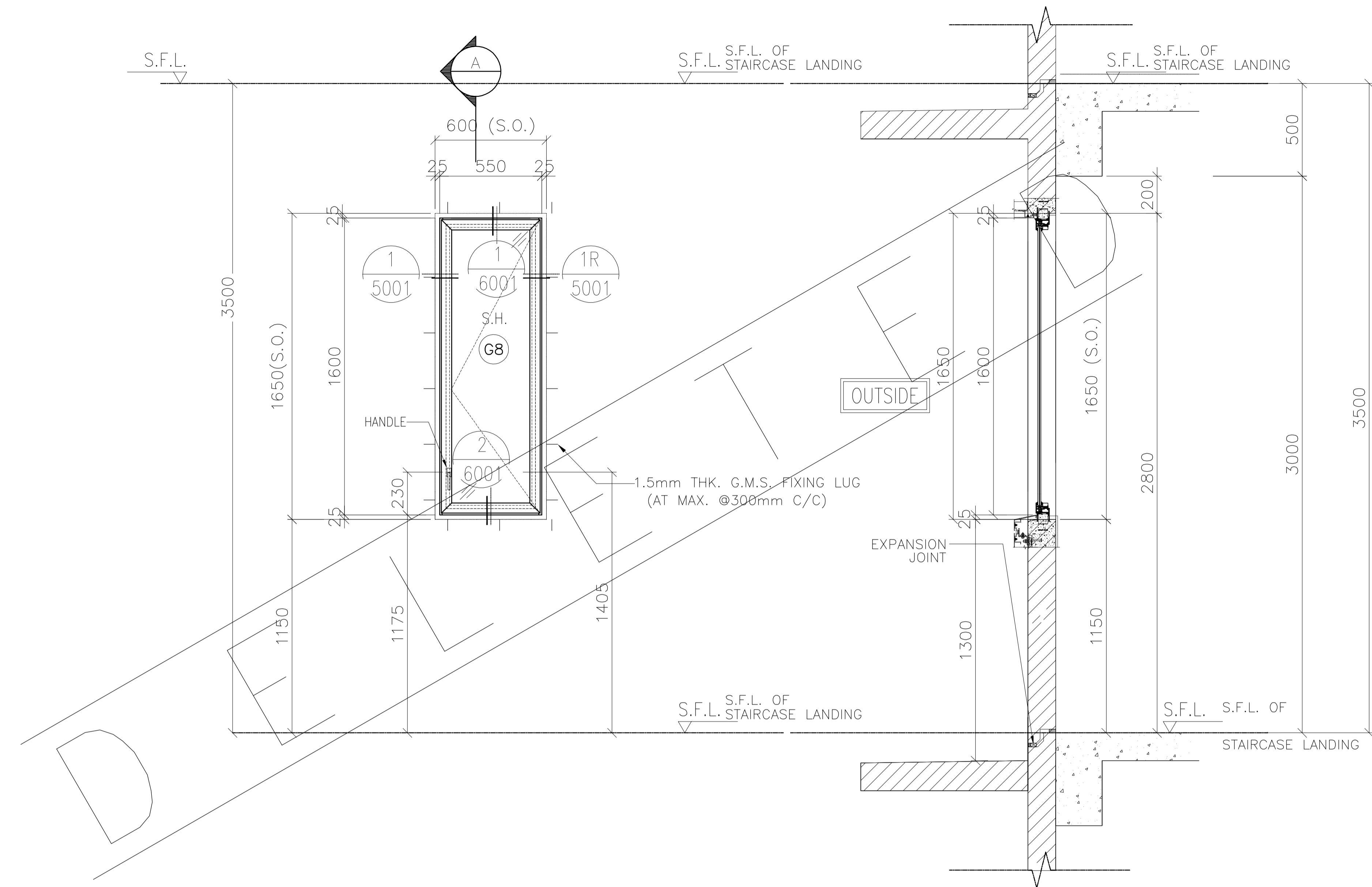
6mm FT CLEAR +1.52PVB + 6mm FT CLEAR LAMINATED GLASS (G8)/12mm THK. CLEAR TEMPERED GLASS(GBo)

REMARK :

B.D. REF :
 F.S.D. REF :
 Note :
 1. All dimensions are in mm.
 2. All elevations are viewed from outside.
 3. All dimensions to be verified on site before fabrication.

GENERAL NOTES
 Legend :
 1. F.F.L.-- Finished Floor Level
 2. S.F.L.-- Structural Floor Level
 3. (R) -- Reversed Detail

X1 -- DETAIL MARK NO.
 X001 -- REFER SHEET NO.



OPENABLE AREA	GLAZING AREA
0.738	0.665

ELEVATION	PRECAST FACADE MARK	QTY.	LOCATION		
			TOWER	FLAT	FLOOR MARK
	PF-T5-05-1	1	T5	FLAT B	32/F
	PF-T8-10-1	1	T8	FLAT B	30/F
	TOTAL	2			

WINDOW MARK: **AW 11X-1**

SECTION : 65mm ALUM. SECTION

QTY.:

LOCATION : TOWER A/C PLATFORM

GLAZING : 6mm FT CLEAR +1.52PVB + 6mm FT CLEAR LAMINATED GLASS (G8)/12mm THK. CLEAR TEMPERED GLASS(GB0)

REMARK :

NO.	DATE	BY ARCHITECT COMMENT	AN
-	05.11.2021	BY ARCHITECT COMMENT	AN
		REVISED	BY

CLIENT :
MARBLE EDGE INVESTMENT LTD.

ARCHITECT :
RONALD LU & PARTNERS
 ARCHITECTS | PLANNERS | INTERIOR DESIGNERS

STRUCTURAL ENGINEER :
CMA C-M WONG & ASSOCIATES LTD
 TEL: 852 2502 1098

FACADE CONSULTANT :
Inhabit Inhabit Group Hong Kong
<http://www.inhabitgroup.com>

美特鋁質有限公司
 MIDI ALUMINIUM FABRICATOR LTD.
 Units 6-8, Sunray Industrial Centre, 1/F
 610 Cha Kwo Ling Road, Kowloon
 Tel: 23489211-4 Fax: (852) 27727666

PROJECT :
PROPOSED RESIDENTIAL DEVELOPMENT AT NEW KOWLOON INLAND LOT. NO.6552

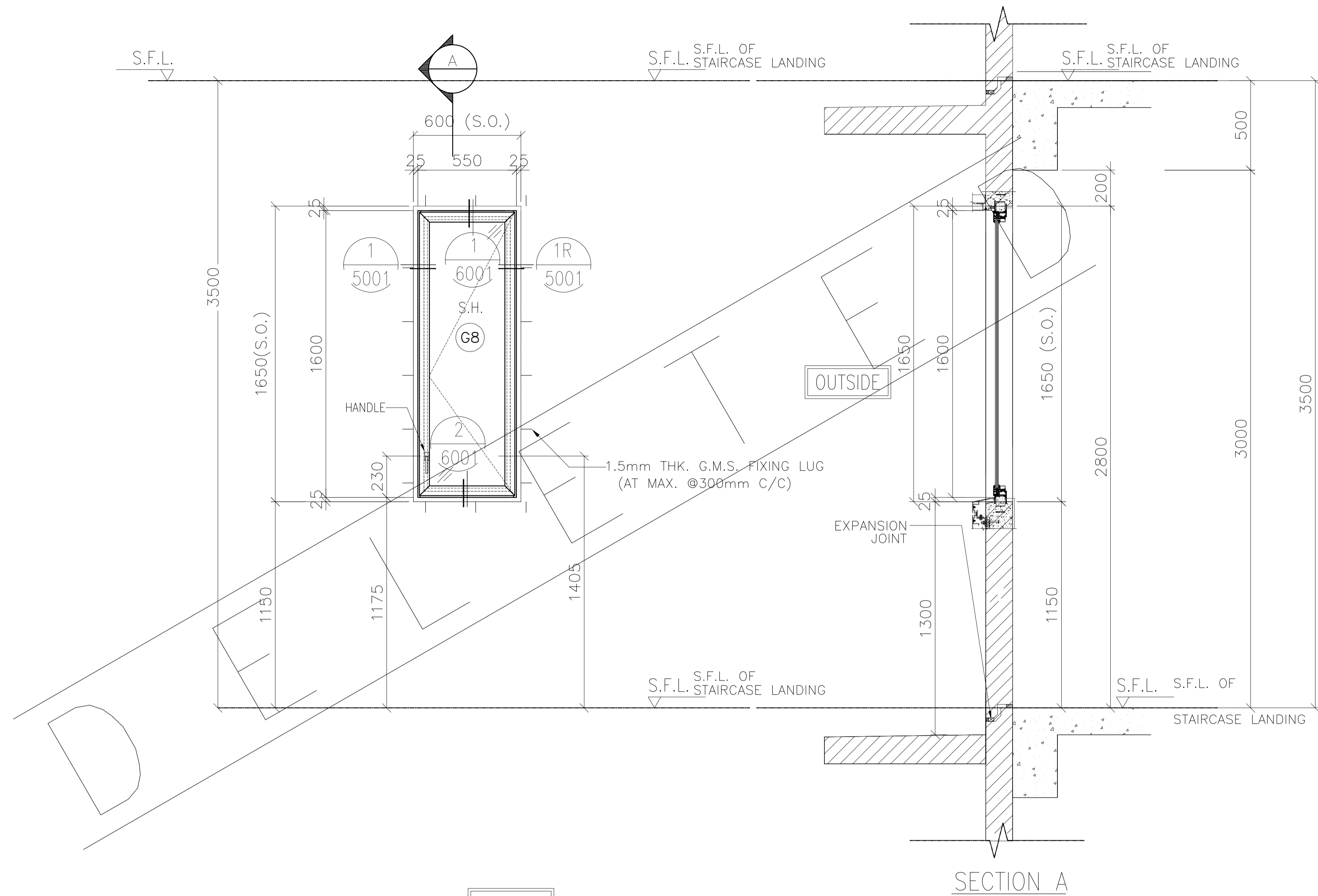
TITLE :
 WINDOW SCHEDULE FOR PRECAST ALUM. WINDOW

JOB NO. : J-857

DRAWN BY : Asing DATE : 05/11/2021

CHKD BY : SCALE A1: A3: 1:30

DWG. NO. : **J857-PW-2001g** REV. : -



B.D. REF :
 F.S.D. REF :
 Note :
 1. All dimensions are in mm.
 2. All elevations are viewed from outside.
 3. All dimensions to be verified on site before fabrication.

GENERAL NOTES
 Legend :
 1. F.F.L.-- Finished Floor Level
 2. S.F.L.-- Structural Floor Level
 3. (R) -- Reversed Detail

X1 -- DETAIL MARK NO.
 X001 -- REFER SHEET NO.

-	05.11.2021	BY ARCHITECT COMMENT	AN
NO.	DATE	REVISED	BY

CLIENT :
MARBLE EDGE INVESTMENT LTD.

ARCHITECT :
RONALD LU & PARTNERS
 ARCHITECTS | PLANNERS | INTERIOR DESIGNERS

STRUCTURAL ENGINEER :
CMA C-M WONG & ASSOCIATES LTD
 TEL: 852 2502 1098

FAÇADE CONSULTANT :
Inhabit Inhabit Group Hong Kong
<http://www.inhabitgroup.com>

美特鋁質有限公司
 MIDI ALUMINIUM FABRICATOR LTD.
 Units 6-8, Sunray Industrial Centre, 1/F
 610 Cha Kwo Ling Road, Kowloon
 Tel: 23489211-4 Fax: (852) 27727666

PROJECT :
PROPOSED RESIDENTIAL DEVELOPMENT AT NEW KOWLOON INLAND LOT. NO.6552

TITLE :
 WINDOW SCHEDULE FOR PRECAST ALUM. WINDOW

JOB NO. : J-857

DRAWN BY : Asing DATE : 05/11/2021

CHKD BY : SCALE A1: 1:30 A3: 1:30

DWG. NO. : J857-PW-2001h REV. : -

ELEVATION	PRECAST FACADE MARK	QTY.	LOCATION		
			TOWER	FLAT	FLOOR MARK
	PF-T5-05-2	1	T5	FLAT B	33/F
	PF-T8-10-2	1	T8	FLAT B	31/F
	TOTAL	2			

OPENABLE AREA	GLAZING AREA
0.738	0.665

WINDOW MARK : **AW 11X-2**

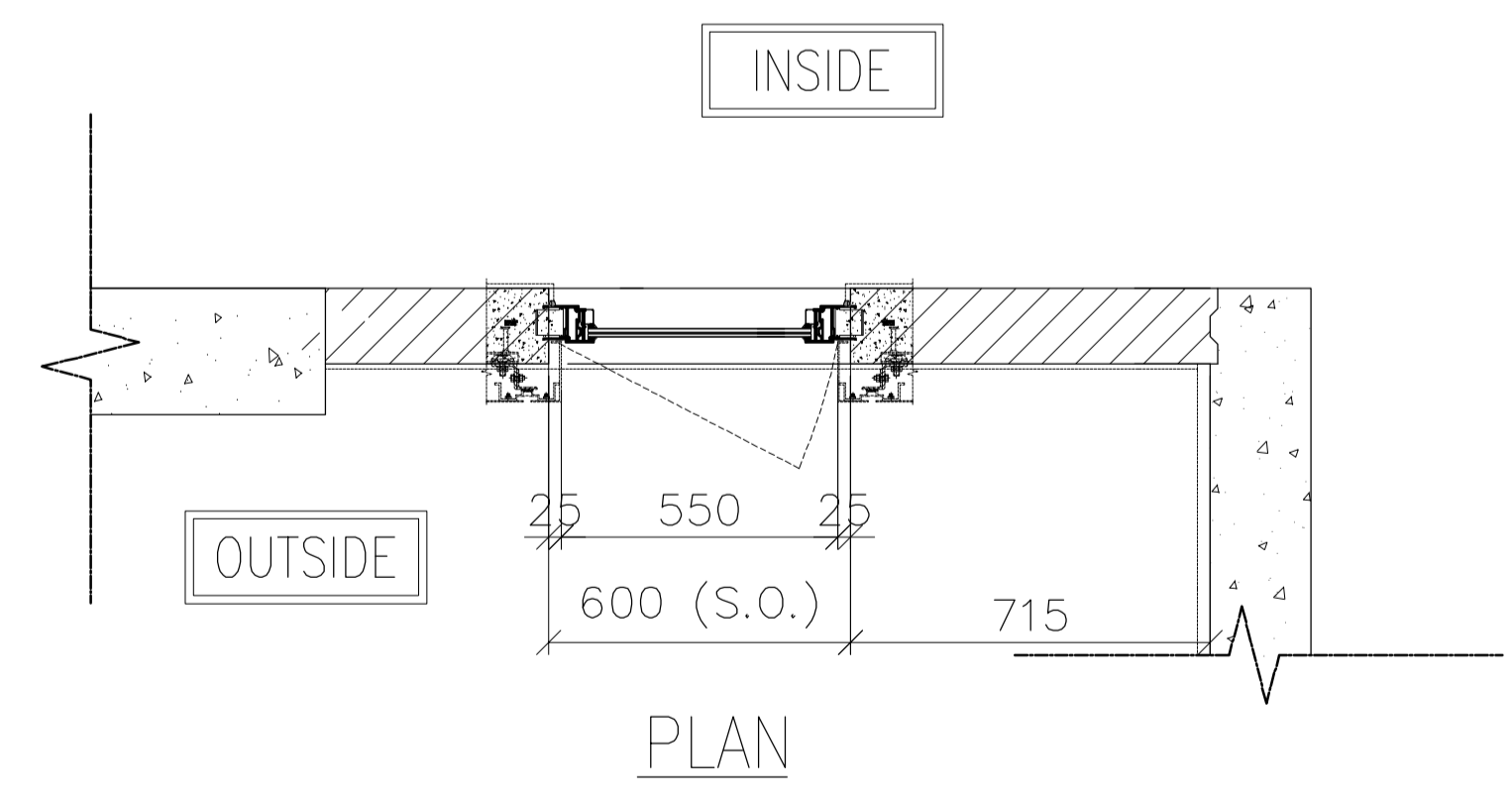
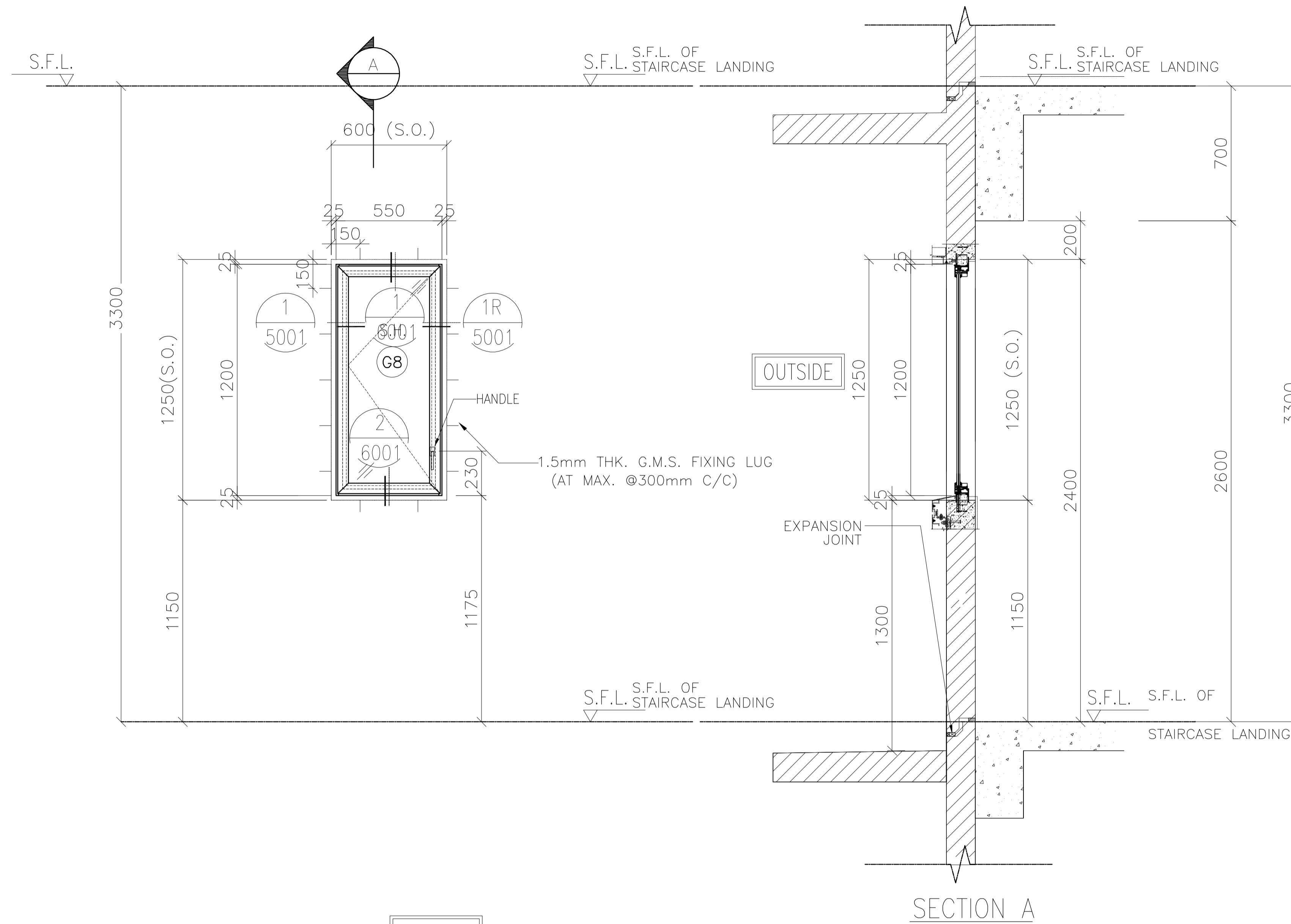
SECTION : 65mm ALUM. SECTION

QTY. :

LOCATION : TOWER A/C PLATFORM

GLAZING : 6mm FT CLEAR +1.52PVB + 6mm FT CLEAR LAMINATED GLASS (G8)/12mm THK. CLEAR TEMPERED GLASS(GB0)

REMARK :



OPENABLE AREA	GLAZING AREA
0.642	0.576

B.D. REF :
 F.S.D. REF :
 Note :
 1.All dimensions are in mm.
 2.All elevations are viewed from outside.
 3.All dimensions to be verified on site before fabrication.

GENERAL NOTES
 Legend :
 1. F.F.L.-- Finished Floor Level
 2. S.F.L.-- Structural Floor Level
 3. (R) -- Reversed Detail

X1 -- DETAIL MARK NO.
 X001 -- REFER SHEET NO.

A	11.01.2022	BY ARCHITECT COMMENT	AN
-	03.01.2022	BY ARCHITECT COMMENT	AN
NO.	DATE	REVISED	BY

CLIENT :
MARBLE EDGE INVESTMENT LTD.

ARCHITECT :
RONALD LU & PARTNERS
 ARCHITECTS | PLANNERS | INTERIOR DESIGNERS

STRUCTURAL ENGINEER :
CMA C-M WONG & ASSOCIATES LTD
 TEL: 852 2502 1098

FACADE CONSULTANT :
Inhabit Inhabit Group Hong Kong
<http://www.inhabitgroup.com>

美特鋁質有限公司
 MIDI ALUMINIUM FABRICATOR LTD.
 Units 6-8, Sunray Industrial Centre, 1/F
 610 Cha Kwo Ling Road, Kowloon
 Tel:23489211-4 Fax:(852)27727666

PROJECT :
PROPOSED RESIDENTIAL DEVELOPMENT AT NEW KOWLOON INLAND LOT. NO.6552

TITLE :
 WINDOW SCHEDULE FOR PRECAST ALUM. WINDOW

JOB NO. : J-857

DRAWN BY : Asing DATE : 05/11/2021

CHKD BY : SCALE A1: A3: 1:30

DWG. NO. : J857-PW-2001J REV. : A

ELEVATION	PRECAST FACADE MARK	QTY.	LOCATION		
			TOWER	FLAT	FLOOR MARK
	PF-T5-05	27	T5	FLAT B	2/F-32/F
	TOTAL	27			

WINDOW MARK

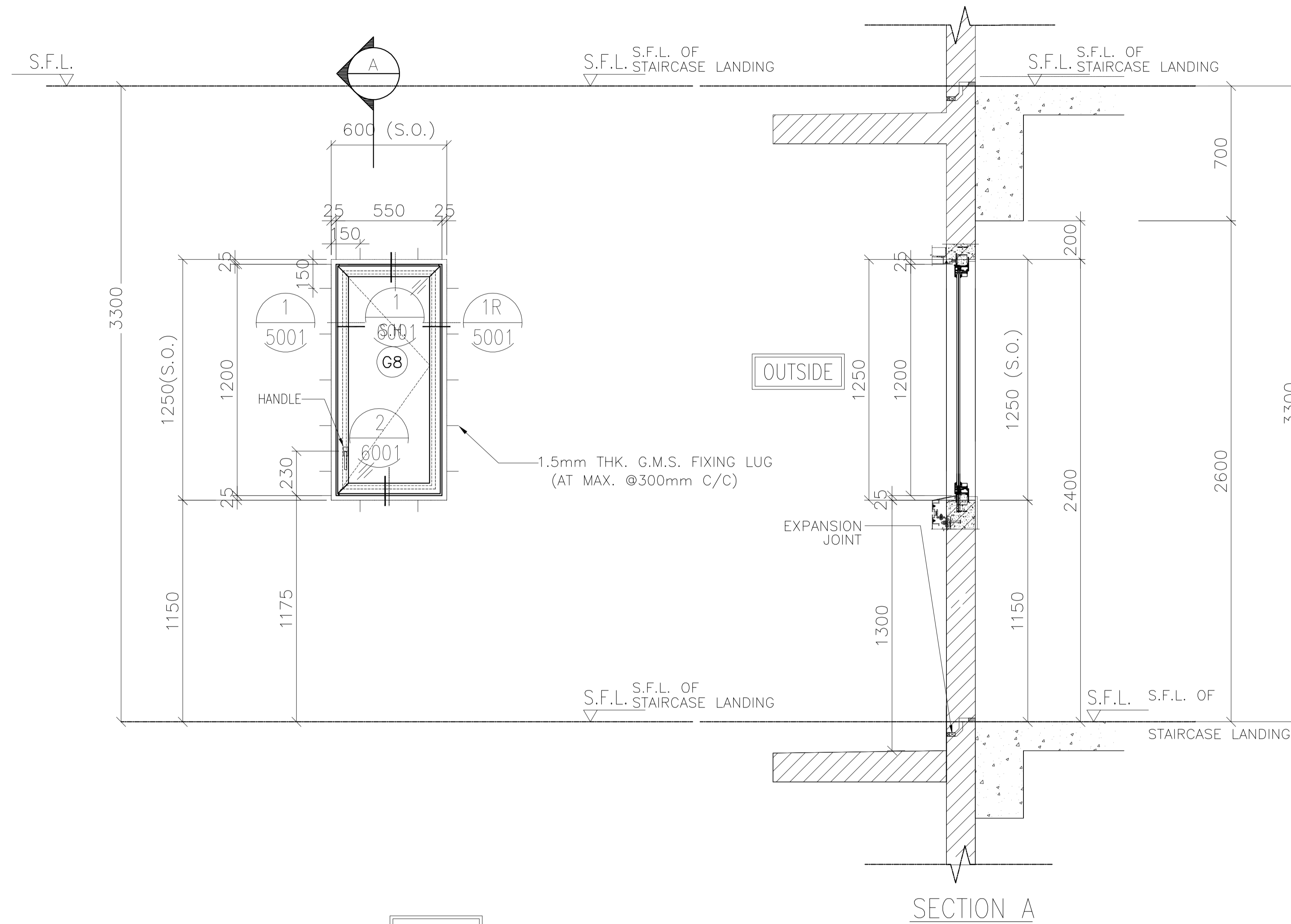
SECTION : 65mm ALUM. SECTION

QTY.:

LOCATION : TOWER A/C PLATFORM

GLAZING : 6mm FT CLEAR +1.52PVB + 6mm FT CLEAR LAMINATED GLASS (G8)/12mm THK. CLEAR TEMPERED GLASS(GB0)

REMARK :



B.D. REF :
 F.S.D. REF :
 Note :
 1.All dimensions are in mm.
 2.All elevations are viewed from outside.
 3.All dimensions to be verified on site before fabrication.

GENERAL NOTES
 Legend :
 1. F.F.L.-- Finished Floor Level
 2. S.F.L.-- Structural Floor Level
 3. (R) -- Reversed Detail



A	11.01.2022	BY ARCHITECT COMMENT	AN
-	03.01.2022	BY ARCHITECT COMMENT	AN
NO.	DATE	REVISED	BY

CLIENT :
MARBLE EDGE INVESTMENT LTD.

ARCHITECT :
RONALD LU & PARTNERS
 ARCHITECTS | PLANNERS | INTERIOR DESIGNERS

STRUCTURAL ENGINEER :
CMA C-M WONG & ASSOCIATES LTD
 TEL: 852 2502 1098

FAÇADE CONSULTANT :
Inhabit Inhabit Group Hong Kong
<http://www.inhabitgroup.com>

美特鋁質有限公司
 MIDI ALUMINIUM FABRICATOR LTD.
 Units 6-8, Sunray Industrial Centre, 1/F
 610 Cha Kwo Ling Road, Kowloon
 Tel:23489211-4 Fax:(852)27727666

PROJECT :
PROPOSED RESIDENTIAL DEVELOPMENT AT NEW KOWLOON INLAND LOT. NO.6552

TITLE :
 WINDOW SCHEDULE FOR PRECAST ALUM. WINDOW

JOB NO. : J-857

DRAWN BY : Asing DATE : 05/11/2021

CHKD BY : SCALE A1: 1:30 A3: 1:30

DWG. NO. : **J857-PW-2001K** REV. : A

ELEVATION	PRECAST FACADE MARK	QTY.	LOCATION		
			TOWER	FLAT	FLOOR MARK
	PF-T6-13-1	1	T6	FLAT A	33/F
	PF-T6-14-1	1	T6	FLAT B	32/F
	TOTAL	1			

OPENABLE AREA	GLAZING AREA
0.642	0.576

WINDOW MARK : **AW 11Y**

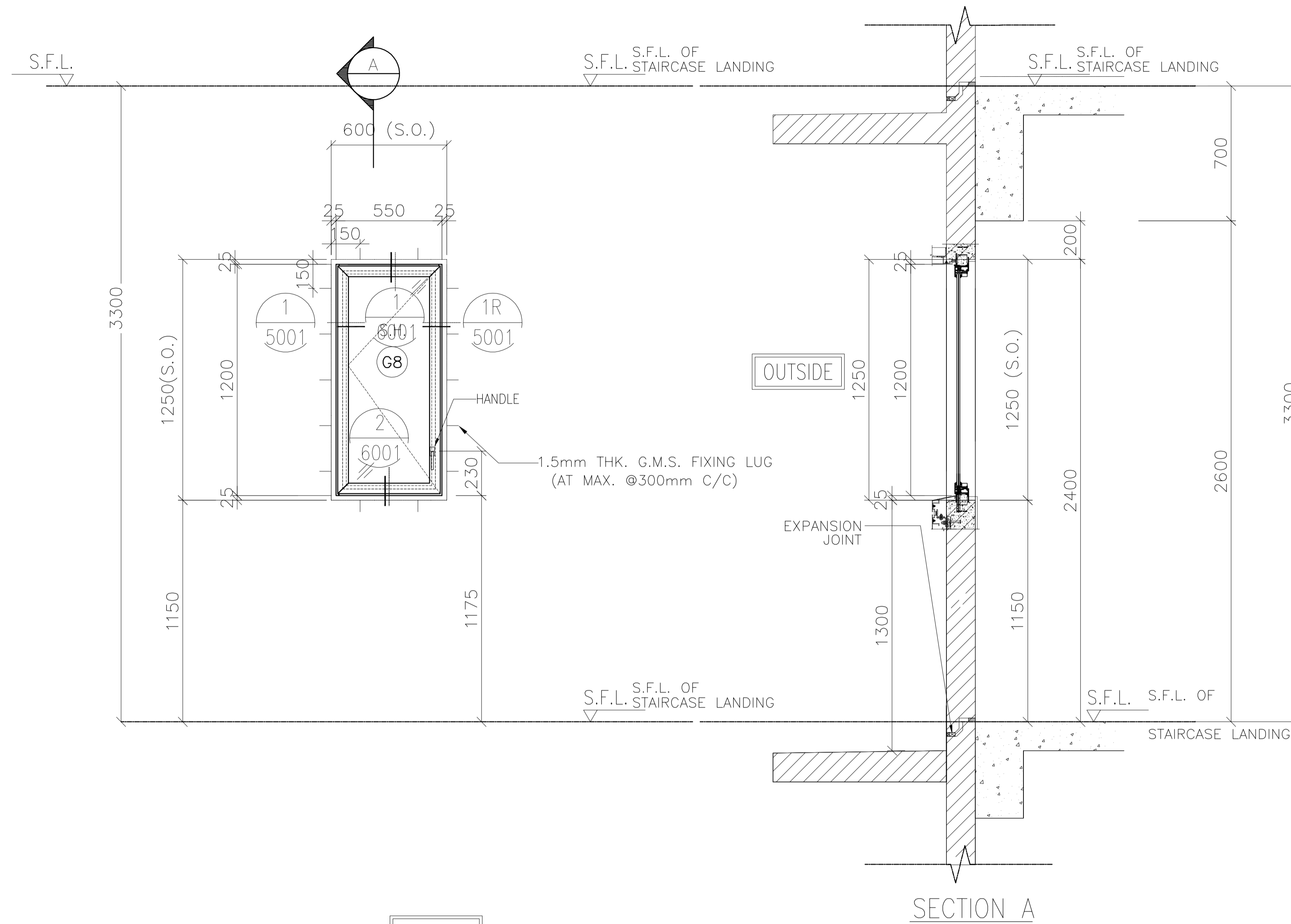
SECTION : 65mm ALUM. SECTION

QTY. :

LOCATION : TOWER A/C PLATFORM

GLAZING : 6mm FT CLEAR +1.52PVB + 6mm FT CLEAR LAMINATED GLASS (G8)/12mm THK. CLEAR TEMPERED GLASS(GB0)

REMARK :



B.D. REF :
 F.S.D. REF :
 Note :
 1.All dimensions are in mm.
 2.All elevations are viewed from outside.
 3.All dimensions to be verified on site before fabrication.

GENERAL NOTES
 Legend :
 1. F.F.L.-- Finished Floor Level
 2. S.F.L.-- Structural Floor Level
 3. (R) -- Reversed Detail

X1 -- DETAIL MARK NO.
 X001 -- REFER SHEET NO.

NO.	DATE	REVISED	BY
A	11.01.2022	BY ARCHITECT COMMENT	AN
-	03.01.2022	BY ARCHITECT COMMENT	AN

CLIENT :
MARBLE EDGE INVESTMENT LTD.

ARCHITECT :
RONALD LU & PARTNERS
 ARCHITECTS | PLANNERS | INTERIOR DESIGNERS

STRUCTURAL ENGINEER :
CMA C-M WONG & ASSOCIATES LTD
 TEL: 852 2522 1098

FACADE CONSULTANT :
Inhabit Inhabit Group Hong Kong
<http://www.inhabitgroup.com>

美特鋁質有限公司
 MIDI ALUMINIUM FABRICATOR LTD.
 Units 6-8, Sunray Industrial Centre, 1/F
 610 Cha Kwo Ling Road, Kowloon
 Tel:23489211-4 Fax:(852)27727666

PROJECT :
PROPOSED RESIDENTIAL DEVELOPMENT AT NEW KOWLOON INLAND LOT. NO.6552

TITLE :
 WINDOW SCHEDULE FOR PRECAST ALUM. WINDOW

JOB NO. : J-857

DRAWN BY : Asing DATE : 05/11/2021

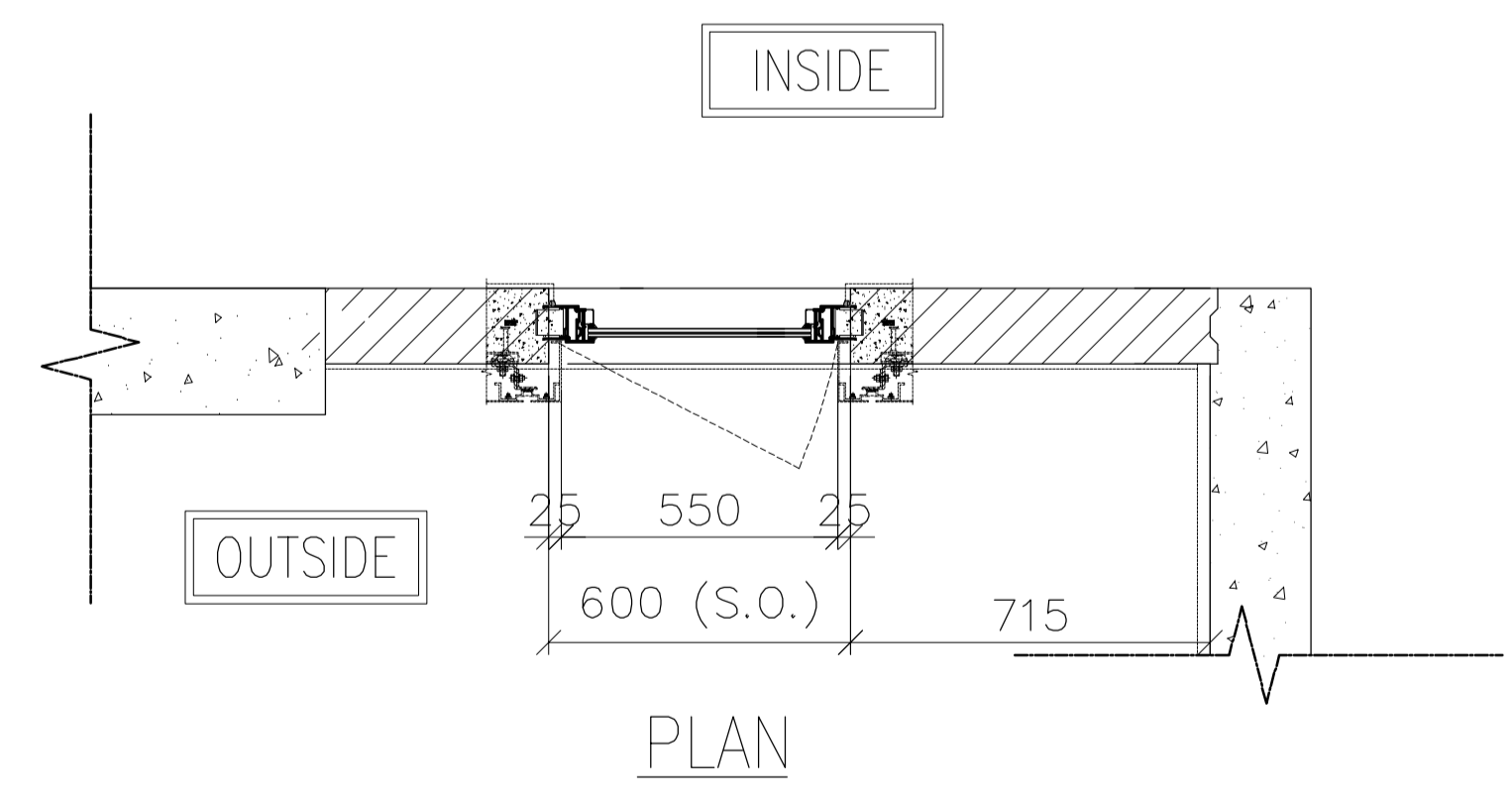
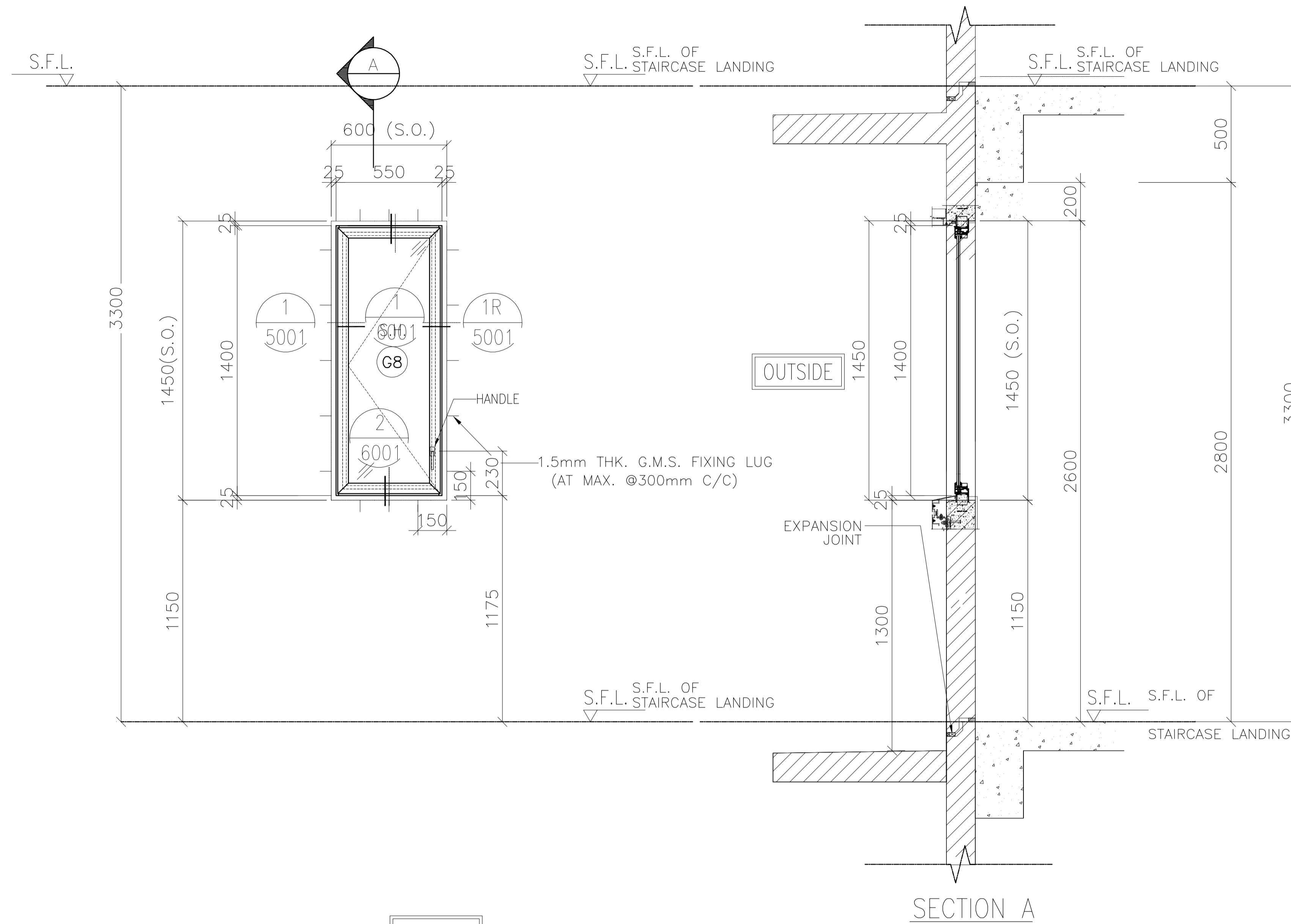
CHKD BY : SCALE A1: A3: 1:30

DWG. NO. : J857-PW-2001L REV. : A

ELEVATION	PRECAST FACADE MARK	QTY.	LOCATION		
			TOWER	FLAT	FLOOR MARK
	PF-T8-09-1	1	T8	FLAT A	31/F
	PF-T3-19-1	1	T3	FLAT A	32/F
	PF-T3-20-1	1	T3	FLAT B	31/F
	TOTAL	1			

OPENABLE AREA	GLAZING AREA
0.642	0.576

WINDOW MARK	AW 11YR
SECTION :	65mm ALUM. SECTION
QTY.	
LOCATION :	TOWER A/C PLATFORM
GLAZING	6mm FT CLEAR +1.52PVB + 6mm FT CLEAR LAMINATED GLASS (G8)/12mm THK. CLEAR TEMPERED GLASS(GB0)
REMARK :	



OPENABLE AREA	GLAZING AREA
0.642	0.576

PRECAST FACADE MARK	QTY.	LOCATION		
		TOWER	FLAT	FLOOR MARK
PF-T5-05-1	1	T5	FLAT B	33/F
TOTAL	1			

WINDOW MARK

SECTION : 65mm ALUM. SECTION

QTY.

LOCATION : TOWER A/C PLATFORM

GLAZING : 6mm FT CLEAR +1.52PVB + 6mm FT CLEAR LAMINATED GLASS (G8)/12mm THK. CLEAR TEMPERED GLASS(GB0)

REMARK :

B.D. REF :
 F.S.D. REF :
 Note :
 1.All dimensions are in mm.
 2.All elevations are viewed from outside.
 3.All dimensions to be verified on site before fabrication.

GENERAL NOTES
 Legend :
 1. F.F.L.-- Finished Floor Level
 2. S.F.L.-- Structural Floor Level
 3. (R) -- Reversed Detail
 X1 -- DETAIL MARK NO.
 X001 -- REFER SHEET NO.

NO.	DATE	REVISED	BY
A	11.01.2022	BY ARCHITECT COMMENT	AN
-	03.01.2022	BY ARCHITECT COMMENT	AN

CLIENT :
MARBLE EDGE INVESTMENT LTD.

ARCHITECT :

RONALD LU & PARTNERS
 ARCHITECTS | PLANNERS | INTERIOR DESIGNERS

STRUCTURAL ENGINEER :

CMA C-M WONG & ASSOCIATES LTD
 TEL: 852 2502 1098
 Email

FACADE CONSULTANT :

Inhabit Inhabit Group Hong Kong
<http://www.inhabitgroup.com>

美特鋁質有限公司
 MIDI ALUMINIUM FABRICATOR LTD.
 Units 6-8, Sunray Industrial Centre, 1/F
 610 Cha Kwo Ling Road, Kowloon
 Tel:23489211-4 Fax:(852)27727666

PROJECT :
PROPOSED RESIDENTIAL DEVELOPMENT AT NEW KOWLOON INLAND LOT. NO.6552

TITLE :
 WINDOW SCHEDULE FOR PRECAST ALUM. WINDOW

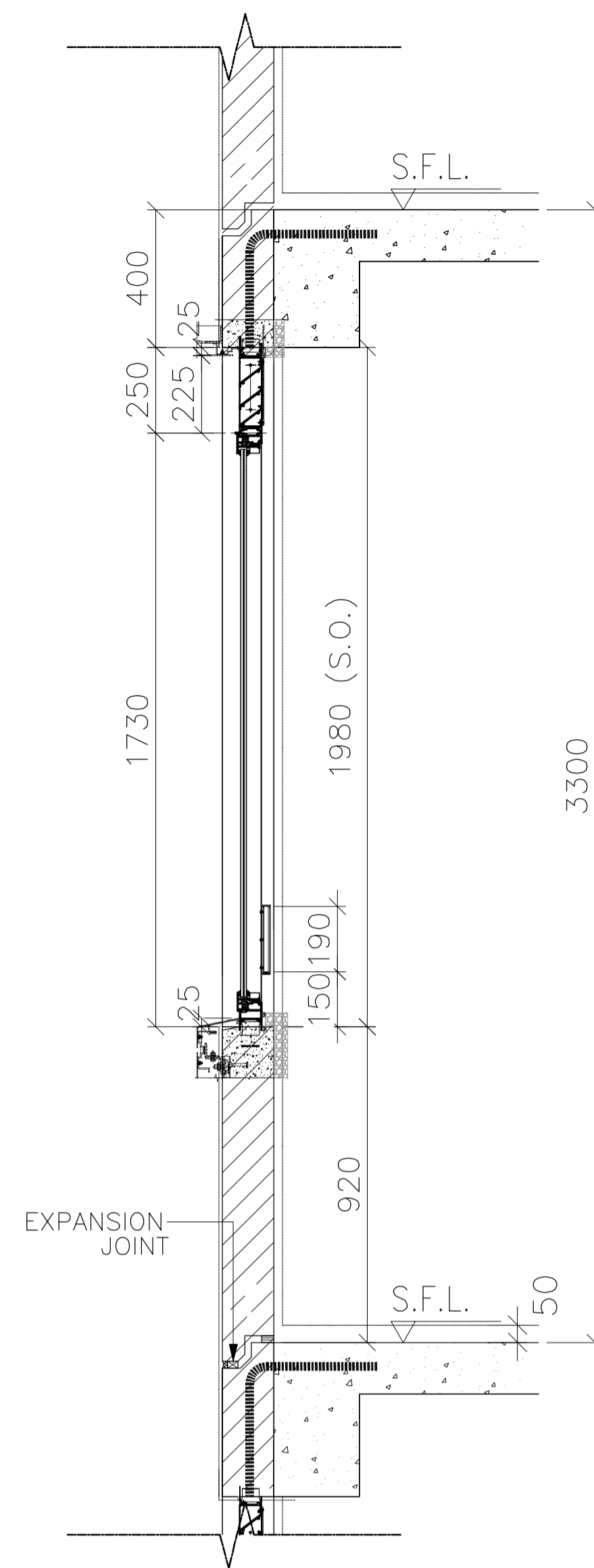
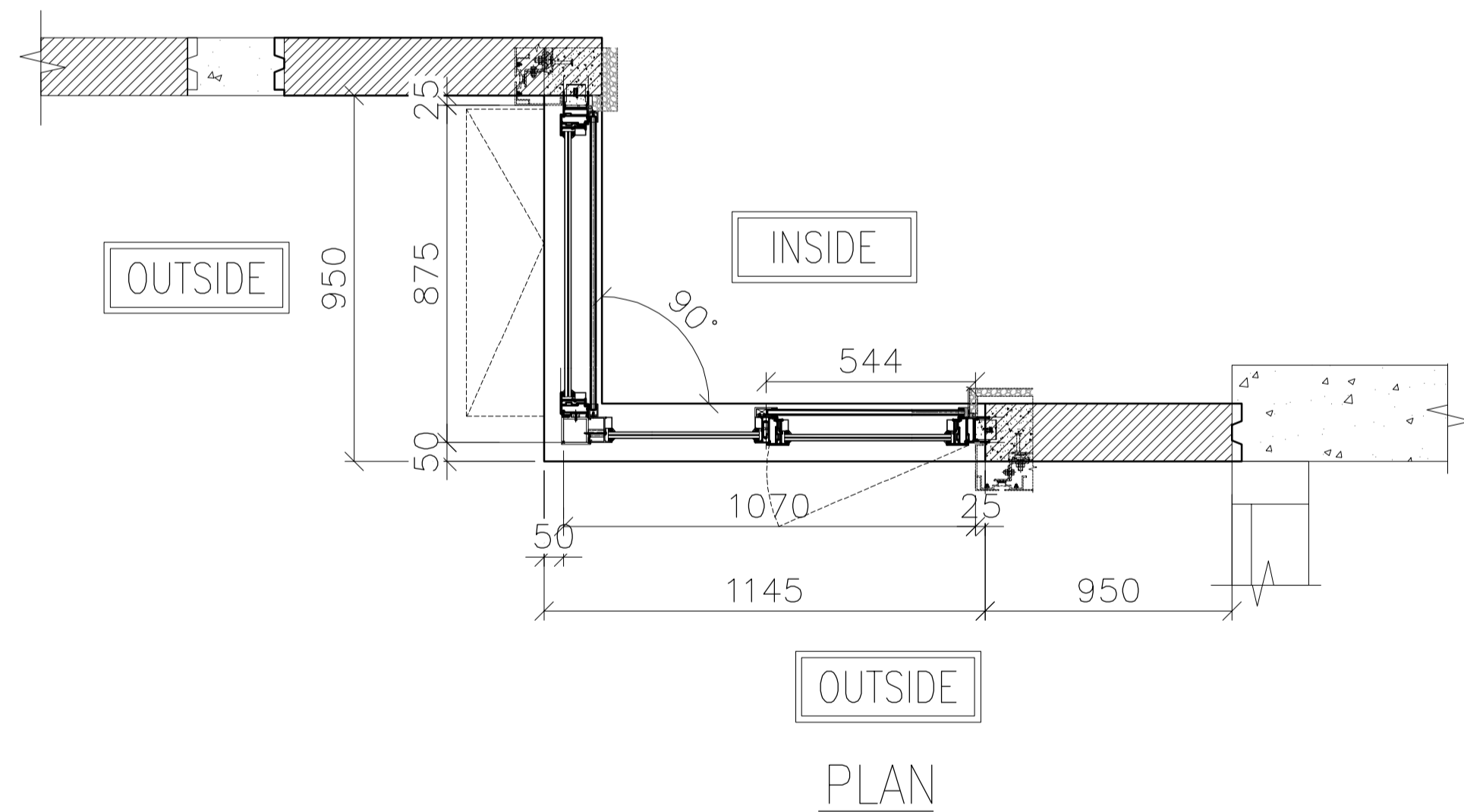
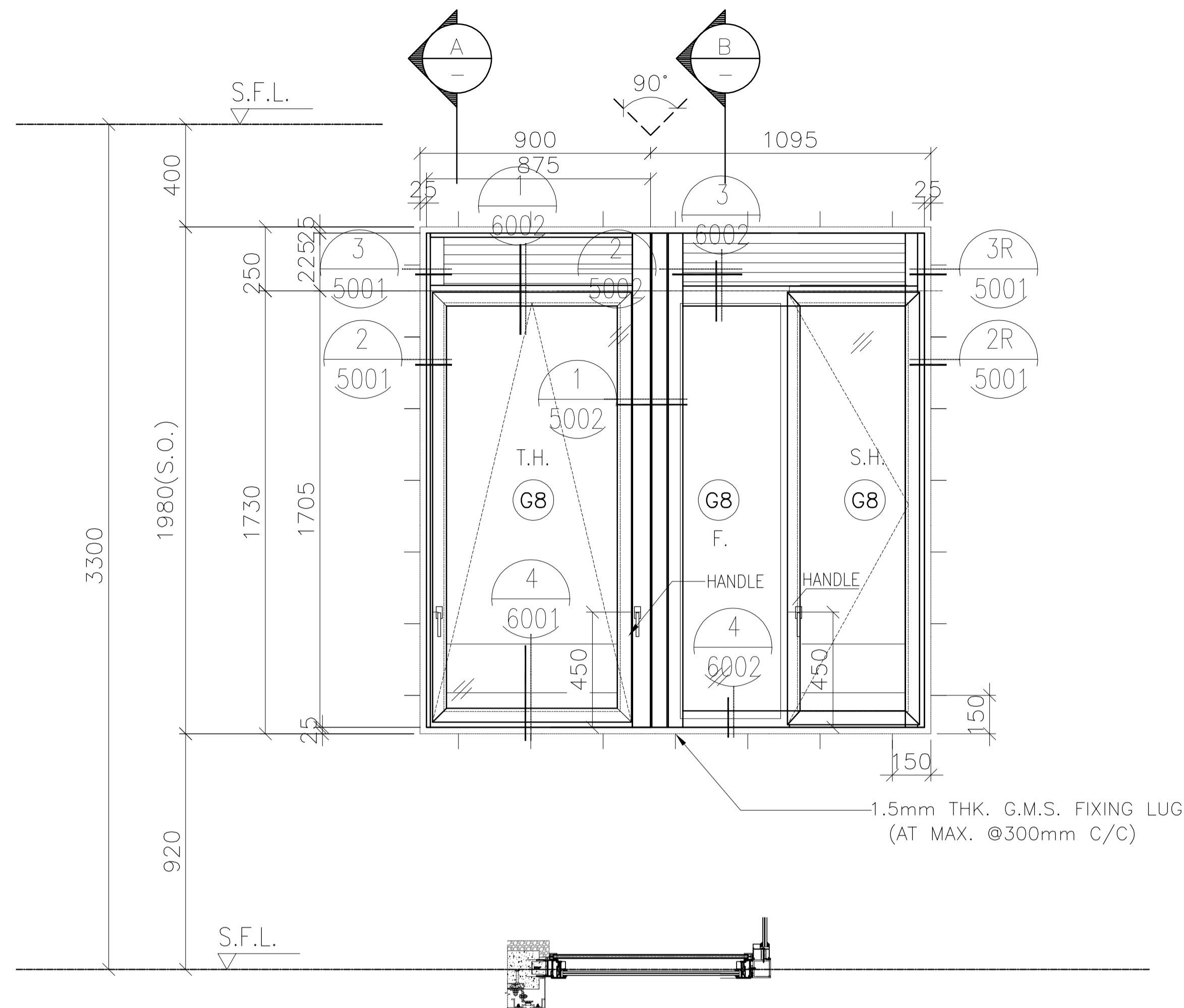
JOB NO. : J-857

DRAWN BY : Asing DATE : 05/11/2021

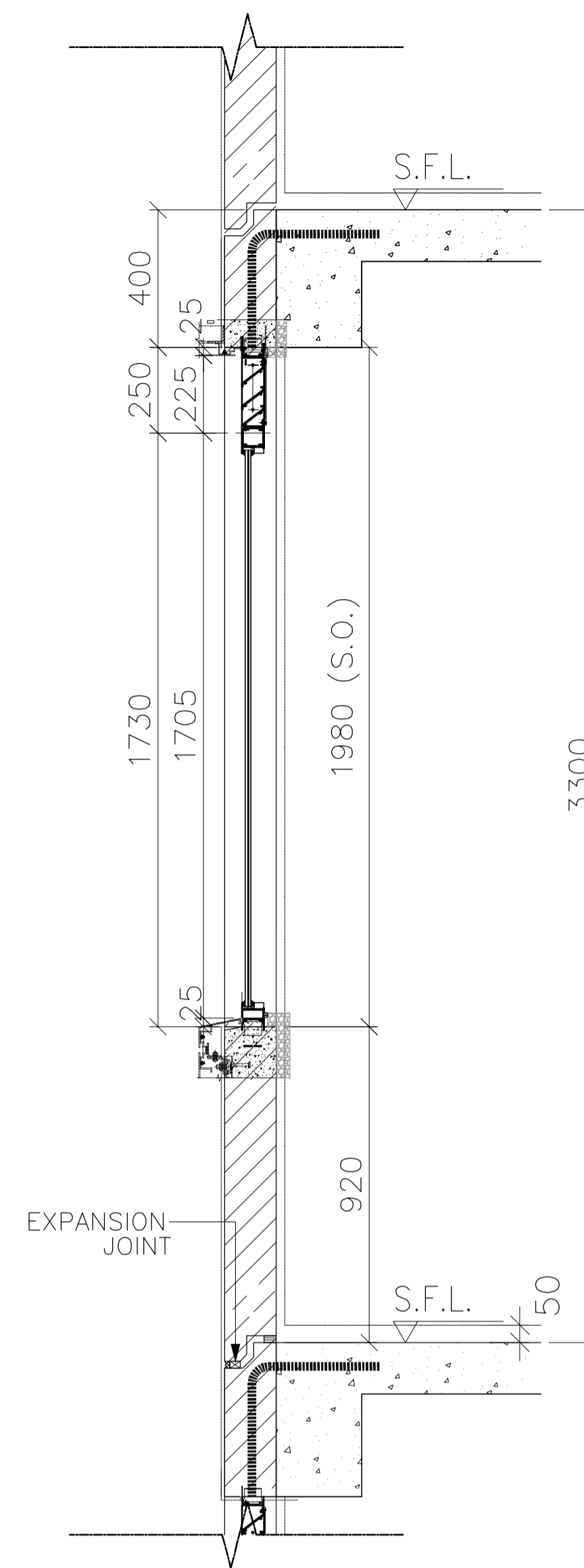
CHKD BY : SCALE A1: 1:30 A3: 1:30

DWG. NO. : **J857-PW-2001R** REV. : A

ELEVATION



SECTION A



SECTION B

FREE AREA(%)	OPENABLE AREA	GLAZING AREA
50%	1.945	2.427

B.D. REF :
F.S.D. REF :
Note :
1.All dimensions are in mm.
2.All elevations are viewed from outside.
3.All dimensions to be verified on site before fabrication.

GENERAL NOTES
Legend :
1. F.F.L.-- Finished Floor Level
2. S.F.L.-- Structural Floor Level
3. (R) -- Reversed Detail
X1 -- DETAIL MARK NO.
X001 -- REFER SHEET NO.

D.	11.01.2022	BY ARCHITECT COMMENT	AN
C.	05.11.2021	BY ARCHITECT COMMENT	AN
B.	29.10.2021	BY ARCHITECT COMMENT	AN
A.	04.10.2021	BY ARCHITECT COMMENT	AN
-	30.08.2021	BY ARCHITECT COMMENT	AN
NO.	DATE	REVISED	BY

CLIENT :
MARBLE EDGE INVESTMENT LTD.

ARCHITECT :
RONALD LU & PARTNERS
ARCHITECTS | PLANNERS | INTERIOR DESIGNERS

STRUCTURAL ENGINEER :
CMA C-M WONG & ASSOCIATES LTD
TEL: 852 2502 1098

FACADE CONSULTANT :
Inhabit Inhabit Group Hong Kong
http://www.inhabitgroup.com

美特鋁質有限公司
MIDI ALUMINIUM FABRICATOR LTD.
Units 6-8, Sunray Industrial Centre, 1/F
610 Cha Kwo Ling Road, Kowloon
Tel:23489211-4 Fax:(852)27727666

PROJECT :
PROPOSED RESIDENTIAL DEVELOPMENT AT NEW KOWLOON INLAND LOT. NO.6552

TITLE :
WINDOW SCHEDULE FOR PRECAST ALUM. WINDOW

JOB NO. : J-857

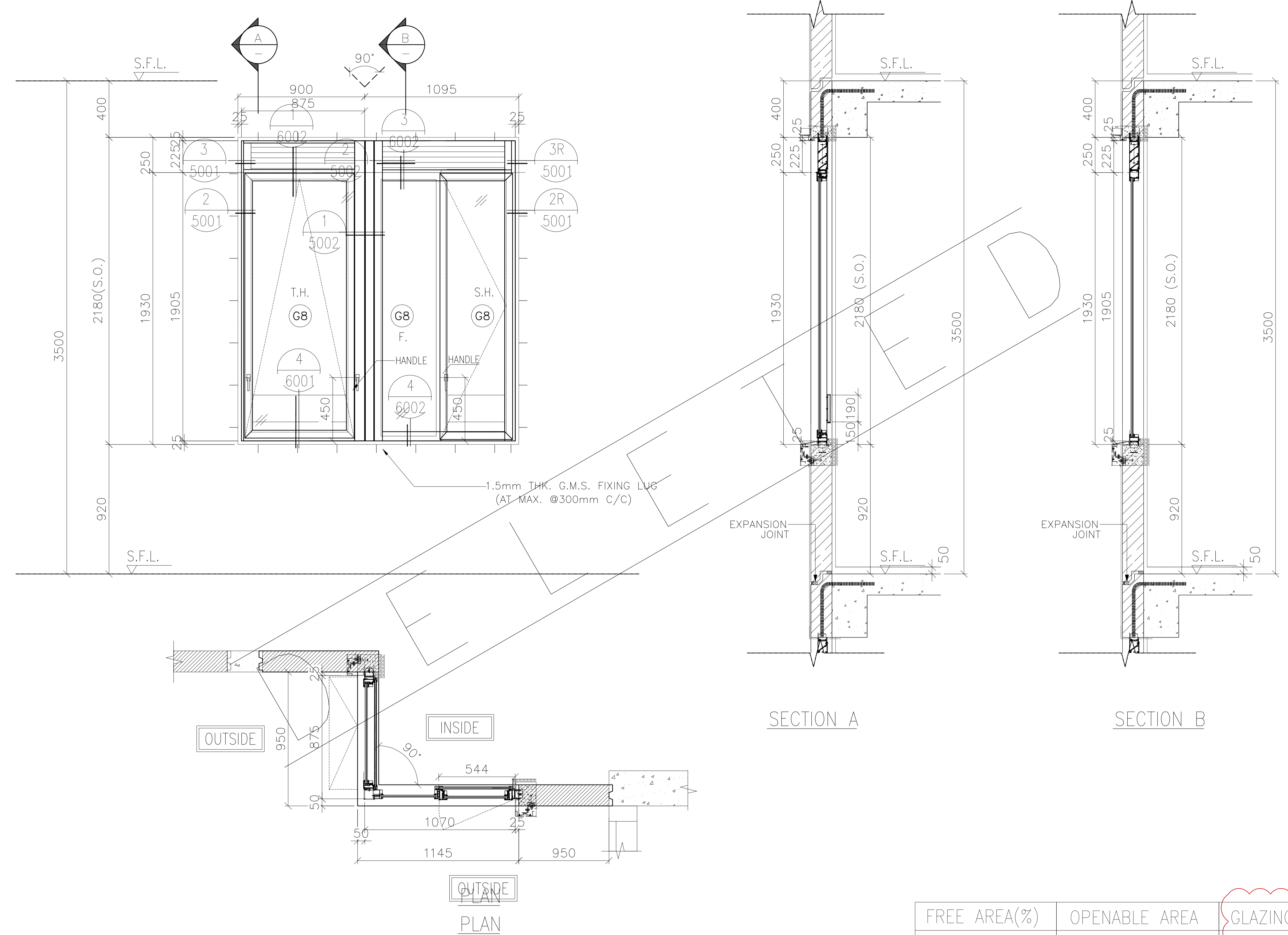
DRAWN BY : Asing DATE : 05/11/2021

CHKD BY : SCALE A1: 1:30 A3: 1:30

DWG. NO. : J857-PW-2002 REV. : D

PRECAST FACADE MARK	PF-T1-01
WINDOW MARK	
SECTION :	65mm ALUM. SECTION
QTY.	27 NOS. (TYPICAL)
LOCATION :	TOWER 1 FLAT A KITCHEN AT 2/F-32/F
GLAZING	6mm FT CLEAR +1.52PVB + 6mm FT CLEAR LAMINATED GLASS (G8)/12mm THK. CLEAR TEMPERED GLASS(Gb0)
REMARK :	

ELEVATION



FREE AREA(%)	OPENABLE AREA	GLAZING AREA
50%	1.945	2.728

B.D. REF :
 F.S.D. REF :
 Note :
 1.All dimensions are in mm.
 2.All elevations are viewed from outside.
 3.All dimensions to be verified on site before fabrication.

GENERAL NOTES
 Legend :
 1. F.F.L.-- Finished Floor Level
 2. S.F.L.-- Structural Floor Level
 3. (R) -- Reversed Detail
 X1 -- DETAIL MARK NO.
 X001 -- REFER SHEET NO.

NO.	DATE	BY ARCHITECT COMMENT	AN
-	05.11.2021	BY ARCHITECT COMMENT	AN
		REVISED	BY

CLIENT :
MARBLE EDGE INVESTMENT LTD.

ARCHITECT :
RONALD LU & PARTNERS
 ARCHITECTS | PLANNERS | INTERIOR DESIGNERS

STRUCTURAL ENGINEER :
CMA C-M WONG & ASSOCIATES LTD
 TEL: 852 2502 1008

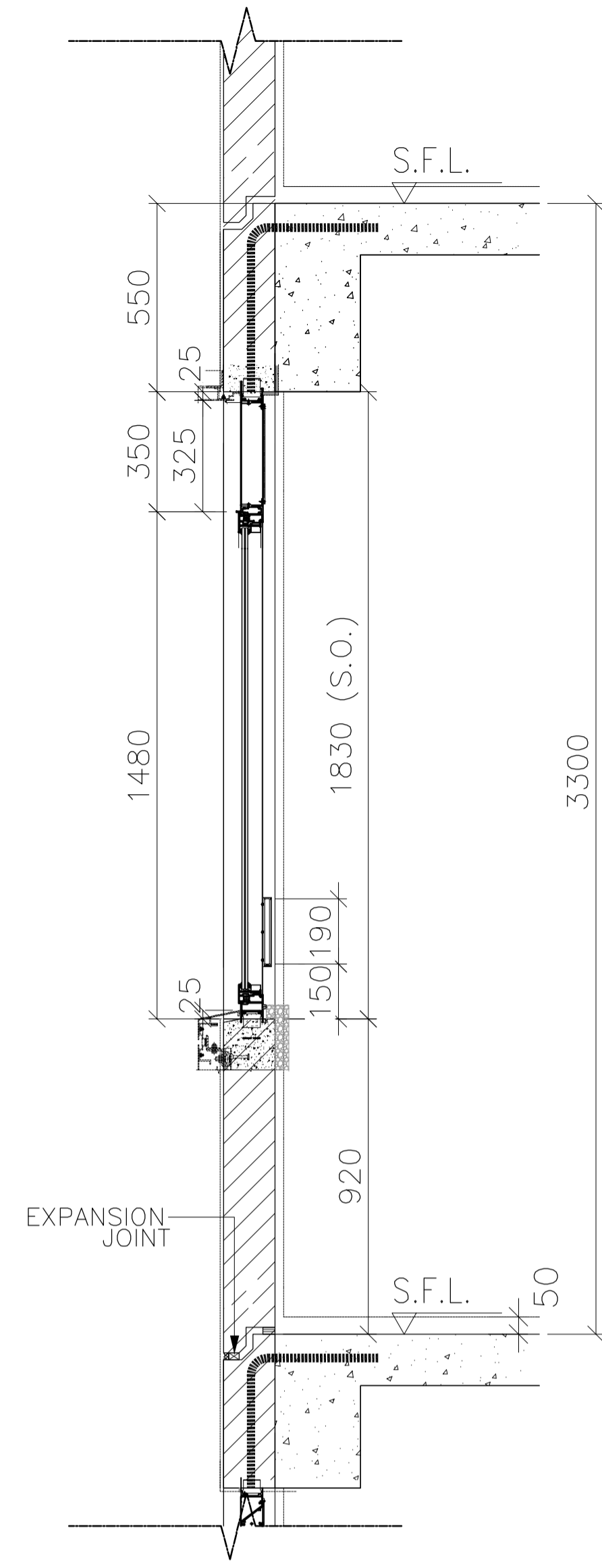
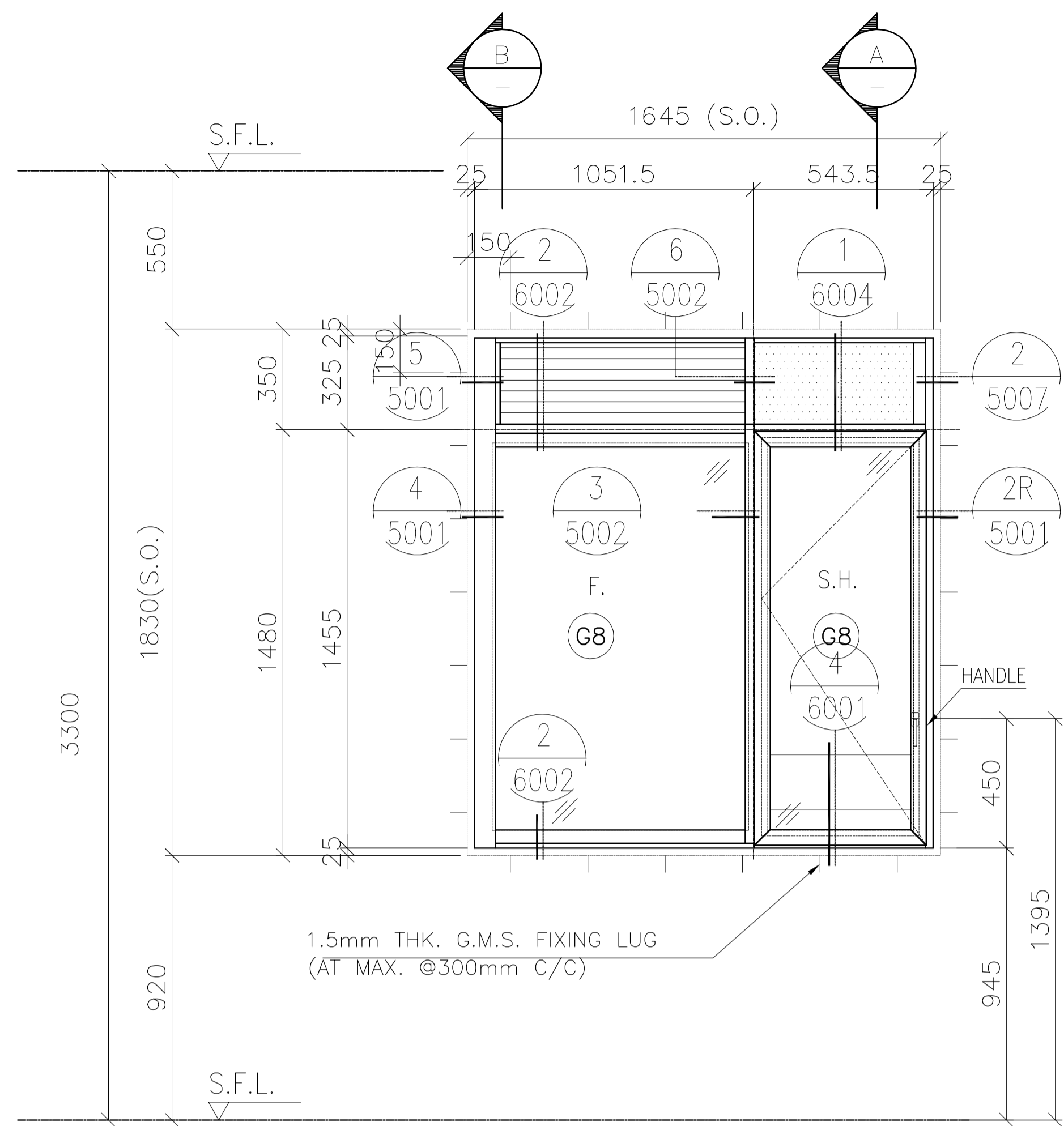
FACADE CONSULTANT :
Inhabit Inhabit Group Hong Kong
<http://www.inhabitgroup.com>

美特鋁質有限公司
 MIDI ALUMINIUM FABRICATOR LTD.
 Units 6-8, Sunray Industrial Centre, 1/F
 610 Cha Kwo Ling Road, Kowloon
 Tel:23489211-4 Fax:(852)27727666

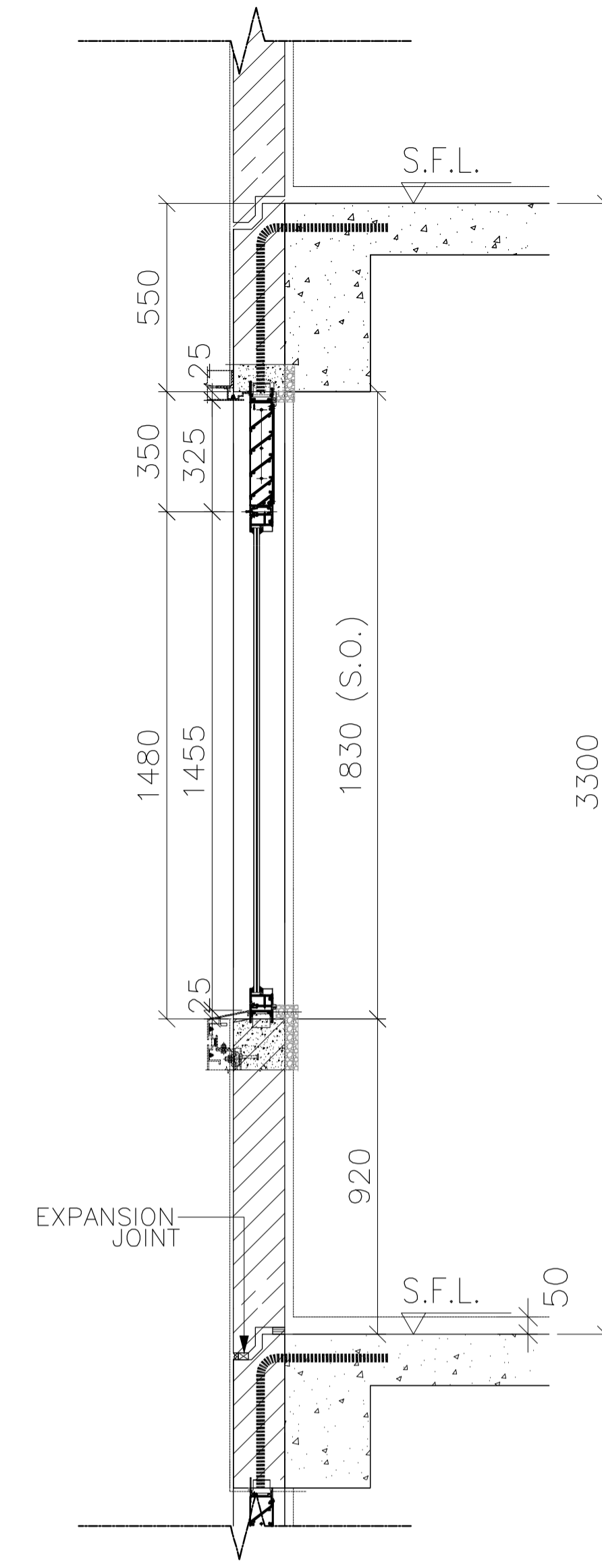
PRECAST FACADE MARK	PF-T1-01-1
WINDOW MARK	
SECTION :	65mm ALUM. SECTION
QTY.	1 NOS. (TYPICAL)
LOCATION :	TOWER 1 FLAT A KITCHEN AT 32/F
GLAZING	6mm FT CLEAR +1.52PVB + 6mm FT CLEAR LAMINATED GLASS (G8)/12mm THK. CLEAR TEMPERED GLASS(GB0)
REMARK :	

PROJECT :	PROPOSED RESIDENTIAL DEVELOPMENT AT NEW KOWLOON INLAND LOT. NO.6552	
TITLE :	WINDOW SCHEDULE FOR PRECAST ALUM. WINDOW	
JOB NO. :	J-857	
DRAWN BY :	Asing	DATE : 05/11/2021
CHKD BY :		SCALE A1: 1:30 A3: 1:30
DWG. NO. :	J857-PW-2002a	REV. : -

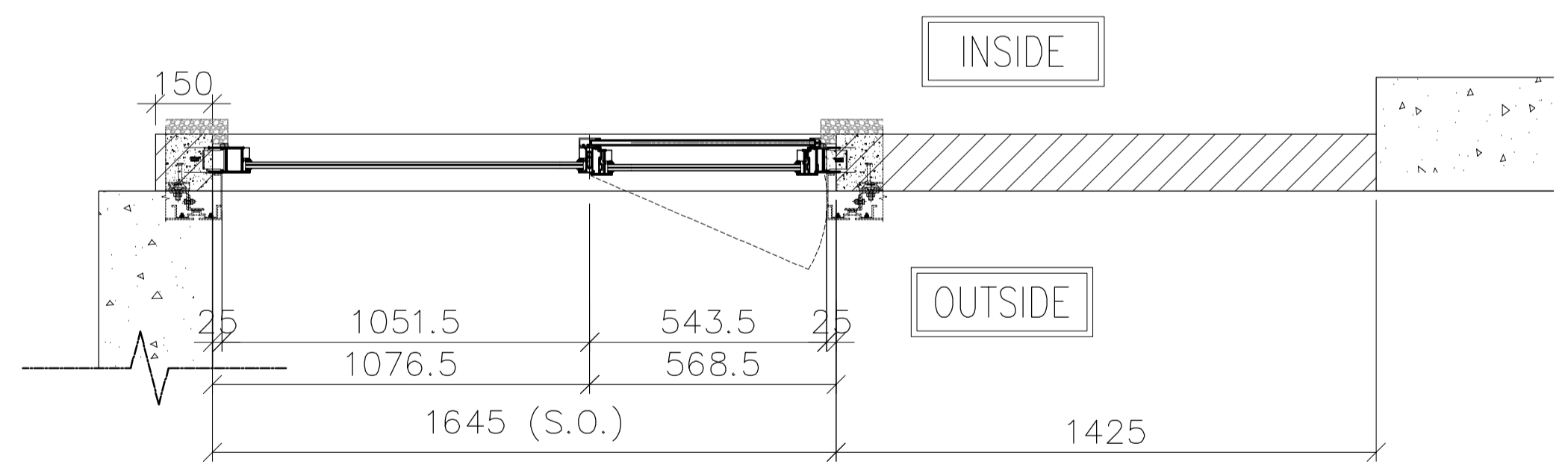
ELEVATION



SECTION A



SECTION B



FREE AREA(%)	OPENABLE AREA	GLAZING AREA
50%	0.757	1.883

B.D. REF :
 F.S.D. REF :
 Note :
 1.All dimensions are in mm.
 2.All elevations are viewed from outside.
 3.All dimensions to be verified on site before fabrication.

GENERAL NOTES
 Legend :
 1. F.F.L.-- Finished Floor Level
 2. S.F.L.-- Structural Floor Level
 3. (R) -- Reversed Detail
 X1 -- DETAIL MARK NO.
 X001 -- REFER SHEET NO.

E	11.01.2022	BY ARCHITECT COMMENT	AN
D	22.11.2021	BY ARCHITECT COMMENT	AN
C	05.11.2021	BY ARCHITECT COMMENT	AN
B	29.10.2021	BY ARCHITECT COMMENT	AN
A	04.10.2021	BY ARCHITECT COMMENT	AN
-	30.08.2021	BY ARCHITECT COMMENT	AN
NO.	DATE	REVISED	BY

CLIENT :
MARBLE EDGE INVESTMENT LTD.

ARCHITECT :
RONALD LU & PARTNERS
 ARCHITECTS | PLANNERS | INTERIOR DESIGNERS

STRUCTURAL ENGINEER :
CMA C-M WONG & ASSOCIATES LTD
 TEL: 852 2502 1098

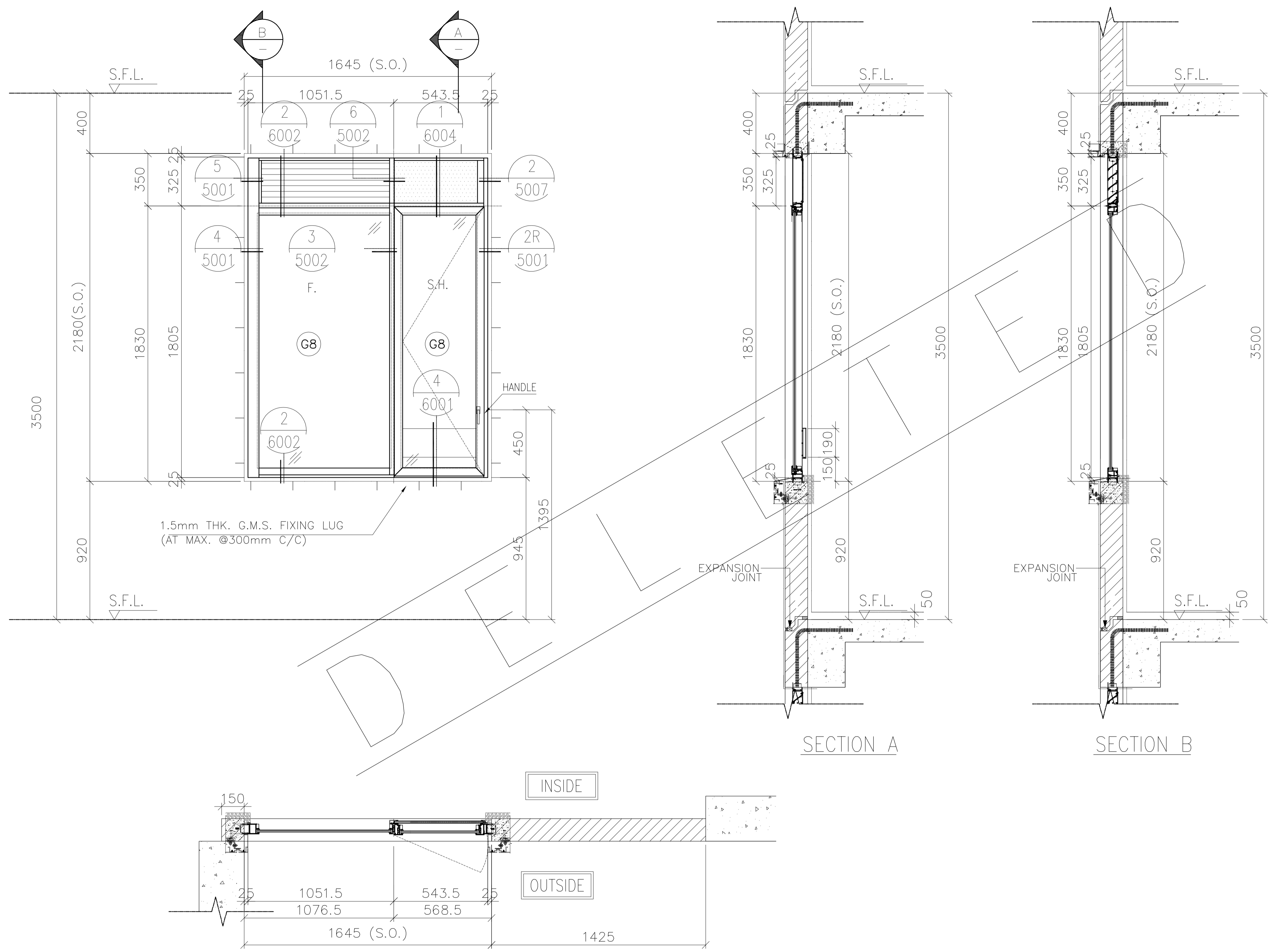
FAÇADE CONSULTANT :
Inhabit Inhabit Group Hong Kong
 http://www.inhabitgroup.com

美特鋁質有限公司
MIDI ALUMINIUM FABRICATOR LTD.
 Units 6-8, Sunray Industrial Centre, 1/F
 610 Cha Kwo Ling Road, Kowloon
 Tel:23489211-4 Fax:(852)27727666

PRECAST FAÇADE MARK	PF-T1-16
WINDOW MARK	AW 13
SECTION :	65mm ALUM. SECTION
QTY.	27 NOS. (TYPICAL)
LOCATION :	TOWER 1 FLAT B KITCHEN AT 2/F-32/F
GLAZING	6mm FT CLEAR +1.52PVB + 6mm FT CLEAR LAMINATED GLASS (G8)/12mm THK. CLEAR TEMPERED GLASS(GB0)
REMARK :	

PROJECT :	PROPOSED RESIDENTIAL DEVELOPMENT AT NEW KOWLOON INLAND LOT. NO.6552
TITLE :	WINDOW SCHEDULE FOR PRECAST ALUM. WINDOW
JOB NO. :	J-857
DRAWN BY :	Asing
DATE :	05/11/2021
CHKD BY :	SCALE A1: 1:30 A3: 1:30
DWG. NO. :	J857-PW-2003
REV. :	E

ELEVATION



FREE AREA(%)	OPENABLE AREA	GLAZING AREA
50%	0.947	2.370

B.D. REF :
 F.S.D. REF :
 Note :
 1.All dimensions are in mm.
 2.All elevations are viewed from outside.
 3.All dimensions to be verified on site before fabrication.

GENERAL NOTES
 Legend :
 1. F.F.L.-- Finished Floor Level
 2. S.F.L.-- Structural Floor Level
 3. (R) -- Reversed Detail
 X1 -- DETAIL MARK NO.
 X001 -- REFER SHEET NO.

NO.	DATE	BY ARCHITECT COMMENT	AN
-	05.11.2021	BY ARCHITECT COMMENT	AN
		REVISED	BY

CLIENT :
MARBLE EDGE INVESTMENT LTD.

ARCHITECT :
RONALD LU & PARTNERS
 ARCHITECTS | PLANNERS | INTERIOR DESIGNERS

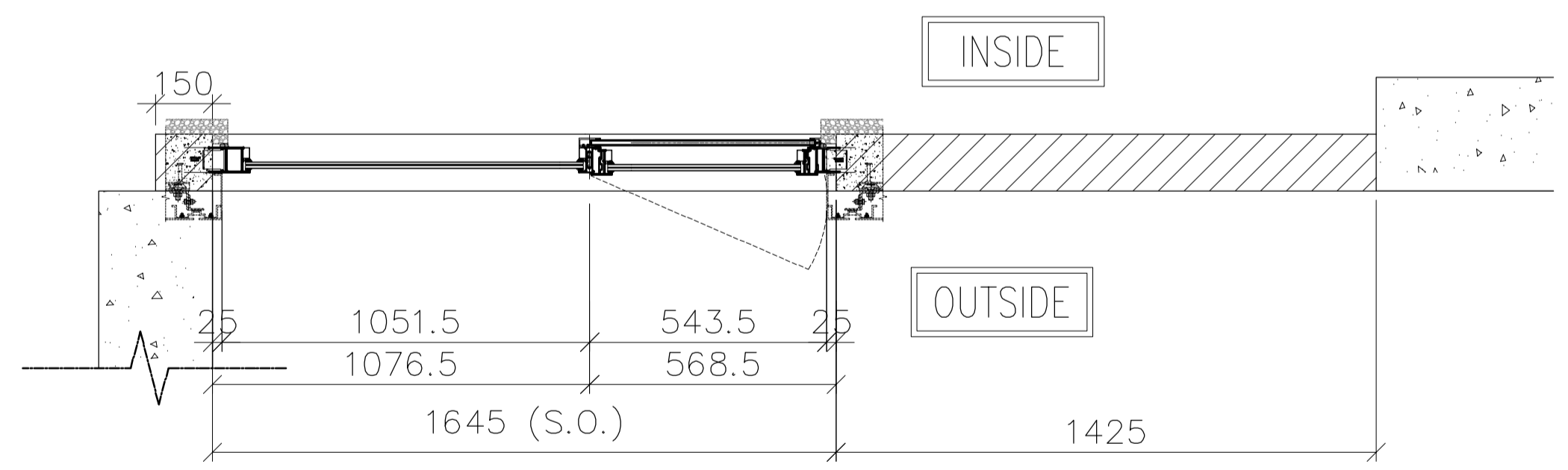
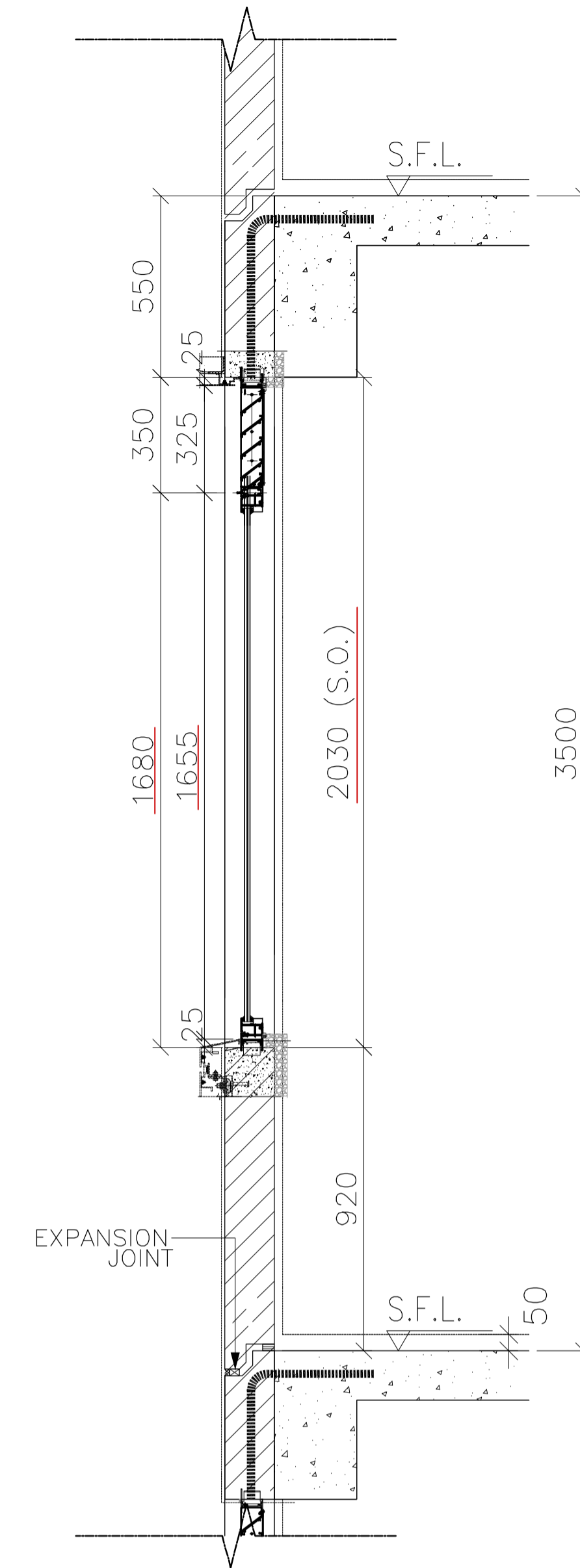
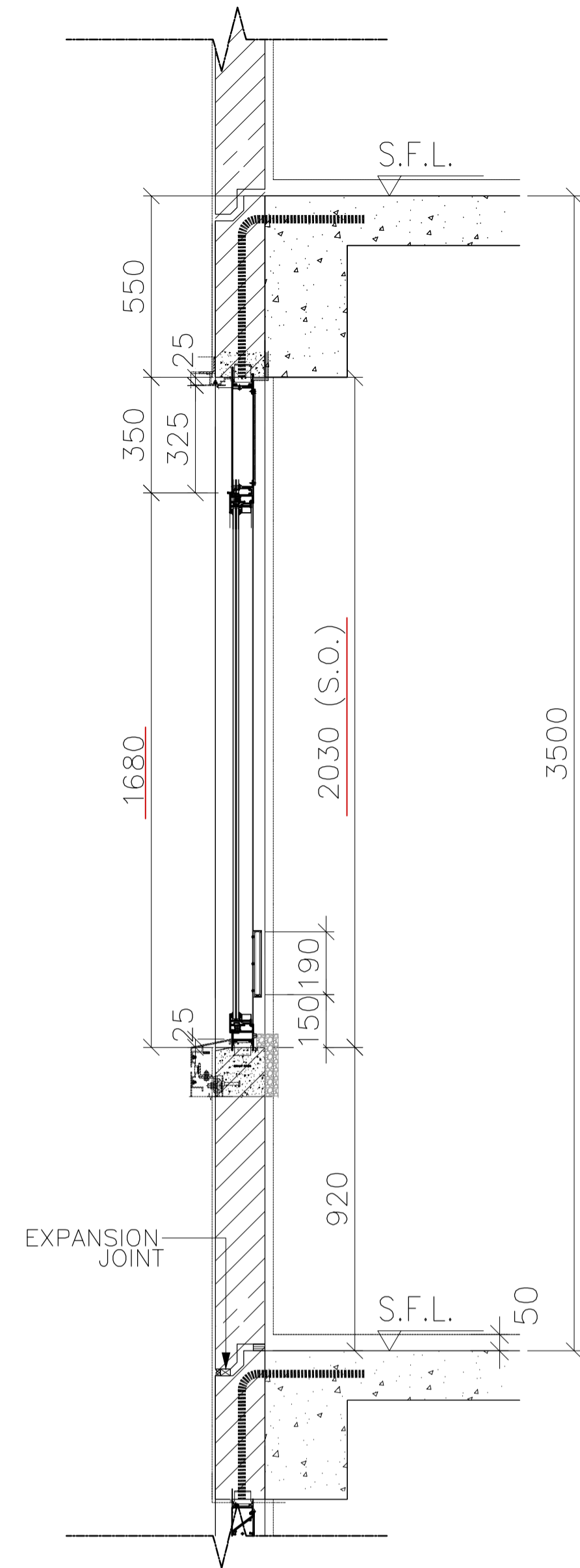
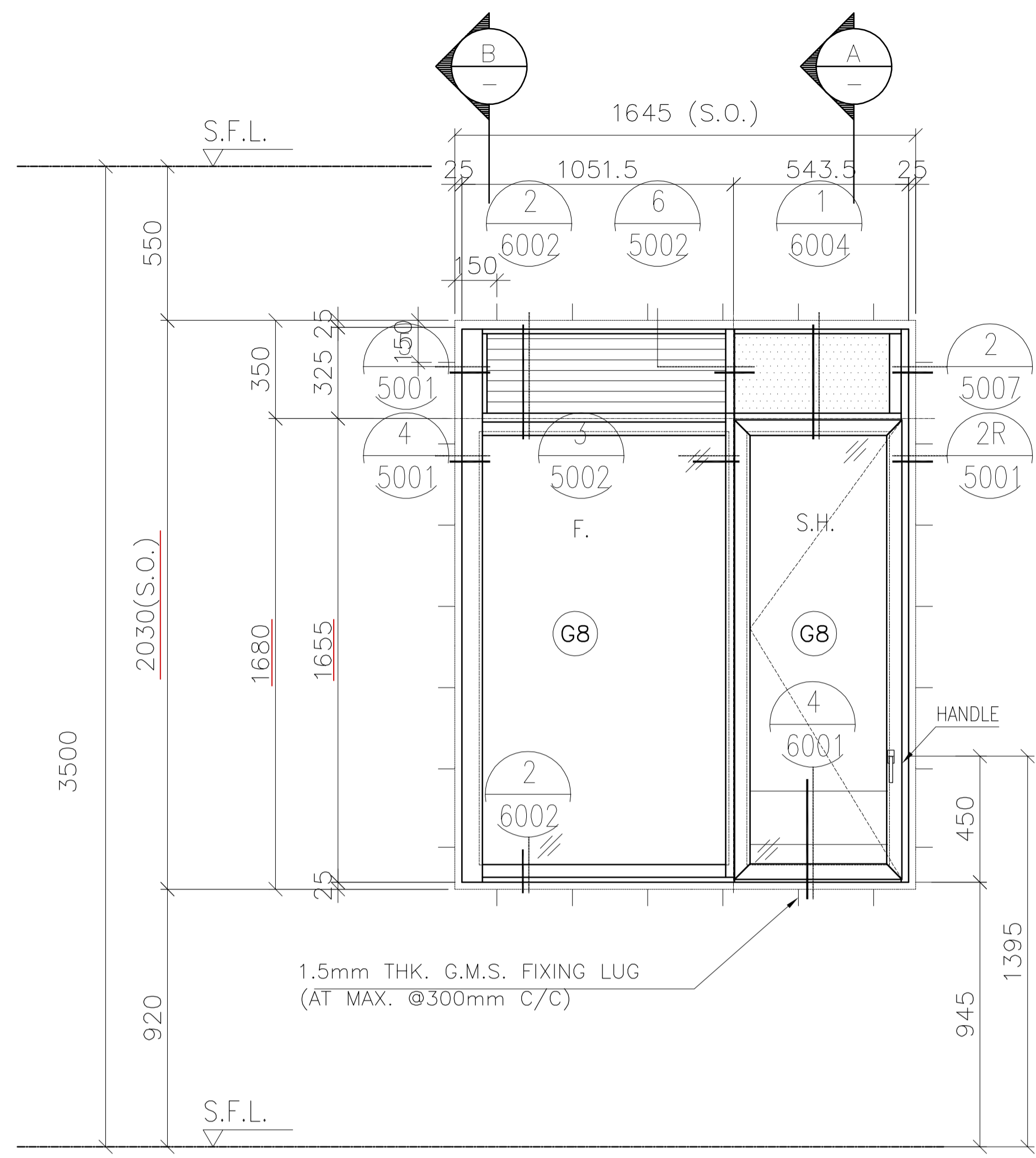
STRUCTURAL ENGINEER :
CMA C-M WONG & ASSOCIATES LTD
 TEL: 852 2502 1098

FACADE CONSULTANT :
Inhabit Inhabit Group Hong Kong
<http://www.inhabitgroup.com>

美特鋁質有限公司
 MIDI ALUMINIUM FABRICATOR LTD.
 Units 6-8, Sunray Industrial Centre, 1/F
 610 Cha Kwo Ling Road, Kowloon
 Tel:23489211-4 Fax:(852)27727666

PRECAST FACADE MARK	PF-T1-16-1
WINDOW MARK	AW 13-1
SECTION :	65mm ALUM. SECTION
QTY.	1 NOS. (TYPICAL)
LOCATION :	TOWER 1 FLAT B KITCHEN AT 32/F
GLAZING	6mm FT CLEAR +1.52PVB + 6mm FT CLEAR LAMINATED GLASS (G8)/12mm THK. CLEAR TEMPERED GLASS(GB0)
REMARK :	

PROJECT :	PROPOSED RESIDENTIAL DEVELOPMENT AT NEW KOWLOON INLAND LOT. NO.6552
TITLE :	WINDOW SCHEDULE FOR PRECAST ALUM. WINDOW
JOB NO. :	J-857
DRAWN BY :	Asing
DATE :	05/11/2021
CHKD BY :	SCALE A1: 1:30 A3: 1:30
DWG. NO. :	J857-PW-2003a
REV. :	-



FREE AREA(%)	OPENABLE AREA	GLAZING AREA
50%	0.947	2.370

B.D. REF :
 F.S.D. REF :
 Note :
 1.All dimensions are in mm.
 2.All elevations are viewed from outside.
 3.All dimensions to be verified on site before fabrication.

GENERAL NOTES
 Legend :
 1. F.F.L.-- Finished Floor Level
 2. S.F.L.-- Structural Floor Level
 3. (R) -- Reversed Detail
 X1 -- DETAIL MARK NO.
 X001 -- REFER SHEET NO.

A	11.01.2022	BY ARCHITECT COMMENT	AN
-	05.11.2021	BY ARCHITECT COMMENT	AN
NO.	DATE	REVISED	BY

CLIENT :
MARBLE EDGE INVESTMENT LTD.

ARCHITECT :
RONALD LU & PARTNERS
 ARCHITECTS | PLANNERS | INTERIOR DESIGNERS

STRUCTURAL ENGINEER :
CMA C-M WONG & ASSOCIATES LTD
 TEL: 852 2502 1098

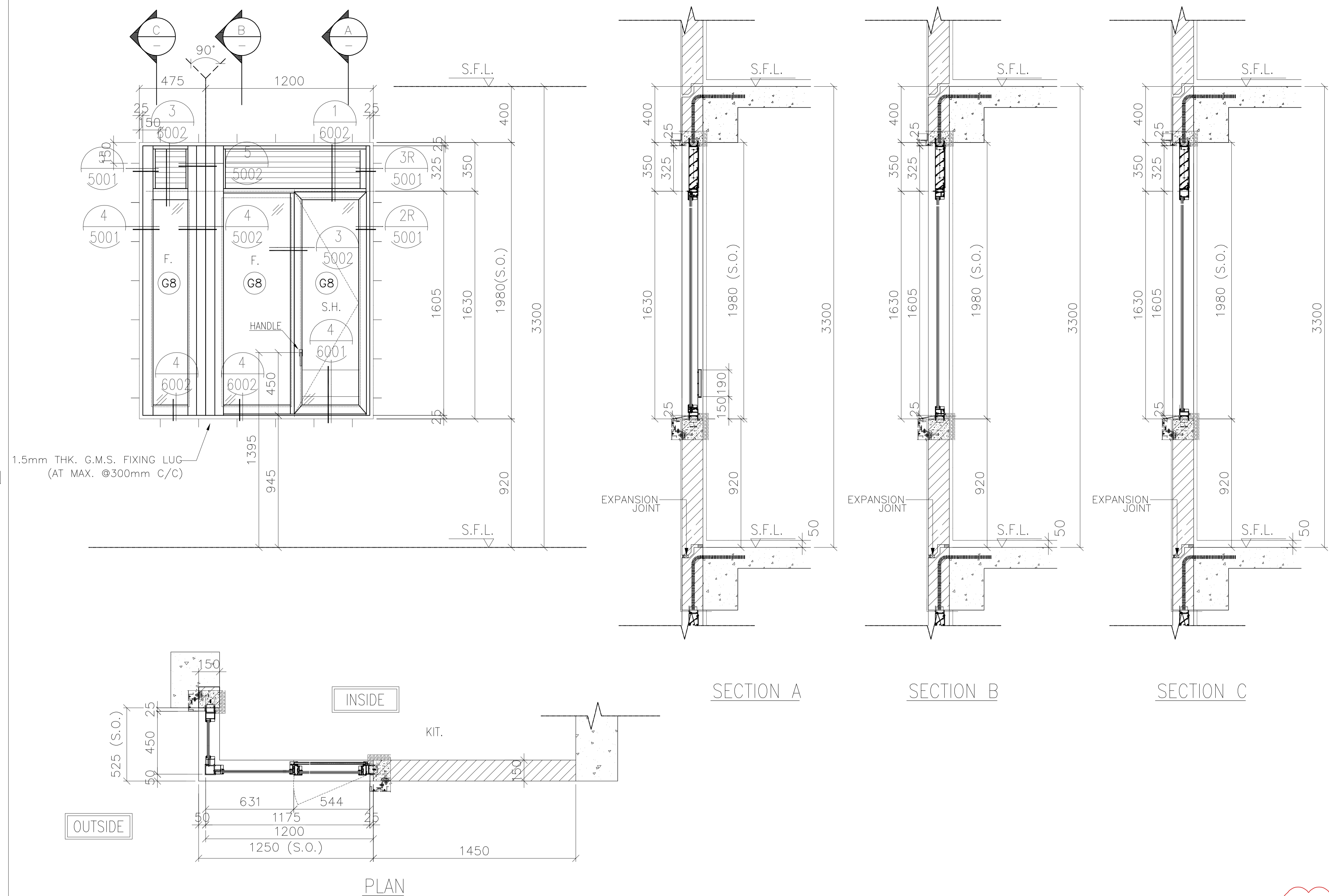
FACADE CONSULTANT :
Inhabit Inhabit Group Hong Kong
<http://www.inhabitgroup.com>

美特鋁質有限公司
 MIDI ALUMINIUM FABRICATOR LTD.
 Units 6-8, Sunray Industrial Centre, 1/F
 610 Cha Kwo Ling Road, Kowloon
 Tel:23489211-4 Fax:(852)27727666

PRECAST FACADE MARK	PF-T1-16-2
WINDOW MARK	
SECTION :	65mm ALUM. SECTION
QTY.	1 NOS. (TYPICAL)
LOCATION :	TOWER 1 FLAT B KITCHEN AT 33/F
GLAZING	6mm FT CLEAR +1.52PVB + 6mm FT CLEAR LAMINATED GLASS (G8)/12mm THK. CLEAR TEMPERED GLASS(GB0)
REMARK :	

PROJECT :	PROPOSED RESIDENTIAL DEVELOPMENT AT NEW KOWLOON INLAND LOT. NO.6552
TITLE :	WINDOW SCHEDULE FOR PRECAST ALUM. WINDOW
JOB NO. :	J-857
DRAWN BY :	Asing
DATE :	05/11/2021
CHKD BY :	SCALE A1: 1:30 A3: 1:30
DWG. NO. :	J857-PW-2003b
REV. :	A

ELEVATION



FREE AREA(%)	OPENABLE AREA	GLAZING AREA
50%	0.714	1.788

B.D. REF :
 F.S.D. REF :
 Note :
 1. All dimensions are in mm.
 2. All elevations are viewed from outside.
 3. All dimensions to be verified on site before fabrication.

GENERAL NOTES
 Legend :
 1. F.F.L.-- Finished Floor Level
 2. S.F.L.-- Structural Floor Level
 3. (R) -- Reversed Detail
 X1 -- DETAIL MARK NO.
 X001 -- REFER SHEET NO.

E	11.01.2022	BY ARCHITECT COMMENT	AN
D	05.11.2021	BY ARCHITECT COMMENT	AN
C	29.10.2021	BY ARCHITECT COMMENT	AN
B	22.10.2021	BY ARCHITECT COMMENT	AN
A	04.10.2021	BY ARCHITECT COMMENT	AN
-	30.08.2021	BY ARCHITECT COMMENT	AN
NO.	DATE	REVISED	BY

CLIENT :
MARBLE EDGE INVESTMENT LTD.

ARCHITECT :
RONALD LU & PARTNERS
 ARCHITECTS | PLANNERS | INTERIOR DESIGNERS

STRUCTURAL ENGINEER :
CMA C-M WONG & ASSOCIATES LTD
 TEL: 852 2522 1088

FACADE CONSULTANT :
Inhabit Inhabit Group Hong Kong
<http://www.inhabitgroup.com>

美特鋁質有限公司
MIDI ALUMINIUM FABRICATOR LTD.
 Units 6-8, Sunray Industrial Centre, 1/F
 610 Cha Kwo Ling Road, Kowloon
 Tel:23489211-4 Fax:(852)27727666

PROJECT :
PROPOSED RESIDENTIAL DEVELOPMENT AT NEW KOWLOON INLAND LOT. NO.6552

TITLE :
 WINDOW SCHEDULE FOR PRECAST ALUM. WINDOW

JOB NO. : J-857

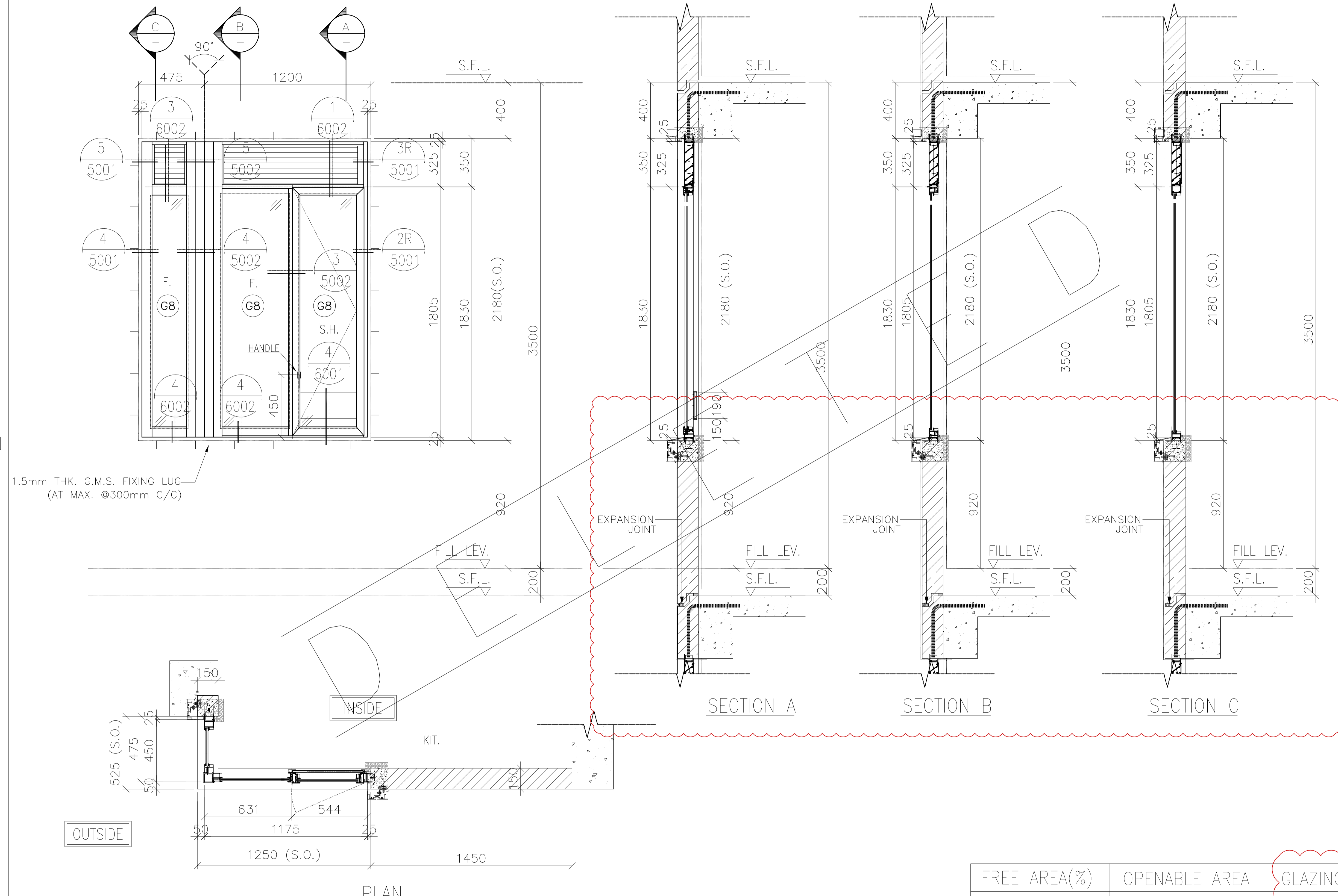
DRAWN BY : Asing DATE : 05/11/2021

CHKD BY : SCALE A1: 1:30 A3: 1:30

DWG. NO. : J857-PW-2004 REV. : E

PRECAST FACADE MARK	PF-T2-04
WINDOW MARK	AW 14
SECTION :	65mm ALUM. SECTION
QTY.	27 NOS. (TYPICAL)
LOCATION :	TOWER 2 FLAT A KITCHEN AT 2/F-32/F,
GLAZING	6mm FT CLEAR +1.52PVB + 6mm FT CLEAR LAMINATED GLASS (G8)/12mm THK. CLEAR TEMPERED GLASS (G6)
REMARK :	

ELEVATION



FREE AREA(%)	OPENABLE AREA	GLAZING AREA
50%	0.807	2.425

B.D. REF :
 F.S.D. REF :
 Note :
 1.All dimensions are in mm.
 2.All elevations are viewed from outside.
 3.All dimensions to be verified on site before fabrication.

GENERAL NOTES
 Legend :
 1. F.F.L.-- Finished Floor Level
 2. S.F.L.-- Structural Floor Level
 3. (R) -- Reversed Detail
 X1 -- DETAIL MARK NO.
 X001 -- REFER SHEET NO.

E	22.11.2021	BY ARCHITECT COMMENT	AN
D	05.11.2021	BY ARCHITECT COMMENT	AN
C	29.10.2021	BY ARCHITECT COMMENT	AN
B	22.10.2021	BY ARCHITECT COMMENT	AN
A	04.10.2021	BY ARCHITECT COMMENT	AN
-	30.08.2021	BY ARCHITECT COMMENT	AN
NO.	DATE	REVISED	BY

CLIENT :
MARBLE EDGE INVESTMENT LTD.

ARCHITECT :
RONALD LU & PARTNERS
 ARCHITECTS | PLANNERS | INTERIOR DESIGNERS

STRUCTURAL ENGINEER :
CMA C-M WONG & ASSOCIATES LTD
 TEL: 852 2022 1098

FAÇADE CONSULTANT :
Inhabit Inhabit Group Hong Kong
<http://www.inhabitgroup.com>

美特鋁質有限公司
MIDI ALUMINIUM FABRICATOR LTD.
 Units 6-8, Sunray Industrial Centre, 1/F
 610 Cha Kwo Ling Road, Kowloon
 Tel:23489211-4 Fax:(852)27727666

PROJECT :
PROPOSED RESIDENTIAL DEVELOPMENT AT NEW KOWLOON INLAND LOT. NO.6552

TITLE :
 WINDOW SCHEDULE FOR PRECAST ALUM. WINDOW

JOB NO. : J-857

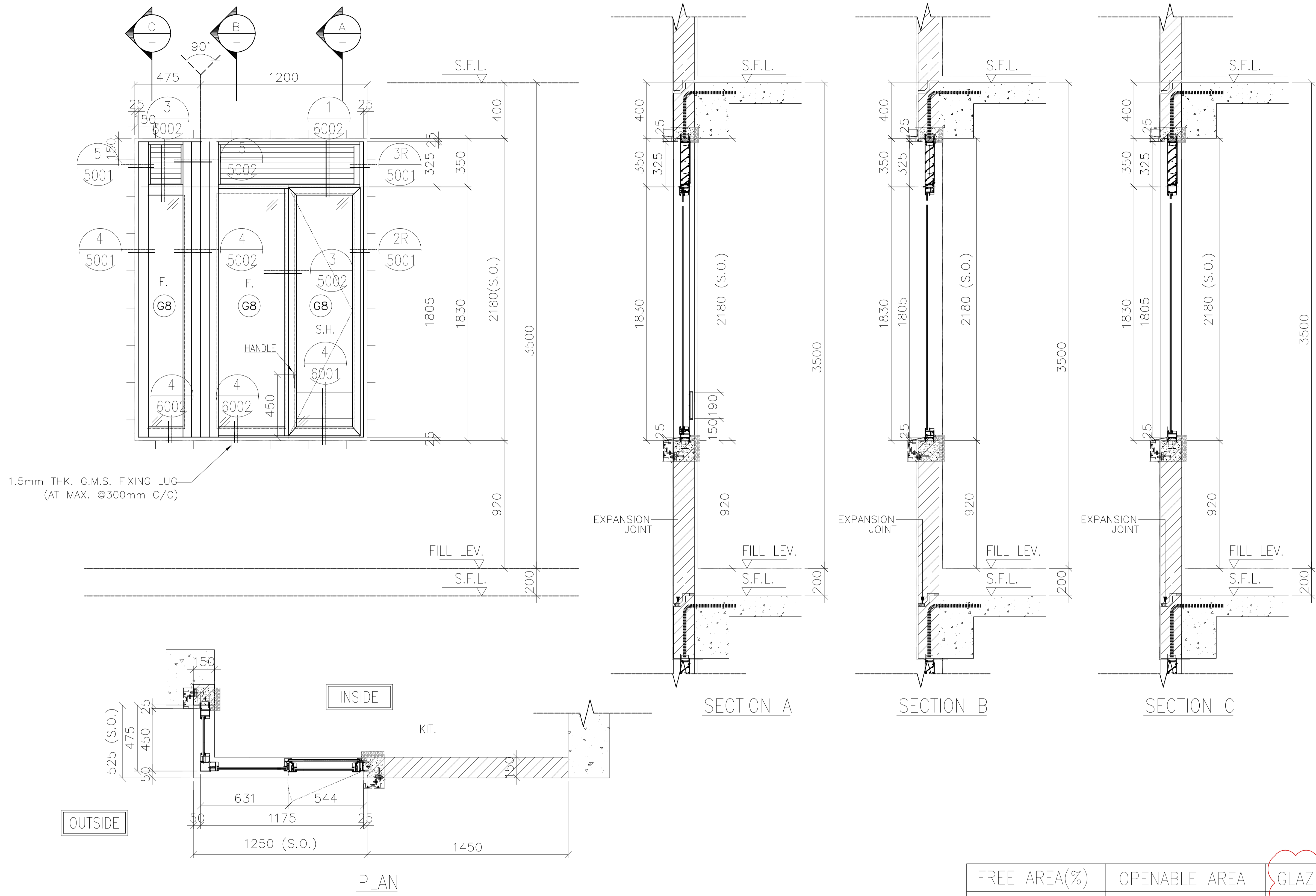
DRAWN BY : Asing DATE : 05/11/2021

CHKD BY : SCALE A1: 1:30 A3: 1:30

DWG. NO. : J857-PW-2004a REV. : E

PRECAST FAÇADE MARK	PF-T2-04-1
WINDOW MARK	AW 14-1
SECTION :	65mm ALUM. SECTION
QTY.	1 NO.
LOCATION :	TOWER 2 FLAT A KITCHEN AT 32/F,
GLAZING	6mm FT CLEAR +1.52PVB + 6mm FT CLEAR LAMINATED GLASS (G8)/12mm THK. CLEAR TEMPERED GLASS(GBo)
REMARK :	

ELEVATION



1.5mm THK. G.M.S. FIXING LUG
(AT MAX. @300mm C/C)

FREE AREA(%)	OPENABLE AREA	GLAZING AREA
50%	0.807	2.425

B.D. REF :
F.S.D. REF :
Note :
1.All dimensions are in mm.
2.All elevations are viewed from outside.
3.All dimensions to be verified on site before fabrication.

GENERAL NOTES
Legend :
1. F.F.L.-- Finished Floor Level
2. S.F.L.-- Structural Floor Level
3. (R) -- Reversed Detail
X1 -- DETAIL MARK NO.
X001 -- REFER SHEET NO.

B	11.01.2022	BY ARCHITECT COMMENT	AN
A	22.11.2021	BY ARCHITECT COMMENT	AN
-	05.11.2021	BY ARCHITECT COMMENT	AN
NO.	DATE	REVISED	BY

CLIENT :
MARBLE EDGE INVESTMENT LTD.

ARCHITECT :
RONALD LU & PARTNERS
ARCHITECTS | PLANNERS | INTERIOR DESIGNERS

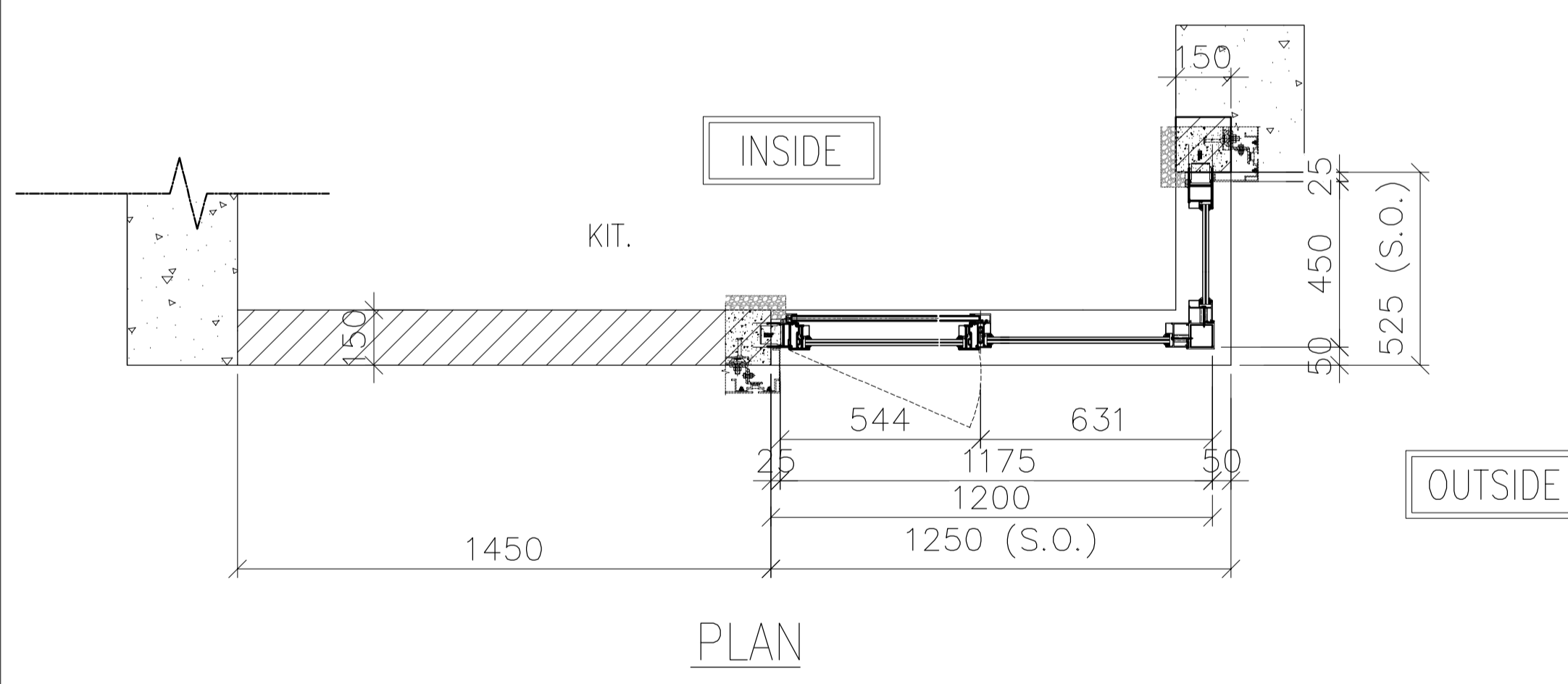
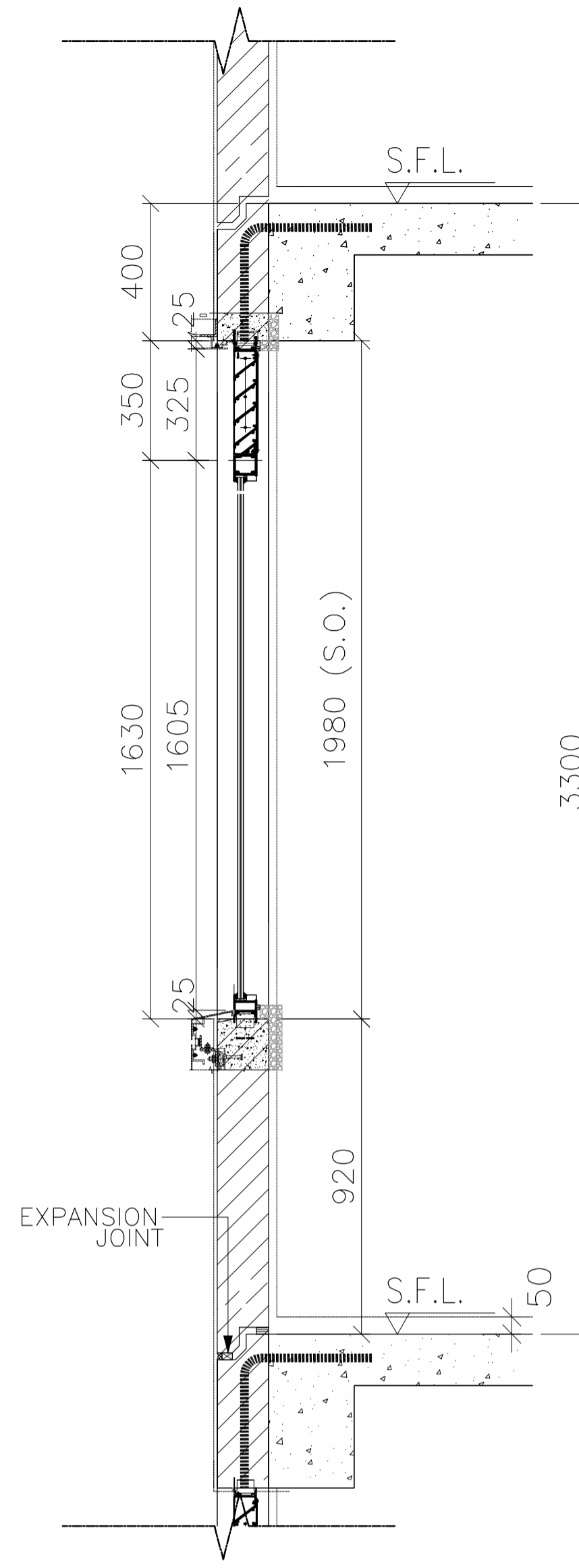
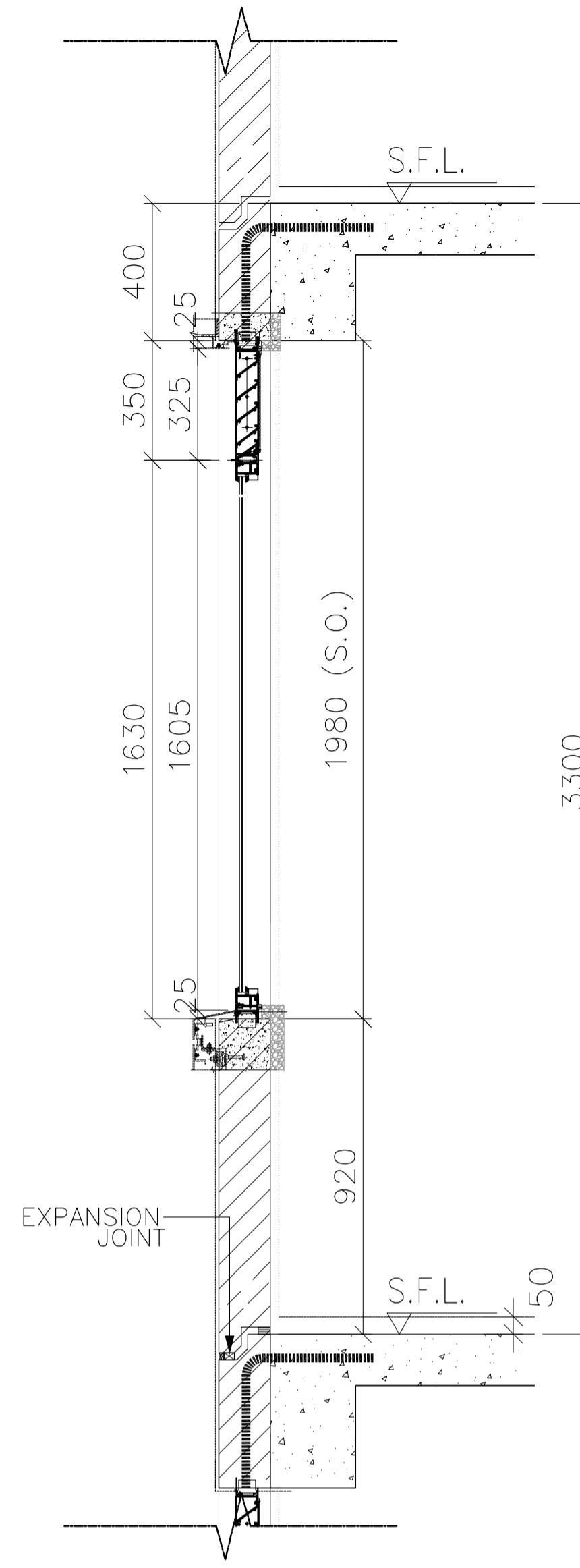
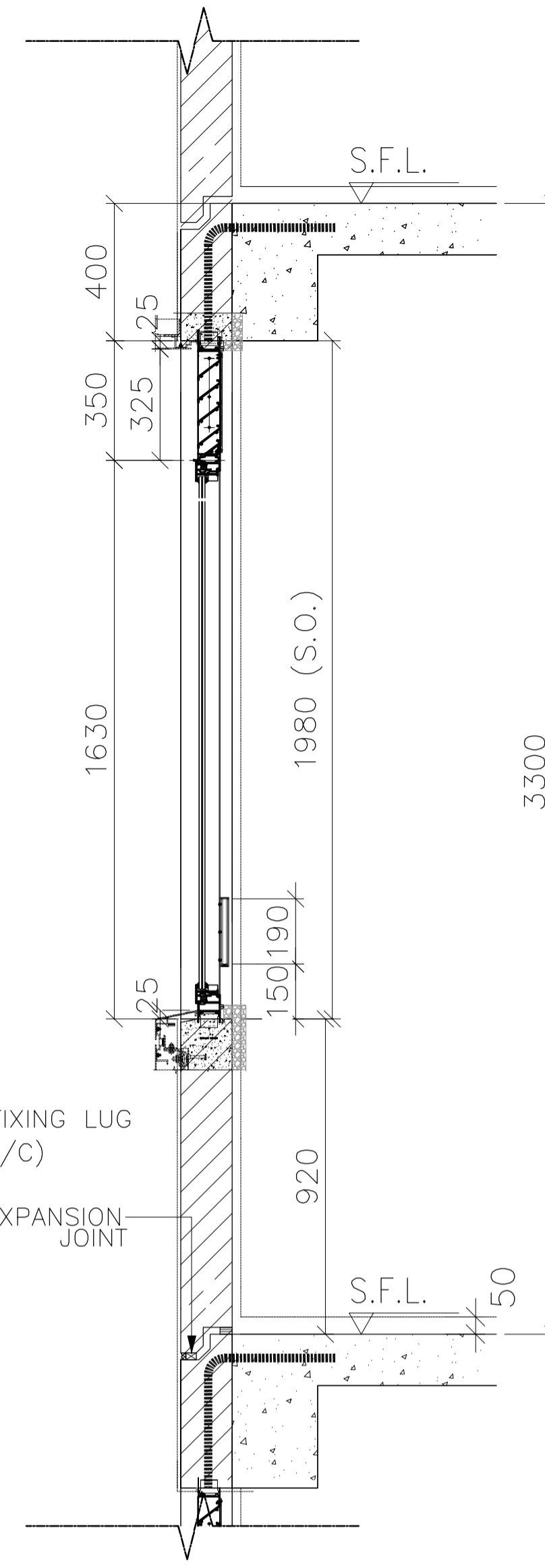
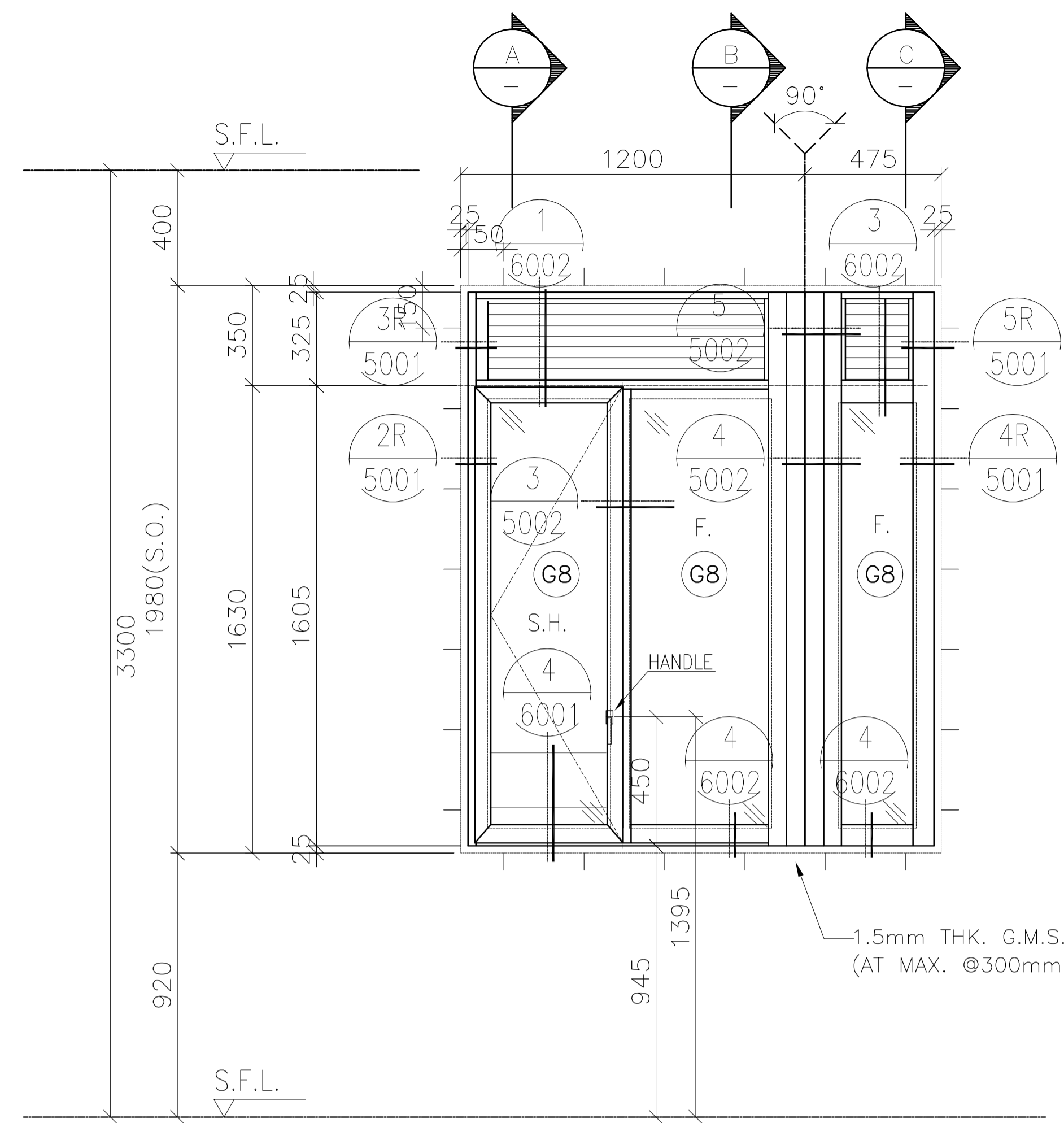
STRUCTURAL ENGINEER :
CMA C-M WONG & ASSOCIATES LTD
TEL: 852 2022 1098

FAÇADE CONSULTANT :
Inhabit Inhabit Group Hong Kong
<http://www.inhabitgroup.com>

美特鋁質有限公司
MIDI ALUMINIUM FABRICATOR LTD.
Units 6-8, Sunray Industrial Centre, 1/F
610 Cha Kwo Ling Road, Kowloon
Tel:23489211-4 Fax:(852)27727666

PRECAST FAÇADE MARK	PF-T2-04-2
WINDOW MARK	
SECTION :	65mm ALUM. SECTION
QTY.	1 NO.
LOCATION :	TOWER 2 FLAT A KITCHEN AT 33/F,
GLAZING	6mm FT CLEAR +1.52PVB + 6mm FT CLEAR LAMINATED GLASS (G8)/12mm THK. CLEAR TEMPERED GLASS(GBo)
REMARK :	

PROJECT :	PROPOSED RESIDENTIAL DEVELOPMENT AT NEW KOWLOON INLAND LOT. NO.6552
TITLE :	WINDOW SCHEDULE FOR PRECAST ALUM. WINDOW
JOB NO. :	J-857
DRAWN BY :	Asing
DATE :	05/11/2021
CHKD BY :	SCALE A1: 1:30 A3: 1:30
DWG. NO. :	J857-PW-2004b
REV. :	B



SECTION A

SECTION B

SECTION C

PLAN

FREE AREA(%)	OPENABLE AREA	GLAZING AREA
50%	0.714	1.788

B.D. REF :
 F.S.D. REF :
 Note :
 1.All dimensions are in mm.
 2.All elevations are viewed from outside.
 3.All dimensions to be verified on site before fabrication.

GENERAL NOTES

Legend :
 1. F.F.L.-- Finished Floor Level
 2. S.F.L.-- Structural Floor Level
 3. (R) -- Reversed Detail

X1 -- DETAIL MARK NO.
 X001 -- REFER SHEET NO.

NO.	DATE	REVISED	BY
C	11.01.2022	BY ARCHITECT COMMENT	AN
B	05.11.2021	BY ARCHITECT COMMENT	AN
A	29.10.2021	BY ARCHITECT COMMENT	AN
-	22.10.2021	BY ARCHITECT COMMENT	AN

CLIENT :
MARBLE EDGE INVESTMENT LTD.

ARCHITECT :
RONALD LU & PARTNERS
 ARCHITECTS | PLANNERS | INTERIOR DESIGNERS

STRUCTURAL ENGINEER :
CMA C-M WONG & ASSOCIATES LTD
 TEL: 852 2522 1098

FACADE CONSULTANT :
Inhabit Inhabit Group Hong Kong
<http://www.inhabitgroup.com>

美特鋁質有限公司
 MIDI ALUMINIUM FABRICATOR LTD.
 Units 6-8, Sunray Industrial Centre, 1/F
 610 Cha Kwo Ling Road, Kowloon
 Tel:23489211-4 Fax:(852)27727666

PROJECT :
PROPOSED RESIDENTIAL DEVELOPMENT AT NEW KOWLOON INLAND LOT. NO.6552

TITLE :
 WINDOW SCHEDULE FOR PRECAST ALUM. WINDOW

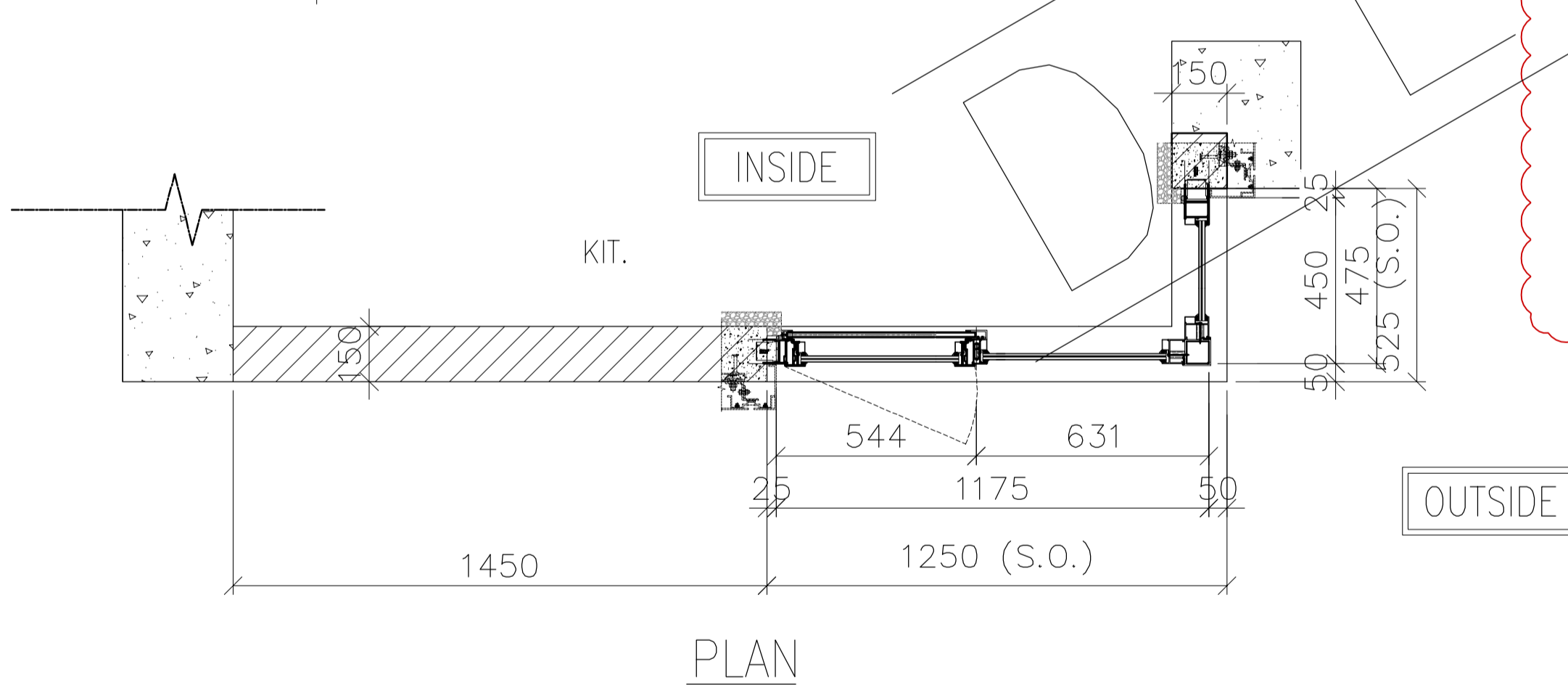
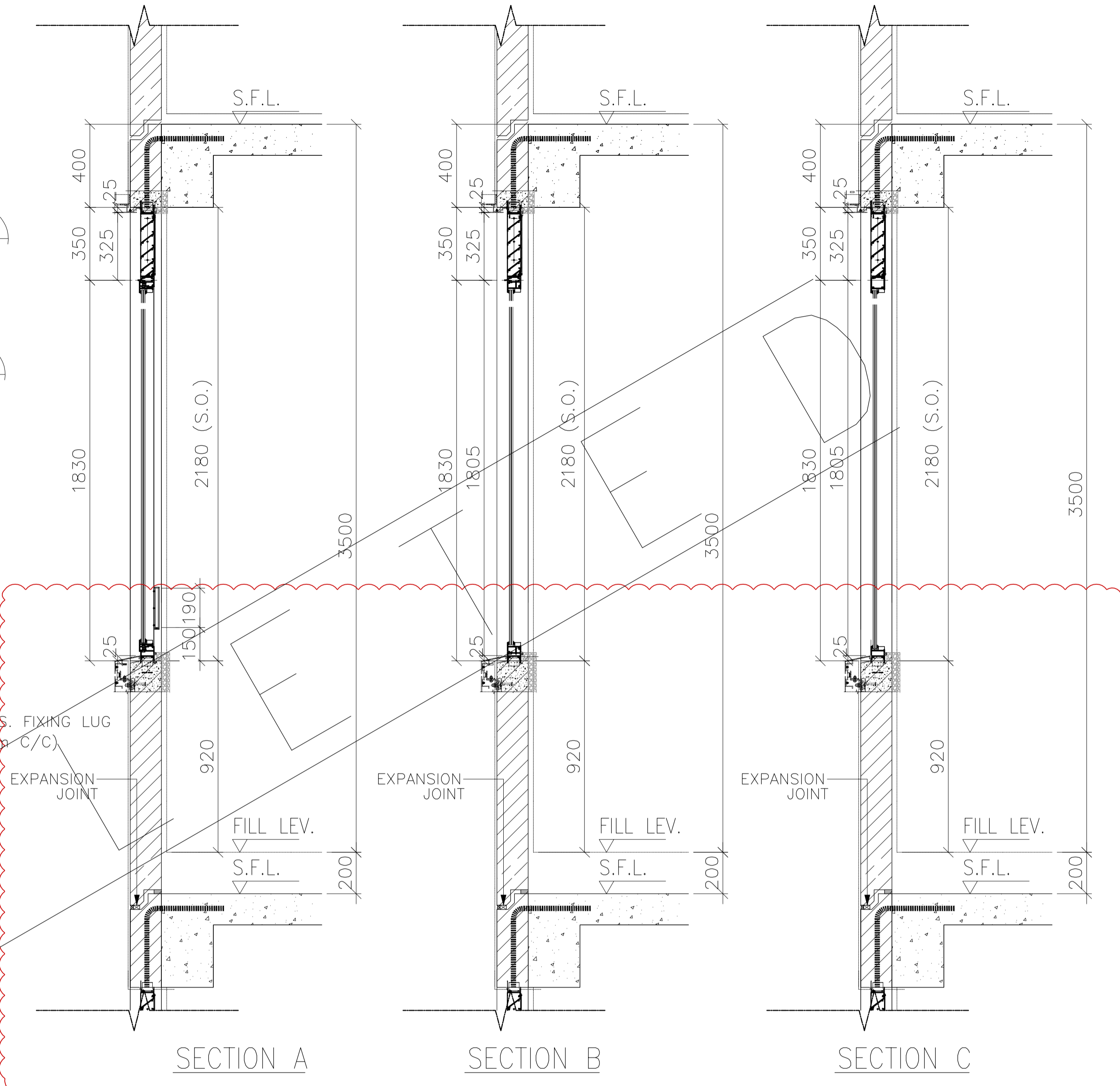
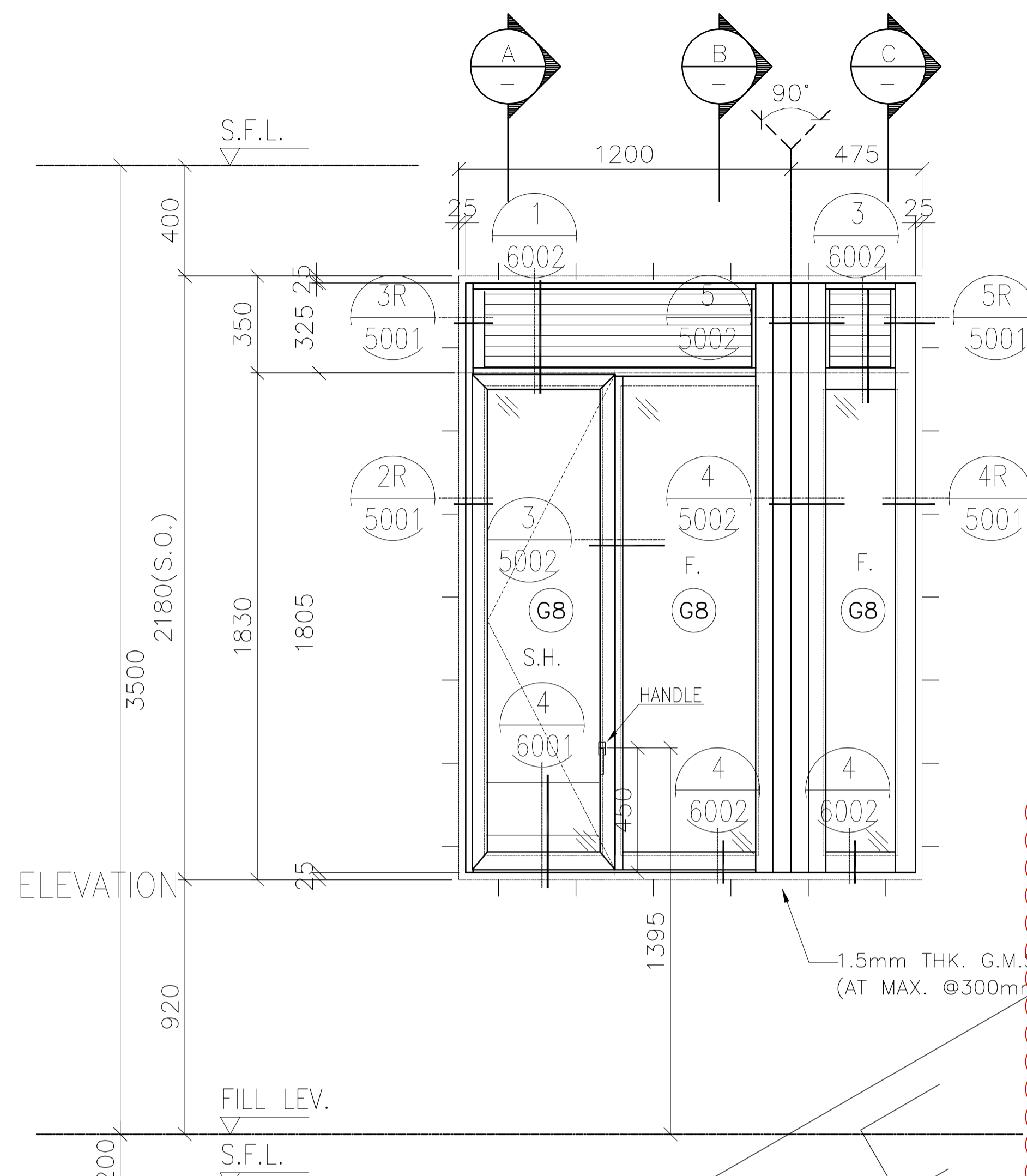
JOB NO. : J-857

DRAWN BY : Asing DATE : 05/11/2021

CHKD BY : SCALE A1: 1:30 A3: 1:30

DWG. NO. : J857-PW-2005 REV. : C

PRECAST FACADE MARK	PF-T7-07
WINDOW MARK	AW 14R (REVERSED)
SECTION :	65mm ALUM. SECTION
QTY.	23 NOS. (TYPICAL)
LOCATION :	TOWER 7 FLAT B KITCHEN AT 5/F-30/F,
GLAZING	6mm FT CLEAR +1.52PVB + 6mm FT CLEAR LAMINATED GLASS (G8)/12mm THK. CLEAR TEMPERED GLASS(GB0)
REMARK :	



B.D. REF :
 F.S.D. REF :
 Note :
 1.All dimensions are in mm.
 2.All elevations are viewed from outside.
 3.All dimensions to be verified on site before fabrication.

GENERAL NOTES
 Legend :
 1. F.F.L.-- Finished Floor Level
 2. S.F.L.-- Structural Floor Level
 3. (R) -- Reversed Detail
 X1 -- DETAIL MARK NO.
 X001 -- REFER SHEET NO.

NO.	DATE	REVISED	BY
C	22.11.2021	BY ARCHITECT COMMENT	AN
B	05.11.2021	BY ARCHITECT COMMENT	AN
A	29.10.2021	BY ARCHITECT COMMENT	AN
-	22.10.2021	BY ARCHITECT COMMENT	AN

CLIENT :
MARBLE EDGE INVESTMENT LTD.

ARCHITECT :
RONALD LU & PARTNERS
 ARCHITECTS | PLANNERS | INTERIOR DESIGNERS

STRUCTURAL ENGINEER :
CMA C-M WONG & ASSOCIATES LTD
 TEL: 852 2502 1098

FAÇADE CONSULTANT :
Inhabit Inhabit Group Hong Kong
<http://www.inhabitgroup.com>

美特鋁質有限公司
 MIDI ALUMINIUM FABRICATOR LTD.
 Units 6-8, Sunray Industrial Centre, 1/F
 610 Cha Kwo Ling Road, Kowloon
 Tel:23489211-4 Fax:(852)27727666

FREE AREA(%)	OPENABLE AREA	GLAZING AREA
50%	0.807	2.425

PRECAST FAÇADE MARK	PF-T7-07-01
WINDOW MARK	AW 14R-1 (REVERSED)
SECTION :	65mm ALUM. SECTION
QTY.	1 NO.
LOCATION :	TOWER 7 FLAT B KITCHEN AT 30/F.
GLAZING	6mm FT CLEAR +1.52PVB + 6mm FT CLEAR LAMINATED GLASS (G8)/12mm THK. CLEAR TEMPERED GLASS(GBo)
REMARK :	

PROJECT :
PROPOSED RESIDENTIAL DEVELOPMENT AT NEW KOWLOON INLAND LOT. NO.6552

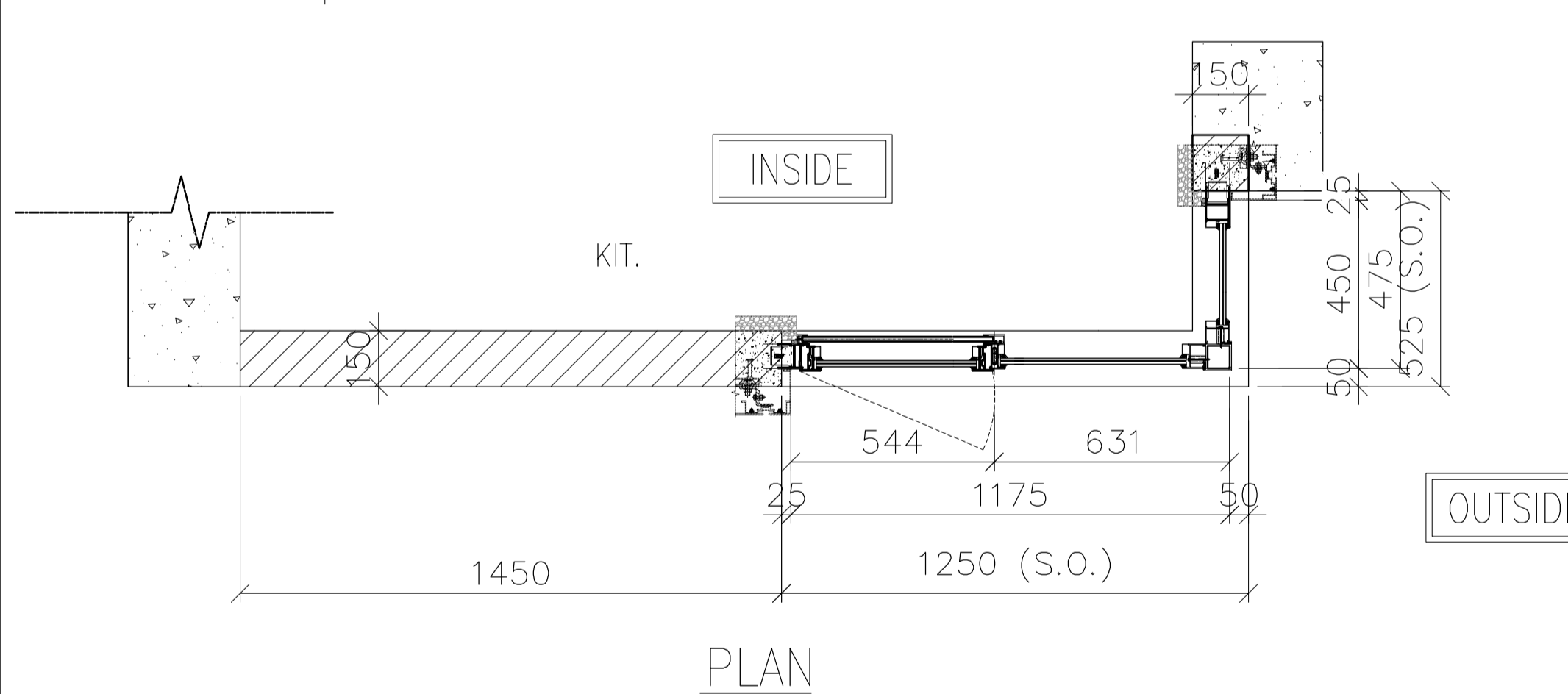
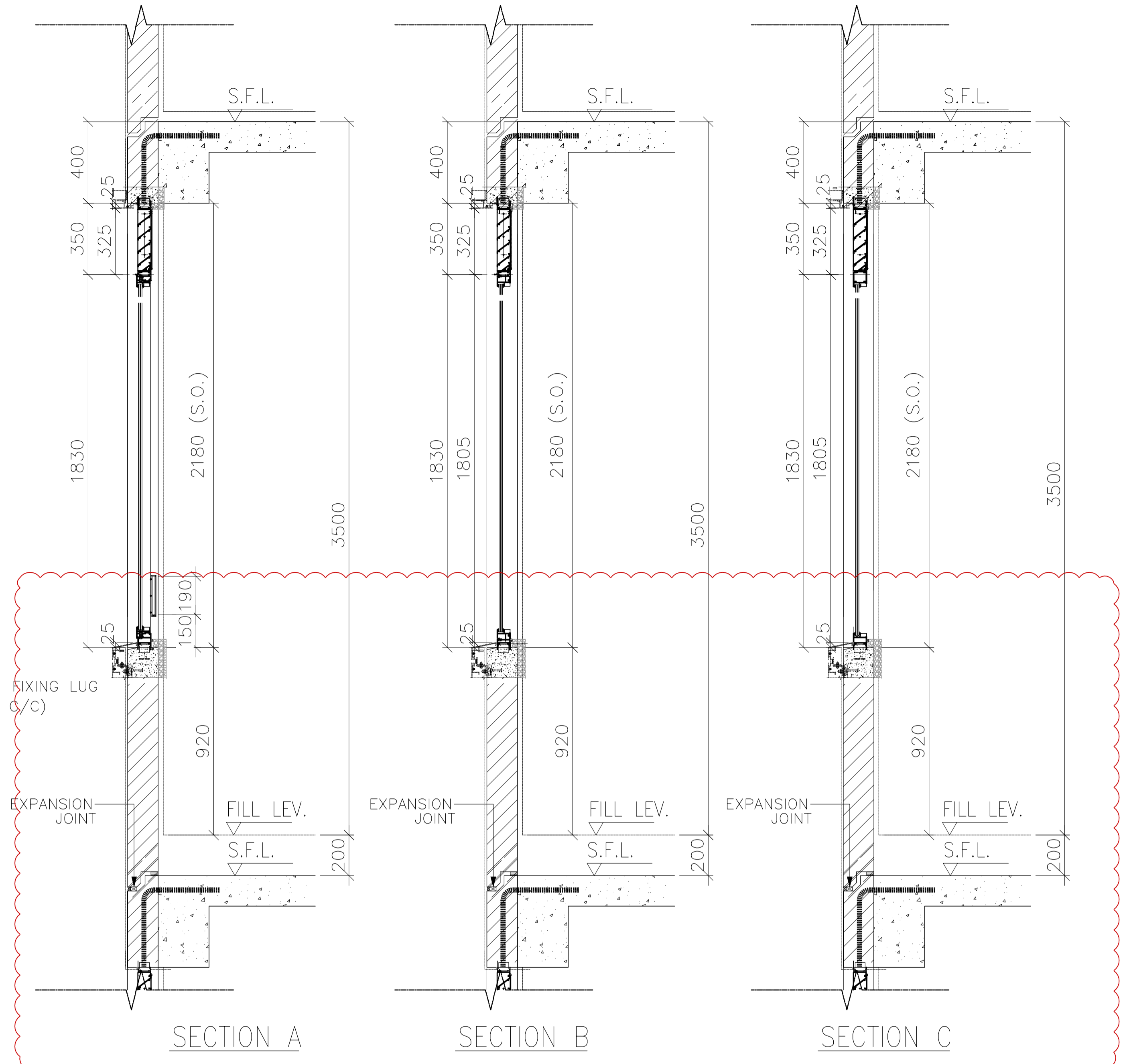
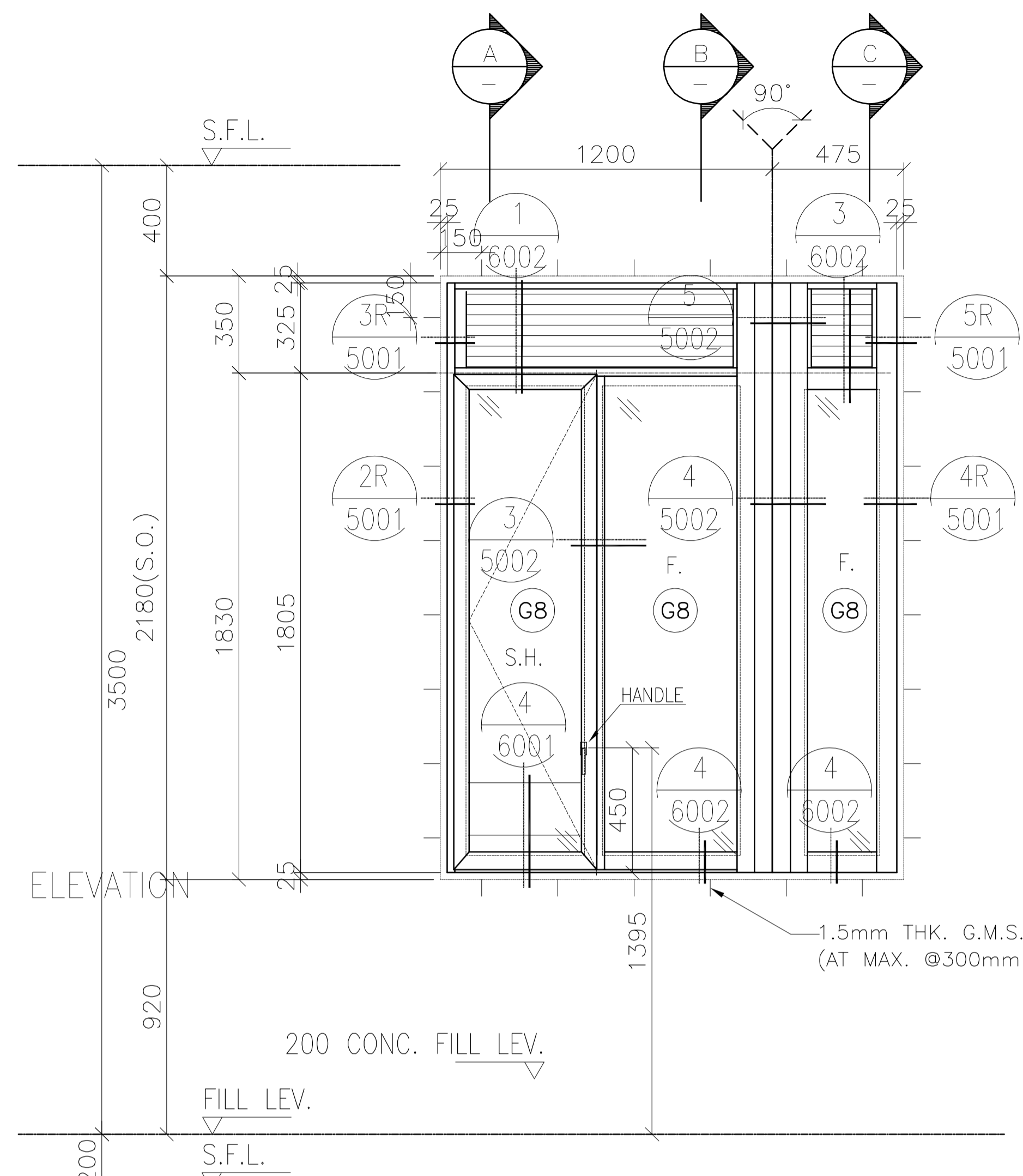
TITLE :
 WINDOW SCHEDULE FOR PRECAST ALUM. WINDOW

JOB NO. : J-857

DRAWN BY : Asing DATE : 05/11/2021

CHKD BY : SCALE A1: 1:30 A3: 1:30

DWG. NO. : J857-PW-2005a REV. : C



B.D. REF :
 F.S.D. REF :
 Note :
 1. All dimensions are in mm.
 2. All elevations are viewed from outside.
 3. All dimensions to be verified on site before fabrication.

GENERAL NOTES
 Legend :
 1. F.F.L.-- Finished Floor Level
 2. S.F.L.-- Structural Floor Level
 3. (R) -- Reversed Detail
 X1 -- DETAIL MARK NO.
 X001 -- REFER SHEET NO.

B	11.01.2022	BY ARCHITECT COMMENT	AN
A	22.11.2021	BY ARCHITECT COMMENT	AN
-	05.11.2021	BY ARCHITECT COMMENT	AN
NO.	DATE	REVISED	BY

CLIENT :
MARBLE EDGE INVESTMENT LTD.

ARCHITECT :
RONALD LU & PARTNERS
 ARCHITECTS | PLANNERS | INTERIOR DESIGNERS

STRUCTURAL ENGINEER :
CMA C-M WONG & ASSOCIATES LTD
 TEL: 852 2502 1098

FAÇADE CONSULTANT :
Inhabit Inhabit Group Hong Kong
<http://www.inhabitgroup.com>

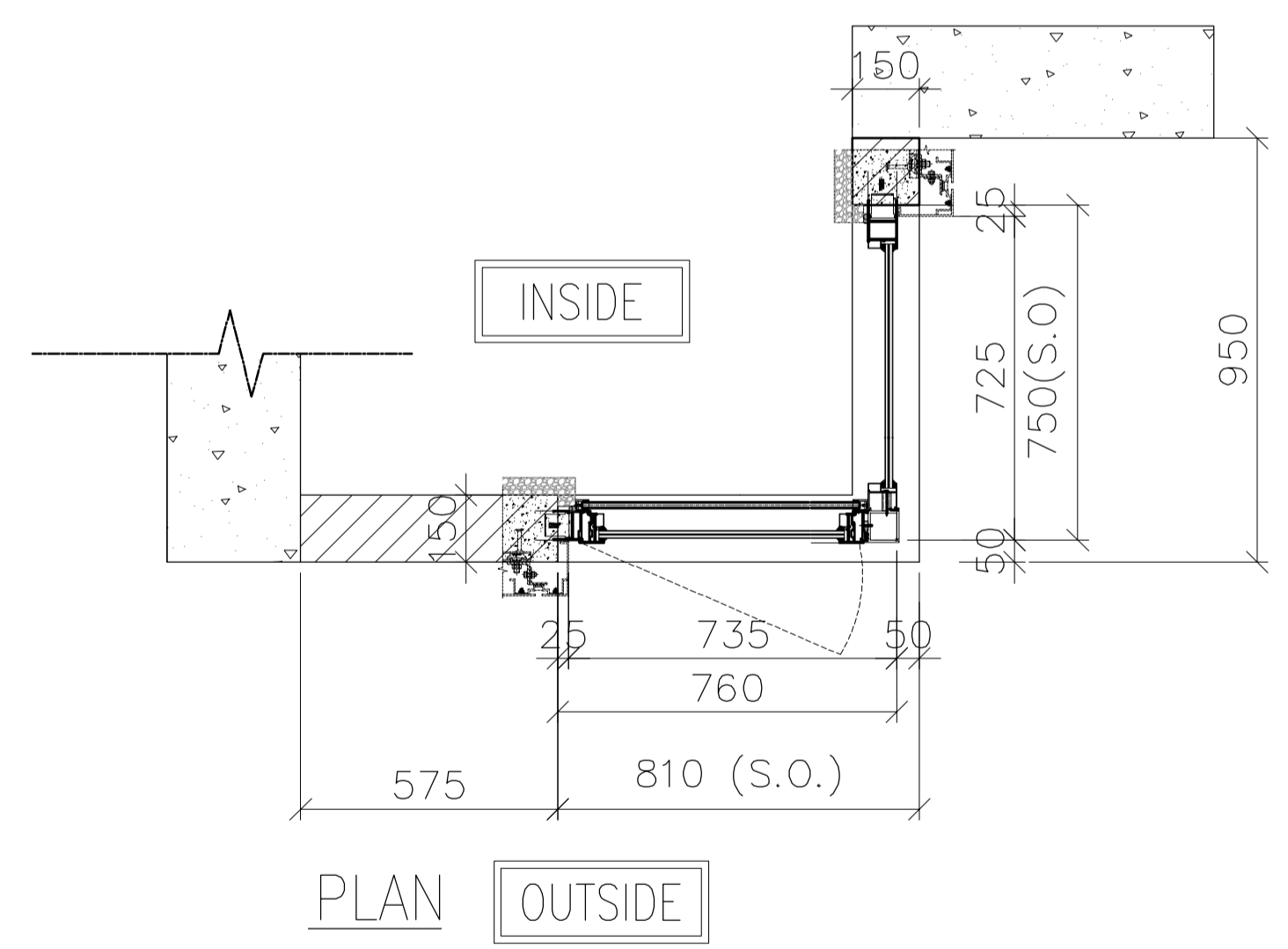
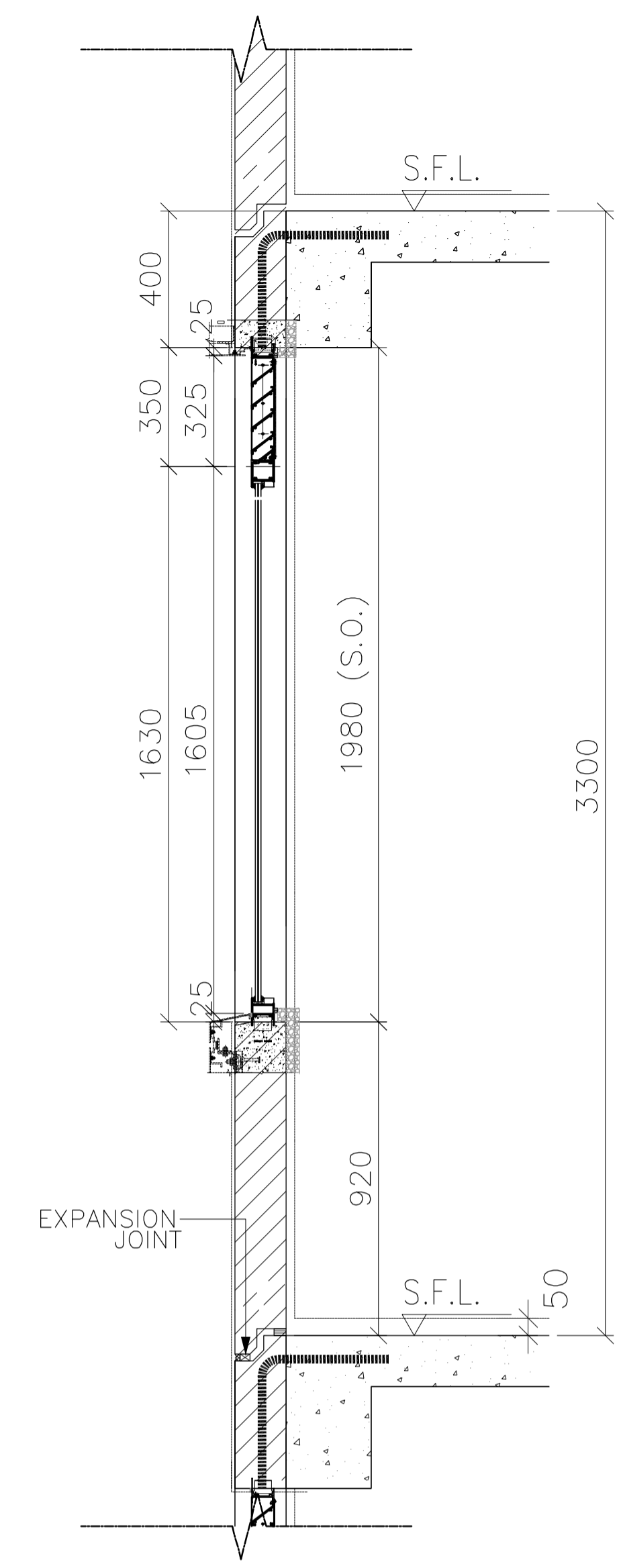
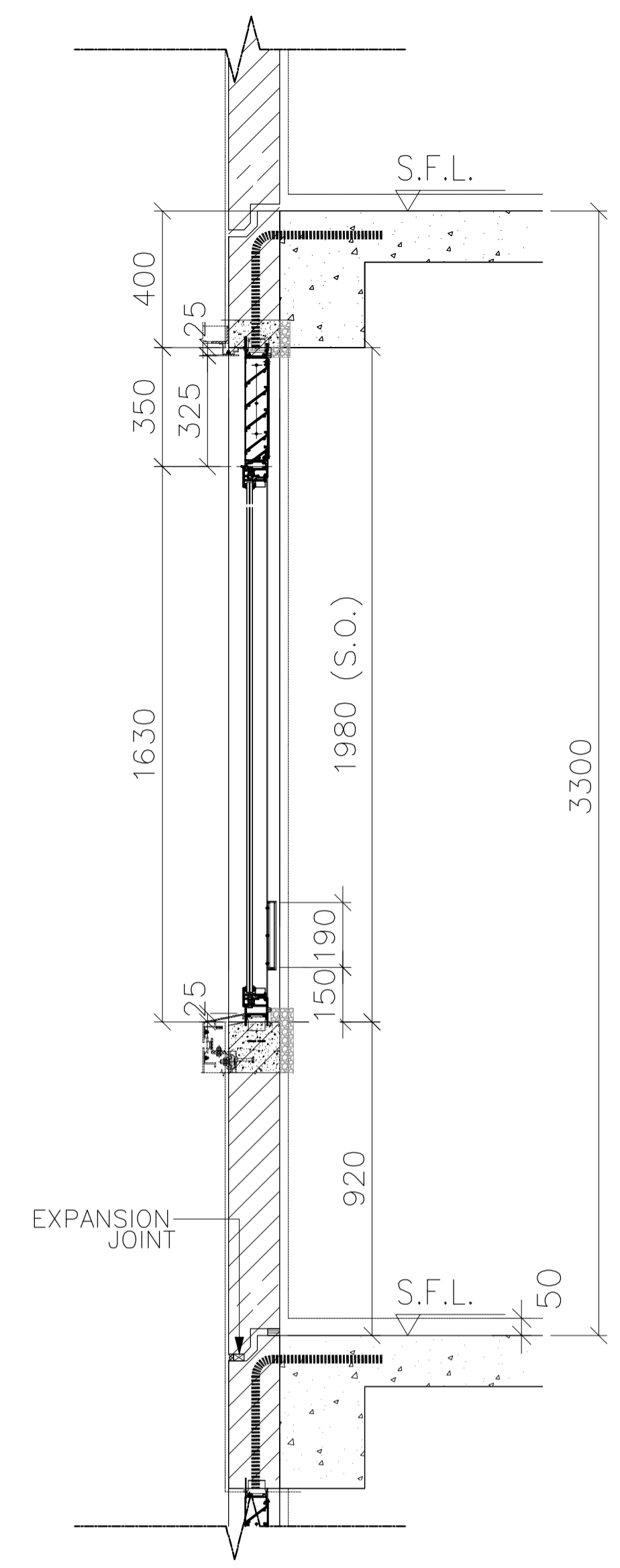
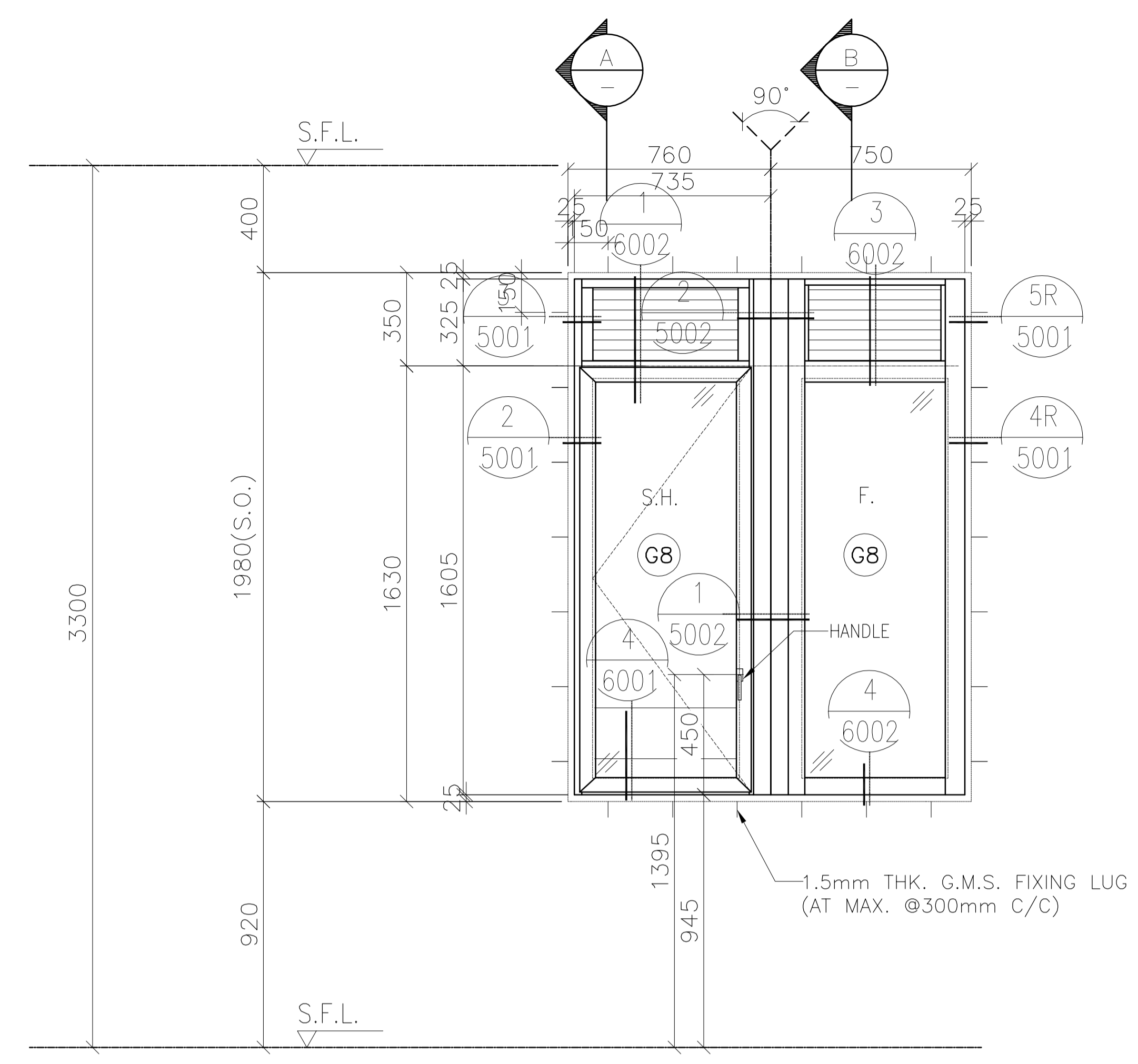
美特鋁質有限公司
 MIDI ALUMINIUM FABRICATOR LTD.
 Units 6-8, Sunray Industrial Centre, 1/F
 610 Cha Kwo Ling Road, Kowloon
 Tel: 23489211-4 Fax: (852) 27727666

FREE AREA(%)	OPENABLE AREA	GLAZING AREA
50%	0.807	2.425

PRECAST FAÇADE MARK	PF-T7-07-02
WINDOW MARK	AW (REVERSED) 14aR
SECTION :	65mm ALUM. SECTION
QTY.	1 NO.
LOCATION :	TOWER 7 FLAT B KITCHEN AT 31/F,
GLAZING	6mm FT CLEAR +1.52PVB + 6mm FT CLEAR LAMINATED GLASS (G8)/12mm THK. CLEAR TEMPERED GLASS(GBo)
REMARK :	

PROJECT :	PROPOSED RESIDENTIAL DEVELOPMENT AT NEW KOWLOON INLAND LOT. NO.6552
TITLE :	WINDOW SCHEDULE FOR PRECAST ALUM. WINDOW
JOB NO. :	J-857
DRAWN BY :	Asing
DATE :	05/11/2021
CHKD BY :	SCALE A1: 1:30 A3: 1:30
DWG. NO. :	J857-PW-2005b
REV. :	B

ELEVATION



FREE AREA(%)	OPENABLE AREA	GLAZING AREA
50%	0.898	1.639

B.D. REF :
 F.S.D. REF :
 Note :
 1.All dimensions are in mm.
 2.All elevations are viewed from outside.
 3.All dimensions to be verified on site before fabrication.

GENERAL NOTES
 Legend :
 1. F.F.L.-- Finished Floor Level
 2. S.F.L.-- Structural Floor Level
 3. (R) -- Reversed Detail
 X1 -- DETAIL MARK NO.
 X001 -- REFER SHEET NO.

NO.	DATE	REVISED	BY
E	11.01.2022	BY ARCHITECT COMMENT	AN
D	22.11.2021	BY ARCHITECT COMMENT	AN
C	29.10.2021	BY ARCHITECT COMMENT	AN
B	22.10.2021	BY ARCHITECT COMMENT	AN
A	04.10.2021	BY ARCHITECT COMMENT	AN
-	30.08.2021	BY ARCHITECT COMMENT	AN

CLIENT :
MARBLE EDGE INVESTMENT LTD.

ARCHITECT :
RONALD LU & PARTNERS
 ARCHITECTS | PLANNERS | INTERIOR DESIGNERS

STRUCTURAL ENGINEER :
CMA C-M WONG & ASSOCIATES LTD
 TEL: 852 2522 1098

FACADE CONSULTANT :
Inhabit Inhabit Group Hong Kong
<http://www.inhabitgroup.com>

美特鋁質有限公司
 MIDI ALUMINIUM FABRICATOR LTD.
 Units 6-8, Sunray Industrial Centre, 1/F
 610 Cha Kwo Ling Road, Kowloon
 Tel:23489211-4 Fax:(852)27727666

PRECAST FACADE MARK	PF-T2-17
WINDOW MARK	AW 15
SECTION :	65mm ALUM. SECTION
QTY.	27 NOS. (TYPICAL)
LOCATION :	TOWER 2 FLAT B KITCHEN AT 2/F-32/F,
GLAZING	6mm FT CLEAR +1.52PVB + 6mm FT CLEAR LAMINATED GLASS (G8)/12mm THK. CLEAR TEMPERED GLASS(Gb)
REMARK :	

PROJECT :
PROPOSED RESIDENTIAL DEVELOPMENT AT NEW KOWLOON INLAND LOT. NO.6552

TITLE :
 WINDOW SCHEDULE FOR PRECAST ALUM. WINDOW

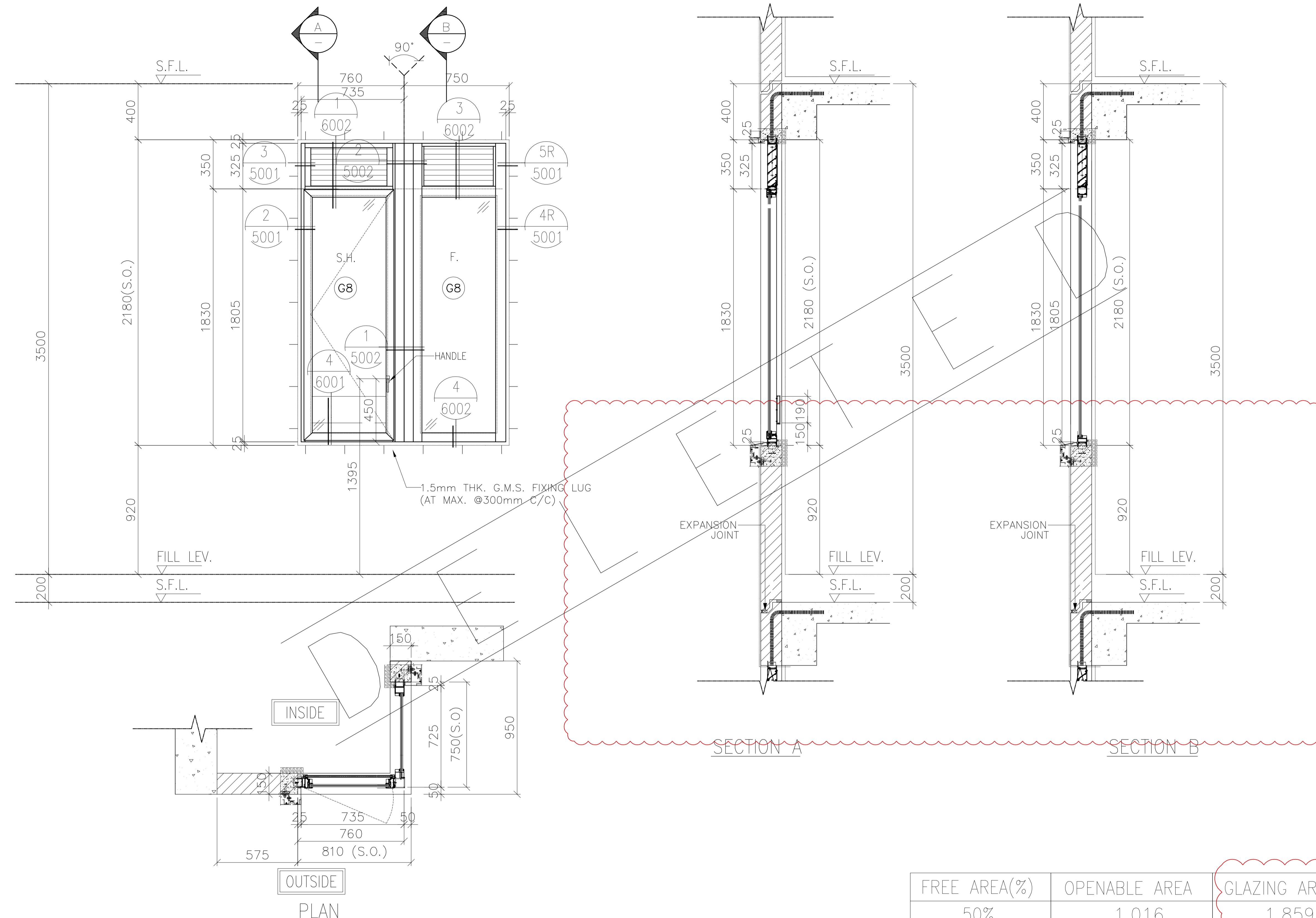
JOB NO. : J-857

DRAWN BY : Asing DATE : 05/11/2021

CHKD BY : SCALE A1: 1:30 A3: 1:30

DWG. NO. : J857-PW-2006 REV. : E

ELEVATION



FREE AREA(%)	OPENABLE AREA	GLAZING AREA
50%	1.016	1.859

B.D. REF :
 F.S.D. REF :
 Note :
 1.All dimensions are in mm.
 2.All elevations are viewed from outside.
 3.All dimensions to be verified on site before fabrication.

GENERAL NOTES
 Legend :
 1. F.F.L.-- Finished Floor Level
 2. S.F.L.-- Structural Floor Level
 3. (R) -- Reversed Detail
 (X1) -- DETAIL MARK NO.
 (X001) -- REFER SHEET NO.

E	22.11.2021	BY ARCHITECT COMMENT	AN
D	05.11.2021	BY ARCHITECT COMMENT	AN
C	29.10.2021	BY ARCHITECT COMMENT	AN
B	22.10.2021	BY ARCHITECT COMMENT	AN
A	04.10.2021	BY ARCHITECT COMMENT	AN
-	30.08.2021	BY ARCHITECT COMMENT	AN
NO.	DATE	REVISED	BY

CLIENT :
MARBLE EDGE INVESTMENT LTD.

ARCHITECT :
RONALD LU & PARTNERS
 ARCHITECTS | PLANNERS | INTERIOR DESIGNERS

STRUCTURAL ENGINEER :
CMA C-M WONG & ASSOCIATES LTD
 TEL: 852 2502 1098

FACADE CONSULTANT :
Inhabit Inhabit Group Hong Kong
 http://www.inhabitgroup.com

美特鋁質有限公司
 MIDI ALUMINIUM FABRICATOR LTD.
 Units 6-8, Sunray Industrial Centre, 1/F
 610 Cha Kwo Ling Road, Kowloon
 Tel:23489211-4 Fax:(852)27727666

PRECAST FACADE MARK	PF-T2-17-1
WINDOW MARK	AW 15-1
SECTION :	65mm ALUM. SECTION
QTY.	1 NO.
LOCATION :	TOWER 2 FLAT B KITCHEN AT 32/F,
GLAZING	6mm FT CLEAR +1.52PVB + 6mm FT CLEAR LAMINATED GLASS (G8)/12mm THK. CLEAR TEMPERED GLASS(Gb)
REMARK :	

PROJECT :
PROPOSED RESIDENTIAL DEVELOPMENT AT NEW KOWLOON INLAND LOT. NO.6552

TITLE :
 WINDOW SCHEDULE FOR PRECAST ALUM. WINDOW

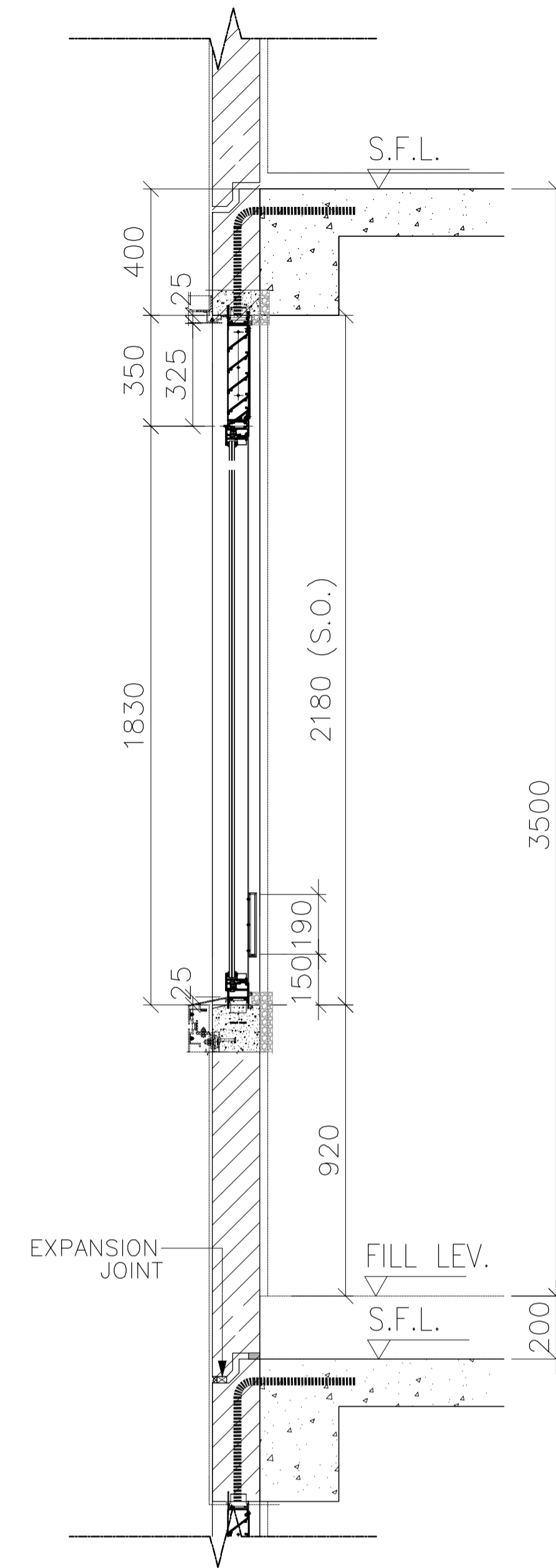
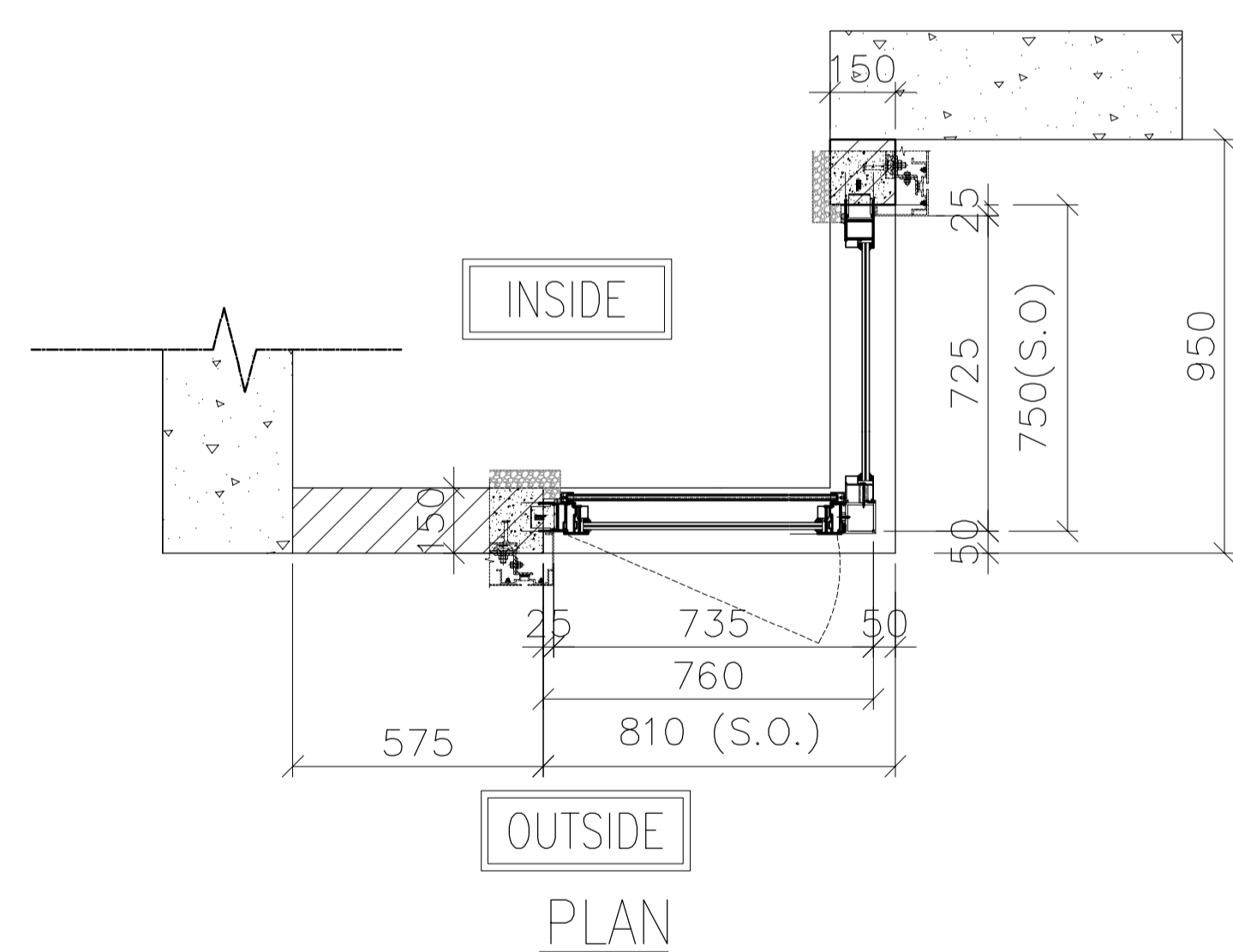
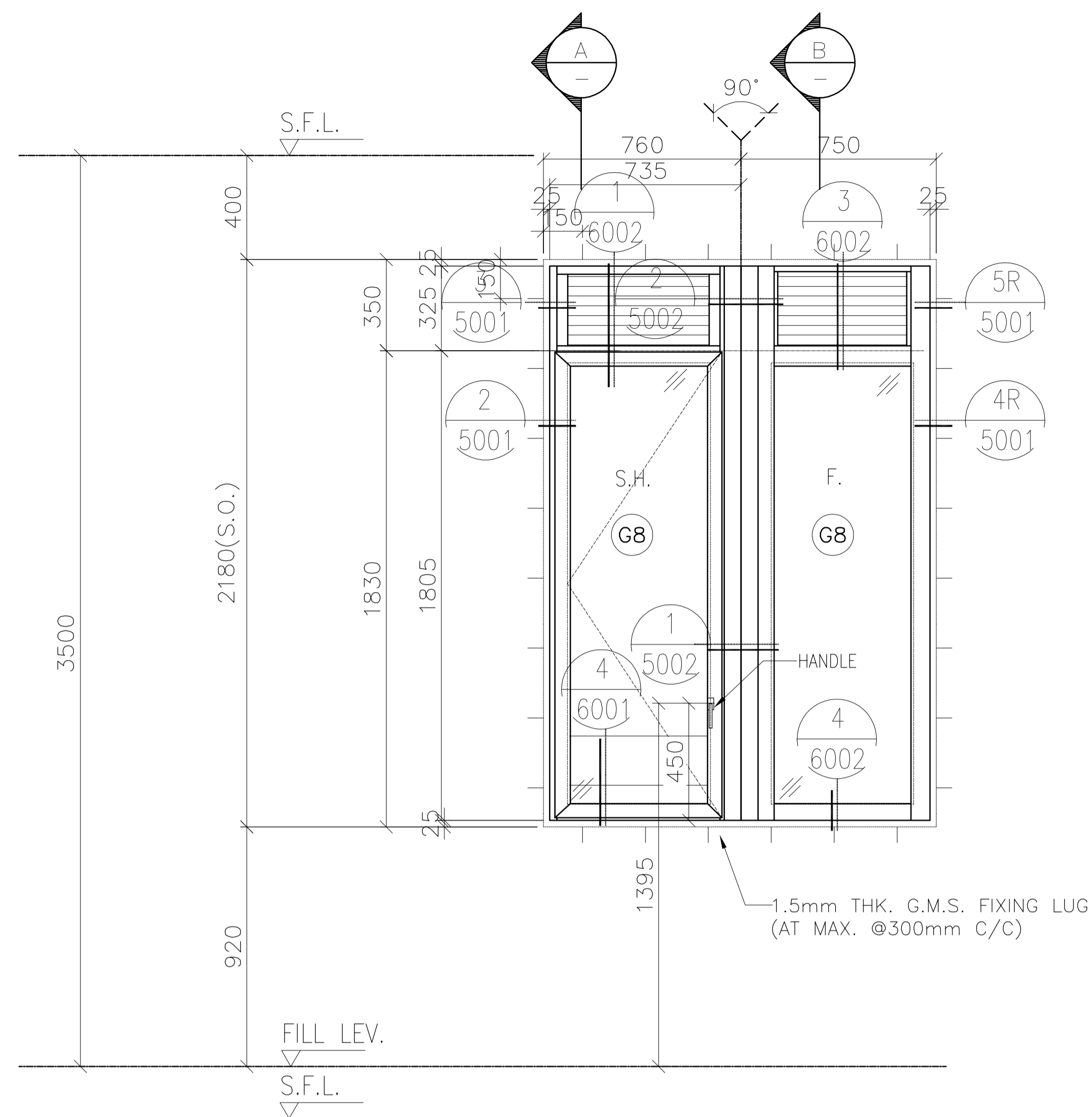
JOB NO. : J-857

DRAWN BY : Asing DATE : 05/11/2021

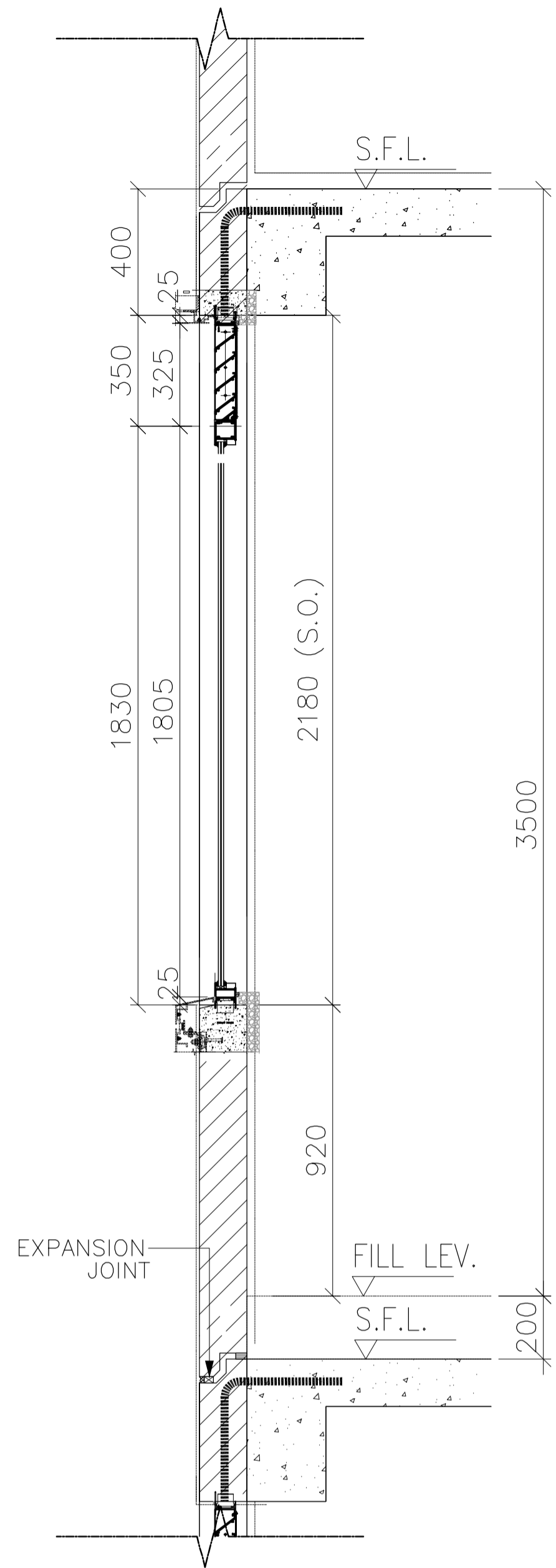
CHKD BY : SCALE A1: 1:30 A3: 1:30

DWG. NO. : J857-PW-2006a REV. : E

ELEVATION



SECTION A



SECTION B

FREE AREA(%)	OPENABLE AREA	GLAZING AREA
50%	1.016	1.859

B.D. REF :
 F.S.D. REF :
 Note :
 1.All dimensions are in mm.
 2.All elevations are viewed from outside.
 3.All dimensions to be verified on site before fabrication.

GENERAL NOTES
 Legend :
 1. F.F.L.-- Finished Floor Level
 2. S.F.L.-- Structural Floor Level
 3. (R) -- Reversed Detail
 X1 -- DETAIL MARK NO.
 X001 -- REFER SHEET NO.

NO.	DATE	REVISED	BY
B	11.01.2022	BY ARCHITECT COMMENT	AN
A	22.11.2021	BY ARCHITECT COMMENT	AN
-	05.11.2021	BY ARCHITECT COMMENT	AN

CLIENT :
MARBLE EDGE INVESTMENT LTD.

ARCHITECT :
RONALD LU & PARTNERS
 ARCHITECTS | PLANNERS | INTERIOR DESIGNERS

STRUCTURAL ENGINEER :
CMA C-M WONG & ASSOCIATES LTD
 TEL: 852 2522 1098

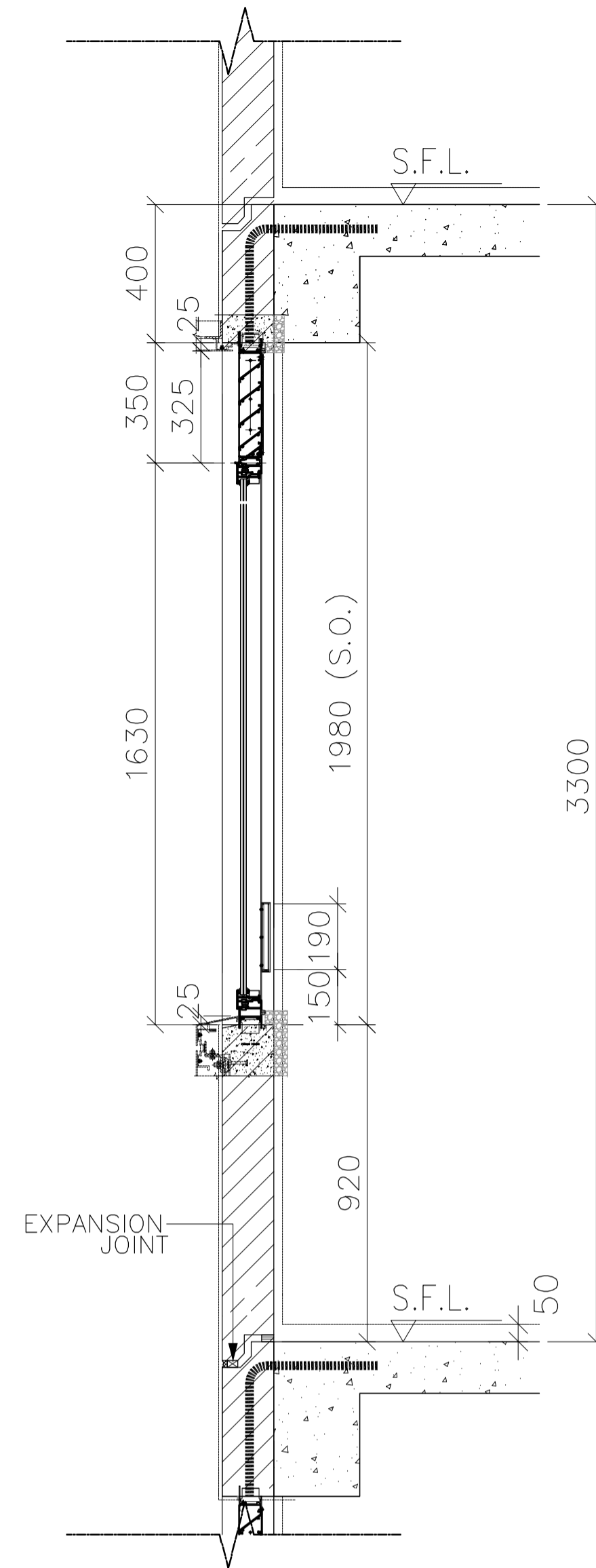
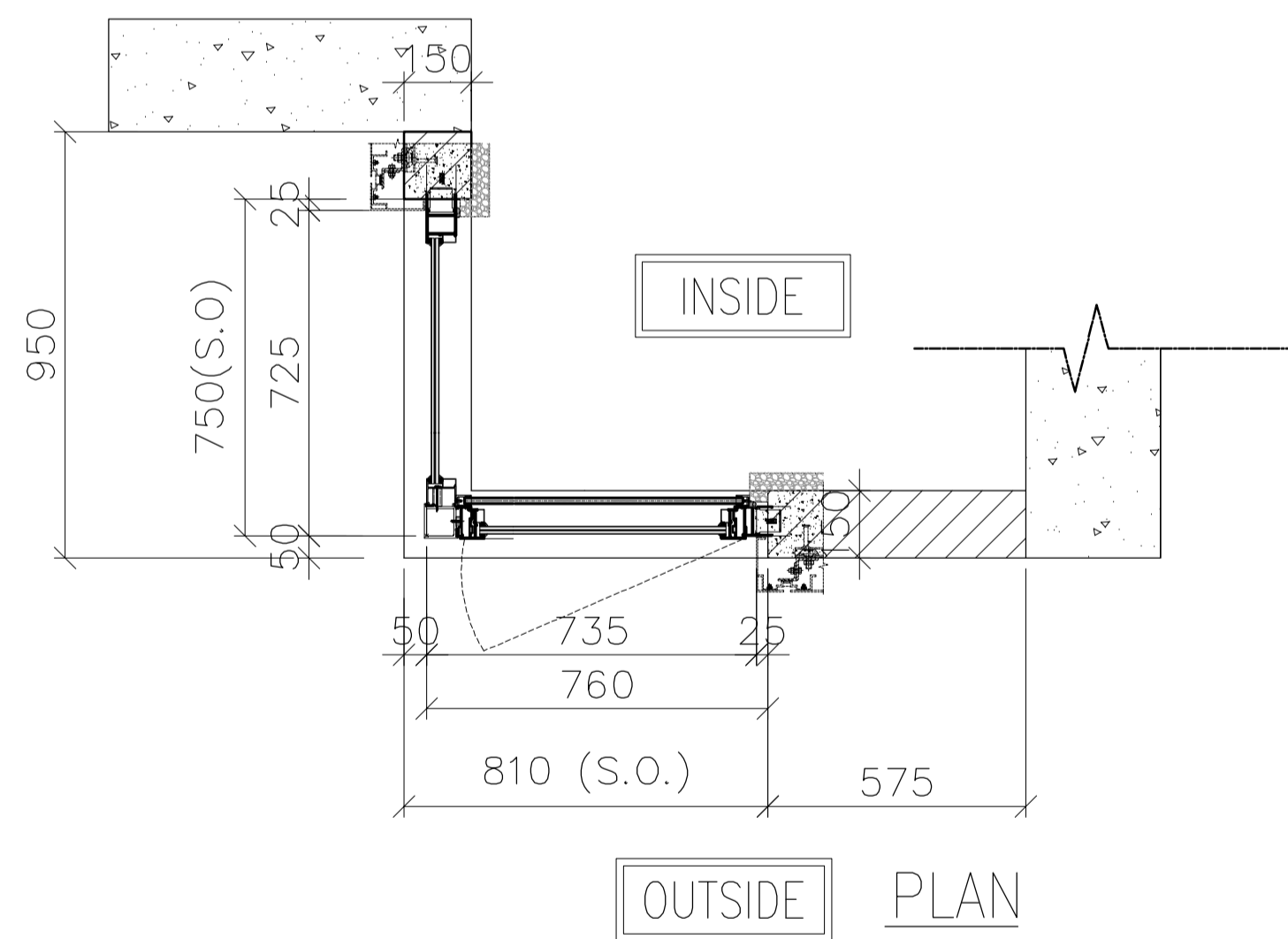
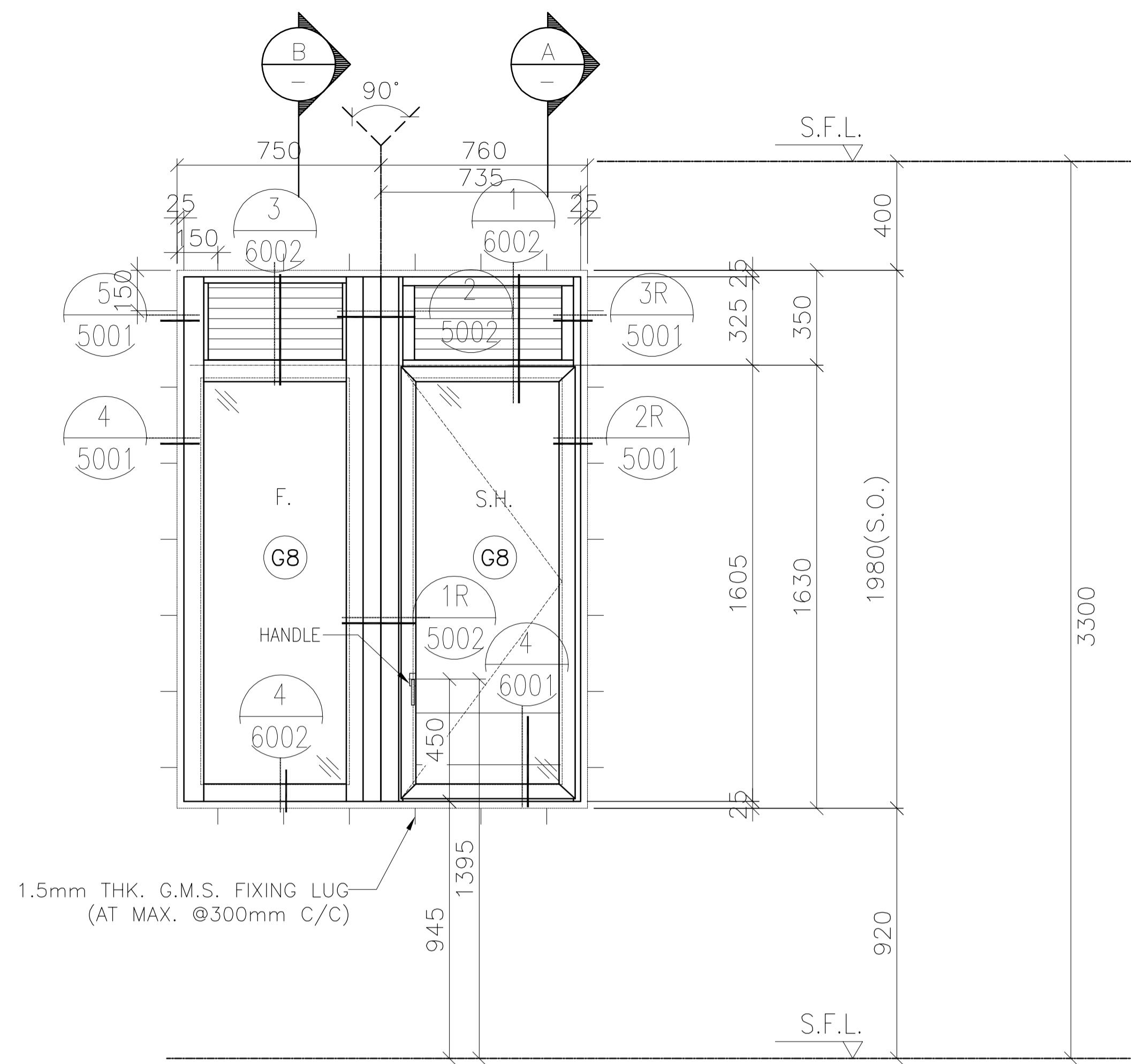
FAÇADE CONSULTANT :
Inhabit Inhabit Group Hong Kong
<http://www.inhabitgroup.com>

美特鋁質有限公司
MIDI ALUMINIUM FABRICATOR LTD.
 Units 6-8, Sunray Industrial Centre, 1/F
 610 Cha Kwo Ling Road, Kowloon
 Tel:23489211-4 Fax:(852)27727666

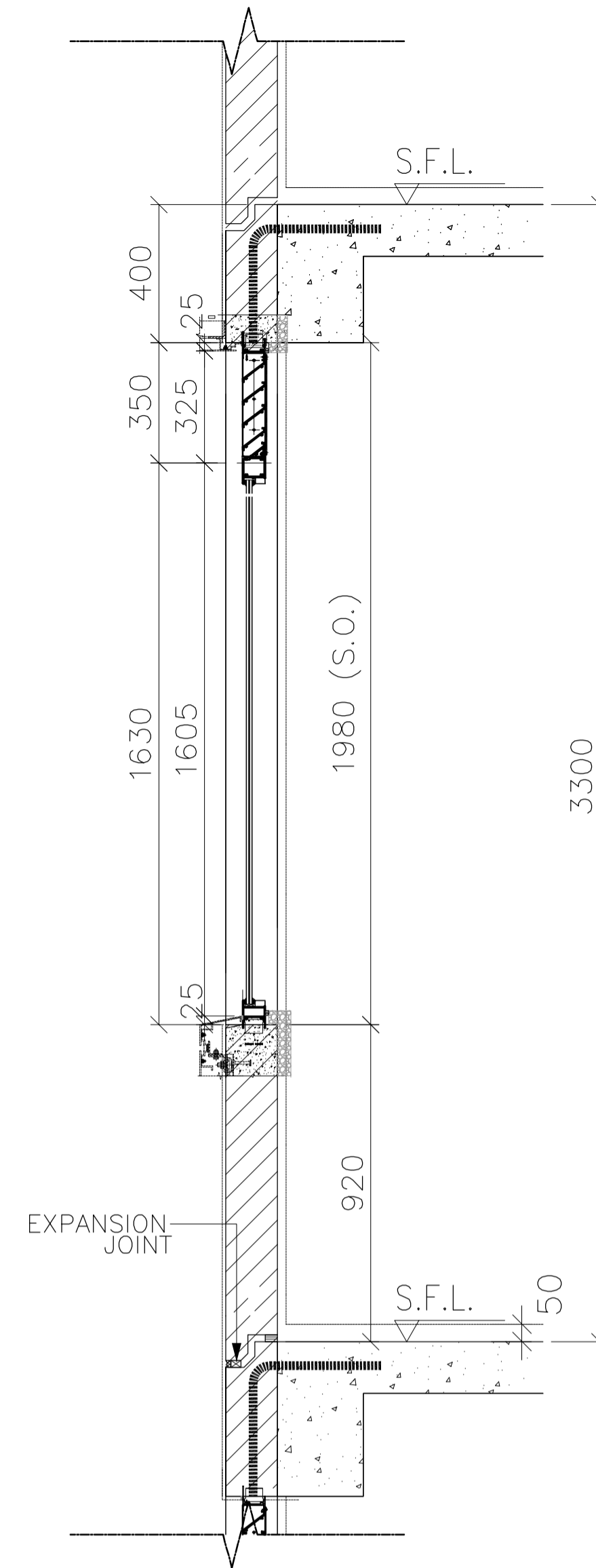
PRECAST FAÇADE MARK	PF-T2-17-2
WINDOW MARK	
SECTION :	65mm ALUM. SECTION
QTY.	1 NO.
LOCATION :	TOWER 2 FLAT B KITCHEN AT 33/F,
GLAZING	6mm FT CLEAR +1.52PVB + 6mm FT CLEAR LAMINATED GLASS (G8)/12mm THK. CLEAR TEMPERED GLASS(Gb)
REMARK :	

PROJECT :	PROPOSED RESIDENTIAL DEVELOPMENT AT NEW KOWLOON INLAND LOT. NO.6552
TITLE :	WINDOW SCHEDULE FOR PRECAST ALUM. WINDOW
JOB NO. :	J-857
DRAWN BY :	Asing
DATE :	05/11/2021
CHKD BY :	SCALE A1: 1:30 A3: 1:30
DWG. NO. :	J857-PW-2006b
REV. :	B

ELEVATION



SECTION A



SECTION B

FREE AREA(%)	OPENABLE AREA	GLAZING AREA
50%	0.898	1.639

B.D. REF :
 F.S.D. REF :
 Note :
 1.All dimensions are in mm.
 2.All elevations are viewed from outside.
 3.All dimensions to be verified on site before fabrication.

GENERAL NOTES
 Legend :
 1. F.F.L.-- Finished Floor Level
 2. S.F.L.-- Structural Floor Level
 3. (R) -- Reversed Detail
 X1 -- DETAIL MARK NO.
 X001 -- REFER SHEET NO.

NO.	DATE	REVISED	BY
C	11.01.2022	BY ARCHITECT COMMENT	AN
B	05.11.2021	BY ARCHITECT COMMENT	AN
A	29.10.2021	BY ARCHITECT COMMENT	AN
-	22.10.2021	BY ARCHITECT COMMENT	AN

CLIENT :
MARBLE EDGE INVESTMENT LTD.

ARCHITECT :
RONALD LU & PARTNERS
 ARCHITECTS | PLANNERS | INTERIOR DESIGNERS

STRUCTURAL ENGINEER :
CMA C-M WONG & ASSOCIATES LTD
 TEL: 852 2022 1098

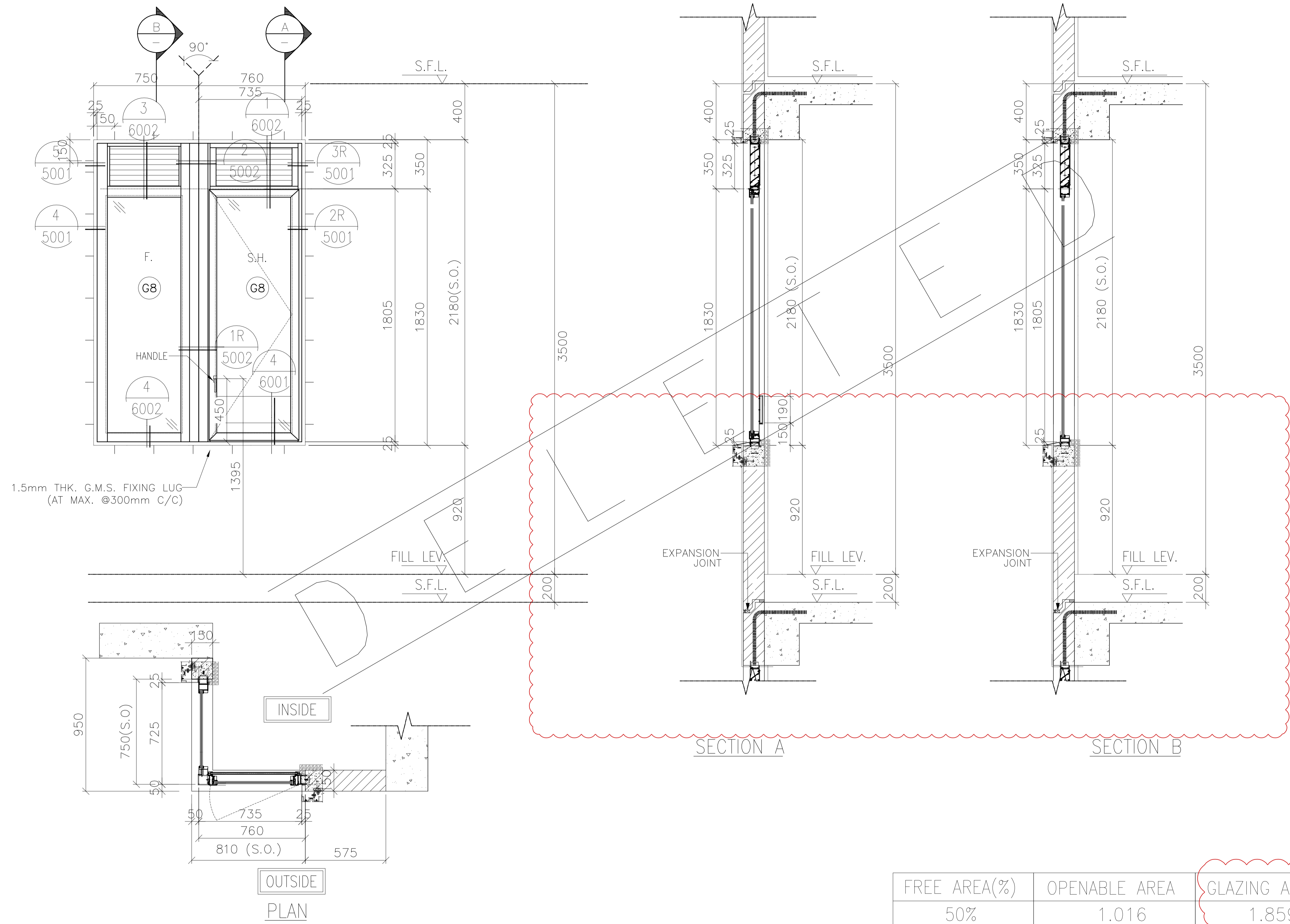
FACADE CONSULTANT :
Inhabit Inhabit Group Hong Kong
 http://www.inhabitgroup.com

美特鋁質有限公司
MIDI ALUMINIUM FABRICATOR LTD.
 Units 6-8, Sunray Industrial Centre, 1/F
 610 Cha Kwo Ling Road, Kowloon
 Tel:23489211-4 Fax:(852)27727666

PRECAST FACADE MARK	PF-T7-01
WINDOW MARK	AW 15R (REVERSED)
SECTION :	65mm ALUM. SECTION
QTY.	23 NOS. (TYPICAL)
LOCATION :	TOWER 7 FLAT A KITCHEN AT 5/F-30/F,
GLAZING	6mm FT CLEAR +1.52PVB + 6mm FT CLEAR LAMINATED GLASS (G8)/12mm THK. CLEAR TEMPERED GLASS(GB0)
REMARK :	

PROJECT :	PROPOSED RESIDENTIAL DEVELOPMENT AT NEW KOWLOON INLAND LOT. NO.6552
TITLE :	WINDOW SCHEDULE FOR PRECAST ALUM. WINDOW
JOB NO. :	J-857
DRAWN BY :	Asing
DATE :	05/11/2021
CHKD BY :	SCALE A1: 1:30 A3: 1:30
DWG. NO. :	J857-PW-2007
REV. :	C

ELEVATION



1.5mm THK. G.M.S. FIXING LUG
(AT MAX. @300mm C/C)

FREE AREA(%)	OPENABLE AREA	GLAZING AREA
50%	1.016	1.859

B.D. REF :
F.S.D. REF :
Note :
1.All dimensions are in mm.
2.All elevations are viewed from outside.
3.All dimensions to be verified on site before fabrication.

GENERAL NOTES
Legend :
1. F.F.L.-- Finished Floor Level
2. S.F.L.-- Structural Floor Level
3. (R) -- Reversed Detail
X1 -- DETAIL MARK NO.
X001 -- REFER SHEET NO.

B	05.11.2021	BY ARCHITECT COMMENT	AN
A	29.10.2021	BY ARCHITECT COMMENT	AN
-	22.10.2021	BY ARCHITECT COMMENT	AN
NO.	DATE	REVISED	BY

CLIENT :
MARBLE EDGE INVESTMENT LTD.

ARCHITECT :
RONALD LU & PARTNERS
ARCHITECTS | PLANNERS | INTERIOR DESIGNERS

STRUCTURAL ENGINEER :
CMA C-M WONG & ASSOCIATES LTD
TEL: 852 2502 1098

FAÇADE CONSULTANT :
Inhabit Inhabit Group Hong Kong
http://www.inhabitgroup.com

美特鋁質有限公司
MIDI ALUMINIUM FABRICATOR LTD.
Units 6-8, Sunray Industrial Centre, 1/F
610 Cha Kwo Ling Road, Kowloon
Tel:23489211-4 Fax:(852)27727666

PROJECT :
PROPOSED RESIDENTIAL DEVELOPMENT AT NEW KOWLOON INLAND LOT. NO.6552

TITLE :
WINDOW SCHEDULE FOR PRECAST ALUM. WINDOW

JOB NO. : J-857

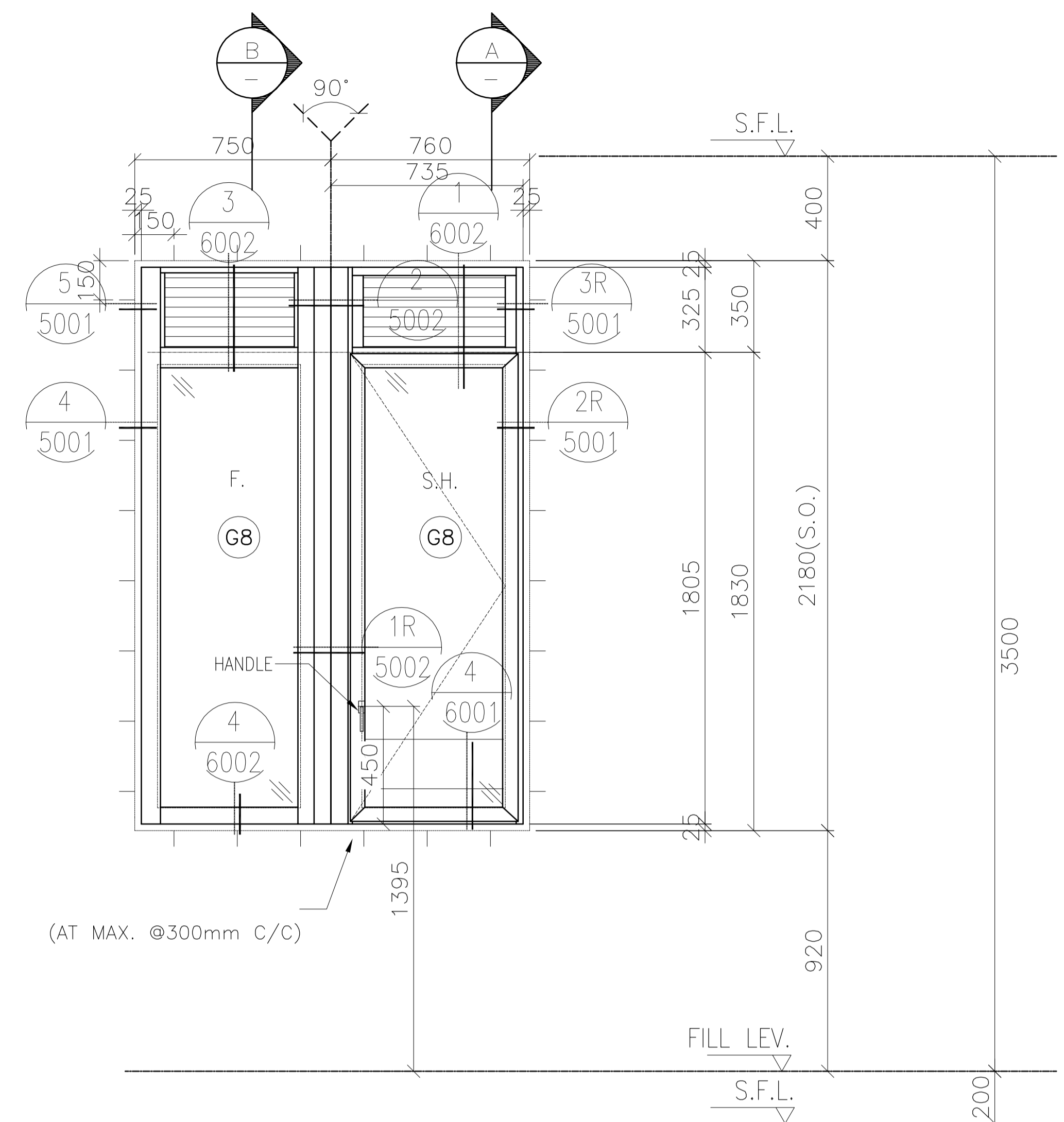
DRAWN BY : Asing DATE : 05/11/2021

CHKD BY : SCALE A1: 1:30 A3: 1:30

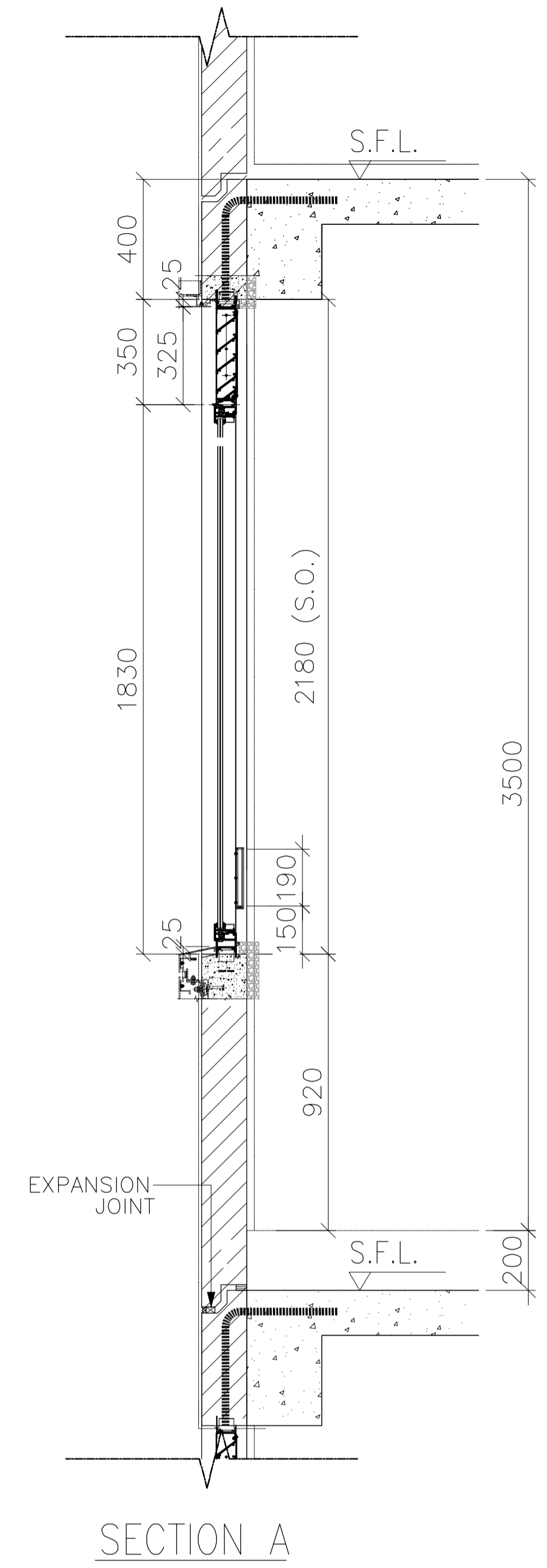
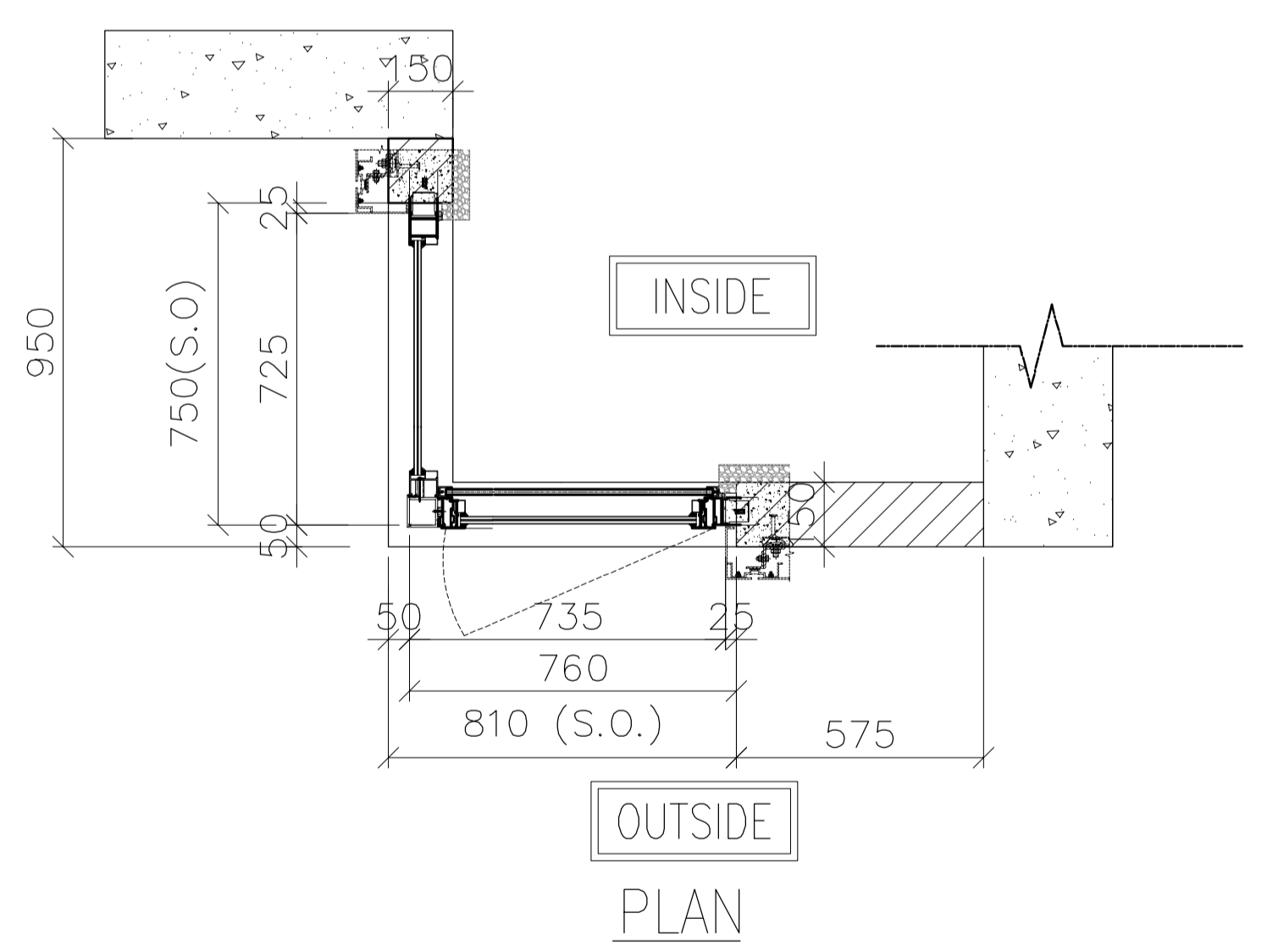
DWG. NO. : J857-PW-2007a REV. : C

PRECAST FAÇADE MARK	PF-T7-01-1
WINDOW MARK	AW 15R-1 (REVERSED)
SECTION :	65mm ALUM. SECTION
QTY.	1 NO.
LOCATION :	TOWER 7 FLAT A KITCHEN AT 30/F,
GLAZING	6mm FT CLEAR +1.52PVB + 6mm FT CLEAR LAMINATED GLASS (G8)/12mm THK. CLEAR TEMPERED GLASS(Gb0)
REMARK :	

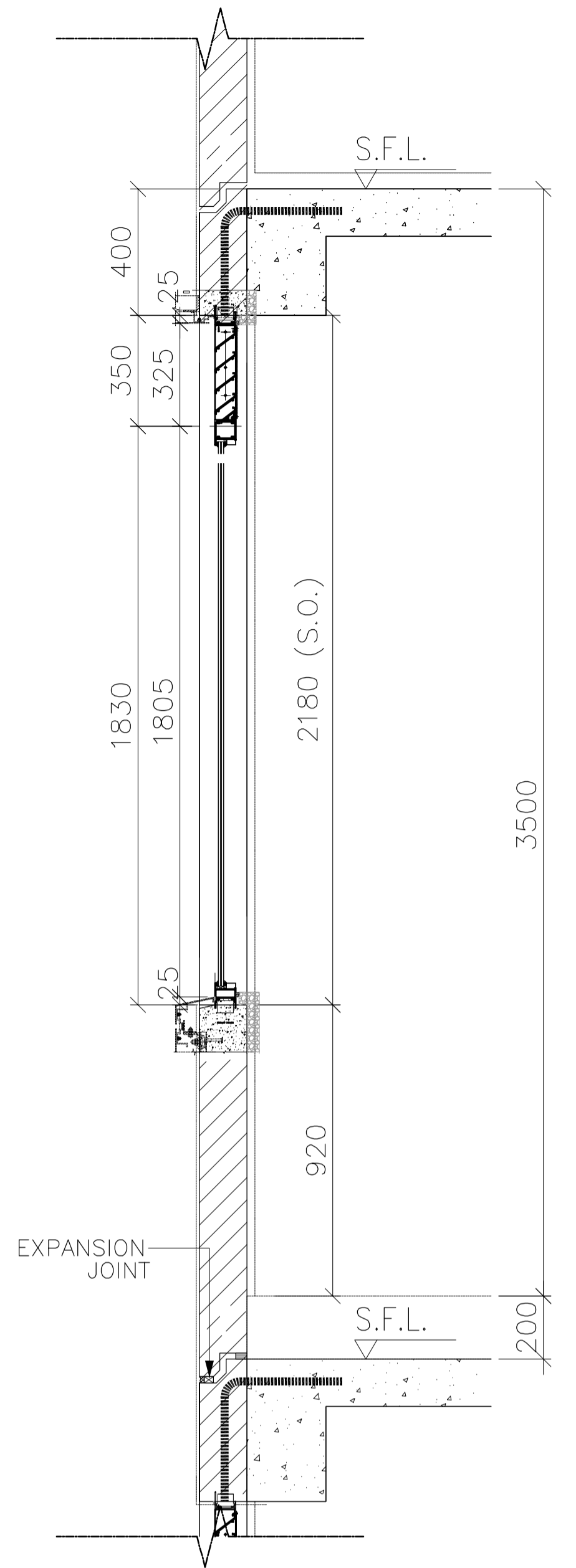
ELEVATION



(AT MAX. @300mm C/C)



SECTION A



SECTION B

FREE AREA(%)	OPENABLE AREA	GLAZING AREA
50%	1.016	1.859

B.D. REF :
F.S.D. REF :
Note :
1.All dimensions are in mm.
2.All elevations are viewed from outside.
3.All dimensions to be verified on site before fabrication.

GENERAL NOTES
Legend :
1. F.F.L.-- Finished Floor Level
2. S.F.L.-- Structural Floor Level
3. (R) -- Reversed Detail
X1 -- DETAIL MARK NO.
X001 -- REFER SHEET NO.

NO.	DATE	REVISED	BY
B	11.01.2022	BY ARCHITECT COMMENT	AN
A	22.11.2021	BY ARCHITECT COMMENT	AN
-	05.11.2021	BY ARCHITECT COMMENT	AN

CLIENT :
MARBLE EDGE INVESTMENT LTD.

ARCHITECT :
RONALD LU & PARTNERS
ARCHITECTS | PLANNERS | INTERIOR DESIGNERS

STRUCTURAL ENGINEER :
CMA C-M WONG & ASSOCIATES LTD
TEL: 852 2522 1098

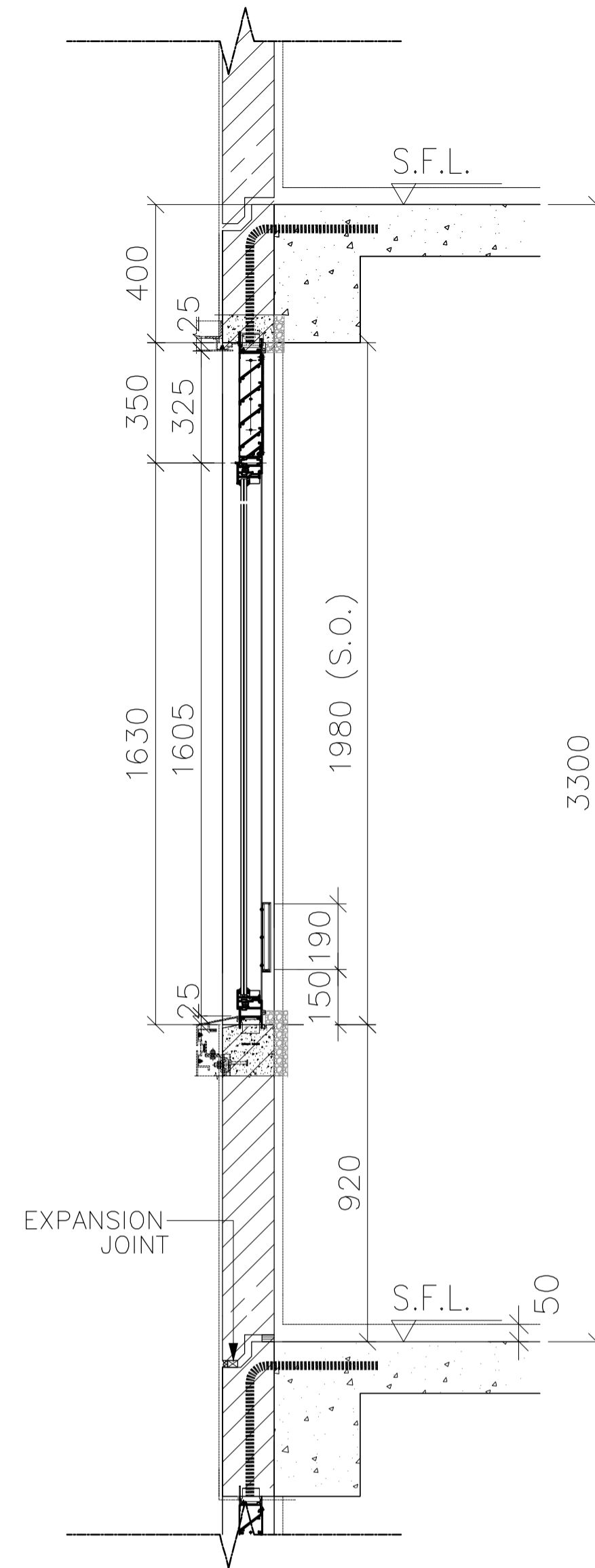
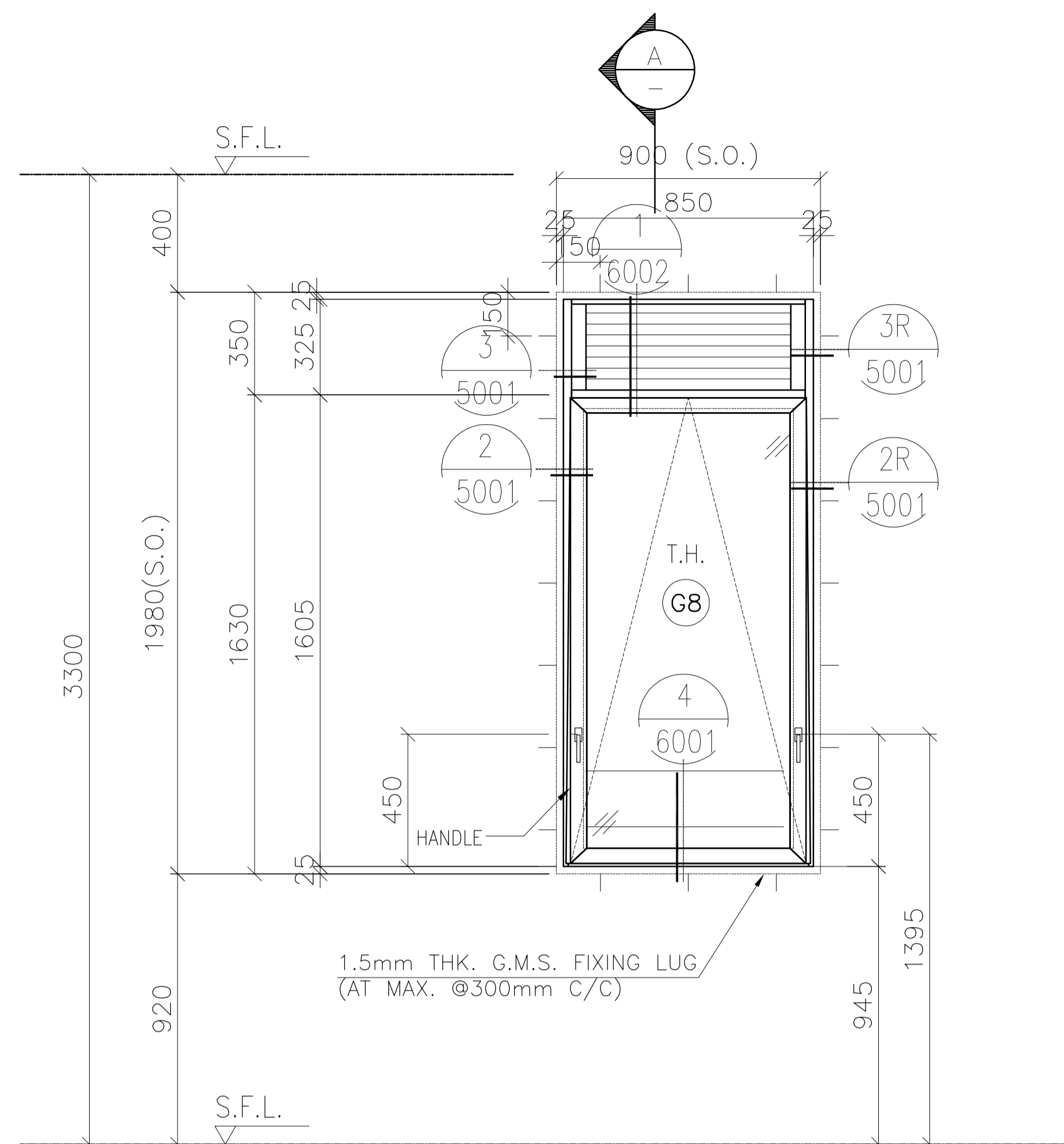
FAÇADE CONSULTANT :
Inhabit Inhabit Group Hong Kong
http://www.inhabitgroup.com

美特鋁質有限公司
MIDI ALUMINIUM FABRICATOR LTD.
Units 6-8, Sunray Industrial Centre, 1/F
610 Cha Kwo Ling Road, Kowloon
Tel:23489211-4 Fax:(852)27727666

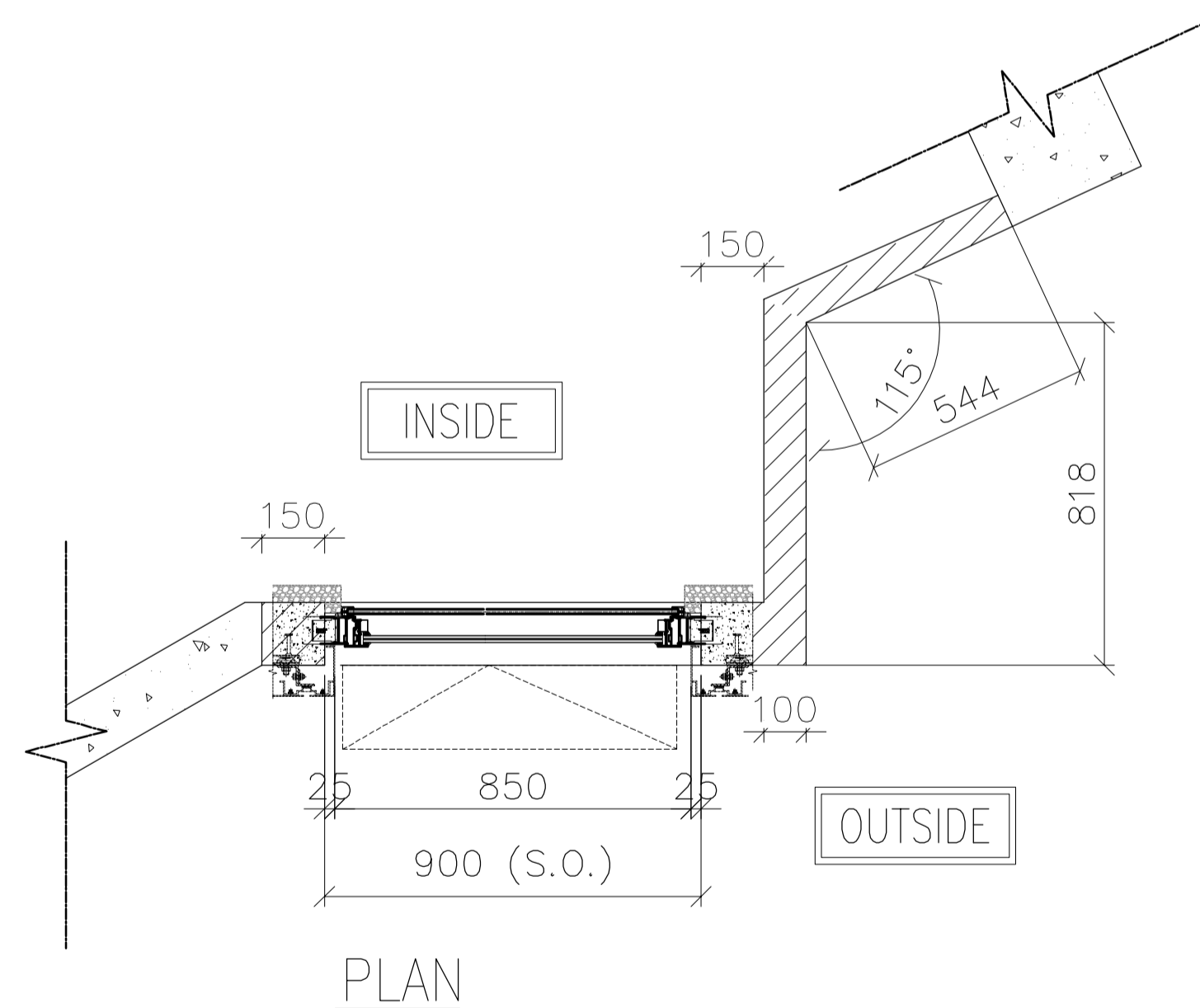
PRECAST FAÇADE MARK	PF-T7-01-2
WINDOW MARK	(REVERSED)
SECTION :	65mm ALUM. SECTION
QTY.	1 NO.
LOCATION :	TOWER 7 FLAT A KITCHEN AT 31/F,
GLAZING	6mm FT CLEAR +1.52PVB + 6mm FT CLEAR LAMINATED GLASS (G8)/12mm THK. CLEAR TEMPERED GLASS(Gb0)
REMARK :	

PROJECT :	PROPOSED RESIDENTIAL DEVELOPMENT AT NEW KOWLOON INLAND LOT. NO.6552
TITLE :	WINDOW SCHEDULE FOR PRECAST ALUM. WINDOW
JOB NO. :	J-857
DRAWN BY :	Asing
DATE :	05/11/2021
CHKD BY :	SCALE A1: 1:30 A3: 1:30
DWG. NO. :	J857-PW-2007b
REV. :	B

ELEVATION



SECTION A



PLAN

FREE AREA(%)	OPENABLE AREA	GLAZING AREA
50%	1.15	1.068

B.D. REF :
 F.S.D. REF :
 Note :
 1.All dimensions are in mm.
 2.All elevations are viewed from outside.
 3.All dimensions to be verified on site before fabrication.

GENERAL NOTES
 Legend :
 1. F.F.L.-- Finished Floor Level
 2. S.F.L.-- Structural Floor Level
 3. (R) -- Reversed Detail

X1 -- DETAIL MARK NO.
 X001 -- REFER SHEET NO.

NO.	DATE	REVISED	BY
E	11.01.2022	BY ARCHITECT COMMENT	AN
D	05.11.2021	BY ARCHITECT COMMENT	AN
C	29.10.2021	BY ARCHITECT COMMENT	AN
B	22.10.2021	BY ARCHITECT COMMENT	AN
A	04.10.2021	BY ARCHITECT COMMENT	AN
-	30.08.2021	BY ARCHITECT COMMENT	AN

CLIENT :
MARBLE EDGE INVESTMENT LTD.

ARCHITECT :
RONALD LU & PARTNERS
 ARCHITECTS | PLANNERS | INTERIOR DESIGNERS

STRUCTURAL ENGINEER :
CMA C-M WONG & ASSOCIATES LTD
 TEL: 852 2522 1098

FAÇADE CONSULTANT :
Inhabit Inhabit Group Hong Kong
<http://www.inhabitgroup.com>

美特鋁質有限公司
 MIDI ALUMINIUM FABRICATOR LTD.
 Units 6-8, Sunray Industrial Centre, 1/F
 610 Cha Kwo Ling Road, Kowloon
 Tel:23489211-4 Fax:(852)27727666

PRECAST FAÇADE MARK	PF-T3-11
WINDOW MARK	AW 16
SECTION :	65mm ALUM. SECTION
QTY.	27 NOS. (TYPICAL)
LOCATION :	TOWER 3 FLAT A KITCHEN AT 2/F-32/F,
GLAZING	6mm FT CLEAR +1.52PVB + 6mm FT CLEAR LAMINATED GLASS (G8)/12mm THK. CLEAR TEMPERED GLASS(Gb0)
REMARK :	

PROJECT :
PROPOSED RESIDENTIAL DEVELOPMENT AT NEW KOWLOON INLAND LOT. NO.6552

TITLE :
 WINDOW SCHEDULE FOR PRECAST ALUM. WINDOW

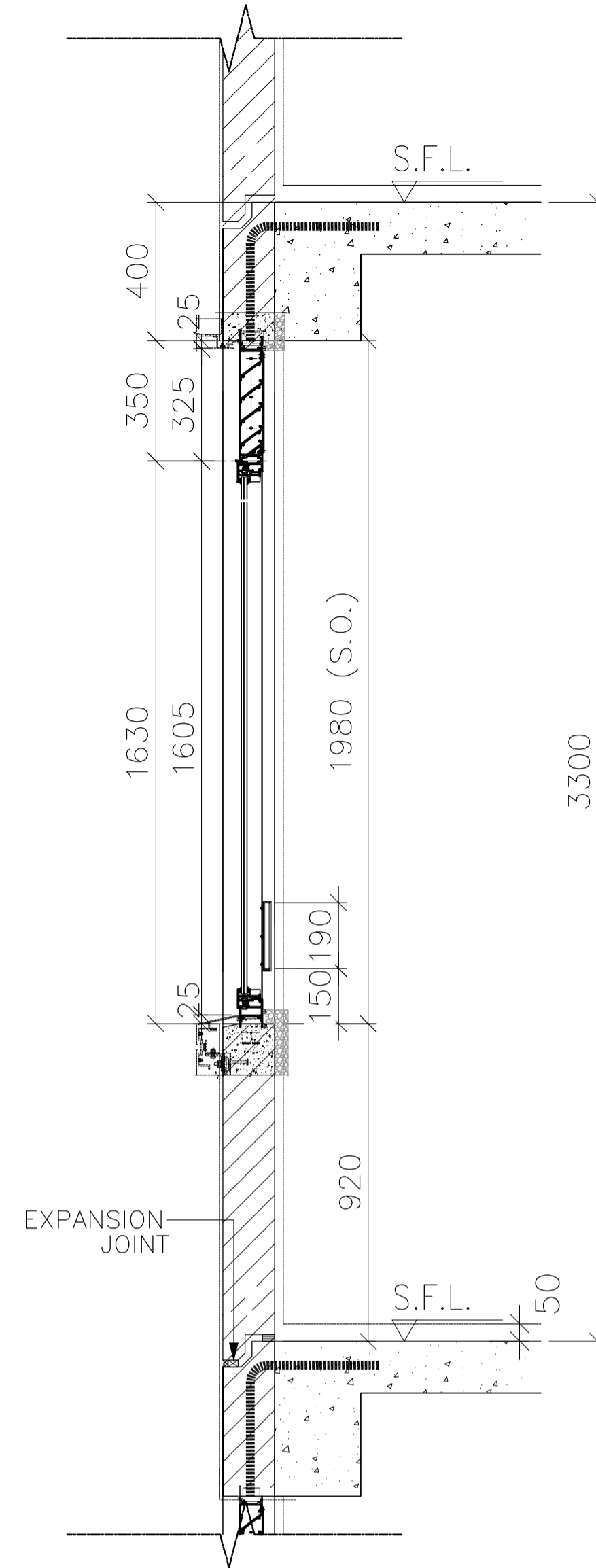
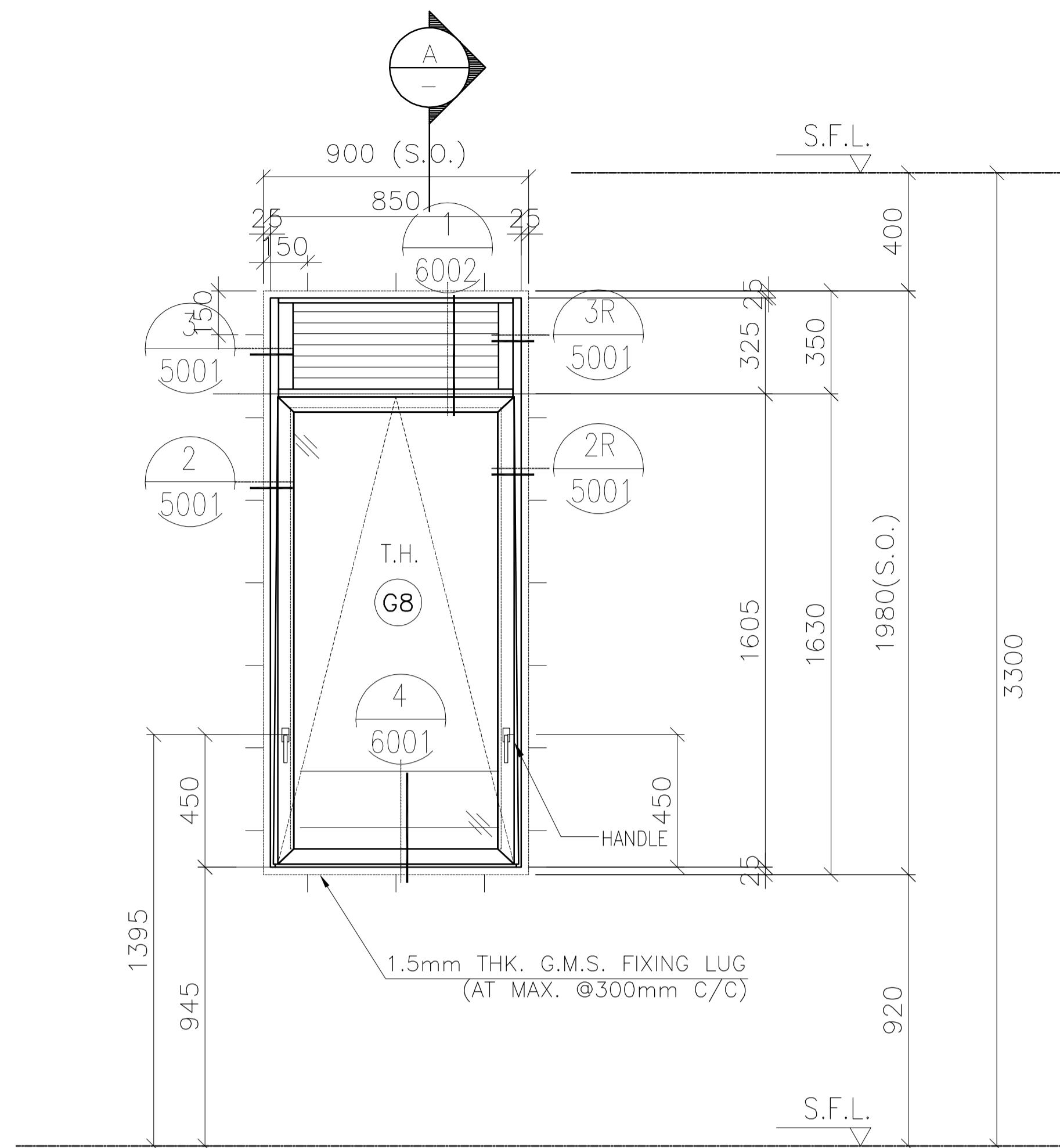
JOB NO. : J-857

DRAWN BY : Asing DATE : 05/11/2021

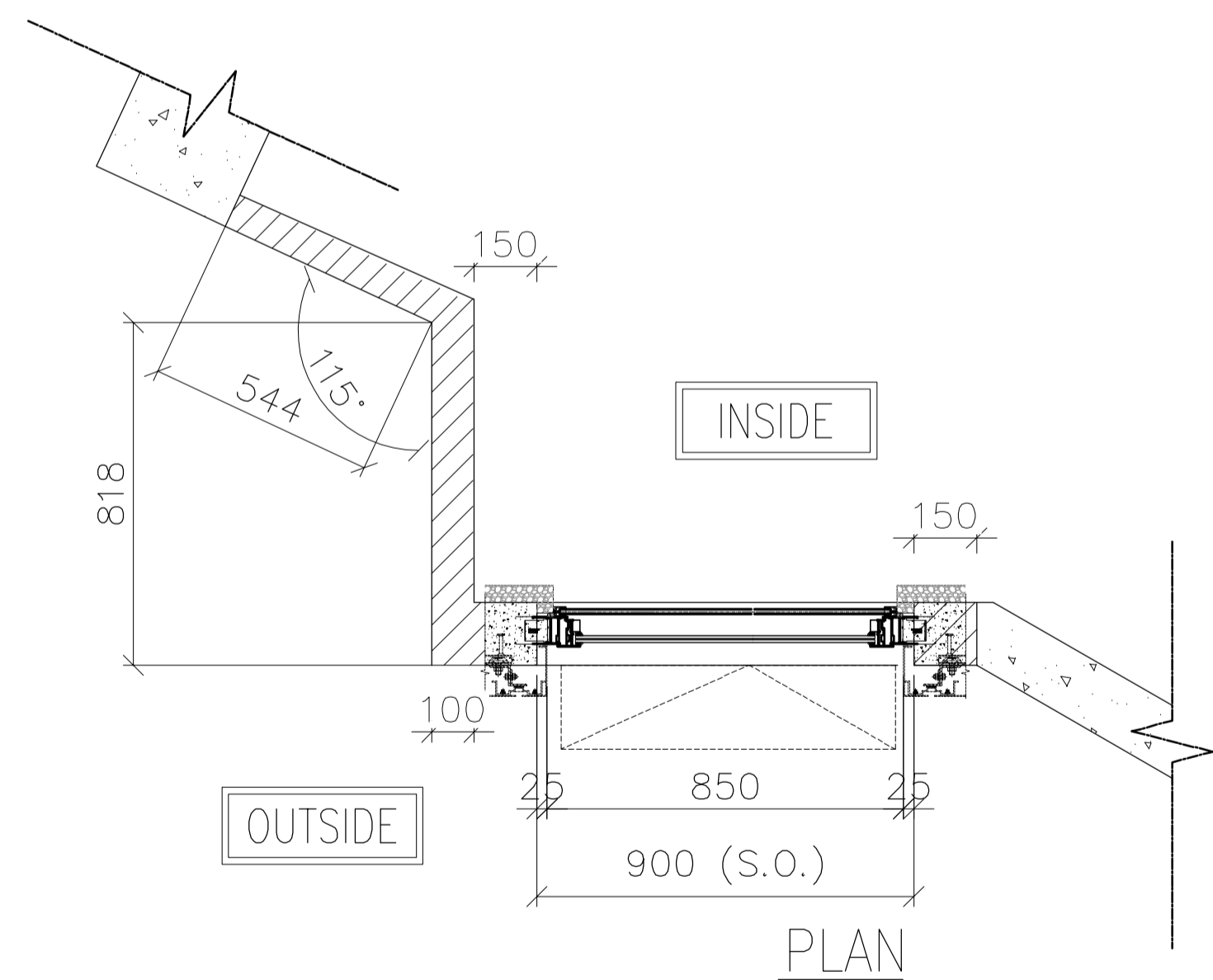
CHKD BY : SCALE A1: 1:30 A3: 1:30

DWG. NO. : J857-PW-2008 REV. : E

ELEVATION



SECTION A



PLAN

FREE AREA(%)	OPENABLE AREA	GLAZING AREA
50%	1.15	1.068

B.D. REF :
 F.S.D. REF :
 Note :
 1.All dimensions are in mm.
 2.All elevations are viewed from outside.
 3.All dimensions to be verified on site before fabrication.

GENERAL NOTES

Legend :
 1. F.F.L.-- Finished Floor Level
 2. S.F.L.-- Structural Floor Level
 3. (R) -- Reversed Detail

X1 -- DETAIL MARK NO.
 X001 -- REFER SHEET NO.

NO.	DATE	REVISED	BY
C	11.01.2022	BY ARCHITECT COMMENT	AN
B	05.11.2021	BY ARCHITECT COMMENT	AN
A	29.10.2021	BY ARCHITECT COMMENT	AN
-	22.10.2021	BY ARCHITECT COMMENT	AN

CLIENT :
MARBLE EDGE INVESTMENT LTD.

ARCHITECT :
RONALD LU & PARTNERS
 ARCHITECTS | PLANNERS | INTERIOR DESIGNERS

STRUCTURAL ENGINEER :
CMA C-M WONG & ASSOCIATES LTD
 TEL: 852 2522 1098

FACADE CONSULTANT :
Inhabit Inhabit Group Hong Kong
<http://www.inhabitgroup.com>

美特鋁質有限公司
 MIDI ALUMINIUM FABRICATOR LTD.
 Units 6-8, Sunray Industrial Centre, 1/F
 610 Cha Kwo Ling Road, Kowloon
 Tel:23489211-4 Fax:(852)27727666

PROJECT :
PROPOSED RESIDENTIAL DEVELOPMENT AT NEW KOWLOON INLAND LOT. NO.6552

TITLE :
 WINDOW SCHEDULE FOR PRECAST ALUM. WINDOW

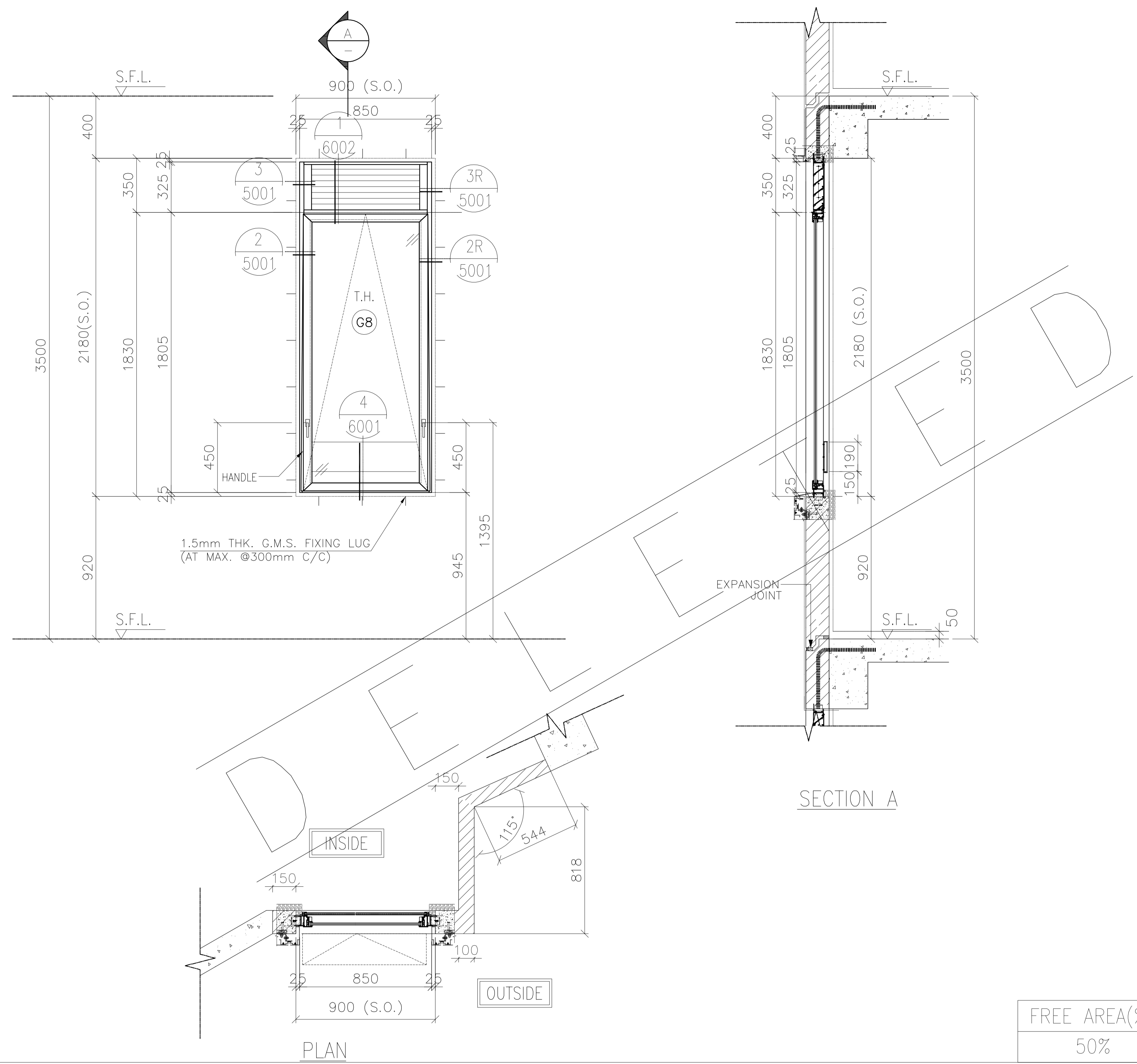
JOB NO. : J-857

DRAWN BY : Asing DATE : 05/11/2021

CHKD BY : SCALE A1: 1:30 A3: 1:30

DWG. NO. : J857-PW-2008a REV. : C

ELEVATION



FREE AREA(%)	OPENABLE AREA	GLAZING AREA
50%	1.3	1.211

B.D. REF :
 F.S.D. REF :
 Note :
 1.All dimensions are in mm.
 2.All elevations are viewed from outside.
 3.All dimensions to be verified on site before fabrication.

GENERAL NOTES
 Legend :
 1. F.F.L.-- Finished Floor Level
 2. S.F.L.-- Structural Floor Level
 3. (R) -- Reversed Detail
 X1 -- DETAIL MARK NO.
 X001 -- REFER SHEET NO.

NO.	DATE	BY ARCHITECT COMMENT	AN
-	05.11.2021	BY ARCHITECT COMMENT	AN

CLIENT :
MARBLE EDGE INVESTMENT LTD.

ARCHITECT :
RONALD LU & PARTNERS
 ARCHITECTS | PLANNERS | INTERIOR DESIGNERS

STRUCTURAL ENGINEER :
CMA C-M WONG & ASSOCIATES LTD
 TEL: 852 2502 1008

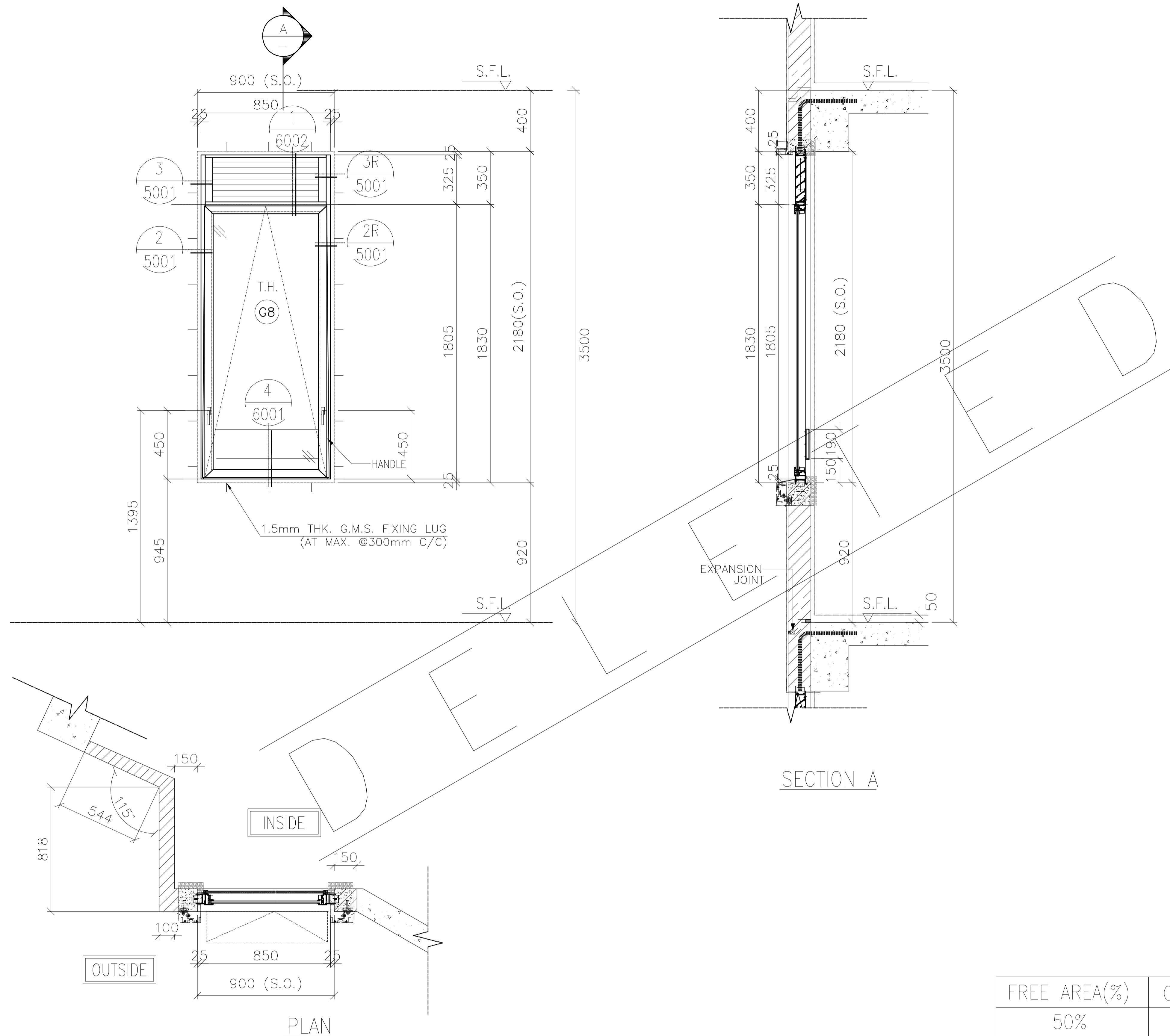
FACADE CONSULTANT :
Inhabit Inhabit Group Hong Kong
<http://www.inhabitgroup.com>

美特鋁質有限公司
 MIDI ALUMINIUM FABRICATOR LTD.
 Units 6-8, Sunray Industrial Centre, 1/F
 610 Cha Kwo Ling Road, Kowloon
 Tel:23489211-4 Fax:(852)27727666

PRECAST FACADE MARK	PF-T3-11-1
WINDOW MARK	AW 16-1
SECTION :	65mm ALUM. SECTION
QTY.	1 NOS. (TYPICAL)
LOCATION :	TOWER 3 FLAT A KITCHEN AT 32/F,
GLAZING	6mm FT CLEAR +1.52PVB + 6mm FT CLEAR LAMINATED GLASS (G8)/12mm THK. CLEAR TEMPERED GLASS(G6)
REMARK :	

PROJECT :	PROPOSED RESIDENTIAL DEVELOPMENT AT NEW KOWLOON INLAND LOT. NO.6552
TITLE :	WINDOW SCHEDULE FOR PRECAST ALUM. WINDOW
JOB NO. :	J-857
DRAWN BY :	Asing
DATE :	05/11/2021
CHKD BY :	SCALE A1: 1:30 A3: 1:30
DWG. NO. :	J857-PW-2008b
REV. :	-

ELEVATION



FREE AREA(%)	OPENABLE AREA	GLAZING AREA
50%	1.3	1.211

B.D. REF :
 F.S.D. REF :
 Note :
 1.All dimensions are in mm.
 2.All elevations are viewed from outside.
 3.All dimensions to be verified on site before fabrication.

GENERAL NOTES
 Legend :
 1. F.F.L.-- Finished Floor Level
 2. S.F.L.-- Structural Floor Level
 3. (R) -- Reversed Detail

X1 -- DETAIL MARK NO.
 X001 -- REFER SHEET NO.

NO.	DATE	BY ARCHITECT COMMENT	AN
-	05.11.2021	BY ARCHITECT COMMENT	AN

CLIENT :
MARBLE EDGE INVESTMENT LTD.

ARCHITECT :
RONALD LU & PARTNERS
 ARCHITECTS | PLANNERS | INTERIOR DESIGNERS

STRUCTURAL ENGINEER :
CMA C-M WONG & ASSOCIATES LTD
 TEL: 852 2502 1098

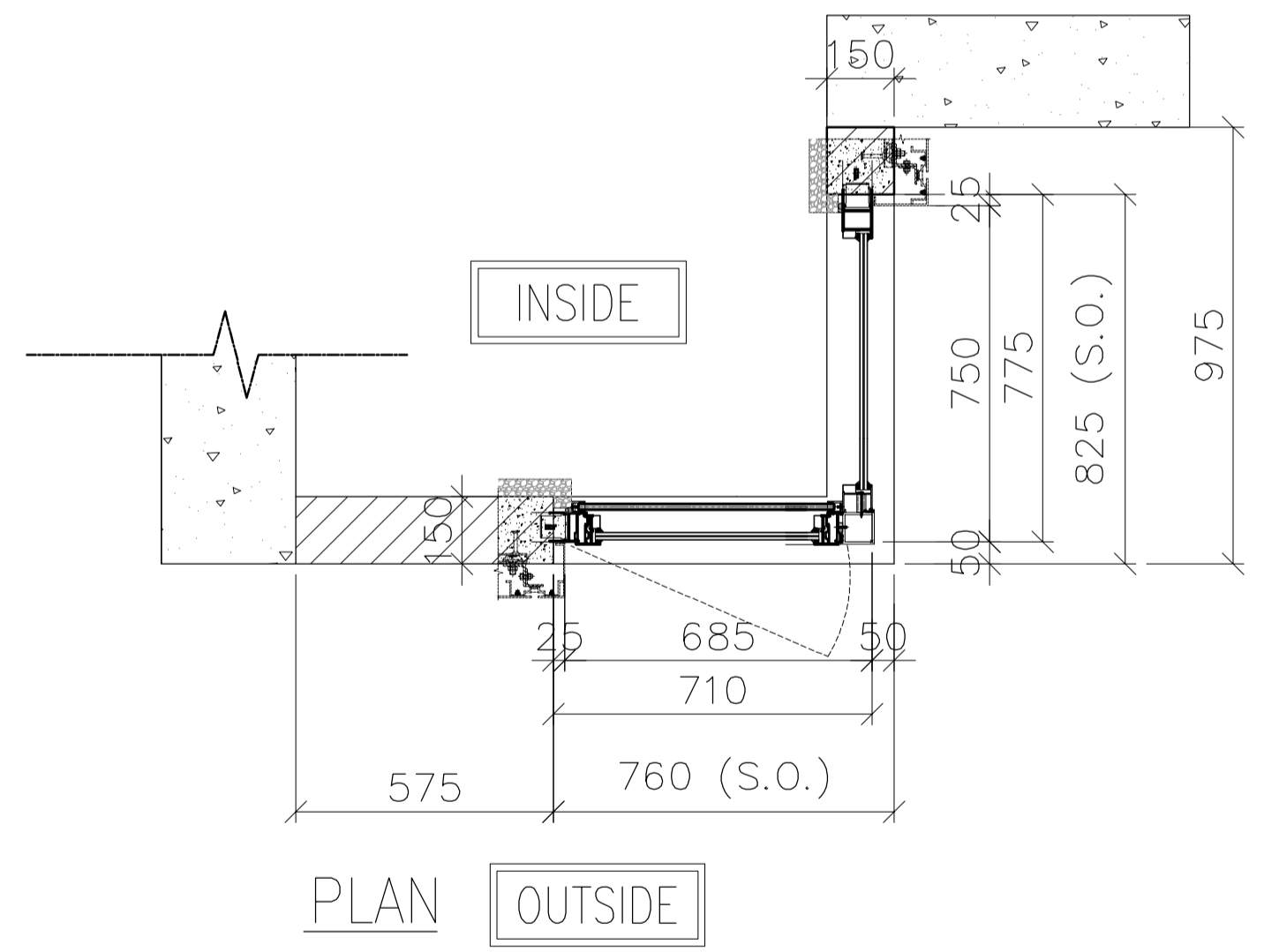
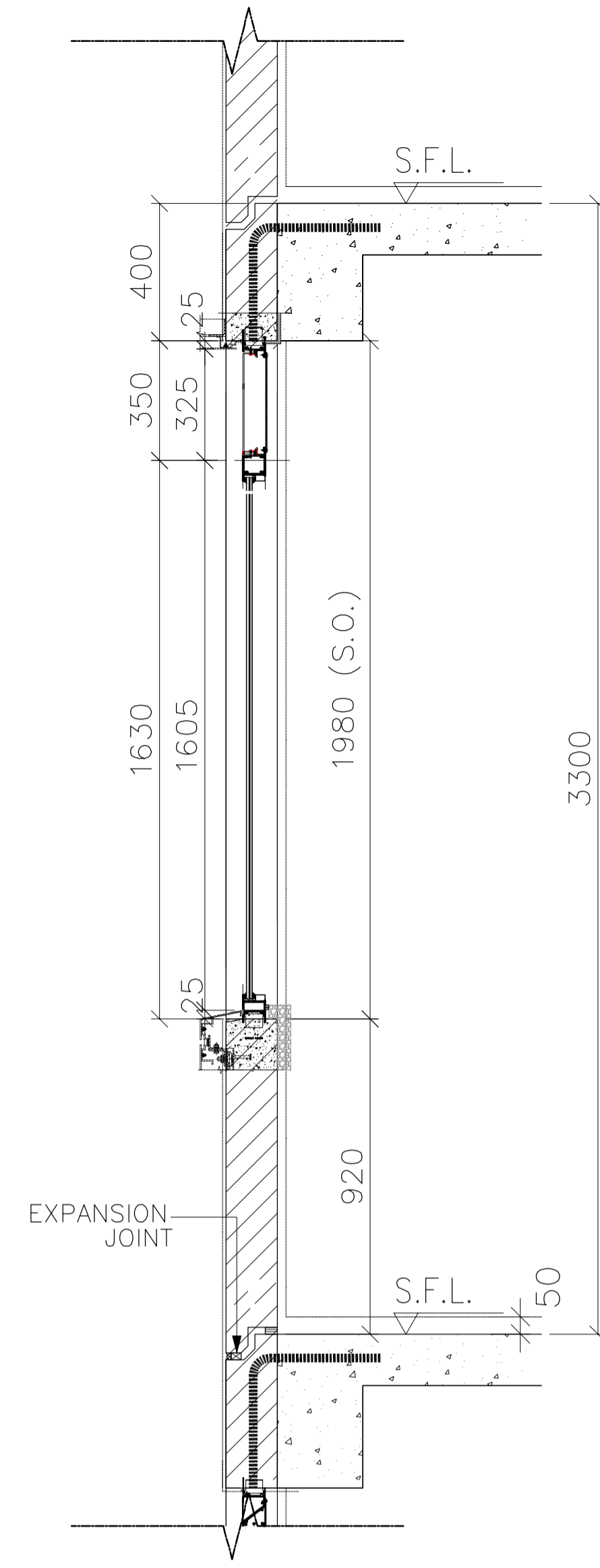
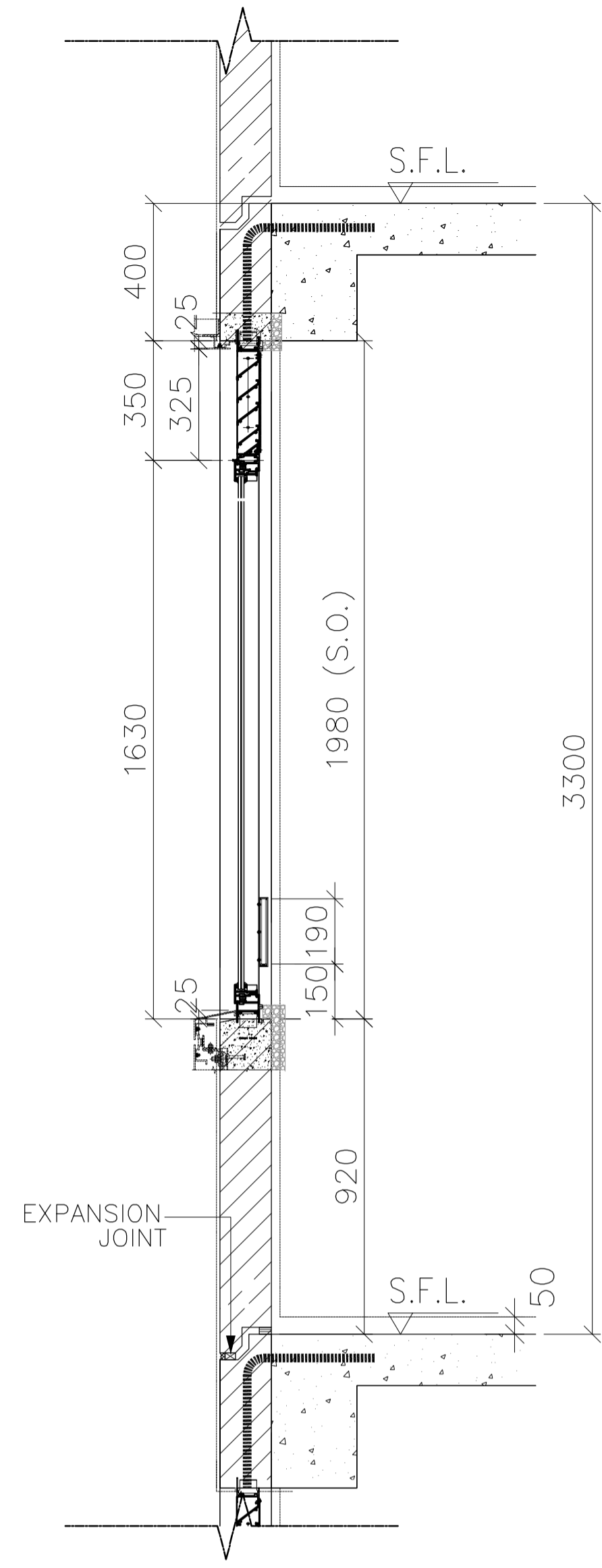
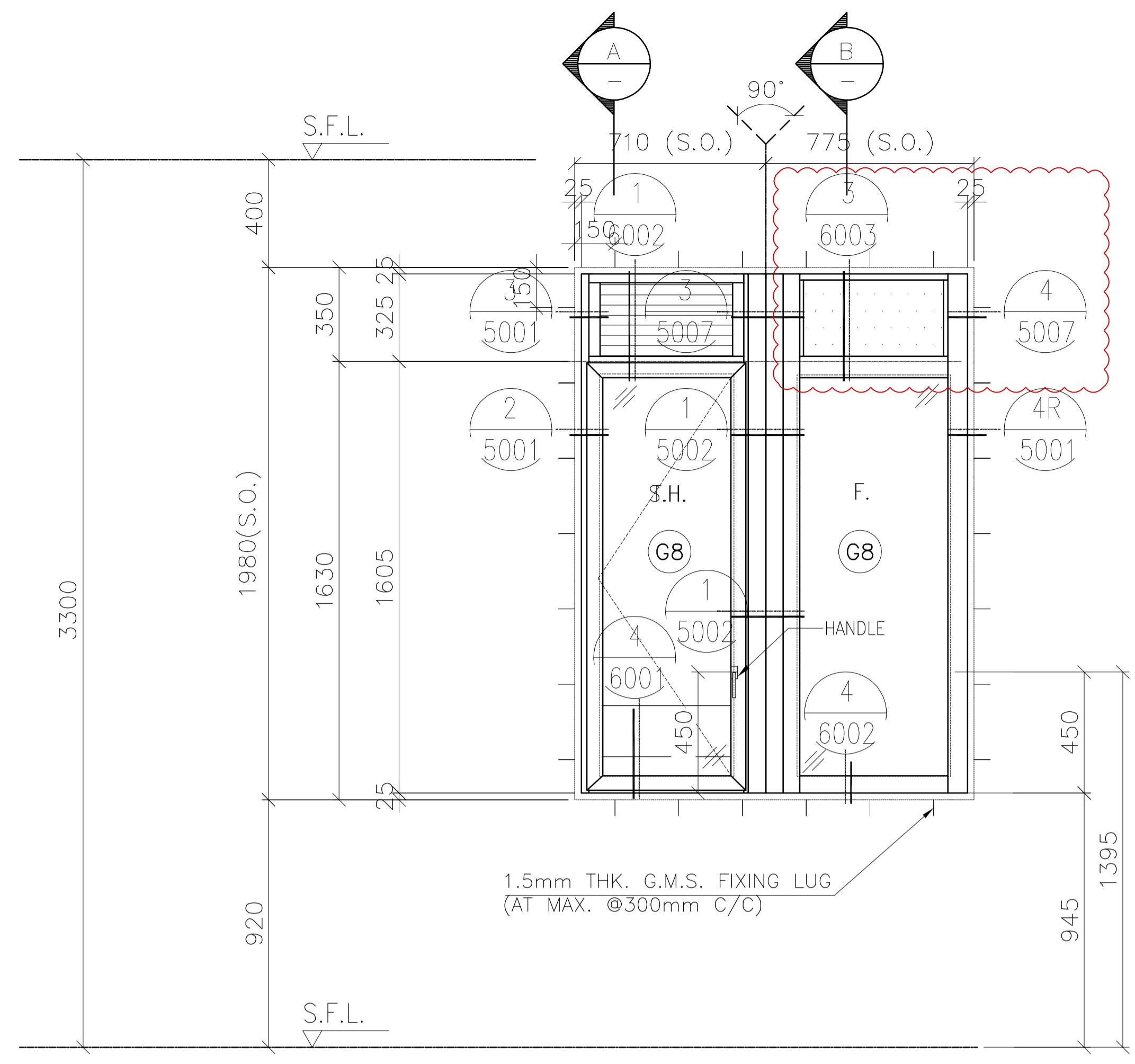
FACADE CONSULTANT :
Inhabit Inhabit Group Hong Kong
<http://www.inhabitgroup.com>

美特鋁質有限公司
MIDI ALUMINIUM FABRICATOR LTD.
 Units 6-8, Sunray Industrial Centre, 1/F
 610 Cha Kwo Ling Road, Kowloon
 Tel:23489211-4 Fax:(852)27727666

PRECAST FACADE MARK	PF-T6-11-1
WINDOW MARK	AW 16R-1 (REVERSED)
SECTION :	65mm ALUM. SECTION
QTY.	1 NOS. (TYPICAL)
LOCATION :	TOWER 6 FLAT B KITCHEN AT 32/F,
GLAZING	6mm FT CLEAR +1.52PVB + 6mm FT CLEAR LAMINATED GLASS (G8)/12mm THK. CLEAR TEMPERED GLASS(GB0)
REMARK :	

PROJECT :	PROPOSED RESIDENTIAL DEVELOPMENT AT NEW KOWLOON INLAND LOT. NO.6552
TITLE :	WINDOW SCHEDULE FOR PRECAST ALUM. WINDOW
JOB NO. :	J-857
DRAWN BY :	Asing
DATE :	05/11/2021
CHKD BY :	SCALE A1: 1:30 A3: 1:30
DWG. NO. :	J857-PW-2008c
REV. :	-

ELEVATION



SECTION A

SECTION B

FREE AREA(%)	OPENABLE AREA	GLAZING AREA
50%	0.822	1.600

B.D. REF :
 F.S.D. REF :
 Note :
 1.All dimensions are in mm.
 2.All elevations are viewed from outside.
 3.All dimensions to be verified on site before fabrication.

GENERAL NOTES
 Legend :
 1. F.F.L.-- Finished Floor Level
 2. S.F.L.-- Structural Floor Level
 3. (R) -- Reversed Detail
 X1 -- DETAIL MARK NO.
 X001 -- REFER SHEET NO.

NO.	DATE	REVISED	BY
F	11.01.2022	BY ARCHITECT COMMENT	AN
E	03.01.2022	BY ARCHITECT COMMENT	AN
D	05.11.2021	BY ARCHITECT COMMENT	AN
C	29.10.2021	BY ARCHITECT COMMENT	AN
B	22.10.2021	BY ARCHITECT COMMENT	AN
A	04.10.2021	BY ARCHITECT COMMENT	AN
-	30.08.2021	BY ARCHITECT COMMENT	AN

CLIENT :
MARBLE EDGE INVESTMENT LTD.

ARCHITECT :
RONALD LU & PARTNERS
 ARCHITECTS | PLANNERS | INTERIOR DESIGNERS

STRUCTURAL ENGINEER :
CMA C-M WONG & ASSOCIATES LTD
 TEL: 852 2522 1088

FAÇADE CONSULTANT :
Inhabit Inhabit Group Hong Kong
 http://www.inhabitgroup.com

美特鋁質有限公司
MIDI ALUMINIUM FABRICATOR LTD.
 Units 6-8, Sunray Industrial Centre, 1/F
 610 Cha Kwo Ling Road, Kowloon
 Tel:23489211-4 Fax:(852)27727666

PRECAST FAÇADE MARK	PF-T3-14
WINDOW MARK	
SECTION :	65mm ALUM. SECTION
QTY.	27 NOS. (TYPICAL)
LOCATION :	TOWER 3 FLAT B KITCHEN AT 2/F-32/F
GLAZING	6mm FT CLEAR +1.52PVB + 6mm FT CLEAR LAMINATED GLASS (G8)/12mm THK. CLEAR TEMPERED GLASS(GB0)
REMARK :	

PROJECT :
PROPOSED RESIDENTIAL DEVELOPMENT AT NEW KOWLOON INLAND LOT. NO.6552

TITLE :
 WINDOW SCHEDULE FOR PRECAST ALUM. WINDOW

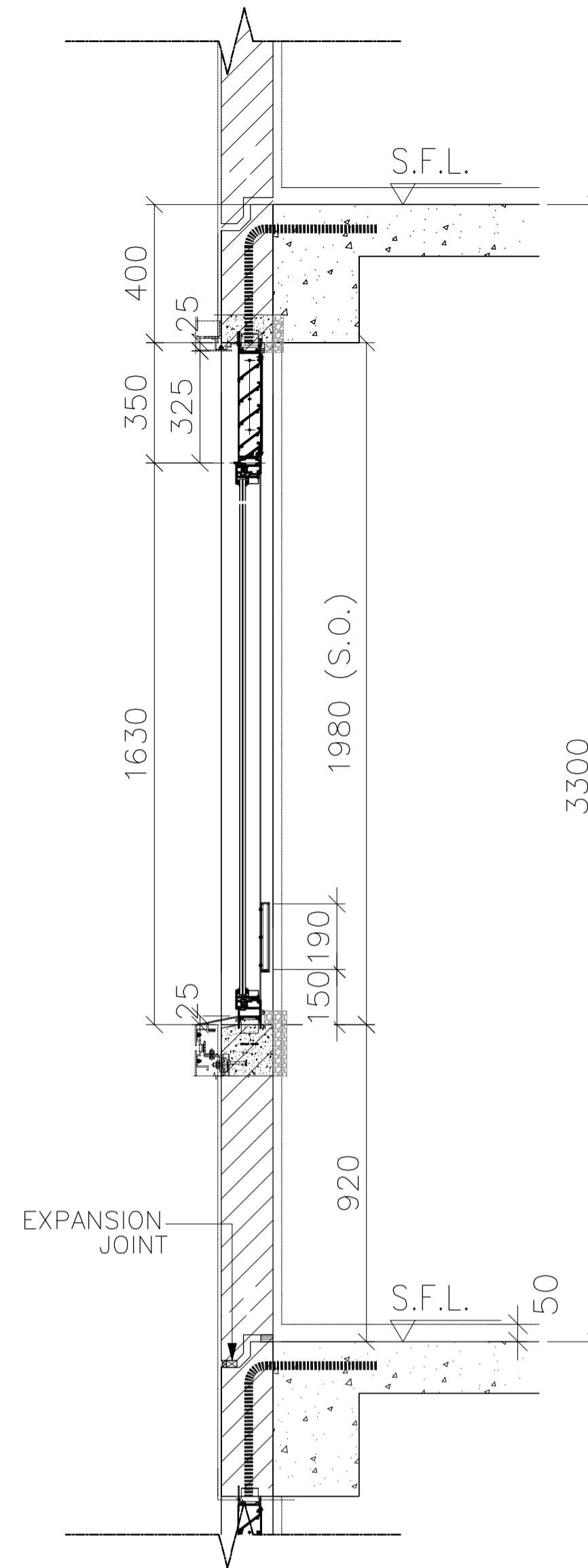
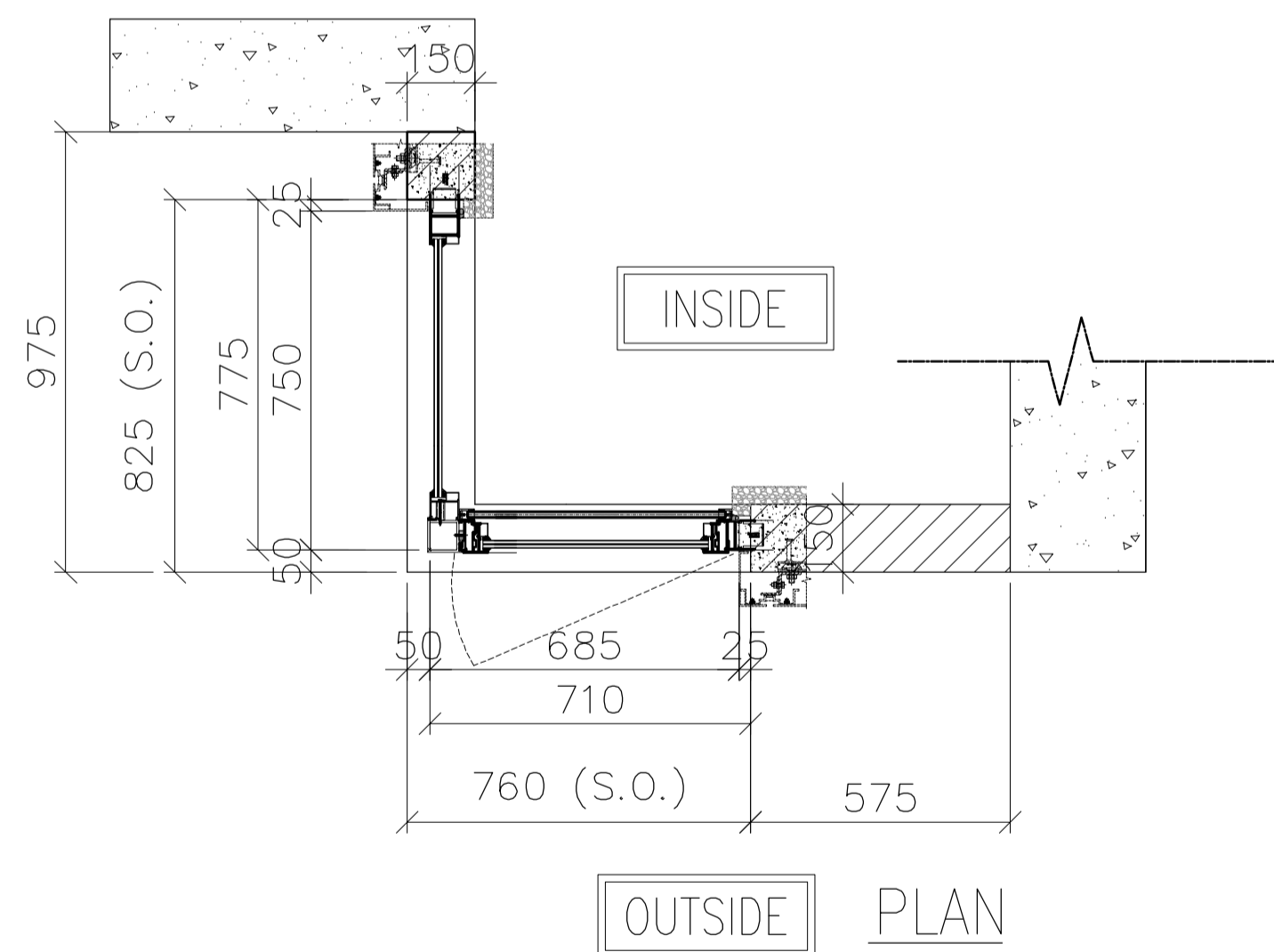
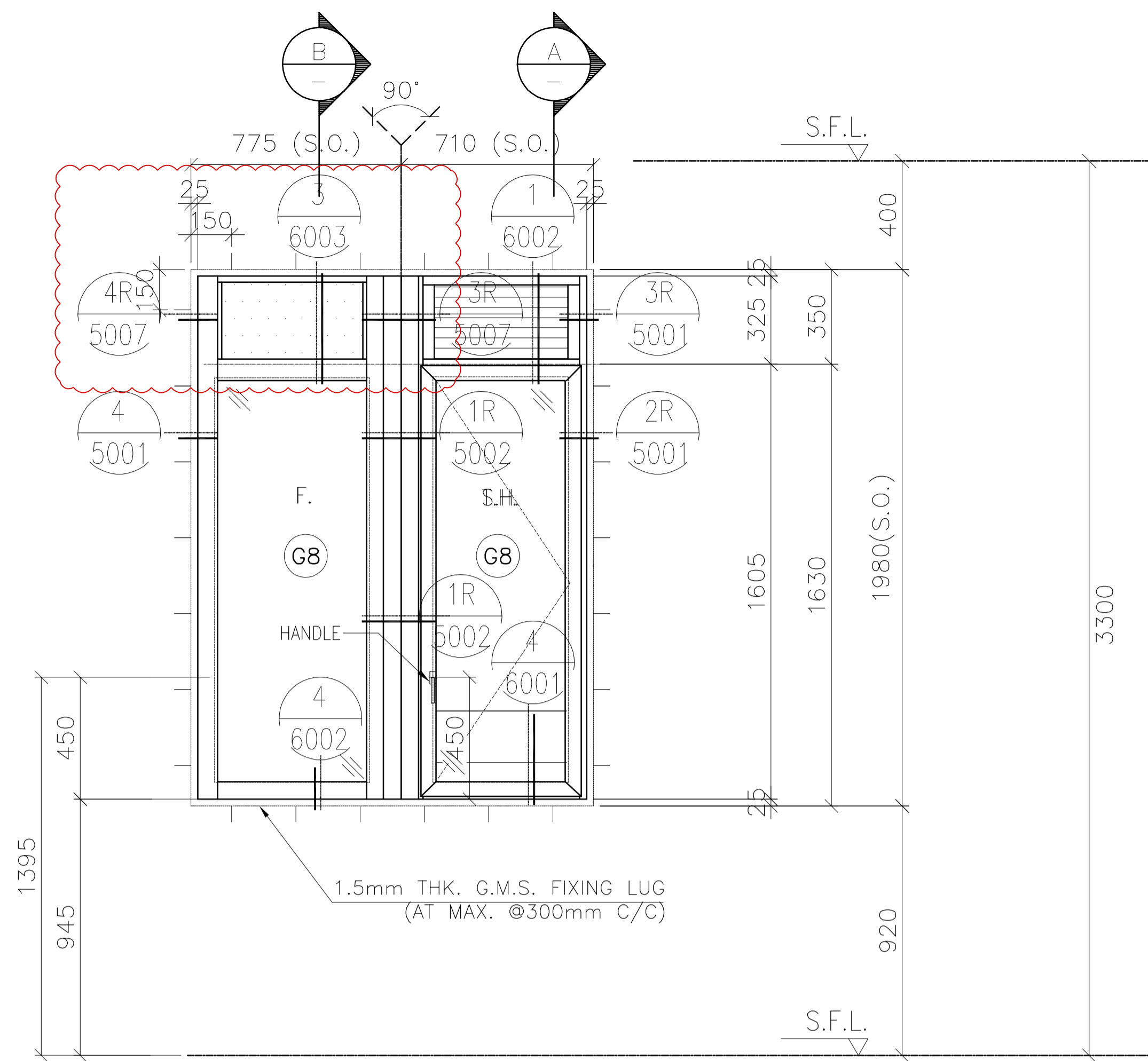
JOB NO. : J-857

DRAWN BY : Asing DATE : 05/11/2021

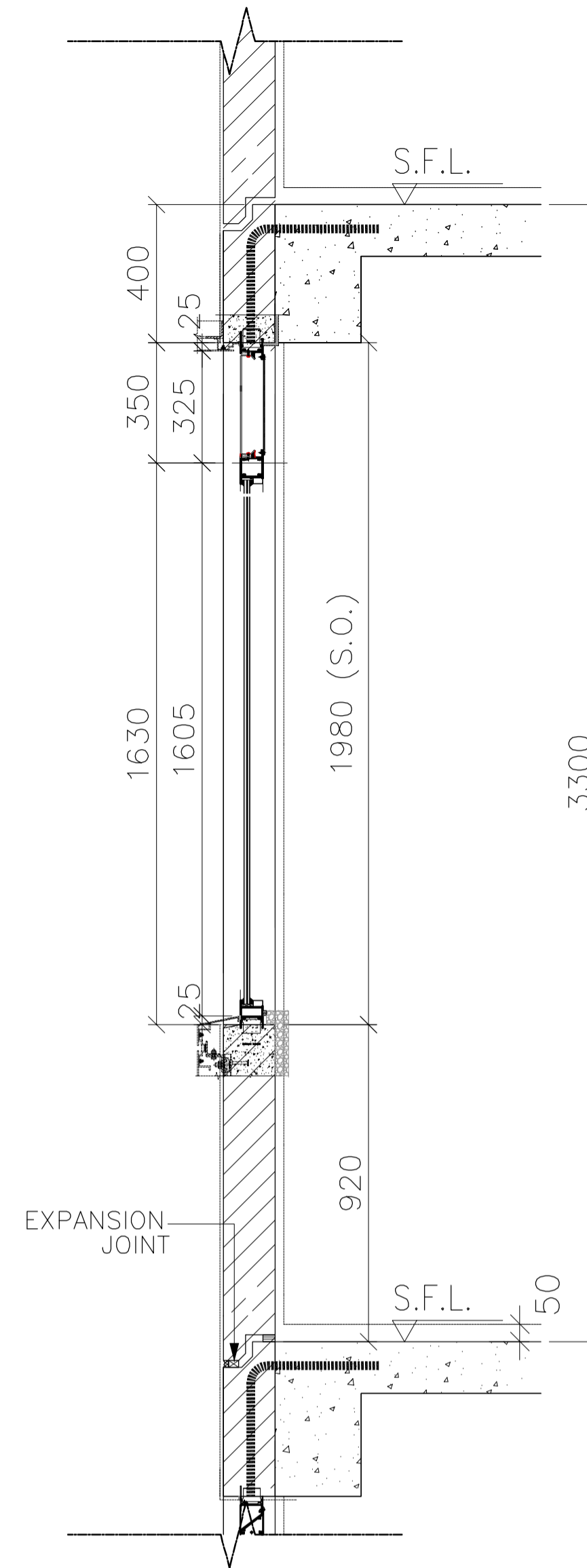
CHKD BY : SCALE A1: 1:30 A3: 1:30

DWG. NO. : J857-PW-2009 REV. : F

ELEVATION



SECTION A



SECTION B

FREE AREA(%)	OPENABLE AREA	GLAZING AREA
50%	0.822	1.600

B.D. REF :
 F.S.D. REF :
 Note :
 1. All dimensions are in mm.
 2. All elevations are viewed from outside.
 3. All dimensions to be verified on site before fabrication.

GENERAL NOTES
 Legend :
 1. F.F.L.-- Finished Floor Level
 2. S.F.L.-- Structural Floor Level
 3. (R) -- Reversed Detail
 X1 -- DETAIL MARK NO.
 X001 -- REFER SHEET NO.

NO.	DATE	REVISED	BY
D	11.01.2022	BY ARCHITECT COMMENT	AN
C	03.01.2022	BY ARCHITECT COMMENT	AN
B	05.11.2021	BY ARCHITECT COMMENT	AN
A	29.10.2021	BY ARCHITECT COMMENT	AN
-	22.10.2021	BY ARCHITECT COMMENT	AN

CLIENT :
MARBLE EDGE INVESTMENT LTD.

ARCHITECT :
RONALD LU & PARTNERS
 ARCHITECTS | PLANNERS | INTERIOR DESIGNERS

STRUCTURAL ENGINEER :
CMA C-M WONG & ASSOCIATES LTD
 TEL: 852 2022 1098
 Email

FAÇADE CONSULTANT :
Inhabit Inhabit Group Hong Kong
<http://www.inhabitgroup.com>

美特鋁質有限公司
MIDI ALUMINIUM FABRICATOR LTD.
 Units 6-8, Sunray Industrial Centre, 1/F
 610 Cha Kwo Ling Road, Kowloon
 Tel: 23489211-4 Fax: (852) 27727666

PRECAST FAÇADE MARK	PF-T6-08
WINDOW MARK	AW 17R (REVERSED)
SECTION :	65mm ALUM. SECTION
QTY.	27 NOS. (TYPICAL)
LOCATION :	TOWER 6 FLAT A KITCHEN AT 2/F-32/F,
GLAZING	6mm FT CLEAR +1.52PVB + 6mm FT CLEAR LAMINATED GLASS (G8)/12mm THK. CLEAR TEMPERED GLASS(GB0)
REMARK :	

PROJECT :
PROPOSED RESIDENTIAL DEVELOPMENT AT NEW KOWLOON INLAND LOT. NO.6552

TITLE :
 WINDOW SCHEDULE FOR PRECAST ALUM. WINDOW

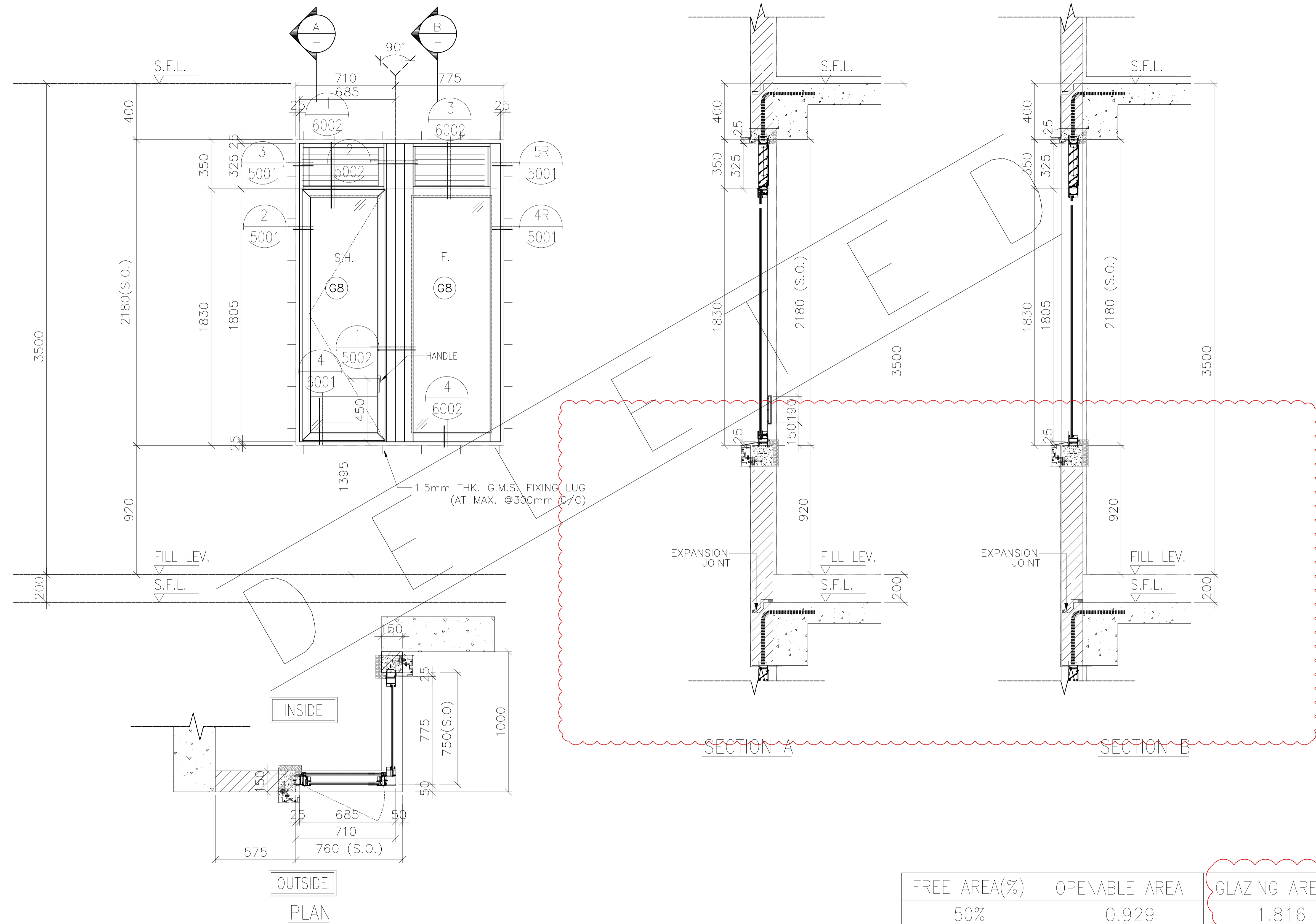
JOB NO. : J-857

DRAWN BY : Asing DATE : 05/11/2021

CHKD BY : SCALE A1: 1:30 A3: 1:30

DWG. NO. : **J857-PW-2009a** REV. : D

ELEVATION



FREE AREA(%)	OPENABLE AREA	GLAZING AREA
50%	0.929	1.816

B.D. REF :
 F.S.D. REF :
 Note :
 1.All dimensions are in mm.
 2.All elevations are viewed from outside.
 3.All dimensions to be verified on site before fabrication.

GENERAL NOTES
 Legend :
 1. F.F.L.-- Finished Floor Level
 2. S.F.L.-- Structural Floor Level
 3. (R) -- Reversed Detail
 X1 -- DETAIL MARK NO.
 X001 -- REFER SHEET NO.

NO.	DATE	REVISED	BY
A	22.11.2021	BY ARCHITECT COMMENT	AN
-	05.11.2021	BY ARCHITECT COMMENT	AN

CLIENT :
MARBLE EDGE INVESTMENT LTD.

ARCHITECT :
RONALD LU & PARTNERS
 ARCHITECTS | PLANNERS | INTERIOR DESIGNERS

STRUCTURAL ENGINEER :
CMA C-M WONG & ASSOCIATES LTD
 TEL: 852 2502 1098

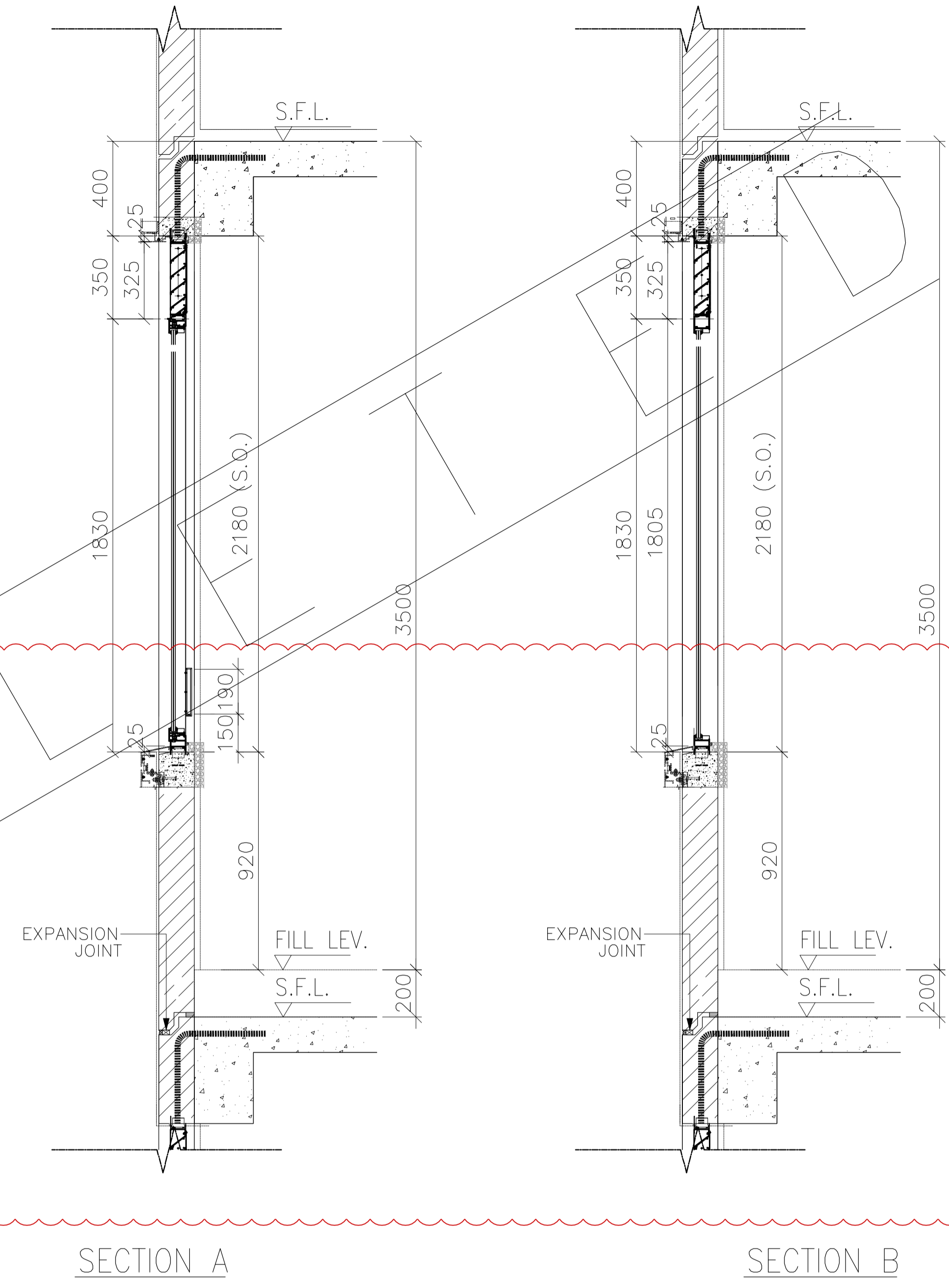
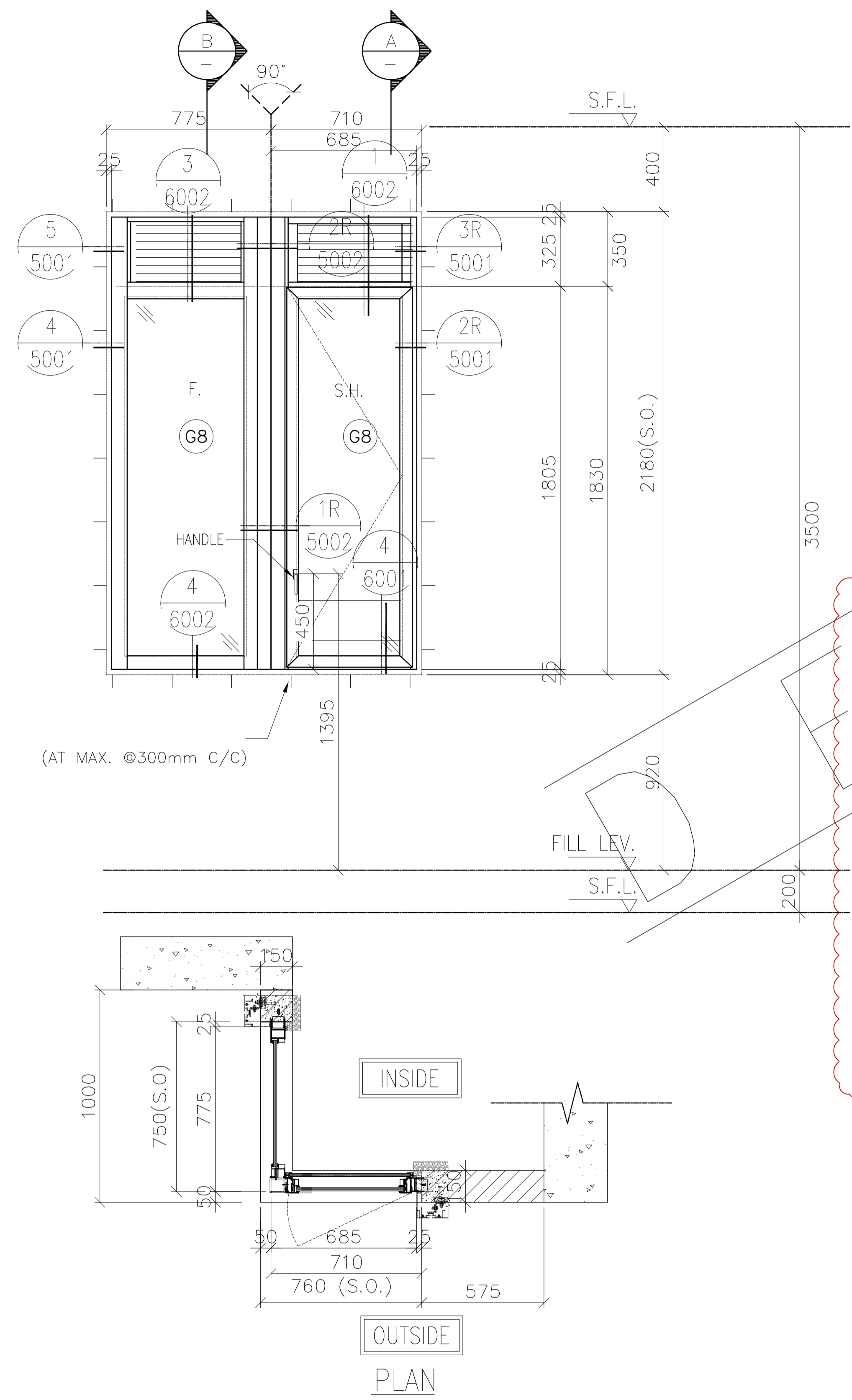
FACADE CONSULTANT :
Inhabit Inhabit Group Hong Kong
 http://www.inhabitgroup.com

美特鋁質有限公司
 MIDI ALUMINIUM FABRICATOR LTD.
 Units 6-8, Sunray Industrial Centre, 1/F
 610 Cha Kwo Ling Road, Kowloon
 Tel:23489211-4 Fax:(852)27727666

PRECAST FACADE MARK	PF-T3-14-1
WINDOW MARK	
SECTION :	65mm ALUM. SECTION
QTY.	1 NOS. (TYPICAL)
LOCATION :	TOWER 3 FLAT B KITCHEN AT 32/F
GLAZING	6mm FT CLEAR +1.52PVB + 6mm FT CLEAR LAMINATED GLASS (G8)/12mm THK. CLEAR TEMPERED GLASS(GBo)
REMARK :	

PROJECT :	PROPOSED RESIDENTIAL DEVELOPMENT AT NEW KOWLOON INLAND LOT. NO.6552
TITLE :	WINDOW SCHEDULE FOR PRECAST ALUM. WINDOW
JOB NO. :	J-857
DRAWN BY :	Asing
DATE :	05/11/2021
CHKD BY :	SCALE A1: 1:30 A3: 1:30
DWG. NO. :	J857-PW-2009b
REV. :	A

ELEVATION



FREE AREA(%)	OPENABLE AREA	GLAZING AREA
50%	0.929	1.816

B.D. REF :
 F.S.D. REF :
 Note :
 1.All dimensions are in mm.
 2.All elevations are viewed from outside.
 3.All dimensions to be verified on site before fabrication.

GENERAL NOTES
 Legend :
 1. F.F.L.-- Finished Floor Level
 2. S.F.L.-- Structural Floor Level
 3. (R) -- Reversed Detail
 X1 -- DETAIL MARK NO.
 X001 -- REFER SHEET NO.

A	22.11.2021	BY ARCHITECT COMMENT	AN
-	05.11.2021	BY ARCHITECT COMMENT	AN
NO.	DATE	REVISED	BY

CLIENT :
MARBLE EDGE INVESTMENT LTD.

ARCHITECT :
RONALD LU & PARTNERS
 ARCHITECTS | PLANNERS | INTERIOR DESIGNERS

STRUCTURAL ENGINEER :
CMA C-M WONG & ASSOCIATES LTD
 TEL: 852 2502 1098

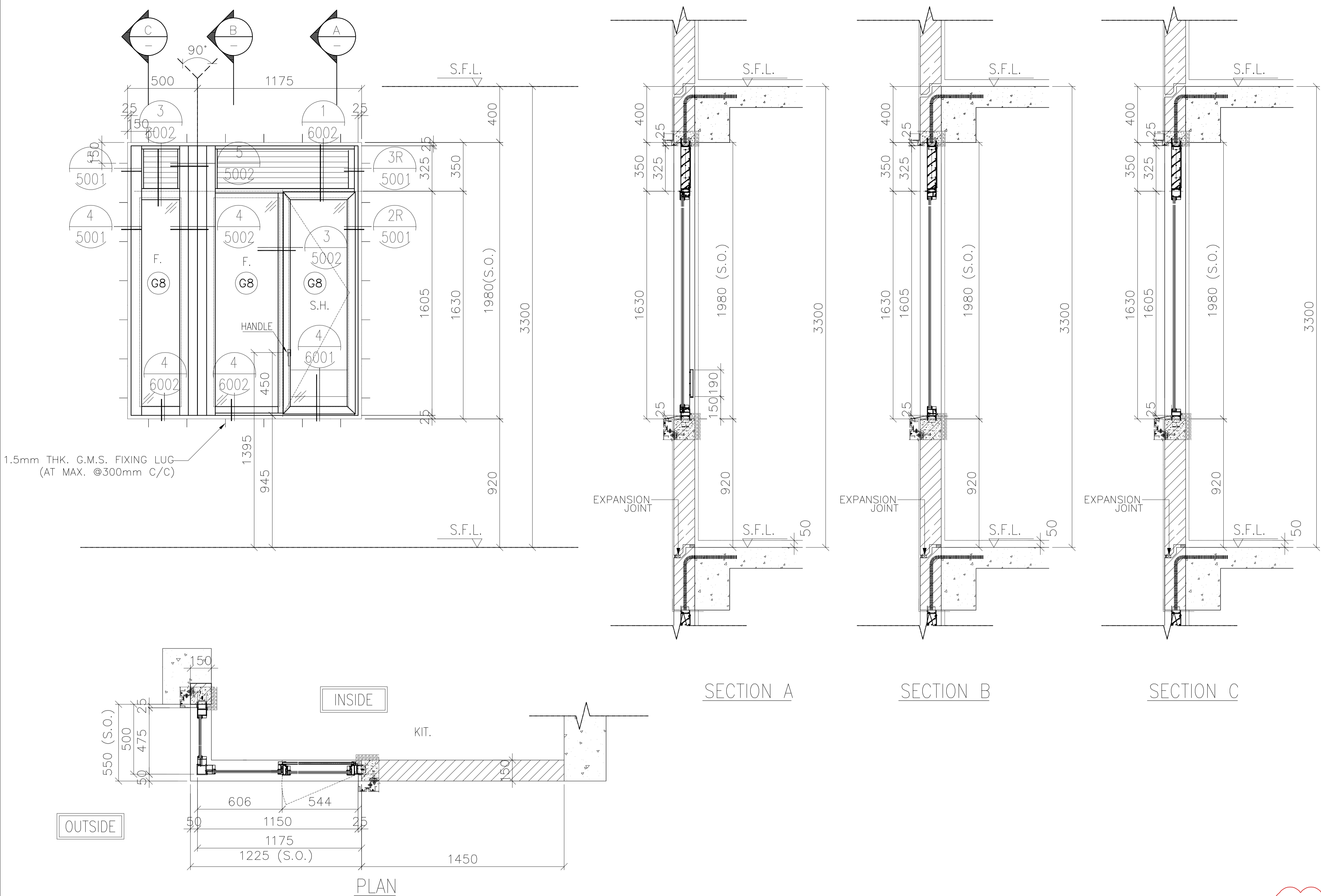
FAÇADE CONSULTANT :
Inhabit Inhabit Group Hong Kong
<http://www.inhabitgroup.com>

美特鋁質有限公司
 MIDI ALUMINIUM FABRICATOR LTD.
 Units 6-8, Sunray Industrial Centre, 1/F
 610 Cha Kwo Ling Road, Kowloon
 Tel:23489211-4 Fax:(852)27727666

PRECAST FAÇADE MARK	PF-T6-08-1
WINDOW MARK	(REVERSED)
SECTION :	65mm ALUM. SECTION
QTY.	1 NOS. (TYPICAL)
LOCATION :	TOWER 6 FLAT A KITCHEN AT 32/F
GLAZING	6mm FT CLEAR +1.52PVB + 6mm FT CLEAR LAMINATED GLASS (G8)/12mm THK. CLEAR TEMPERED GLASS(GBo)
REMARK :	

PROJECT :	PROPOSED RESIDENTIAL DEVELOPMENT AT NEW KOWLOON INLAND LOT. NO.6552
TITLE :	WINDOW SCHEDULE FOR PRECAST ALUM. WINDOW
JOB NO. :	J-857
DRAWN BY :	Asing
DATE :	05/11/2021
CHKD BY :	SCALE A1: 1:30 A3: 1:30
DWG. NO. :	J857-PW-2009c
REV. :	A

ELEVATION



FREE AREA(%)	OPENABLE AREA	GLAZING AREA
50%	0.728	1.792

B.D. REF :
 F.S.D. REF :
 Note :
 1. All dimensions are in mm.
 2. All elevations are viewed from outside.
 3. All dimensions to be verified on site before fabrication.

GENERAL NOTES
 Legend :
 1. F.F.L.-- Finished Floor Level
 2. S.F.L.-- Structural Floor Level
 3. (R) -- Reversed Detail
 (X1) -- DETAIL MARK NO.
 (X001) -- REFER SHEET NO.

NO.	DATE	REVISED	BY
E	11.01.2022	BY ARCHITECT COMMENT	AN
D	05.11.2021	BY ARCHITECT COMMENT	AN
C	29.10.2021	BY ARCHITECT COMMENT	AN
B	22.10.2021	BY ARCHITECT COMMENT	AN
A	04.10.2021	BY ARCHITECT COMMENT	AN
-	30.08.2021	BY ARCHITECT COMMENT	AN

CLIENT :
MARBLE EDGE INVESTMENT LTD.

ARCHITECT :
RONALD LU & PARTNERS
 ARCHITECTS | PLANNERS | INTERIOR DESIGNERS

STRUCTURAL ENGINEER :
CMA C-M WONG & ASSOCIATES LTD
 TEL: 852 2022 1098

FAÇADE CONSULTANT :
Inhabit Inhabit Group Hong Kong
 http://www.inhabitgroup.com

美特鋁質有限公司
 MIDI ALUMINIUM FABRICATOR LTD.
 Units 6-8, Sunray Industrial Centre, 1/F
 610 Cha Kwo Ling Road, Kowloon
 Tel: 23489211-4 Fax: (852) 27727666

PRECAST FAÇADE MARK	PF-T5-01
WINDOW MARK	AW 18
SECTION :	65mm ALUM. SECTION
QTY.	27 NOS. (TYPICAL)
LOCATION :	TOWER 5 FLAT A KITCHEN AT 2/F-32/F.
GLAZING	6mm FT CLEAR +1.52PVB + 6mm FT CLEAR LAMINATED GLASS (G8)/12mm THK. CLEAR TEMPERED GLASS(GB0)
REMARK :	

PROJECT :	PROPOSED RESIDENTIAL DEVELOPMENT AT NEW KOWLOON INLAND LOT. NO.6552
TITLE :	WINDOW SCHEDULE FOR PRECAST ALUM. WINDOW
JOB NO. :	J-857
DRAWN BY :	Asing
DATE :	05/11/2021
CHKD BY :	SCALE A1: 1:30 A3: 1:30
DWG. NO. :	J857-PW-2010
REV. :	E

ELEVATION



FREE AREA(%)	OPENABLE AREA	GLAZING AREA
50%	0.821	2.032

B.D. REF :
 F.S.D. REF :
 Note :
 1.All dimensions are in mm.
 2.All elevations are viewed from outside.
 3.All dimensions to be verified on site before fabrication.

GENERAL NOTES
 Legend :
 1. F.F.L.-- Finished Floor Level
 2. S.F.L.-- Structural Floor Level
 3. (R) -- Reversed Detail
 X1 -- DETAIL MARK NO.
 X001 -- REFER SHEET NO.

E	22.11.2021	BY ARCHITECT COMMENT	AN
D	05.11.2021	BY ARCHITECT COMMENT	AN
C	29.10.2021	BY ARCHITECT COMMENT	AN
B	22.10.2021	BY ARCHITECT COMMENT	AN
A	04.10.2021	BY ARCHITECT COMMENT	AN
-	30.08.2021	BY ARCHITECT COMMENT	AN
NO.	DATE	REVISED	BY

CLIENT :
MARBLE EDGE INVESTMENT LTD.

ARCHITECT :
RONALD LU & PARTNERS
 ARCHITECTS | PLANNERS | INTERIOR DESIGNERS

STRUCTURAL ENGINEER :
CMA C-M WONG & ASSOCIATES LTD
 TEL: 852 2522 1098

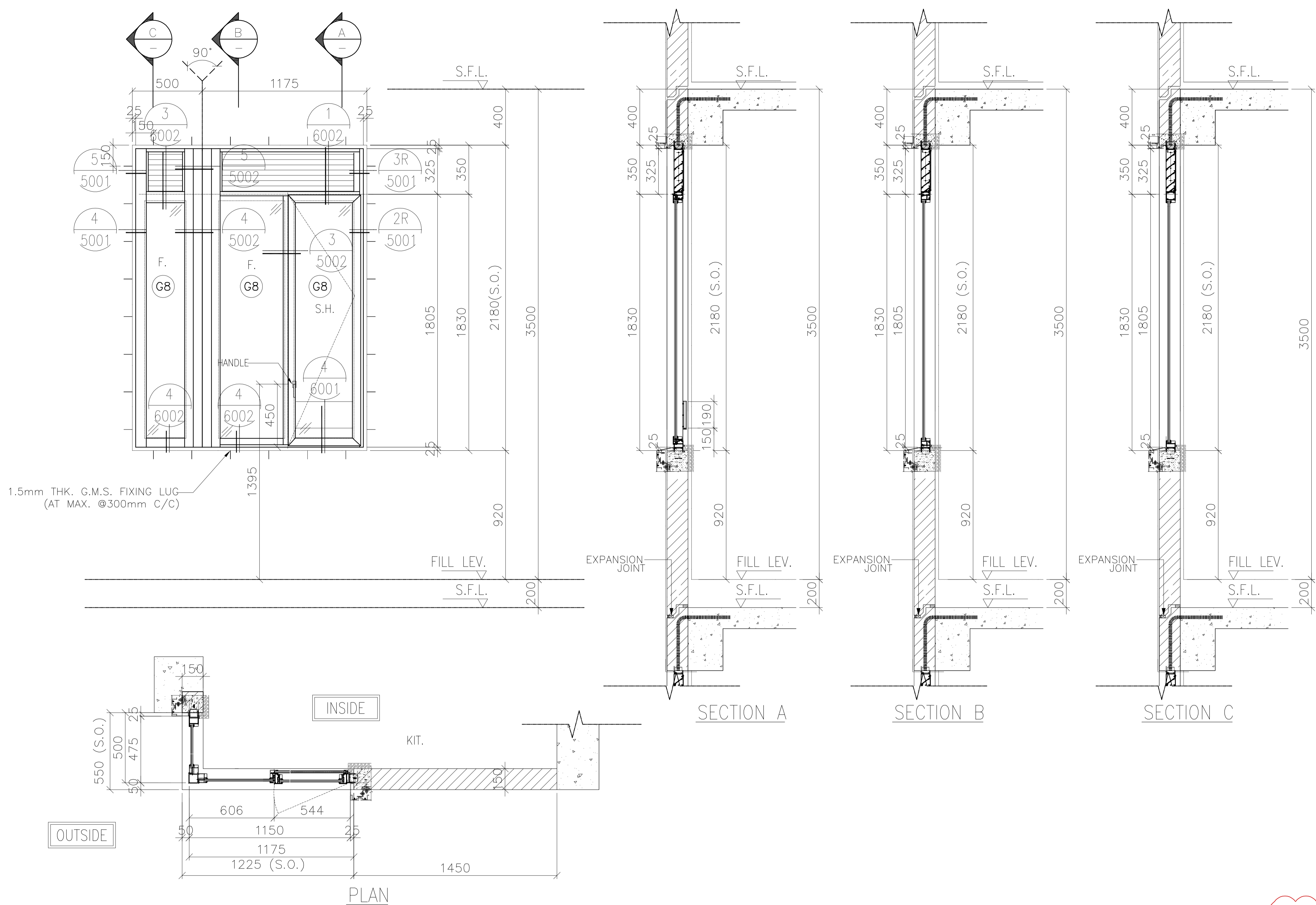
FAÇADE CONSULTANT :
Inhabit Inhabit Group Hong Kong
 http://www.inhabitgroup.com

美特鋁質有限公司
 MIDI ALUMINIUM FABRICATOR LTD.
 Units 6-8, Sunray Industrial Centre, 1/F
 610 Cha Kwo Ling Road, Kowloon
 Tel:23489211-4 Fax:(852)27727666

PRECAST FAÇADE MARK	PF-T5-01-1
WINDOW MARK	AW 18-1
SECTION :	65mm ALUM. SECTION
QTY.	1 NO.
LOCATION :	TOWER 5 FLAT A KITCHEN AT 32/F,
GLAZING	6mm FT CLEAR +1.52PVB + 6mm FT CLEAR LAMINATED GLASS (G8)/12mm THK. CLEAR TEMPERED GLASS(Gb)
REMARK :	

PROJECT :	PROPOSED RESIDENTIAL DEVELOPMENT AT NEW KOWLOON INLAND LOT. NO.6552
TITLE :	WINDOW SCHEDULE FOR PRECAST ALUM. WINDOW
JOB NO. :	J-857
DRAWN BY :	Asing
DATE :	05/11/2021
CHKD BY :	SCALE A1: 1:30 A3: 1:30
DWG. NO. :	J857-PW-2010a
REV. :	E

ELEVATION



1.5mm THK. G.M.S. FIXING LUG
(AT MAX. @300mm C/C)

FREE AREA(%)	OPENABLE AREA	GLAZING AREA
50%	0.821	2.032

B.D. REF :
F.S.D. REF :
Note :
1.All dimensions are in mm.
2.All elevations are viewed from outside.
3.All dimensions to be verified on site before fabrication.

GENERAL NOTES
Legend :
1. F.F.L.-- Finished Floor Level
2. S.F.L.-- Structural Floor Level
3. (R) -- Reversed Detail
X1 -- DETAIL MARK NO.
X001 -- REFER SHEET NO.

NO.	DATE	REVISED	BY
B	11.01.2022	BY ARCHITECT COMMENT	AN
A	22.11.2021	BY ARCHITECT COMMENT	AN
-	05.11.2021	BY ARCHITECT COMMENT	AN

CLIENT :
MARBLE EDGE INVESTMENT LTD.

ARCHITECT :
RONALD LU & PARTNERS
ARCHITECTS | PLANNERS | INTERIOR DESIGNERS

STRUCTURAL ENGINEER :
CMA C-M WONG & ASSOCIATES LTD
TEL: 852 2502 1098

FACADE CONSULTANT :
Inhabit Inhabit Group Hong Kong
http://www.inhabitgroup.com

美特鋁質有限公司
MIDI ALUMINIUM FABRICATOR LTD.
Units 6-8, Sunray Industrial Centre, 1/F
610 Cha Kwo Ling Road, Kowloon
Tel:23489211-4 Fax:(852)27727666

PROJECT :
PROPOSED RESIDENTIAL DEVELOPMENT AT NEW KOWLOON INLAND LOT. NO.6552

TITLE :
WINDOW SCHEDULE FOR PRECAST ALUM. WINDOW

JOB NO. : J-857

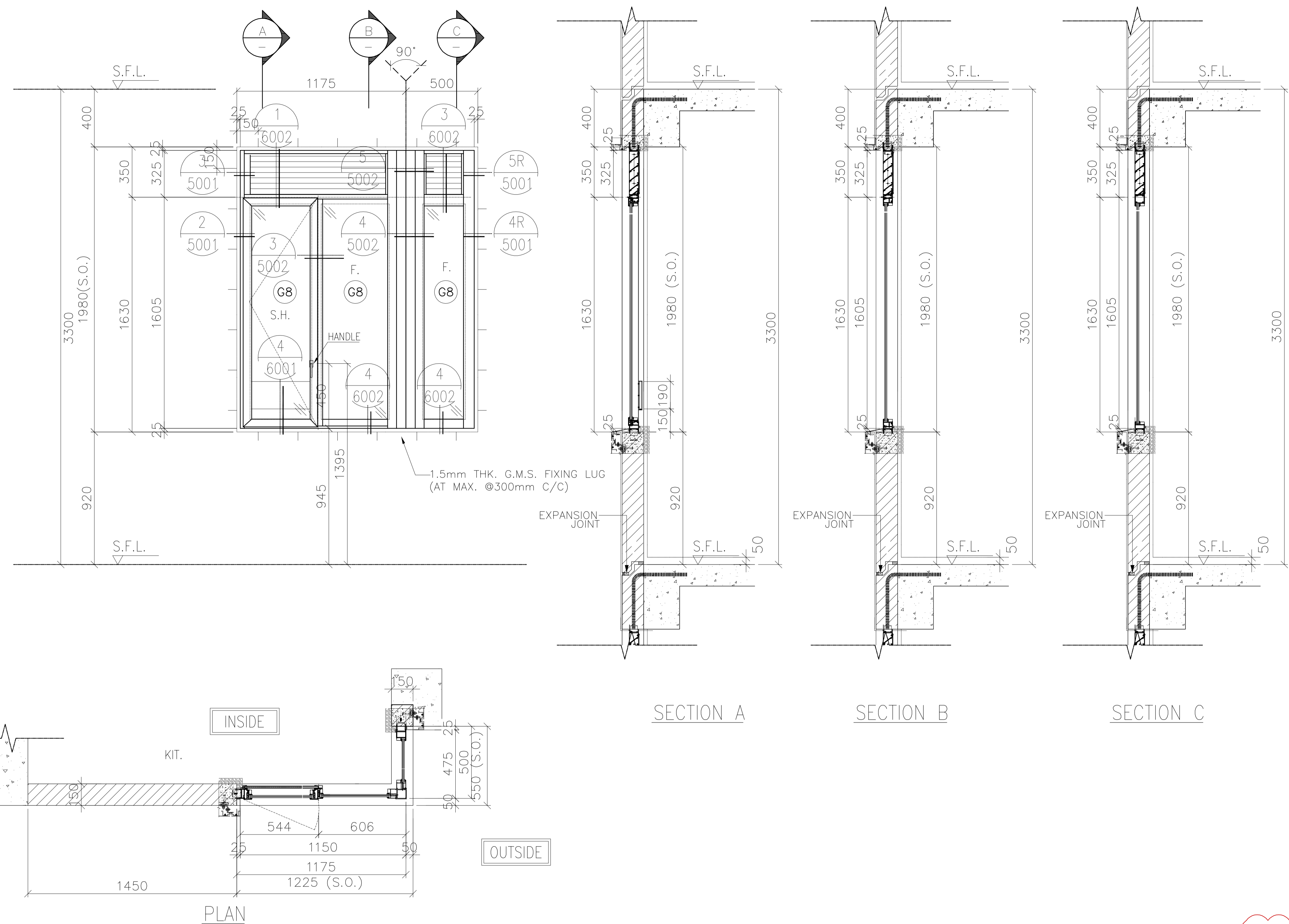
DRAWN BY : Asing DATE : 05/11/2021

CHKD BY : SCALE A1: 1:30 A3: 1:30

DWG. NO. : J857-PW-2010b REV. : B

PRECAST FACADE MARK	PF-T5-01-2
WINDOW MARK	
SECTION :	65mm ALUM. SECTION
QTY.	1 NO.
LOCATION :	TOWER 5 FLAT A KITCHEN AT 33/F,
GLAZING	6mm FT CLEAR +1.52PVB + 6mm FT CLEAR LAMINATED GLASS (G8)/12mm THK. CLEAR TEMPERED GLASS(GB0)
REMARK :	

ELEVATION



FREE AREA(%)	OPENABLE AREA	GLAZING AREA
50%	0.728	1.792

B.D. REF :
 F.S.D. REF :
 Note :
 1. All dimensions are in mm.
 2. All elevations are viewed from outside.
 3. All dimensions to be verified on site before fabrication.

GENERAL NOTES
 Legend :
 1. F.F.L.-- Finished Floor Level
 2. S.F.L.-- Structural Floor Level
 3. (R) -- Reversed Detail
 X1 -- DETAIL MARK NO.
 X001 -- REFER SHEET NO.

NO.	DATE	REVISED	BY
E	11.01.2022	BY ARCHITECT COMMENT	AN
B	05.11.2021	BY ARCHITECT COMMENT	AN
A	29.10.2021	BY ARCHITECT COMMENT	AN
-	22.10.2021	BY ARCHITECT COMMENT	AN

CLIENT :
MARBLE EDGE INVESTMENT LTD.

ARCHITECT :
RONALD LU & PARTNERS
 ARCHITECTS | PLANNERS | INTERIOR DESIGNERS

STRUCTURAL ENGINEER :
CMA C-M WONG & ASSOCIATES LTD
 TEL: 852 2522 1098

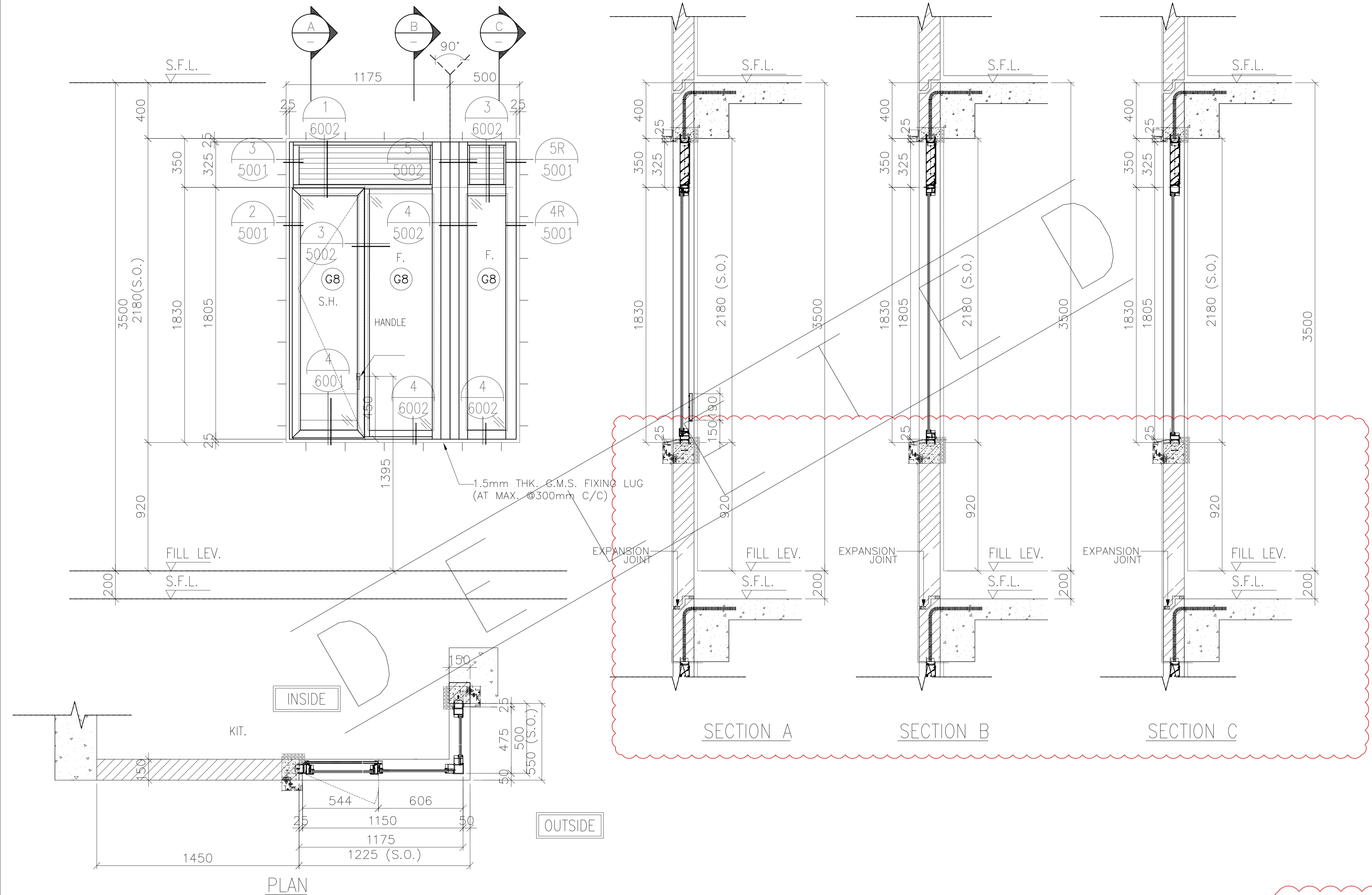
FACADE CONSULTANT :
Inhabit Inhabit Group Hong Kong
 http://www.inhabitgroup.com

美特鋁質有限公司
 MIDI ALUMINIUM FABRICATOR LTD.
 Units 6-8, Sunray Industrial Centre, 1/F
 610 Cha Kwo Ling Road, Kowloon
 Tel: 23489211-4 Fax: (852) 27727666

PRECAST FACADE MARK	PF-T5-07-1
WINDOW MARK	AW 18R (REVERSED)
SECTION :	65mm ALUM. SECTION
QTY.	27 NOS. (TYPICAL)
LOCATION :	TOWER 5 FLAT B KITCHEN AT 2/F-32/F,
GLAZING	6mm FT CLEAR +1.52PVB + 6mm FT CLEAR LAMINATED GLASS (G8)/12mm THK. CLEAR TEMPERED GLASS(GB0)
REMARK :	

PROJECT :	PROPOSED RESIDENTIAL DEVELOPMENT AT NEW KOWLOON INLAND LOT. NO.6552
TITLE :	WINDOW SCHEDULE FOR PRECAST ALUM. WINDOW
JOB NO. :	J-857
DRAWN BY :	Asing
DATE :	05/11/2021
CHKD BY :	SCALE A1: 1:30 A3: 1:30
DWG. NO. :	J857-PW-2011
REV. :	E

ELEVATION



B.D. REF :
 F.S.D. REF :
 Note :
 1. All dimensions are in mm.
 2. All elevations are viewed from outside.
 3. All dimensions to be verified on site before fabrication.

GENERAL NOTES
 Legend :
 1. F.F.L.-- Finished Floor Level
 2. S.F.L.-- Structural Floor Level
 3. (R) -- Reversed Detail
 X1 -- DETAIL MARK NO.
 X001 -- REFER SHEET NO.

NO.	DATE	REVISED	BY
C	22.11.2021	BY ARCHITECT COMMENT	AN
B	05.11.2021	BY ARCHITECT COMMENT	AN
A	29.10.2021	BY ARCHITECT COMMENT	AN
-	22.10.2021	BY ARCHITECT COMMENT	AN

CLIENT :
MARBLE EDGE INVESTMENT LTD.

ARCHITECT :
RONALD LU & PARTNERS
 ARCHITECTS | PLANNERS | INTERIOR DESIGNERS

STRUCTURAL ENGINEER :
CMA C-M WONG & ASSOCIATES LTD
 TEL: 852 202 1098

FAÇADE CONSULTANT :
Inhabit Inhabit Group Hong Kong
<http://www.inhabitgroup.com>

美特鋁質有限公司
 MIDI ALUMINIUM FABRICATOR LTD.
 Units 6-8, Sunray Industrial Centre, 1/F
 610 Cha Kwo Ling Road, Kowloon
 Tel: 23489211-4 Fax: (852) 27727666

FREE AREA(%)	OPENABLE AREA	GLAZING AREA
50%	0.821	2.032

PROJECT :
PROPOSED RESIDENTIAL DEVELOPMENT AT NEW KOWLOON INLAND LOT. NO.6552

TITLE :
 WINDOW SCHEDULE FOR PRECAST ALUM. WINDOW

JOB NO. : J-857

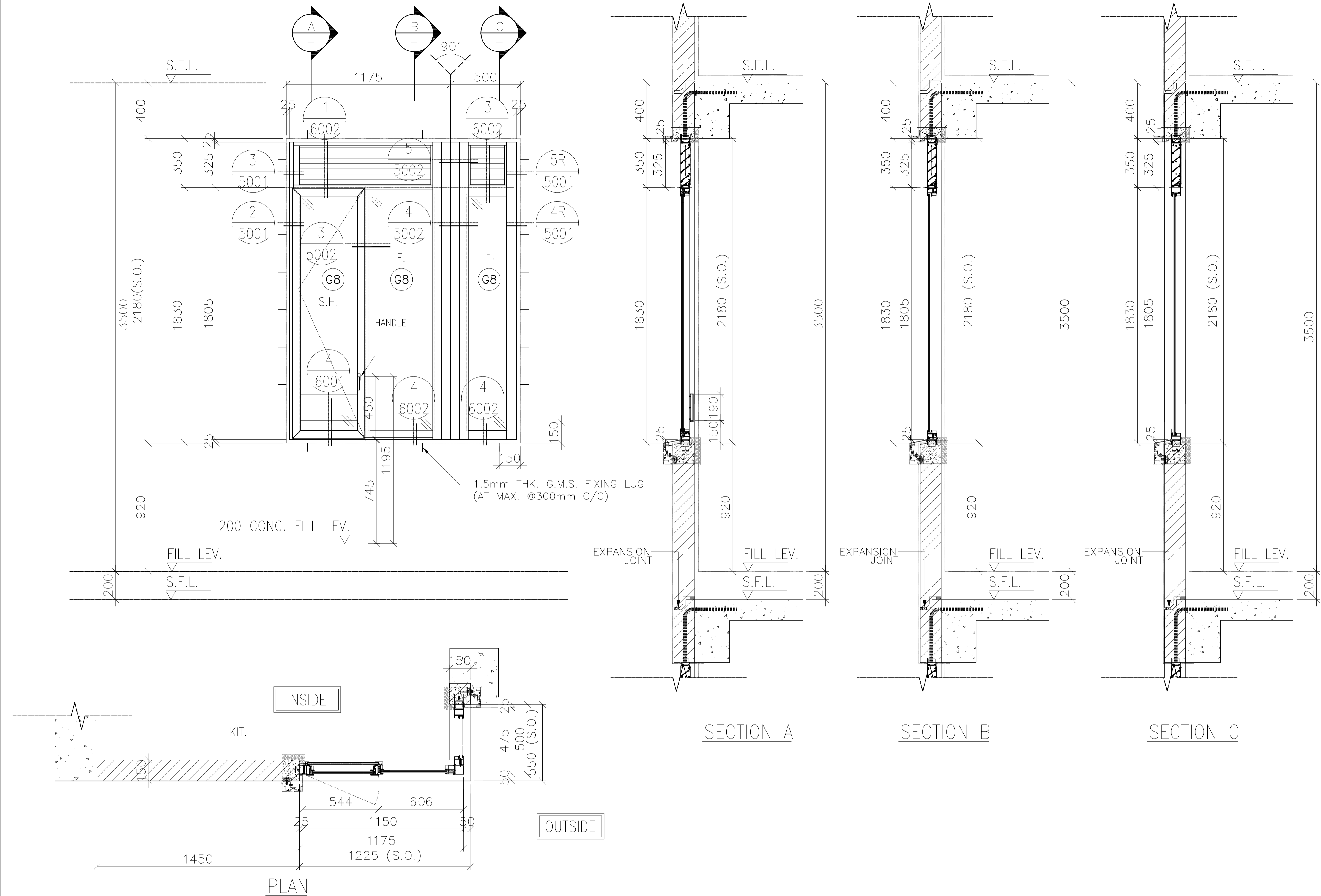
DRAWN BY : Asing DATE : 05/11/2021

CHKD BY : SCALE A1: 1:30 A3: 1:30

DWG. NO. : J857-PW-2011a REV. : C

PRECAST FAÇADE MARK	PF-T5-07-1
WINDOW MARK	AW 18R-1 (REVERSED)
SECTION :	65mm ALUM. SECTION
QTY.	1 NO.
LOCATION :	TOWER 5 FLAT B KITCHEN AT 32/F,
GLAZING	6mm FT CLEAR +1.52PVB + 6mm FT CLEAR LAMINATED GLASS (G8)/12mm THK. CLEAR TEMPERED GLASS(Gb)
REMARK :	

ELEVATION



B.D. REF :
 F.S.D. REF :
 Note :
 1. All dimensions are in mm.
 2. All elevations are viewed from outside.
 3. All dimensions to be verified on site before fabrication.

GENERAL NOTES

Legend :

1. F.F.L.-- Finished Floor Level
 2. S.F.L.-- Structural Floor Level
 3. (R) -- Reversed Detail

X1 -- DETAIL MARK NO.
 X001 -- REFER SHEET NO.

NO.	DATE	REVISED	BY
B	11.01.2022	BY ARCHITECT COMMENT	AN
A	22.11.2021	BY ARCHITECT COMMENT	AN
-	05.11.2021	BY ARCHITECT COMMENT	AN

CLIENT :
MARBLE EDGE INVESTMENT LTD.

ARCHITECT :
RONALD LU & PARTNERS
 ARCHITECTS | PLANNERS | INTERIOR DESIGNERS

STRUCTURAL ENGINEER :
CMA C-M WONG & ASSOCIATES LTD
 TEL: 852 2022 1098
 Email

FACADE CONSULTANT :
Inhabit Inhabit Group Hong Kong
 http://www.inhabitgroup.com

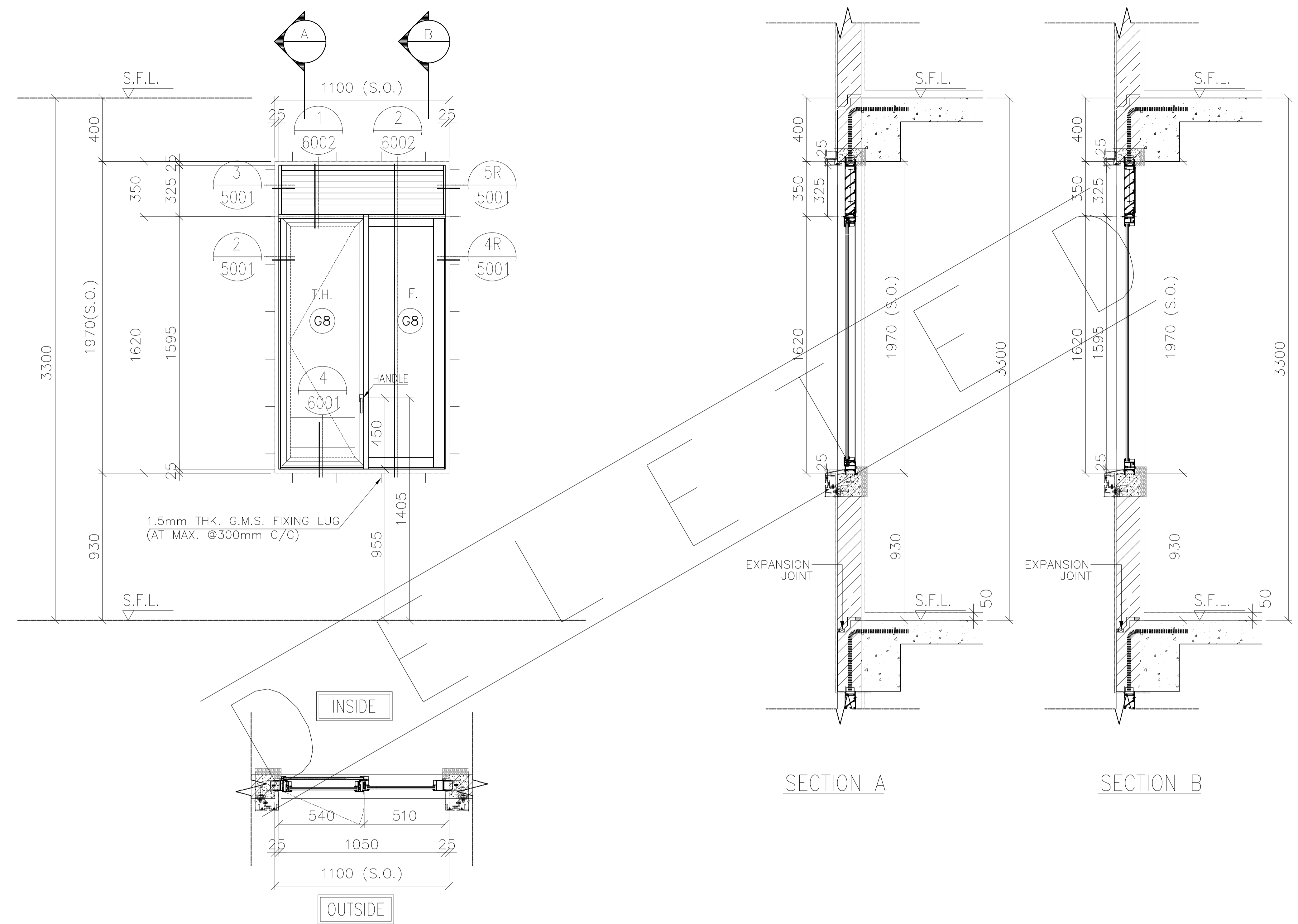
美特鋁質有限公司
 MIDI ALUMINIUM FABRICATOR LTD.
 Units 6-8, Sunray Industrial Centre, 1/F
 610 Cha Kwo Ling Road, Kowloon
 Tel: 23489211-4 Fax: (852) 27727666

FREE AREA(%)	OPENABLE AREA	GLAZING AREA
50%	0.821	2.032

PRECAST FACADE MARK	PF-T5-07-2
WINDOW MARK	(REVERSED)
SECTION :	65mm ALUM. SECTION
QTY.	1 NO.
LOCATION :	TOWER 5 FLAT B KITCHEN AT 33/F,
GLAZING	6mm FT CLEAR +1.52PVB + 6mm FT CLEAR LAMINATED GLASS (G8)/12mm THK. CLEAR TEMPERED GLASS(GB0)
REMARK :	

PROJECT :	PROPOSED RESIDENTIAL DEVELOPMENT AT NEW KOWLOON INLAND LOT. NO.6552
TITLE :	WINDOW SCHEDULE FOR PRECAST ALUM. WINDOW
JOB NO. :	J-857
DRAWN BY :	Asing
DATE :	05/11/2021
CHKD BY :	SCALE A1: 1:30 A3: 1:30
DWG. NO. :	J857-PW-2011b
REV. :	B

ELEVATION



FREE AREA(%)	OPENABLE AREA	GLAZING AREA
50%	0.69	1.18

B.D. REF :
 F.S.D. REF :
 Note :
 1.All dimensions are in mm.
 2.All elevations are viewed from outside.
 3.All dimensions to be verified on site before fabrication.

GENERAL NOTES
 Legend :
 1. F.F.L.-- Finished Floor Level
 2. S.F.L.-- Structural Floor Level
 3. (R) -- Reversed Detail
 X1 -- DETAIL MARK NO.
 X001 -- REFER SHEET NO.

NO.	DATE	BY ARCHITECT COMMENT	AN
A	12.10.2020	BY ARCHITECT COMMENT	AN
		REVISED	BY

CLIENT :
MARBLE EDGE INVESTMENT LTD.

ARCHITECT :
RONALD LU & PARTNERS
 ARCHITECTS | PLANNERS | INTERIOR DESIGNERS

STRUCTURAL ENGINEER :
CMA C-M WONG & ASSOCIATES LTD
 TEL: 852 2502 1098

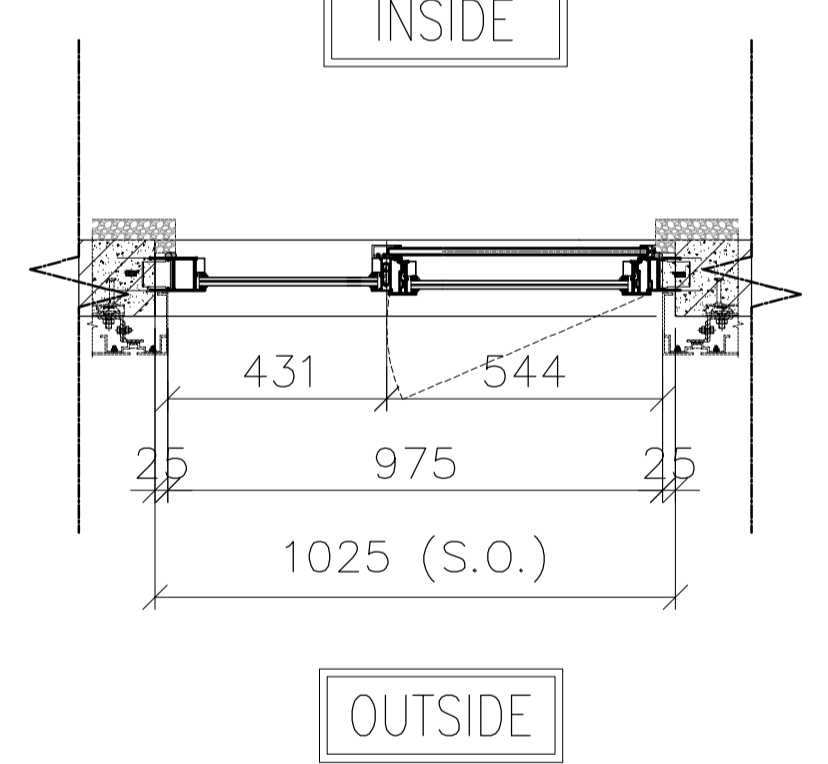
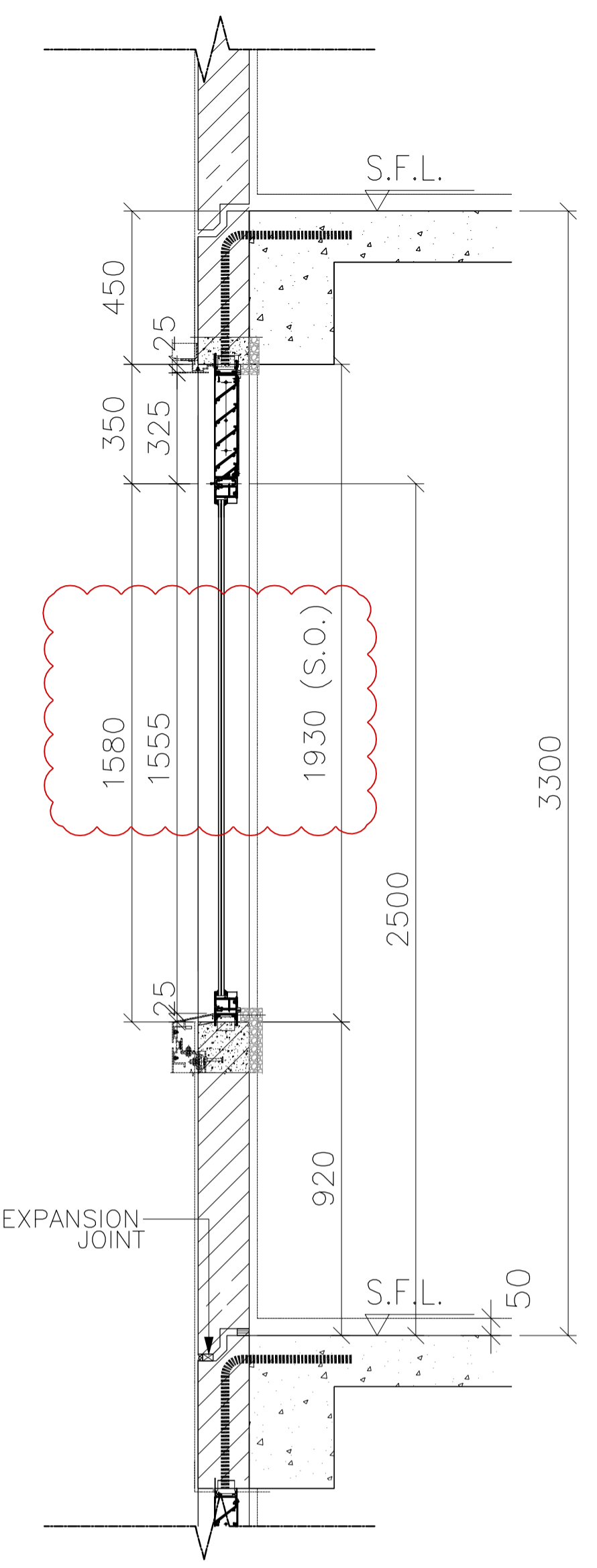
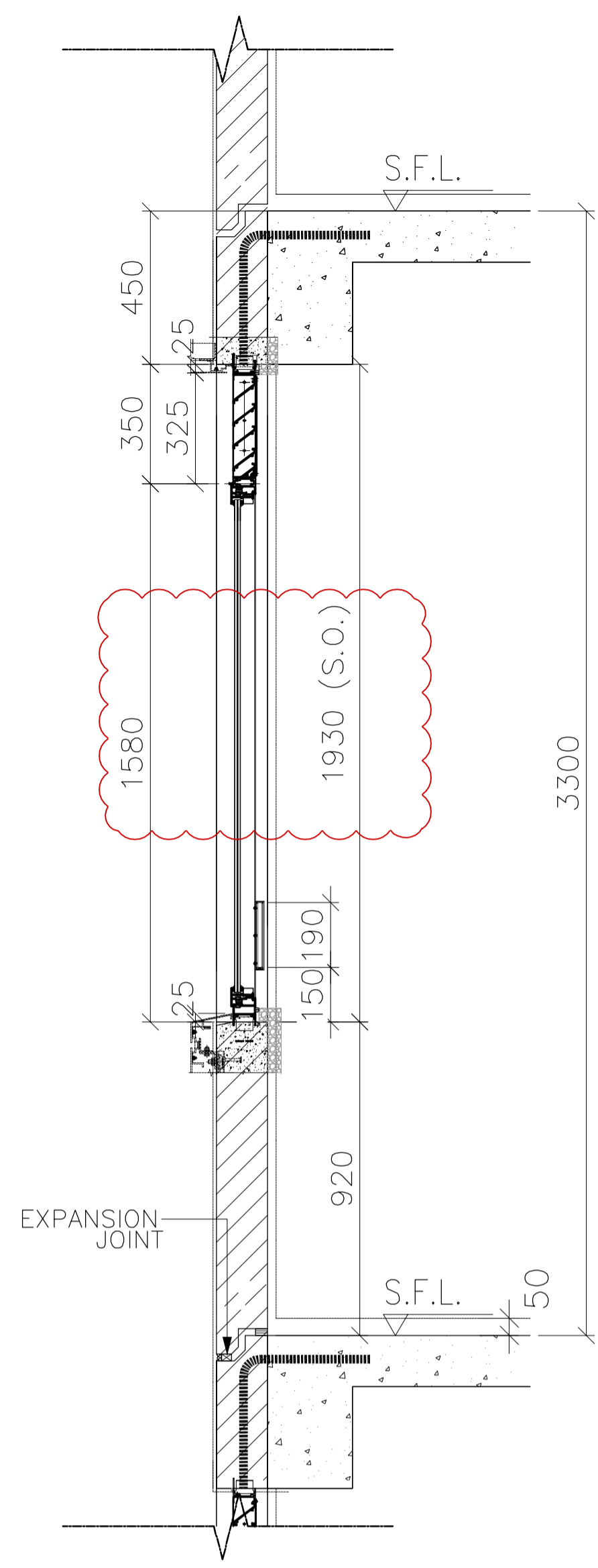
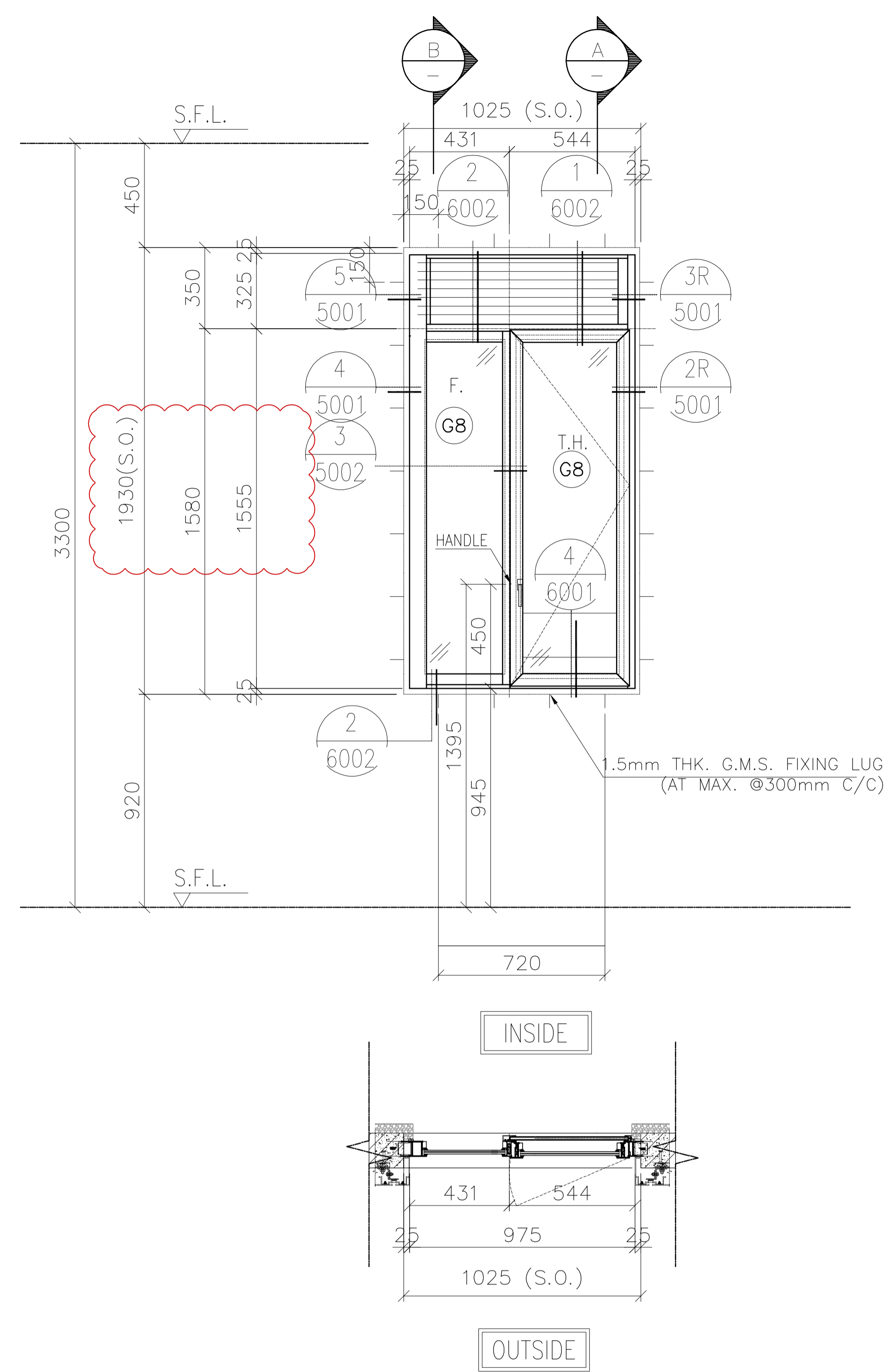
FACADE CONSULTANT :
Inhabit Inhabit Group Hong Kong
<http://www.inhabitgroup.com>

美特鋁質有限公司
MIDI ALUMINIUM FABRICATOR LTD.
 Units 6-8, Sunray Industrial Centre, 1/F
 610 Cha Kwo Ling Road, Kowloon
 Tel:23489211-4 Fax:(852)27727666

PRECAST FACADE MARK	P27 P27a (ONLY FOR 30/F)
WINDOW MARK	AW 19
SECTION :	65mm ALUM. SECTION
QTY.	23 NOS. (TYPICAL)
LOCATION :	TOWER 8 FLAT A KITCHEN AT 5/F-30/F.
GLAZING	6mm FT CLEAR +1.52PVB + 6mm FT CLEAR LAMINATED GLASS (G8)
REMARK :	

PROJECT :	PROPOSED RESIDENTIAL DEVELOPMENT AT NEW KOWLOON INLAND LOT. NO.6552
TITLE :	WINDOW SCHEDULE FOR PRECAST ALUM. WINDOW
JOB NO. :	J-857
DRAWN BY :	Asing
DATE :	05/11/2021
CHKD BY :	SCALE A1: 1:30 A3: 1:30
DWG. NO. :	J857-PW-2012
REV. :	A

ELEVATION



FREE AREA(%)	OPENABLE AREA	GLAZING AREA
50%	0.692	1.121

B.D. REF :
 F.S.D. REF :
 Note :
 1.All dimensions are in mm.
 2.All elevations are viewed from outside.
 3.All dimensions to be verified on site before fabrication.

GENERAL NOTES
 Legend :
 1. F.F.L.-- Finished Floor Level
 2. S.F.L.-- Structural Floor Level
 3. (R) -- Reversed Detail
 X1 -- DETAIL MARK NO.
 X001 -- REFER SHEET NO.

E	11.01.2022	BY ARCHITECT COMMENT	AN
D	22.11.2021	BY ARCHITECT COMMENT	AN
C	05.11.2021	BY ARCHITECT COMMENT	AN
B	29.10.2021	BY ARCHITECT COMMENT	AN
A	04.10.2021	BY ARCHITECT COMMENT	AN
-	30.08.2021	BY ARCHITECT COMMENT	AN
NO.	DATE	REVISED	BY

CLIENT :
MARBLE EDGE INVESTMENT LTD.

ARCHITECT :
RONALD LU & PARTNERS
 ARCHITECTS | PLANNERS | INTERIOR DESIGNERS

STRUCTURAL ENGINEER :
CMA C-M WONG & ASSOCIATES LTD
 TEL: 852 2522 1098

FAÇADE CONSULTANT :
Inhabit Inhabit Group Hong Kong
<http://www.inhabitgroup.com>

美特鋁質有限公司
MIDI ALUMINIUM FABRICATOR LTD.
 Units 6-8, Sunray Industrial Centre, 1/F
 610 Cha Kwo Ling Road, Kowloon
 Tel:23489211-4 Fax:(852)27727666

PRECAST FAÇADE MARK	PF-T8-11
WINDOW MARK	AW 20
SECTION :	65mm ALUM. SECTION
QTY.	23 NOS. (TYPICAL)
LOCATION :	TOWER 8 FLAT B KITCHEN AT 5/F-30/F.
GLAZING	6mm FT CLEAR +1.52PVB + 6mm FT CLEAR LAMINATED GLASS (G8)/12mm THK. CLEAR TEMPERED GLASS(GBo)
REMARK :	

PROJECT :
PROPOSED RESIDENTIAL DEVELOPMENT AT NEW KOWLOON INLAND LOT. NO.6552

TITLE :
 WINDOW SCHEDULE FOR PRECAST ALUM. WINDOW

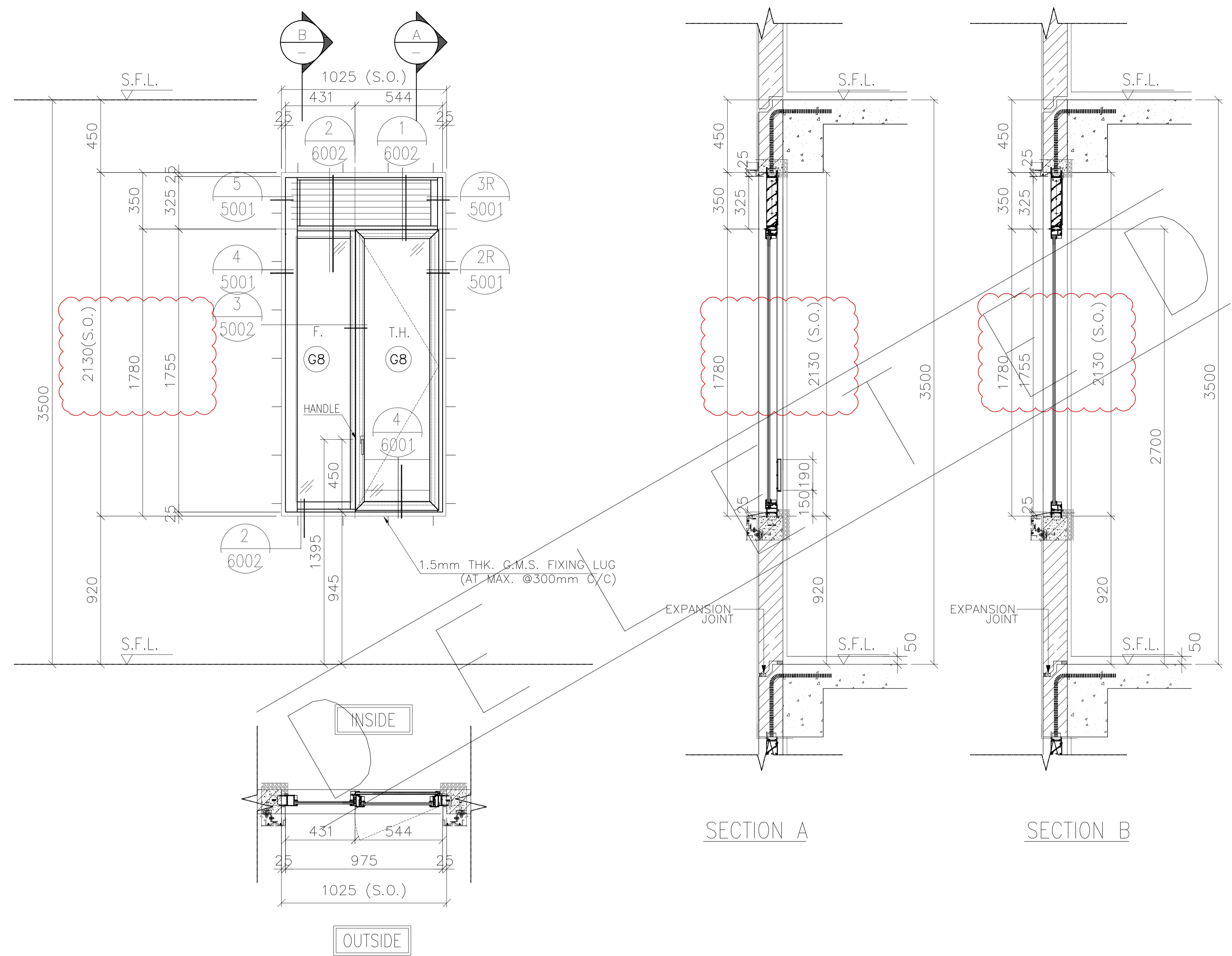
JOB NO. : J-857

DRAWN BY : Asing DATE : 05/11/2021

CHKD BY : SCALE A1: 1:30 A3: 1:30

DWG. NO. : J857-PW-2013 REV. : E

ELEVATION



FREE AREA(%)	OPENABLE AREA	GLAZING AREA
50%	0.785	1.277

B.D. REF :
 F.S.D. REF :
 Note :
 1.All dimensions are in mm.
 2.All elevations are viewed from outside.
 3.All dimensions to be verified on site before fabrication.

GENERAL NOTES
 Legend :
 1. F.F.L.-- Finished Floor Level
 2. S.F.L.-- Structural Floor Level
 3. (R) -- Reversed Detail
 X1 -- DETAIL MARK NO.
 X001 -- REFER SHEET NO.

A	22.11.2021	BY ARCHITECT COMMENT	AN
-	05.11.2021	BY ARCHITECT COMMENT	AN
NO.	DATE	REVISED	BY

CLIENT :
MARBLE EDGE INVESTMENT LTD.

ARCHITECT :
RONALD LU & PARTNERS
 ARCHITECTS | PLANNERS | INTERIOR DESIGNERS

STRUCTURAL ENGINEER :
CMA C-M WONG & ASSOCIATES LTD
 TEL: 852 2522 1098

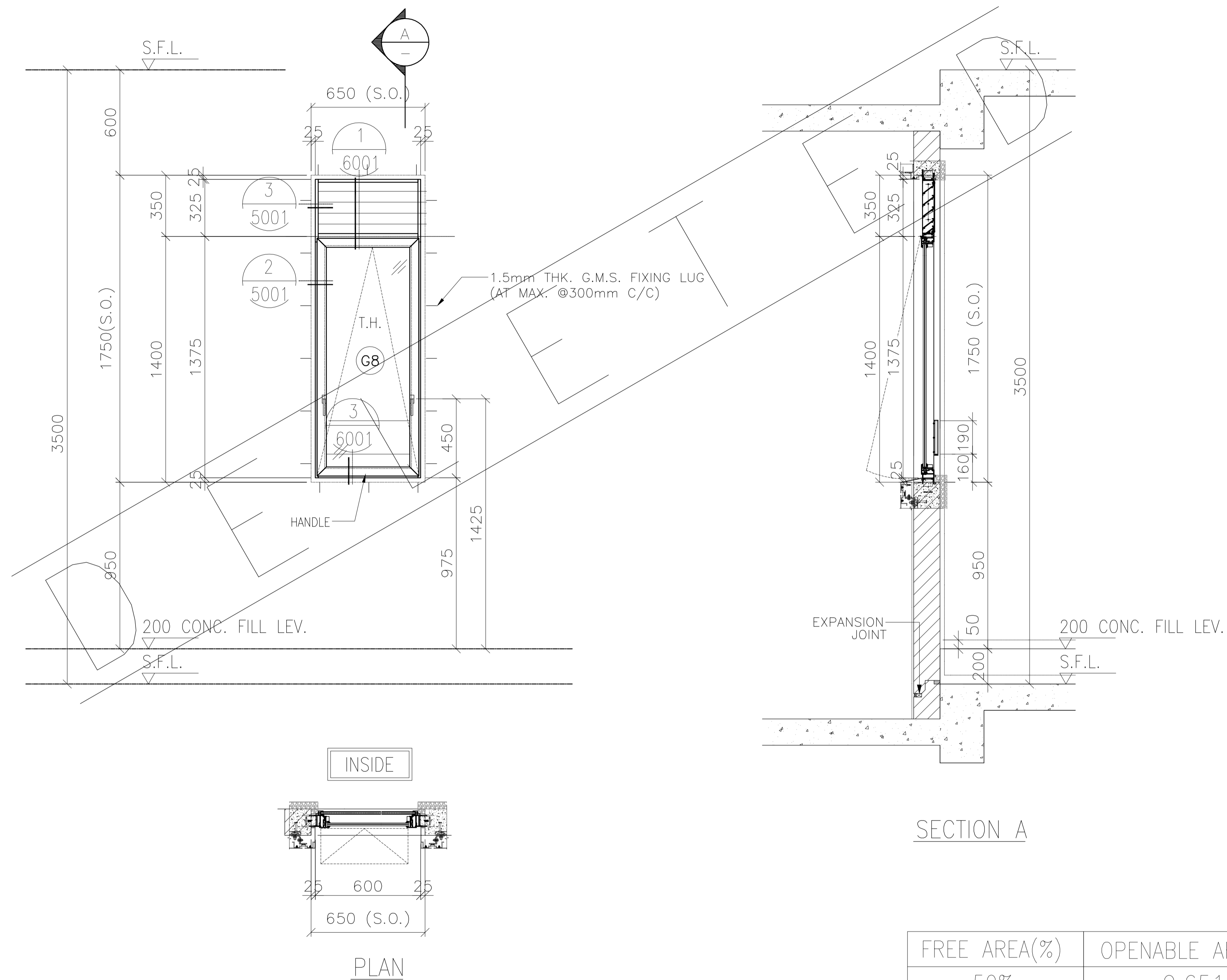
FACADE CONSULTANT :
Inhabit Inhabit Group Hong Kong
<http://www.inhabitgroup.com>

美特鋁質有限公司
 MIDI ALUMINIUM FABRICATOR LTD.
 Units 6-8, Sunray Industrial Centre, 1/F
 610 Cha Kwo Ling Road, Kowloon
 Tel:23489211-4 Fax:(852)27727666

PRECAST FACADE MARK	PF-T8-11-1
WINDOW MARK	AW 20-1
SECTION :	65mm ALUM. SECTION
QTY.	1 NOS. (TYPICAL)
LOCATION :	TOWER 8 FLAT B KITCHEN AT 30/F.
GLAZING	6mm FT CLEAR +1.52PVB + 6mm FT CLEAR LAMINATED GLASS (G8)/12mm THK. CLEAR TEMPERED GLASS(GBo)
REMARK :	

PROJECT :	PROPOSED RESIDENTIAL DEVELOPMENT AT NEW KOWLOON INLAND LOT. NO.6552
TITLE :	WINDOW SCHEDULE FOR PRECAST ALUM. WINDOW
JOB NO. :	J-857
DRAWN BY :	Asing
DATE :	05/11/2021
CHKD BY :	SCALE A1: 1:30 A3: 1:30
DWG. NO. :	J857-PW-2013a
REV. :	A

ELEVATION



FREE AREA(%)	OPENABLE AREA	GLAZING AREA
50%	0.651	0.547

B.D. REF :
 F.S.D. REF :
 Note :
 1.All dimensions are in mm.
 2.All elevations are viewed from outside.
 3.All dimensions to be verified on site before fabrication.

GENERAL NOTES

Legend :
 1. F.F.L.-- Finished Floor Level
 2. S.F.L.-- Structural Floor Level
 3. (R) -- Reversed Detail

X1 -- DETAIL MARK NO.
 X001 -- REFER SHEET NO.

NO.	DATE	REVISED	BY
A	04.10.2021	BY ARCHITECT COMMENT	AN
-	30.08.2021	BY ARCHITECT COMMENT	AN

CLIENT :
MARBLE EDGE INVESTMENT LTD.

ARCHITECT :
RONALD LU & PARTNERS
 ARCHITECTS | PLANNERS | INTERIOR DESIGNERS

STRUCTURAL ENGINEER :
CMA C-M WONG & ASSOCIATES LTD
 TEL: 852 2502 1098

FACADE CONSULTANT :
Inhabit Inhabit Group Hong Kong
<http://www.inhabitgroup.com>

美特鋁質有限公司
 MIDI ALUMINIUM FABRICATOR LTD.
 Units 6-8, Sunray Industrial Centre, 1/F
 610 Cha Kwo Ling Road, Kowloon
 Tel:23489211-4 Fax:(852)27727666

PROJECT :
PROPOSED RESIDENTIAL DEVELOPMENT AT NEW KOWLOON INLAND LOT. NO.6552

TITLE :
 WINDOW SCHEDULE FOR PRECAST ALUM. WINDOW

JOB NO. : J-857

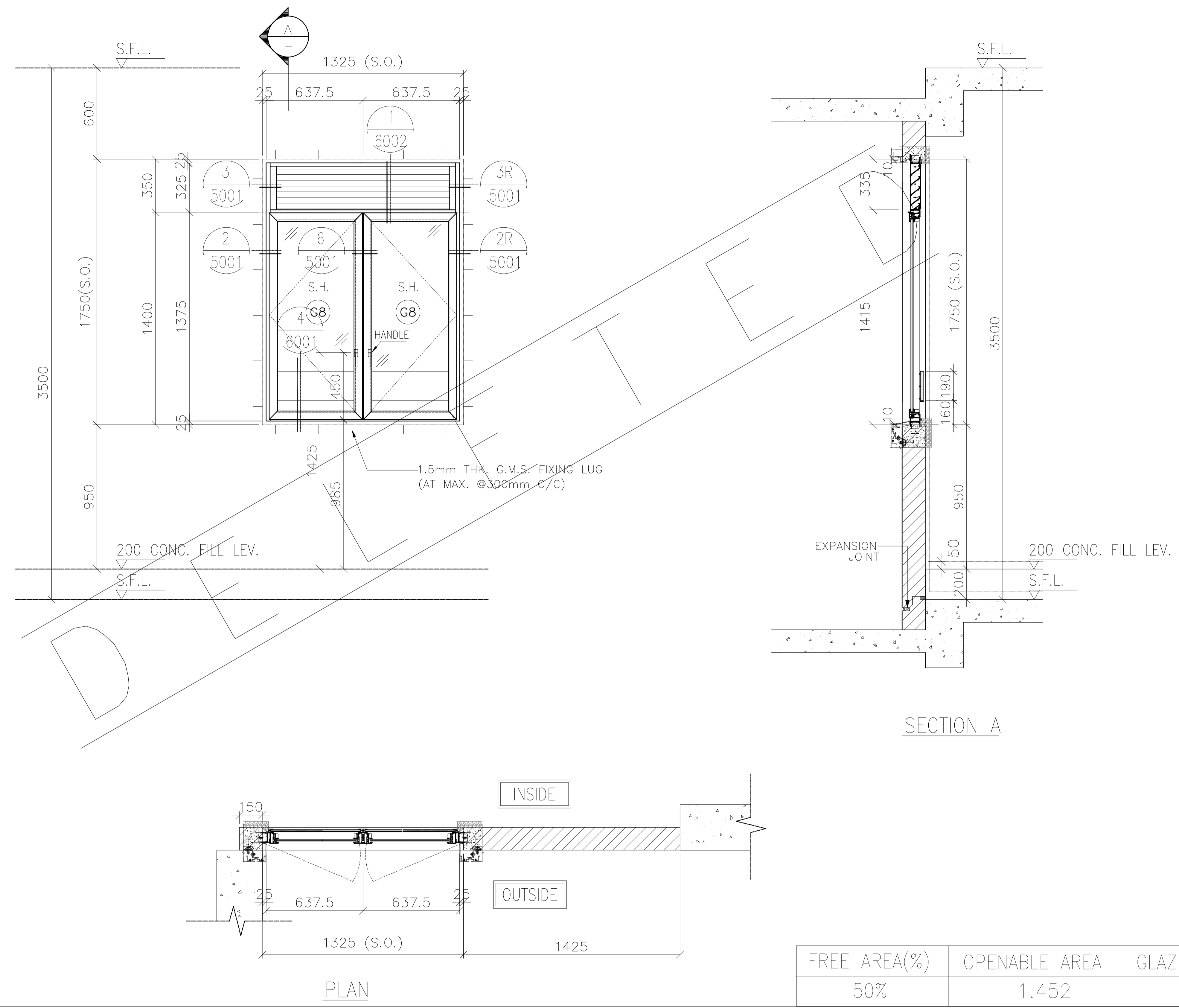
DRAWN BY : Asing DATE : 05/11/2021

CHKD BY : SCALE A1: 1:30 A3: 1:30

DWG. NO. : J857-PW-2014 REV. : A

PRECAST FACADE MARK	P32
WINDOW MARK	AW 21
SECTION :	65mm ALUM. SECTION
QTY.	1 NO.
LOCATION :	TOWER 1 FLAT A M. BATH AT 33/F.
GLAZING	6mm FT CLEAR +1.52PVB + 6mm FT CLEAR LAMINATED GLASS (G8)/12mm THK. CLEAR TEMPERED GLASS(GBo)
REMARK :	

ELEVATION



FREE AREA(%)	OPENABLE AREA	GLAZING AREA
50%	1.452	1.236

B.D. REF :
 F.S.D. REF :
 Note :
 1.All dimensions are in mm.
 2.All elevations are viewed from outside.
 3.All dimensions to be verified on site before fabrication.

GENERAL NOTES
 Legend :
 1. F.F.L.-- Finished Floor Level
 2. S.F.L.-- Structural Floor Level
 3. (R) -- Reversed Detail
 X1 -- DETAIL MARK NO.
 X001 -- REFER SHEET NO.

NO.	DATE	REVISED	BY
A	04.10.2021	BY ARCHITECT COMMENT	AN
-	30.08.2021	BY ARCHITECT COMMENT	AN

CLIENT :
MARBLE EDGE INVESTMENT LTD.

ARCHITECT :
RONALD LU & PARTNERS
 ARCHITECTS | PLANNERS | INTERIOR DESIGNERS

STRUCTURAL ENGINEER :
CMA C-M WONG & ASSOCIATES LTD
 TEL: 852 2502 1008

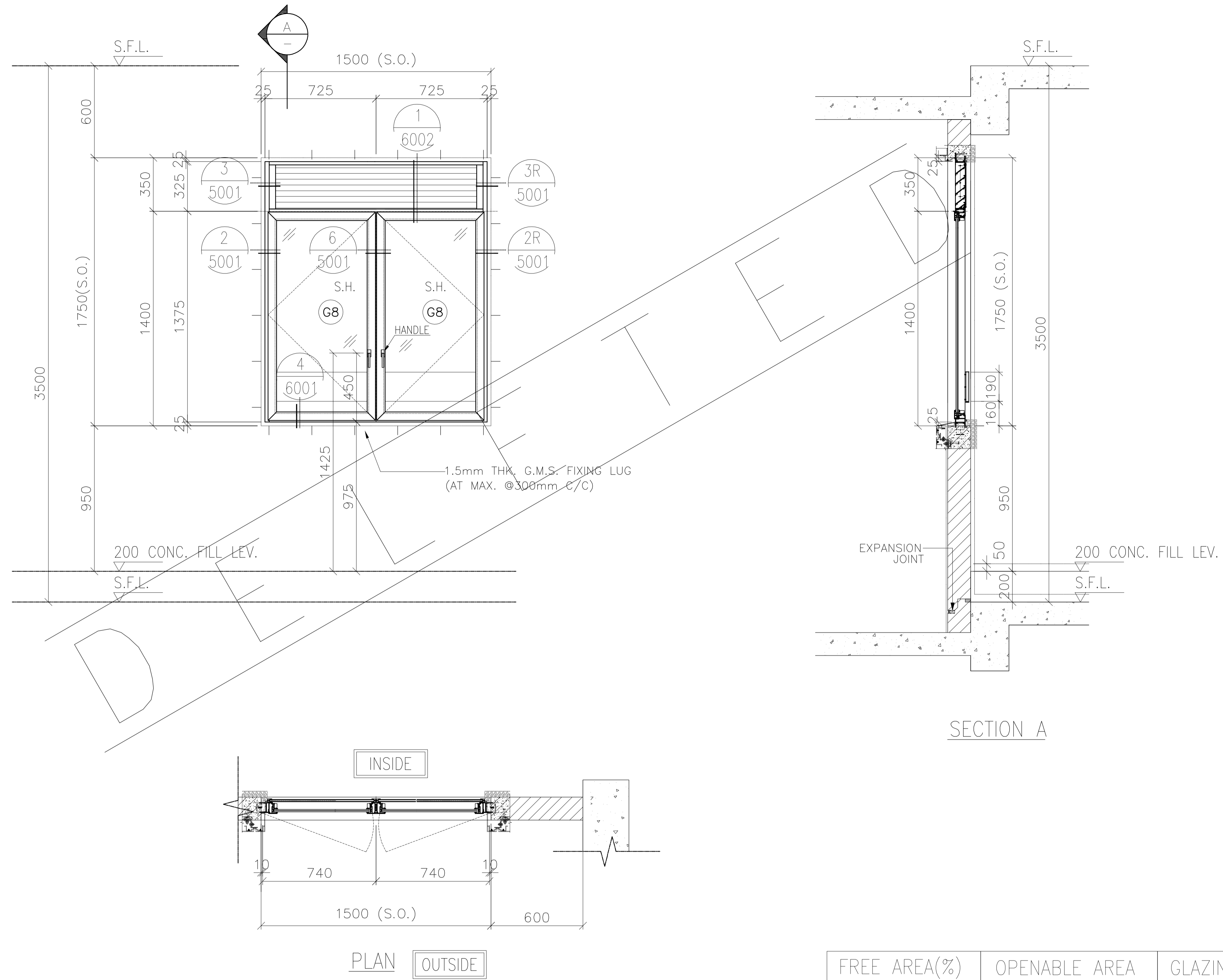
FACADE CONSULTANT :
Inhabit Inhabit Group Hong Kong
<http://www.inhabitgroup.com>

美特鋁質有限公司
 MIDI ALUMINIUM FABRICATOR LTD.
 Units 6-8, Sunray Industrial Centre, 1/F
 610 Cha Kwo Ling Road, Kowloon
 Tel:23489211-4 Fax:(852)27727666

PRECAST FACADE MARK	P34
WINDOW MARK	AW 22
SECTION :	65mm ALUM. SECTION
QTY.	1 NO.
LOCATION :	TOWER 1 FLAT A KITCHEN AT 33/F
GLAZING	6mm FT CLEAR +1.52PVB + 6mm FT CLEAR LAMINATED GLASS (G8)/12mm THK. CLEAR TEMPERED GLASS(GBo)
REMARK :	

PROJECT :	PROPOSED RESIDENTIAL DEVELOPMENT AT NEW KOWLOON INLAND LOT. NO.6552
TITLE :	WINDOW SCHEDULE FOR PRECAST ALUM. WINDOW
JOB NO. :	J-857
DRAWN BY :	Asing
DATE :	05/11/2021
CHKD BY :	SCALE A1: 1:30 A3: 1:30
DWG. NO. :	J857-PW-2015
REV. :	A

ELEVATION



FREE AREA(%)	OPENABLE AREA	GLAZING AREA
50%	1.679	1.453

PRECAST FACADE MARK	P35	P36
WINDOW MARK	AW 23	AW 23
SECTION :	65mm ALUM. SECTION	65mm ALUM. SECTION
QTY.	1 NO.	1 NO.
LOCATION :	TOWER 3 FLAT A KITCHEN AT 33/F	TOWER 8 FLAT A KITCHEN AT 31/F
GLAZING	6mm FT CLEAR +1.52PVB + 6mm FT CLEAR LAMINATED GLASS (G8)/12mm THK. CLEAR TEMPERED GLASS(GB)	
REMARK :		

B.D. REF :
 F.S.D. REF :
 Note :
 1.All dimensions are in mm.
 2.All elevations are viewed from outside.
 3.All dimensions to be verified on site before fabrication.

GENERAL NOTES
 Legend :
 1. F.F.L.-- Finished Floor Level
 2. S.F.L.-- Structural Floor Level
 3. (R) -- Reversed Detail
 X1 -- DETAIL MARK NO.
 X001 -- REFER SHEET NO.

NO.	DATE	REVISED	BY
B	22.10.2021	BY ARCHITECT COMMENT	AN
A	04.10.2021	BY ARCHITECT COMMENT	AN
-	30.08.2021	BY ARCHITECT COMMENT	AN

CLIENT :
MARBLE EDGE INVESTMENT LTD.

ARCHITECT :
RONALD LU & PARTNERS
 ARCHITECTS | PLANNERS | INTERIOR DESIGNERS

STRUCTURAL ENGINEER :
CMA C-M WONG & ASSOCIATES LTD
 TEL: 852 2502 1098

FACADE CONSULTANT :
Inhabit Inhabit Group Hong Kong
<http://www.inhabitgroup.com>

美特鋁質有限公司
 MIDI ALUMINIUM FABRICATOR LTD.
 Units 6-8, Sunray Industrial Centre, 1/F
 610 Cha Kwo Ling Road, Kowloon
 Tel:23489211-4 Fax:(852)27727666

PROJECT :
PROPOSED RESIDENTIAL DEVELOPMENT AT NEW KOWLOON INLAND LOT. NO.6552

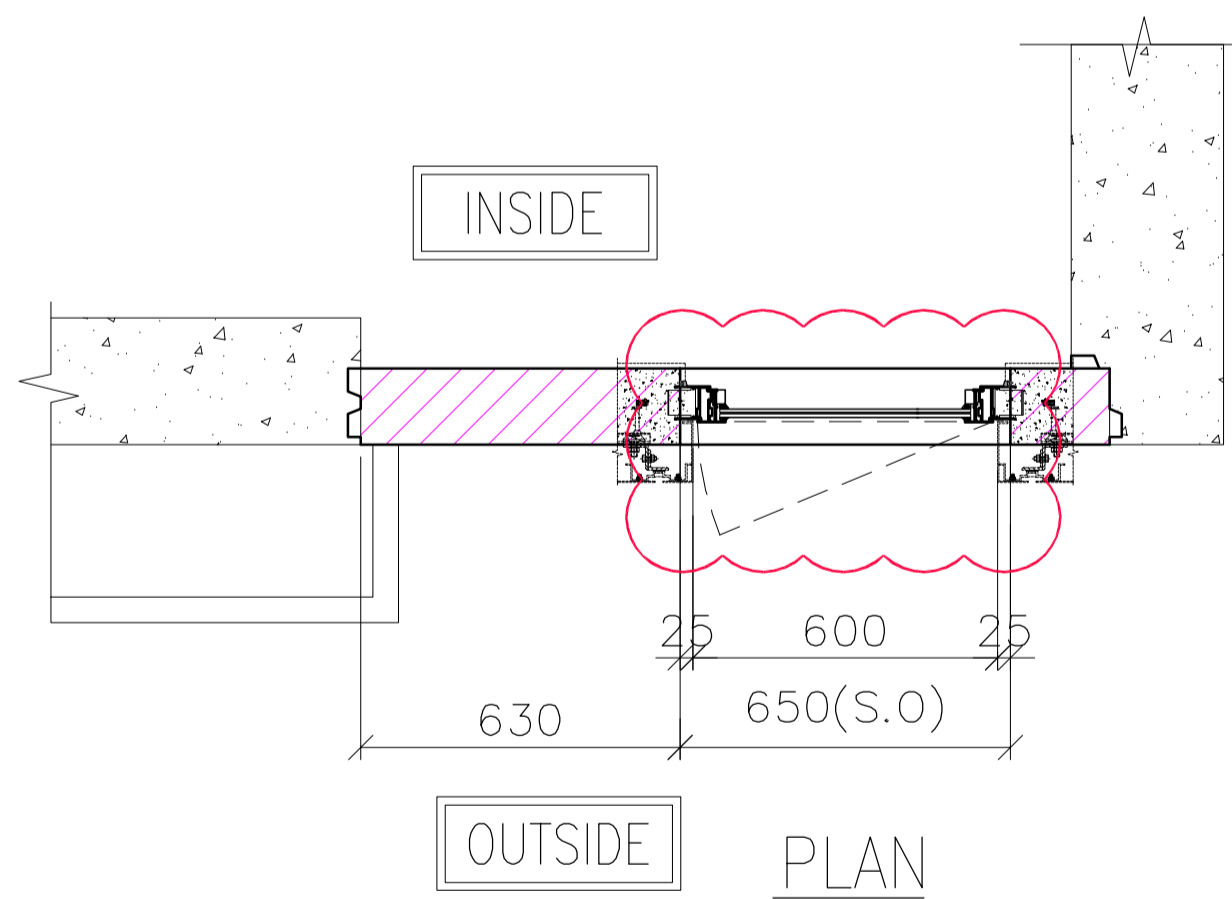
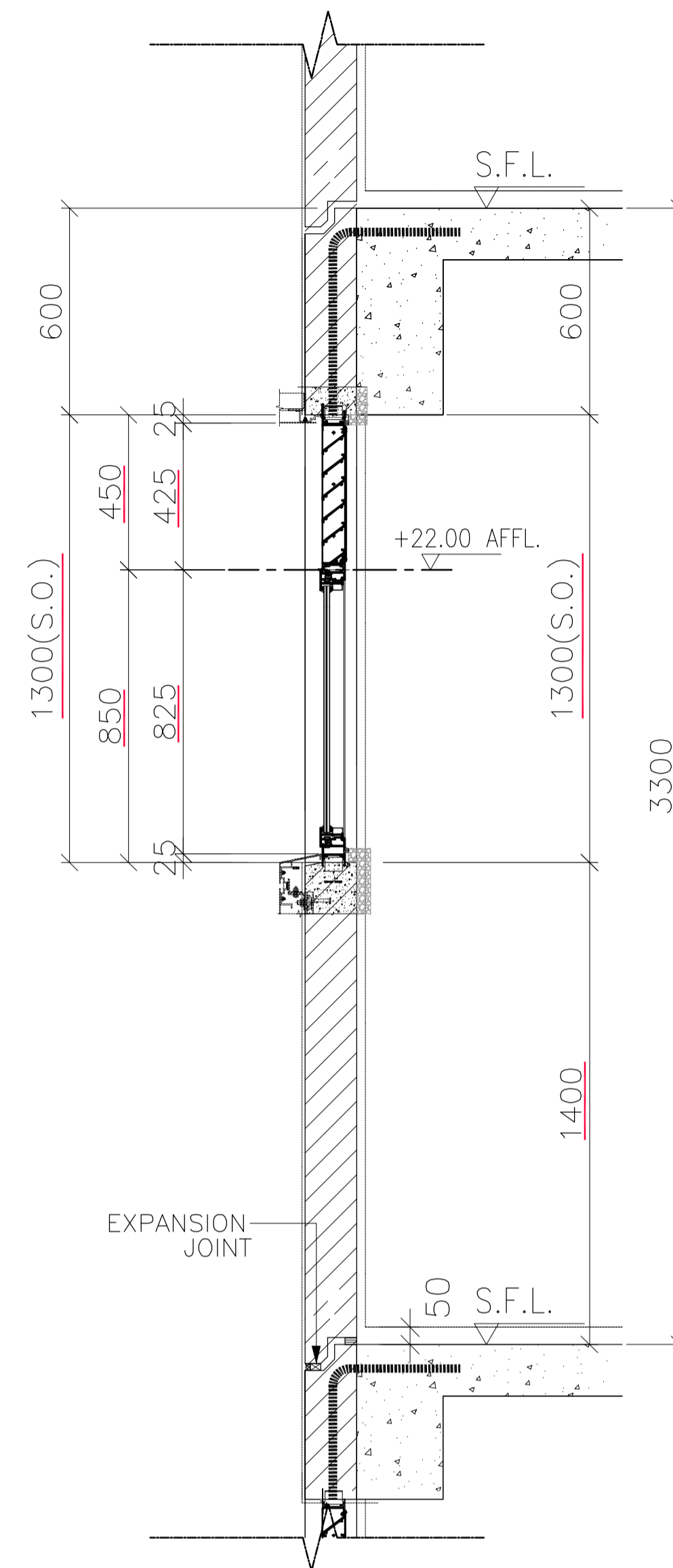
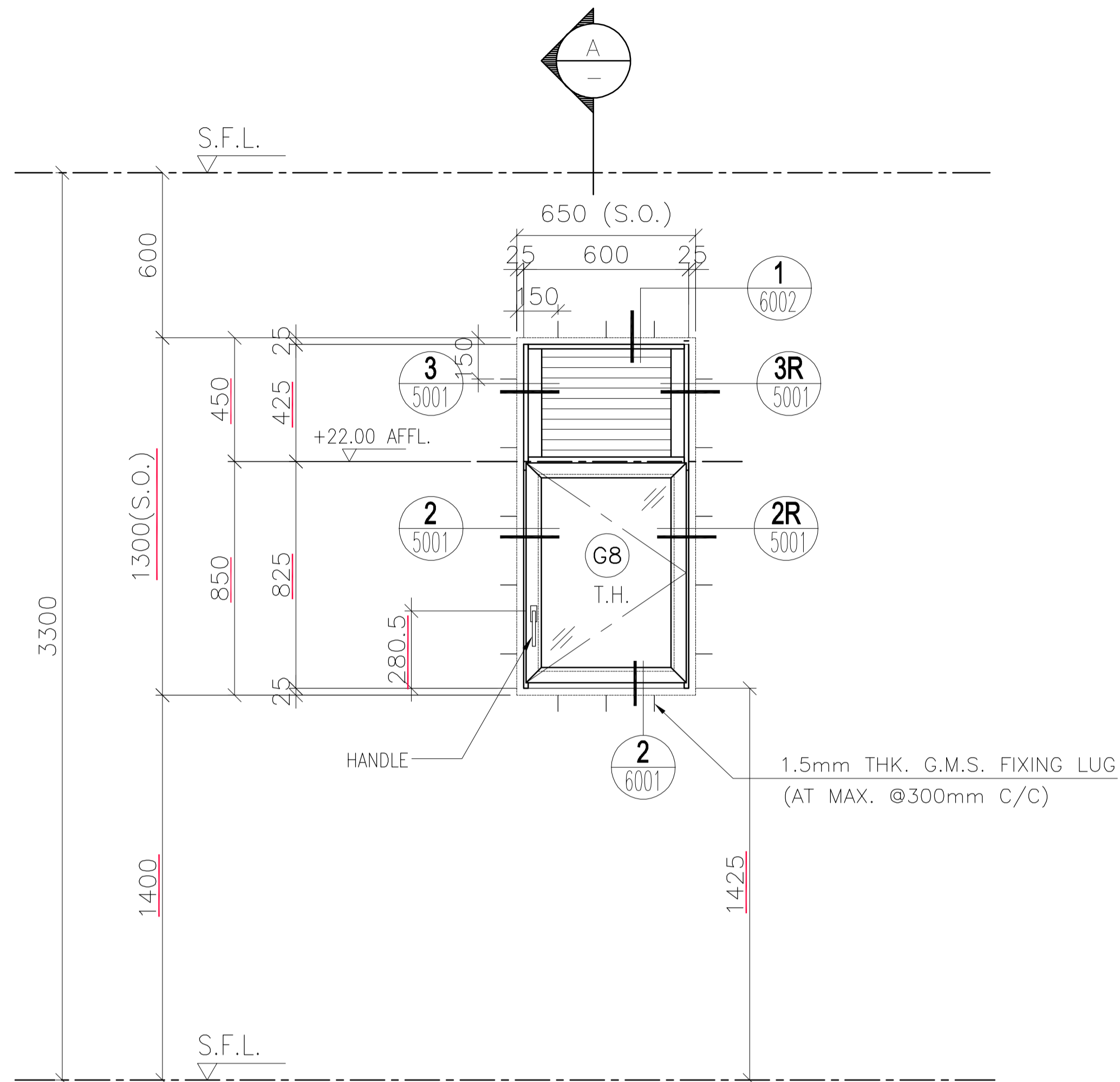
TITLE :
 WINDOW SCHEDULE FOR PRECAST ALUM. WINDOW

JOB NO. : J-857

DRAWN BY : Asing DATE : 05/11/2021

CHKD BY : SCALE A1: 1:30 A3: 1:30

DWG. NO. : J857-PW-2016 REV. : B



SECTION A

OPENABLE AREA	GLAZING AREA
<u>0.398</u>	<u>0.354</u>

B.D. REF :
 F.S.D. REF :
 Note :
 1.All dimensions are in mm.
 2.All elevations are viewed from outside.
 3.All dimensions to be verified on site before fabrication.

GENERAL NOTES
 Legend :
 1. F.F.L.-- Finished Floor Level
 2. S.F.L.-- Structural Floor Level
 3. (R) -- Reversed Detail

X1 -- DETAIL MARK NO.
 X001 -- REFER SHEET NO.

NO.	DATE	REVISED	BY
B	11.01.2022	BY ARCHITECT COMMENT	AN
A	16.12.2021	BY ARCHITECT COMMENT	AN
-	09.11.2021	BY ARCHITECT COMMENT	AN

CLIENT :
MARBLE EDGE INVESTMENT LTD.

ARCHITECT :
RONALD LU & PARTNERS
 ARCHITECTS | PLANNERS | INTERIOR DESIGNERS

STRUCTURAL ENGINEER :
CMA C-M WONG & ASSOCIATES LTD
 TEL: 852 2502 1098

FACADE CONSULTANT :
Inhabit Inhabit Group Hong Kong
<http://www.inhabitgroup.com>

美特鋁質有限公司
 MIDI ALUMINIUM FABRICATOR LTD.
 Units 6-8, Sunray Industrial Centre, 1/F
 610 Cha Kwo Ling Road, Kowloon
 Tel:23489211-4 Fax:(852)27727666

PROJECT :
PROPOSED RESIDENTIAL DEVELOPMENT AT NEW KOWLOON INLAND LOT. NO.6552

TITLE :
 WINDOW SCHEDULE FOR PRECAST ALUM. WINDOW

JOB NO. : J-857

DRAWN BY : Asing DATE : 05/11/2021

CHKD BY : SCALE A1: 1:30 A3: 1:30

DWG. NO. : J857-PW-2017 REV. : B

ELEVATION

PRECAST FACADE MARK	QTY.	LOCATION		
		TOWER	FLAT	FLOOR MARK
PF-T3-22	<u>27</u>	T3	FLAT D	<u>2/F-32/F</u>
PF-T6-16	<u>27</u>	T6	FLAT D	<u>2/F-32/F</u>
PF-T8-14	<u>23</u>	T8	FLAT D	<u>5/F-30/F</u>
TOTAL	<u>77</u>			

WINDOW MARK

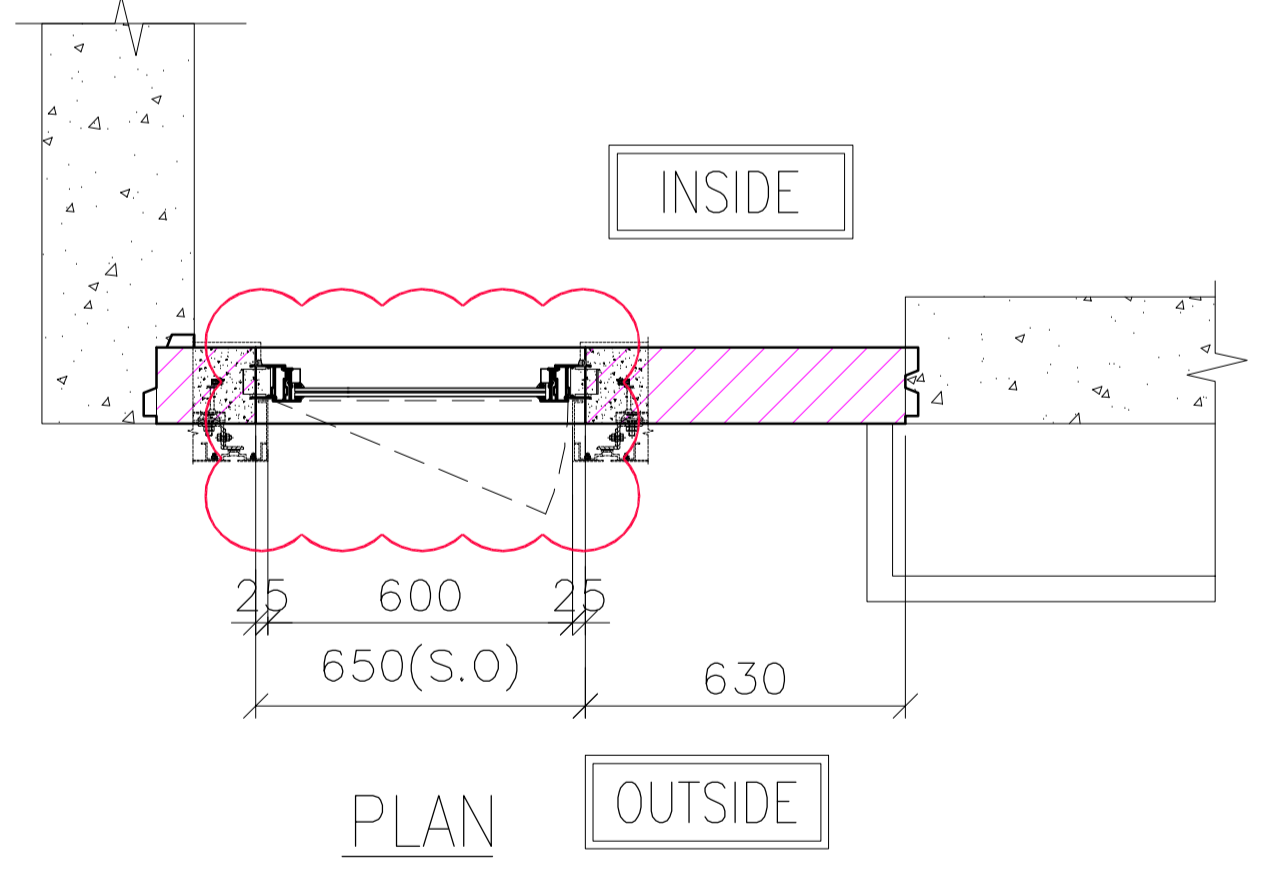
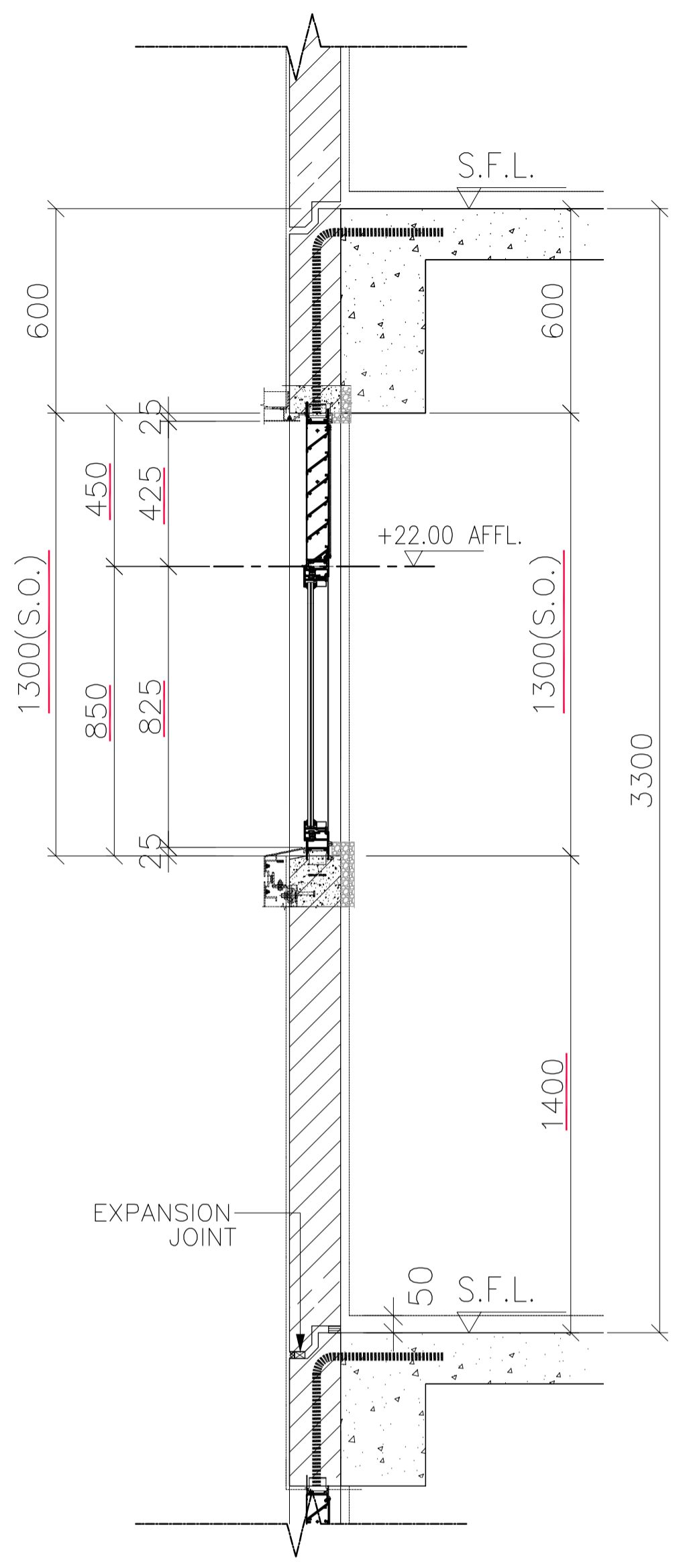
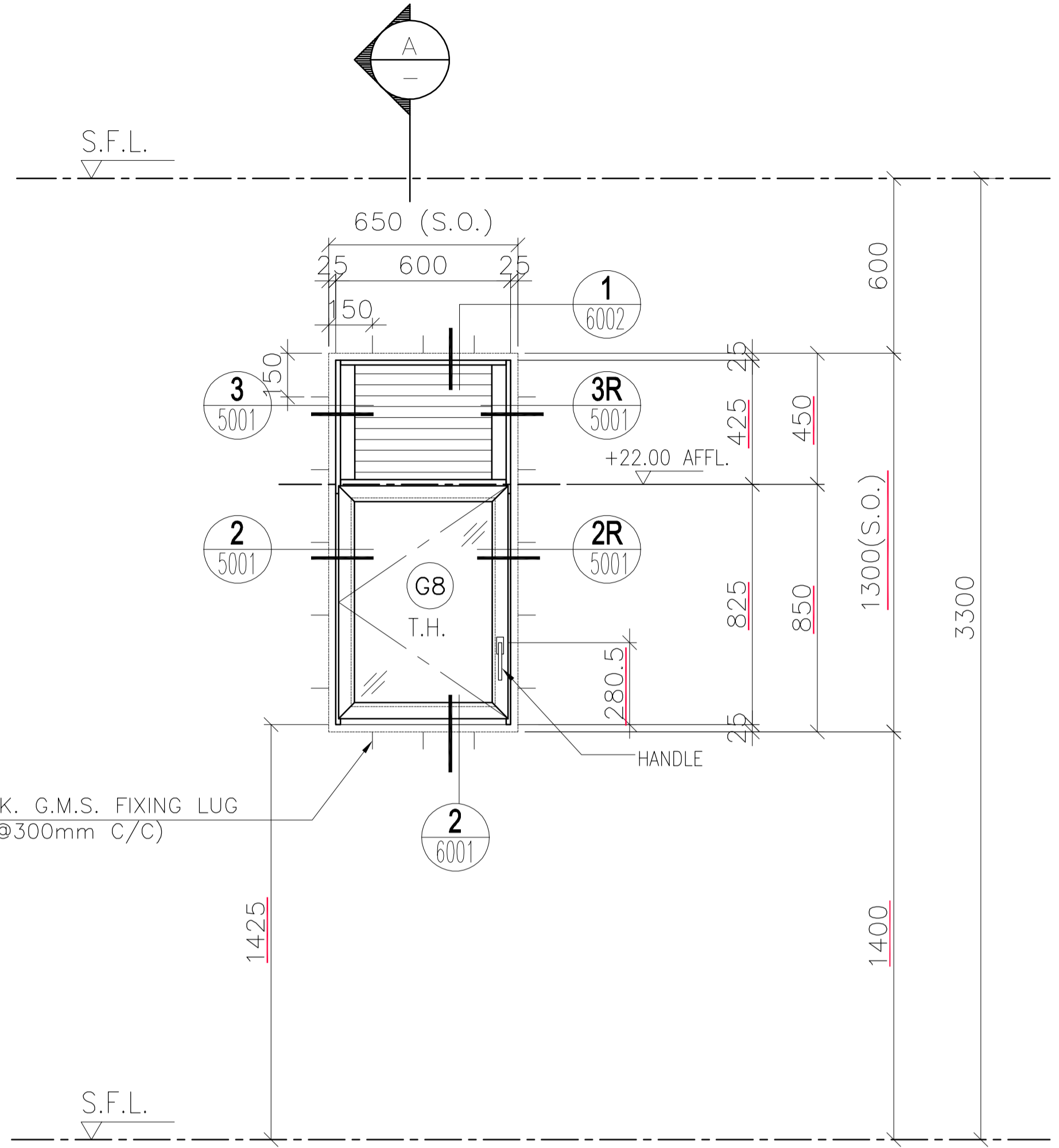
SECTION : 65mm ALUM. SECTION

QTY.

LOCATION : M. BATH

GLAZING 6mm FT CLEAR +1.52PVB + 6mm FT CLEAR LAMINATED GLASS (G8)/~~12mm THK. CLEAR TEMPERED GLASS(G8)~~

REMARK :



1.5mm THK. G.M.S. FIXING LUG
(AT MAX. @300mm C/C)

EXPANSION JOINT

ELEVATION

PRECAST FACADE MARK	QTY.	LOCATION		
		TOWER	FLAT	FLOOR MARK
PF-T3-23	27	T3	FLAT C	2/F-32/F
PF-T6-17	27	T6	FLAT C	2/F-32/F
PF-T8-15	23	T8	FLAT C	5/F-30/F
TOTAL	77			

OPENABLE AREA	GLAZING AREA
0.398	0.354

WINDOW MARK
AW
35b

SECTION : 65mm ALUM. SECTION

QTY.

LOCATION : M. BATH

GLAZING 6mm FT CLEAR +1.52PVB + 6mm FT CLEAR LAMINATED GLASS (G8)/12mm THK. CLEAR TEMPERED GLASS(GBo)

REMARK :

B.D. REF :
F.S.D. REF :
Note :
1.All dimensions are in mm.
2.All elevations are viewed from outside.
3.All dimensions to be verified on site before fabrication.

GENERAL NOTES
Legend :
1. F.F.L.-- Finished Floor Level
2. S.F.L.-- Structural Floor Level
3. (R) -- Reversed Detail
X1 -- DETAIL MARK NO.
X001 -- REFER SHEET NO.

NO.	DATE	REVISED	BY
B	11.01.2022	BY ARCHITECT COMMENT	AN
A	16.12.2021	BY ARCHITECT COMMENT	AN
-	09.11.2021	BY ARCHITECT COMMENT	AN

CLIENT :
MARBLE EDGE INVESTMENT LTD.

ARCHITECT :
RONALD LU & PARTNERS
ARCHITECTS | PLANNERS | INTERIOR DESIGNERS

STRUCTURAL ENGINEER :
CMA C-M WONG & ASSOCIATES LTD
TEL: 852 2522 1098
Email

FACADE CONSULTANT :
Inhabit Inhabit Group Hong Kong
http://www.inhabitgroup.com

美特鋁質有限公司
MIDI ALUMINIUM FABRICATOR LTD.
Units 6-8, Sunray Industrial Centre, 1/F
610 Cha Kwo Ling Road, Kowloon
Tel:23489211-4 Fax:(852)27727666

PROJECT :
PROPOSED RESIDENTIAL DEVELOPMENT AT NEW KOWLOON INLAND LOT. NO.6552

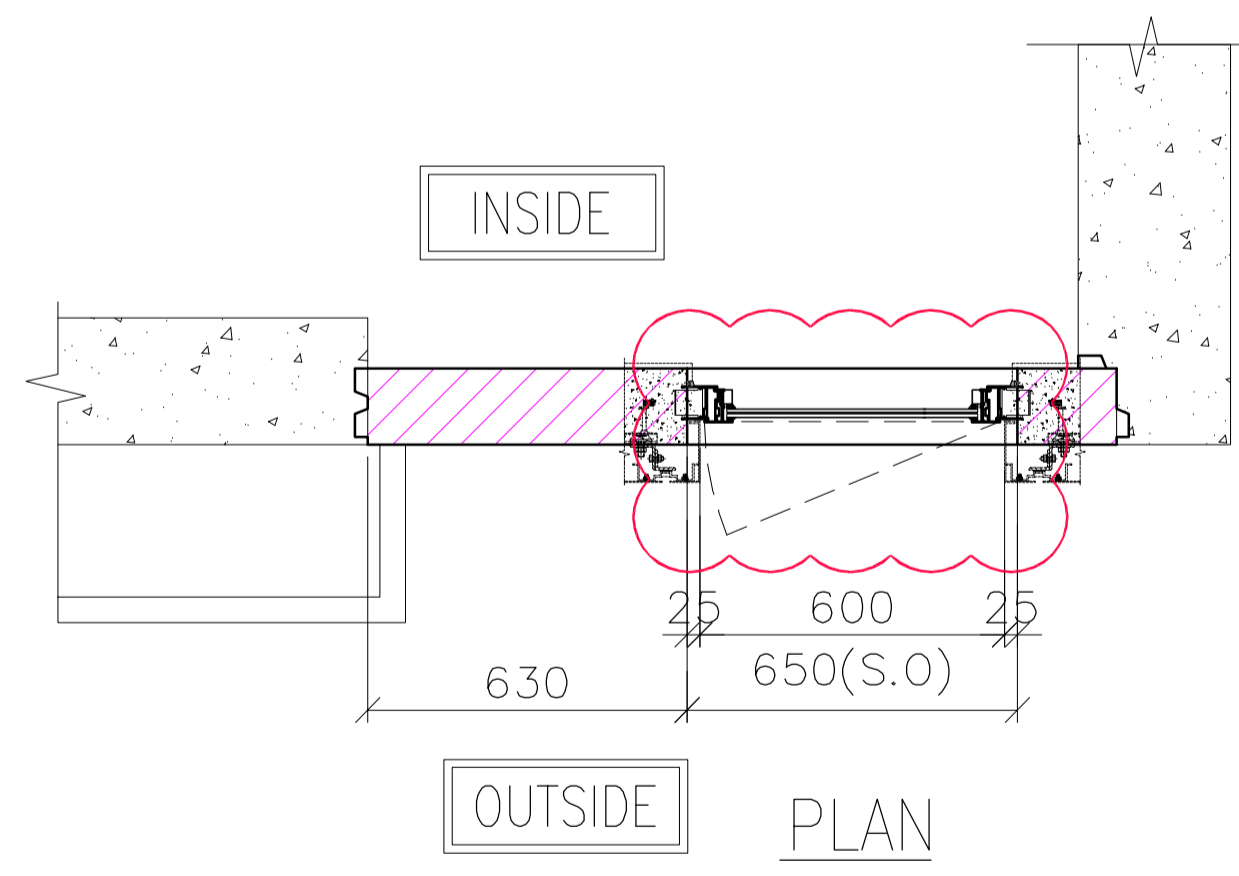
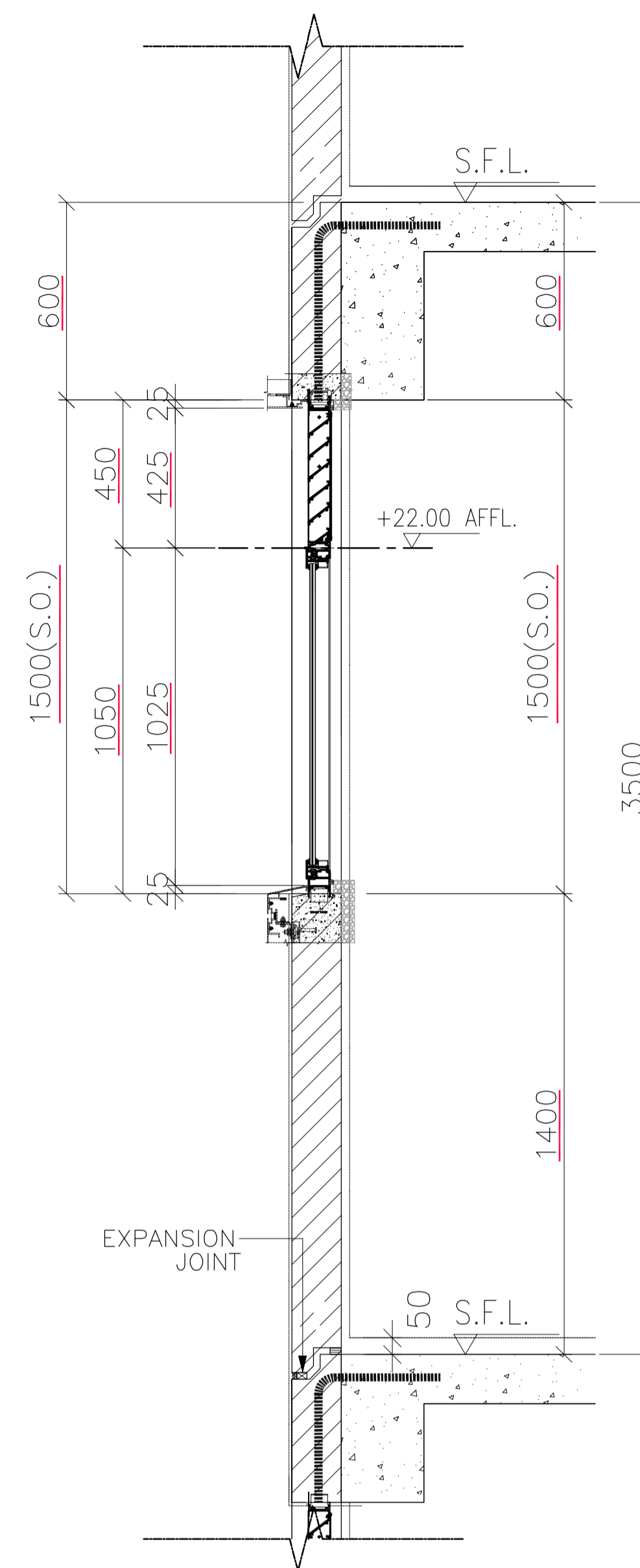
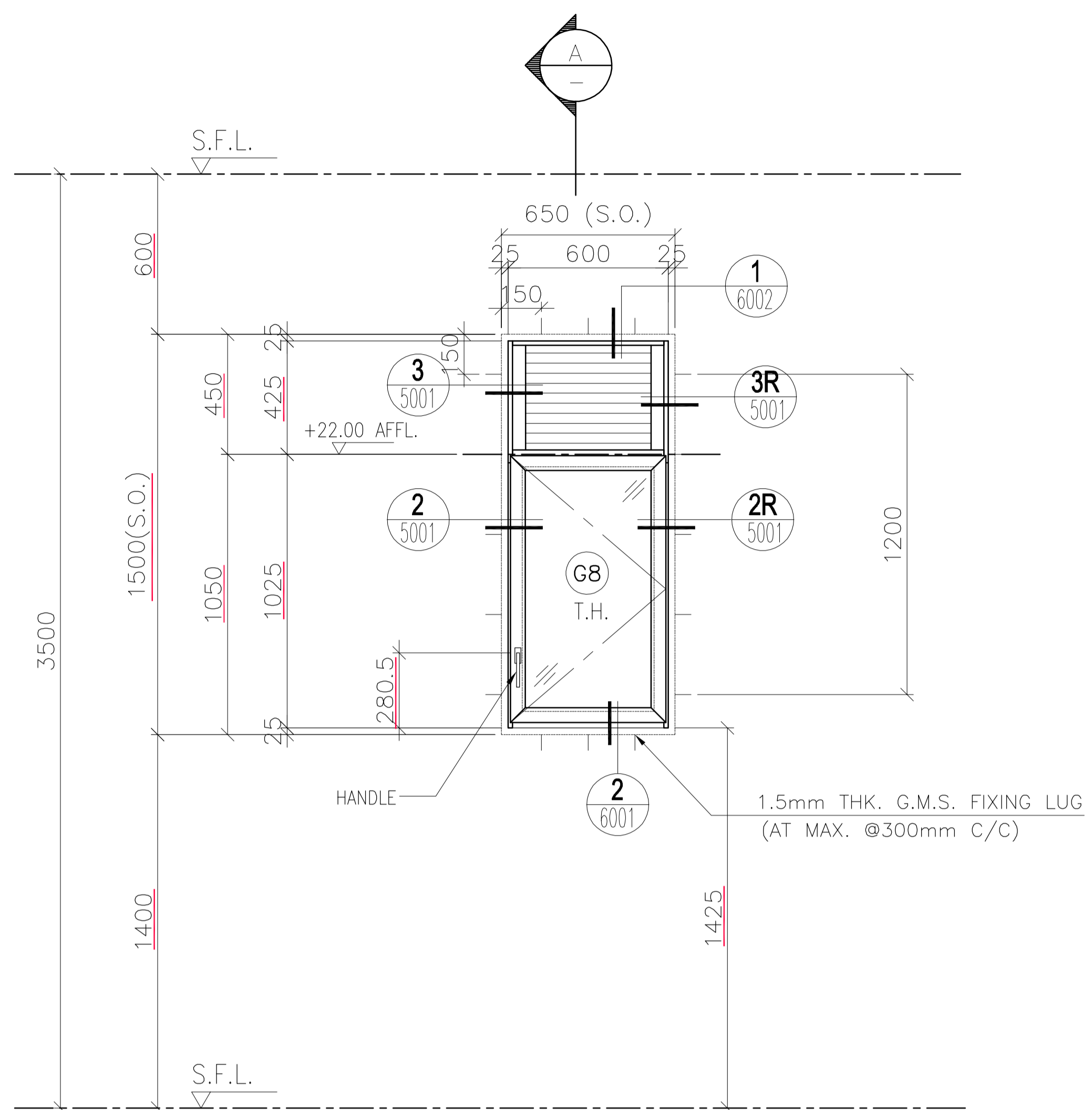
TITLE :
WINDOW SCHEDULE FOR PRECAST ALUM. WINDOW

JOB NO. : J-857

DRAWN BY : Asing DATE : 05/11/2021

CHKD BY : SCALE A1: A3: 1:30

DWG. NO. : J857-PW-2018 REV. : B



B.D. REF :
 F.S.D. REF :
 Note :
 1.All dimensions are in mm.
 2.All elevations are viewed from outside.
 3.All dimensions to be verified on site before fabrication.

GENERAL NOTES
 Legend :
 1. F.F.L.-- Finished Floor Level
 2. S.F.L.-- Structural Floor Level
 3. (R) -- Reversed Detail
 X1 -- DETAIL MARK NO.
 X001 -- REFER SHEET NO.

NO.	DATE	REVISED	BY
B	11.01.2022	BY ARCHITECT COMMENT	AN
A	16.12.2021	BY ARCHITECT COMMENT	AN
-	09.11.2021	BY ARCHITECT COMMENT	AN

CLIENT :
MARBLE EDGE INVESTMENT LTD.

ARCHITECT :
RONALD LU & PARTNERS
 ARCHITECTS | PLANNERS | INTERIOR DESIGNERS

STRUCTURAL ENGINEER :
CMA C-M WONG & ASSOCIATES LTD
 TEL: 852 2502 1008

FACADE CONSULTANT :
Inhabit Inhabit Group Hong Kong
<http://www.inhabitgroup.com>

美特鋁質有限公司
MIDI ALUMINIUM FABRICATOR LTD.
 Units 6-8, Sunray Industrial Centre, 1/F
 610 Cha Kwo Ling Road, Kowloon
 Tel:23489211-4 Fax:(852)27727666

OPENABLE AREA	GLAZING AREA
<u>0.505</u>	<u>0.453</u>

PROJECT :
PROPOSED RESIDENTIAL DEVELOPMENT AT NEW KOWLOON INLAND LOT. NO.6552

TITLE :
 WINDOW SCHEDULE FOR PRECAST ALUM. WINDOW

JOB NO. : J-857

DRAWN BY : Asing DATE : 05/11/2021

CHKD BY : SCALE A1: A3: 1:30

DWG. NO. : **J857-PW-2019** REV. : B

ELEVATION	PRECAST FACADE MARK	QTY.	LOCATION		
			TOWER	FLAT	FLOOR MARK
	PF-T3-22-1	1	T3	FLAT D	<u>33/F</u>
	PF-T6-16-1	1	T6	FLAT D	<u>33/F</u>
	PF-T8-14-1	1	T8	FLAT D	<u>31/F</u>
	TOTAL	3			

WINDOW MARK : **AW 35a**

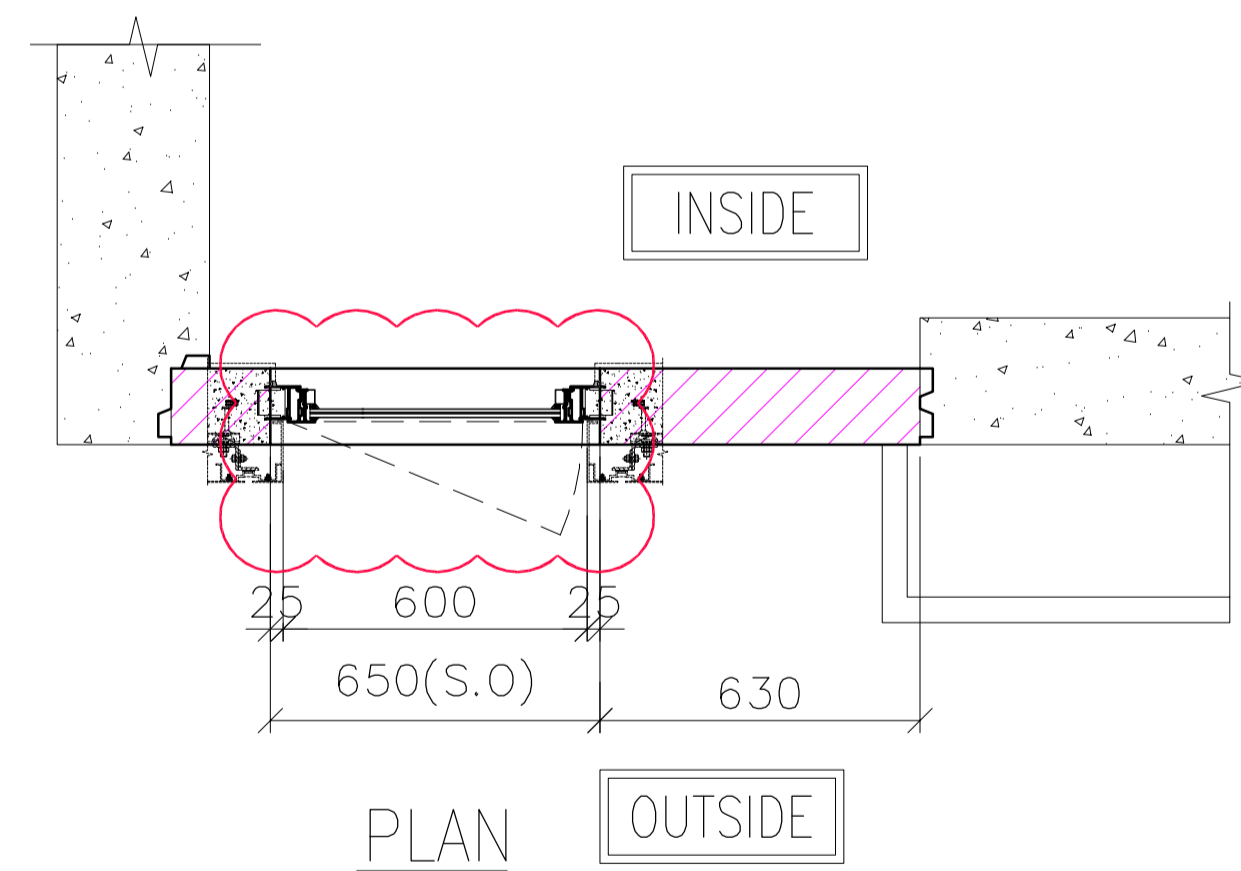
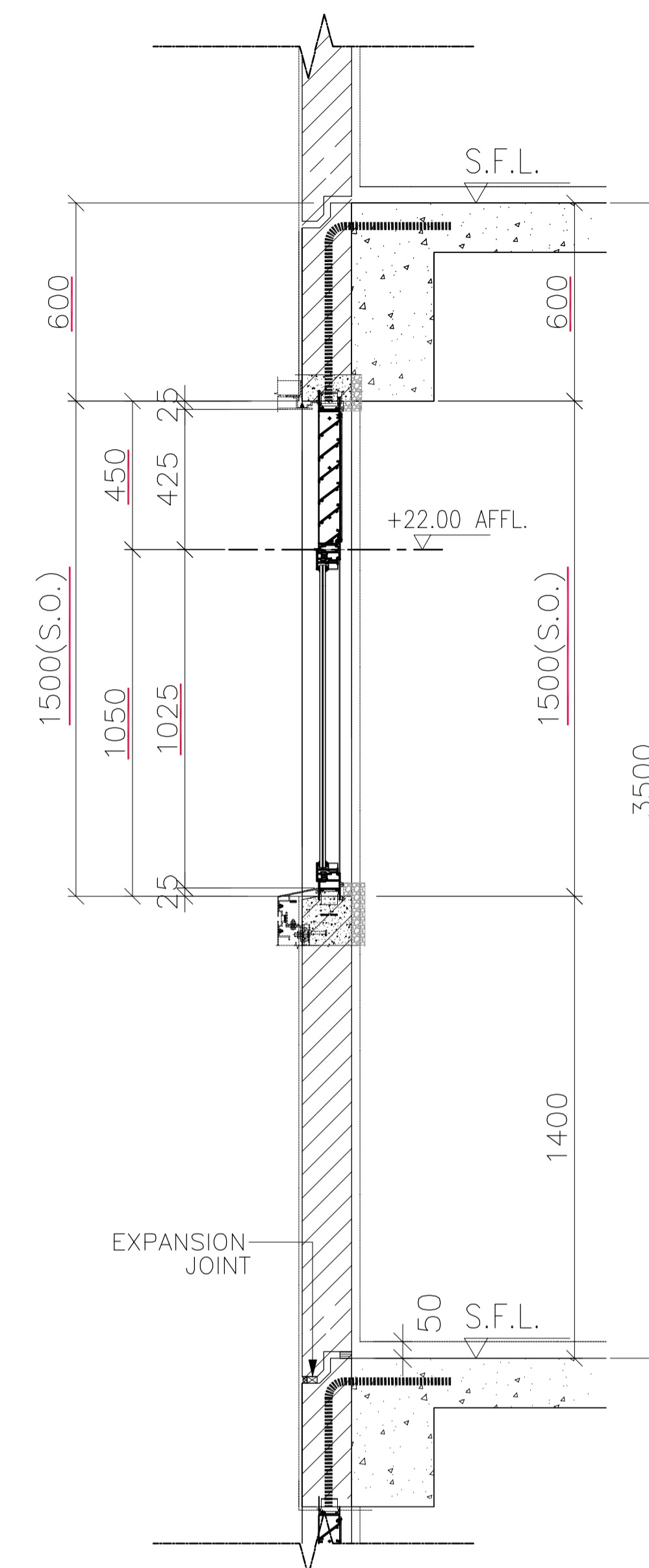
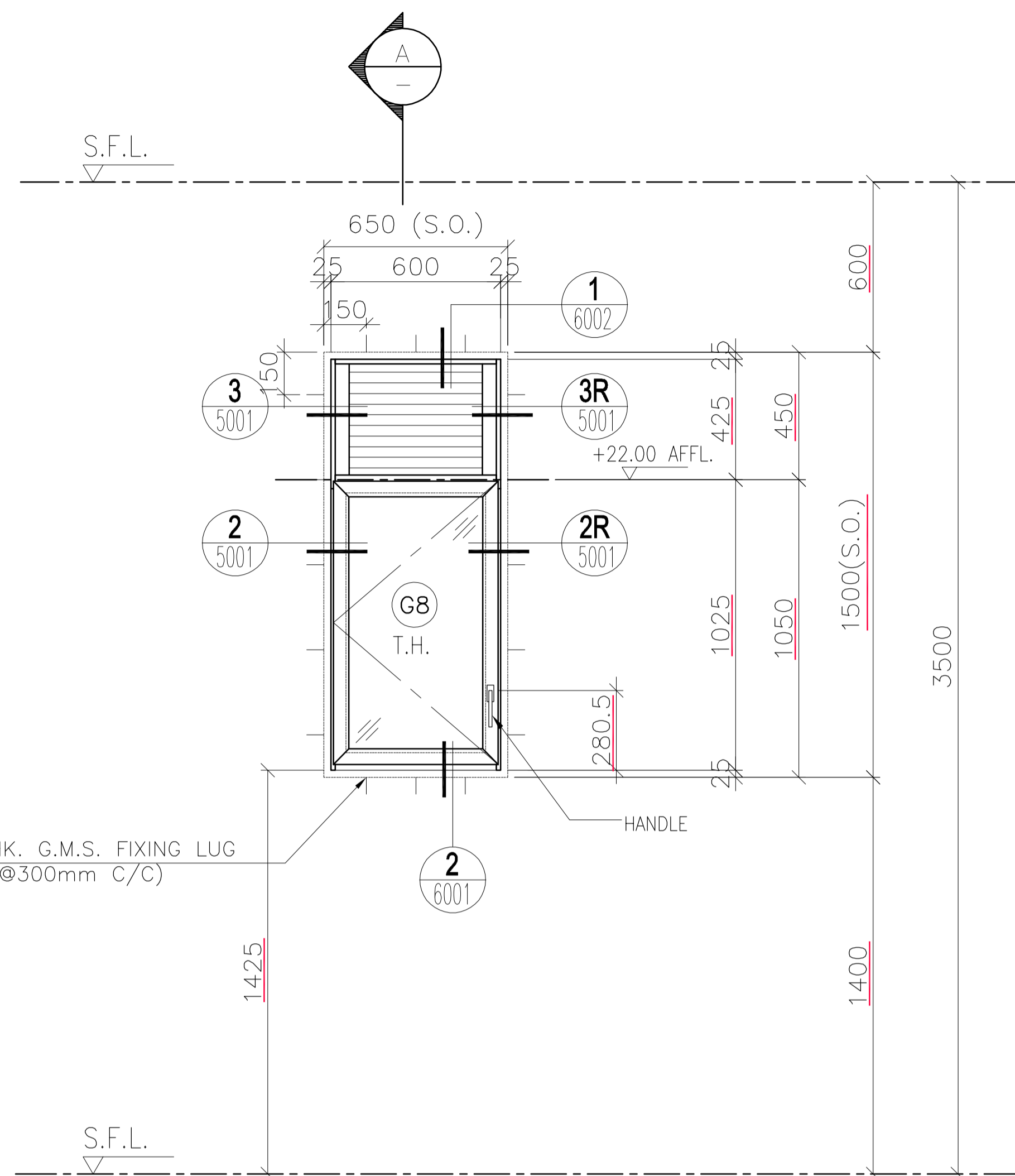
SECTION : 65mm ALUM. SECTION

QTY. :

LOCATION : M. BATH

GLAZING : 6mm FT CLEAR +1.52PVB + 6mm FT CLEAR LAMINATED GLASS (G8)/~~12mm THK. CLEAR TEMPERED GLASS(G8)~~

REMARK :



1.5mm THK. G.M.S. FIXING LUG
(AT MAX. @300mm C/C)

PRECAST FACADE MARK	QTY.	LOCATION		
		TOWER	FLAT	FLOOR MARK
PF-T3-23-1	1	T3	FLAT C	<u>33/F</u>
PF-T6-17-1	1	T6	FLAT C	<u>33/F</u>
PF-T8-15-1	1	T8	FLAT C	<u>31/F</u>
TOTAL	3			

OPENABLE AREA	GLAZING AREA
<u>0.505</u>	<u>0.453</u>

B.D. REF :
F.S.D. REF :
Note :
1.All dimensions are in mm.
2.All elevations are viewed from outside.
3.All dimensions to be verified on site before fabrication.

GENERAL NOTES
Legend :
1. F.F.L.-- Finished Floor Level
2. S.F.L.-- Structural Floor Level
3. (R) -- Reversed Detail
X1 -- DETAIL MARK NO.
X001 -- REFER SHEET NO.

NO.	DATE	REVISED	BY
C	11.01.2022	BY ARCHITECT COMMENT	AN
B	11.01.2022	BY ARCHITECT COMMENT	AN
A	16.12.2021	BY ARCHITECT COMMENT	AN
-	09.11.2021	BY ARCHITECT COMMENT	AN

CLIENT :
MARBLE EDGE INVESTMENT LTD.

ARCHITECT :
RONALD LU & PARTNERS
ARCHITECTS | PLANNERS | INTERIOR DESIGNERS

STRUCTURAL ENGINEER :
CMA C-M WONG & ASSOCIATES LTD
TEL: 852 2522 1008

FACADE CONSULTANT :
Inhabit Inhabit Group Hong Kong
<http://www.inhabitgroup.com>

美特鋁質有限公司
MIDI ALUMINIUM FABRICATOR LTD.
Units 6-8, Sunray Industrial Centre, 1/F
610 Cha Kwo Ling Road, Kowloon
Tel: 23489211-4 Fax: (852) 27727666

PROJECT :
PROPOSED RESIDENTIAL DEVELOPMENT AT NEW KOWLOON INLAND LOT. NO.6552

TITLE :
WINDOW SCHEDULE FOR PRECAST ALUM. WINDOW

JOB NO. : J-857

DRAWN BY : Asing DATE : 05/11/2021

CHKD BY : SCALE A1: 1:30 A3: 1:30

DWG. NO. : J857-PW-2020 REV. : C

ELEVATION

WINDOW MARK

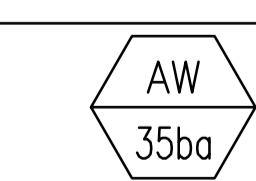
SECTION :

QTY.

LOCATION :

GLAZING

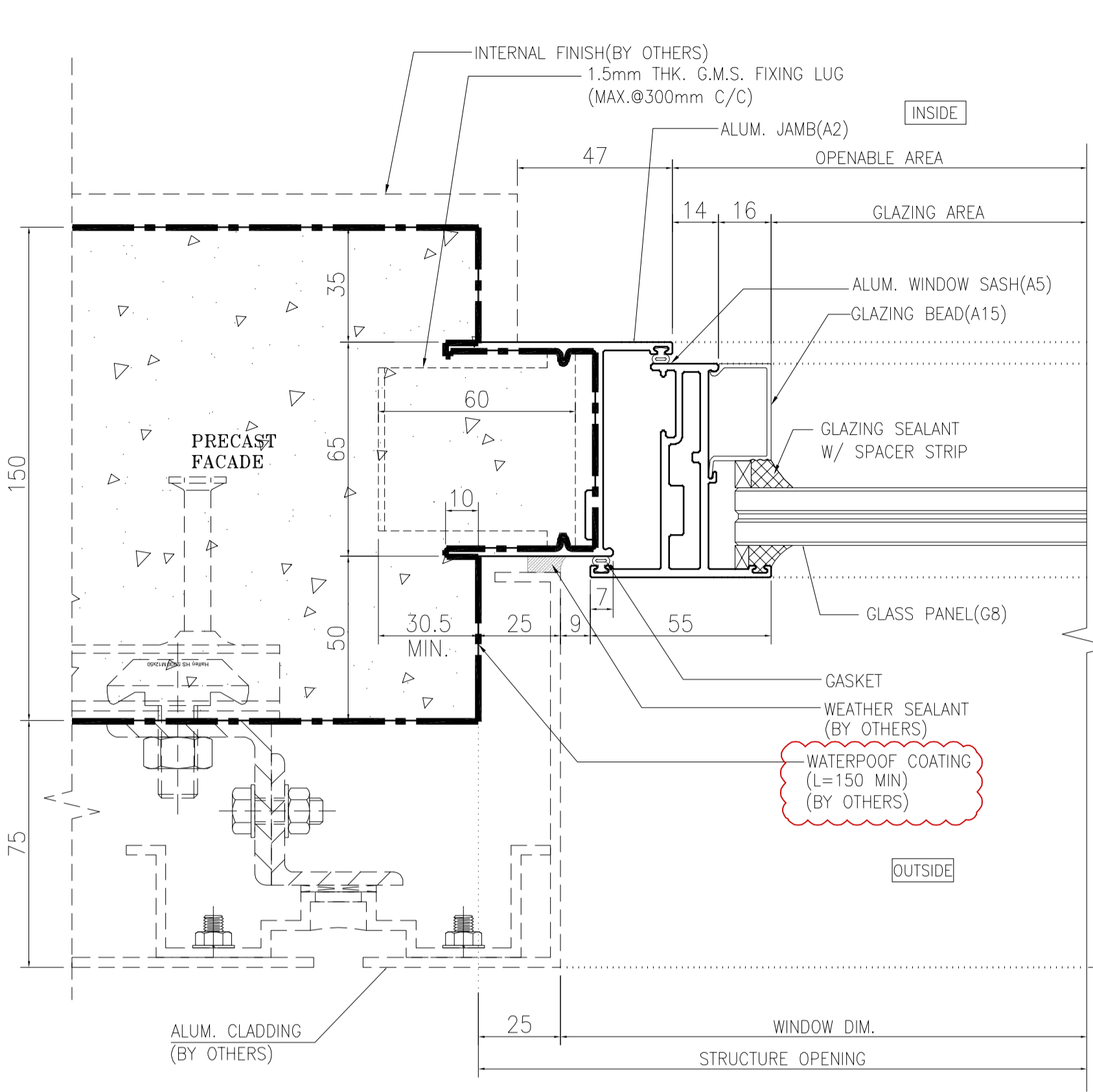
REMARK :



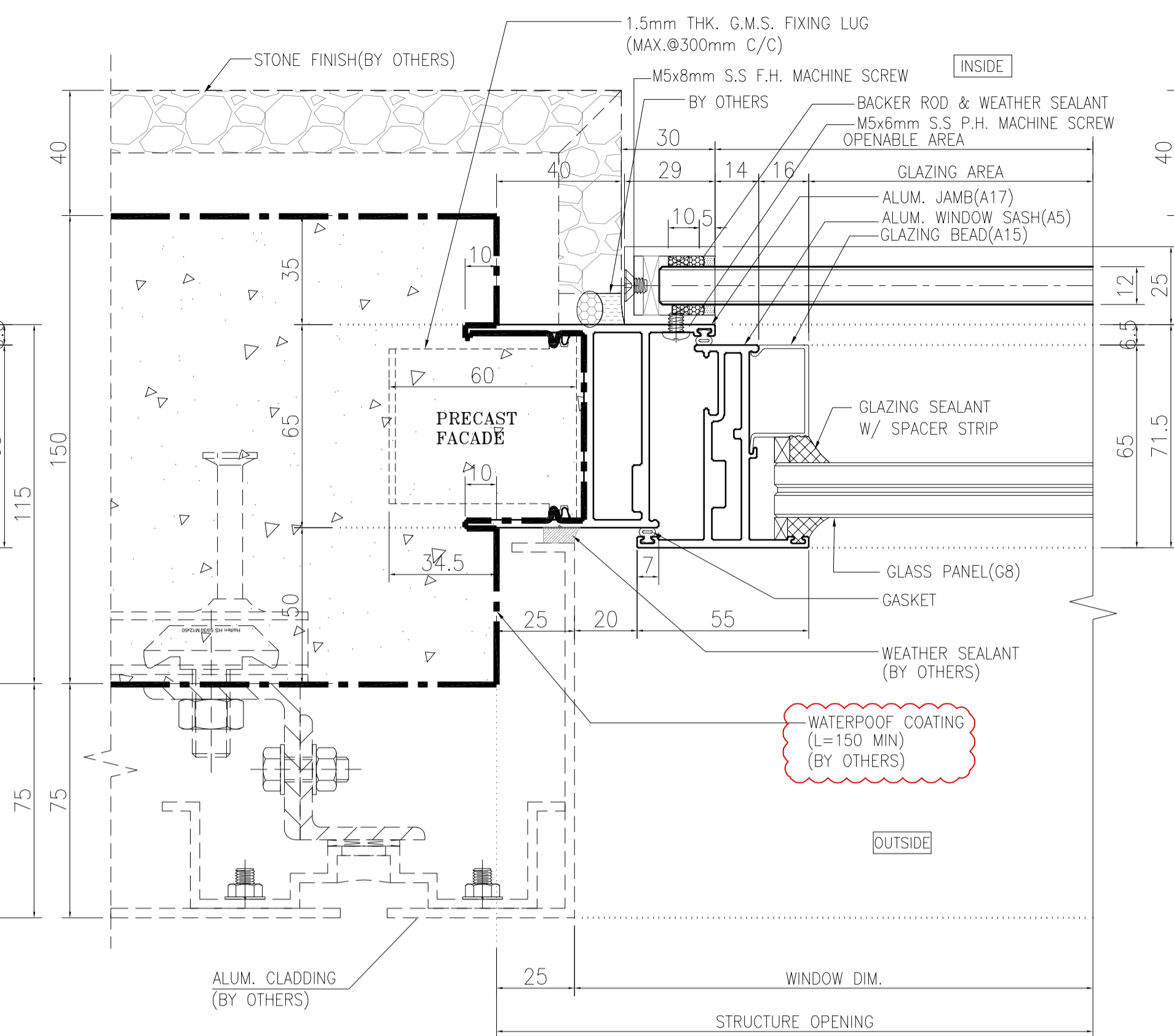
65mm ALUM. SECTION

M. BATH

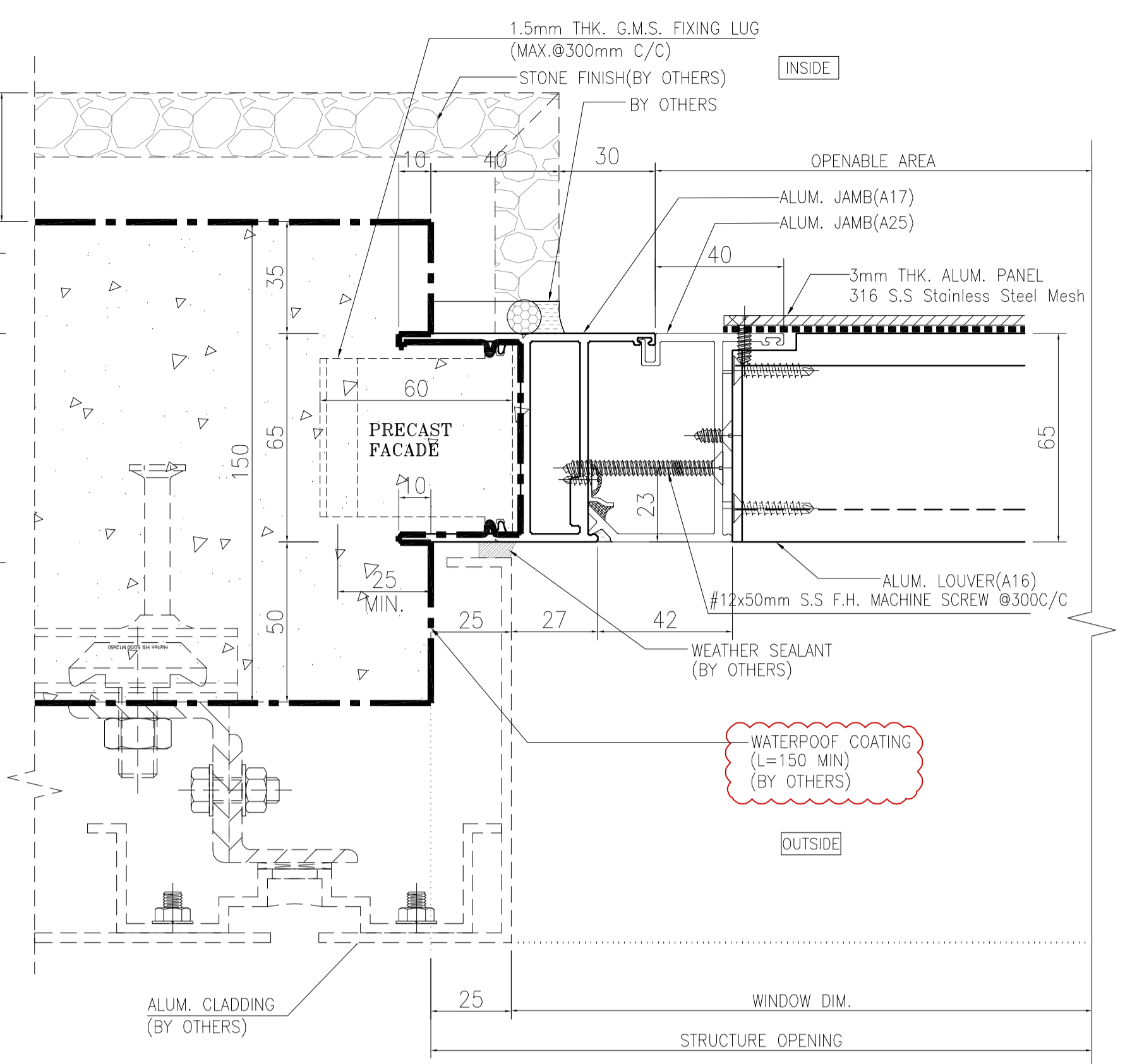
6mm FT CLEAR +1.52PVB + 6mm FT CLEAR LAMINATED GLASS (G8)/~~12mm THK. CLEAR TEMPERED GLASS (G8)~~



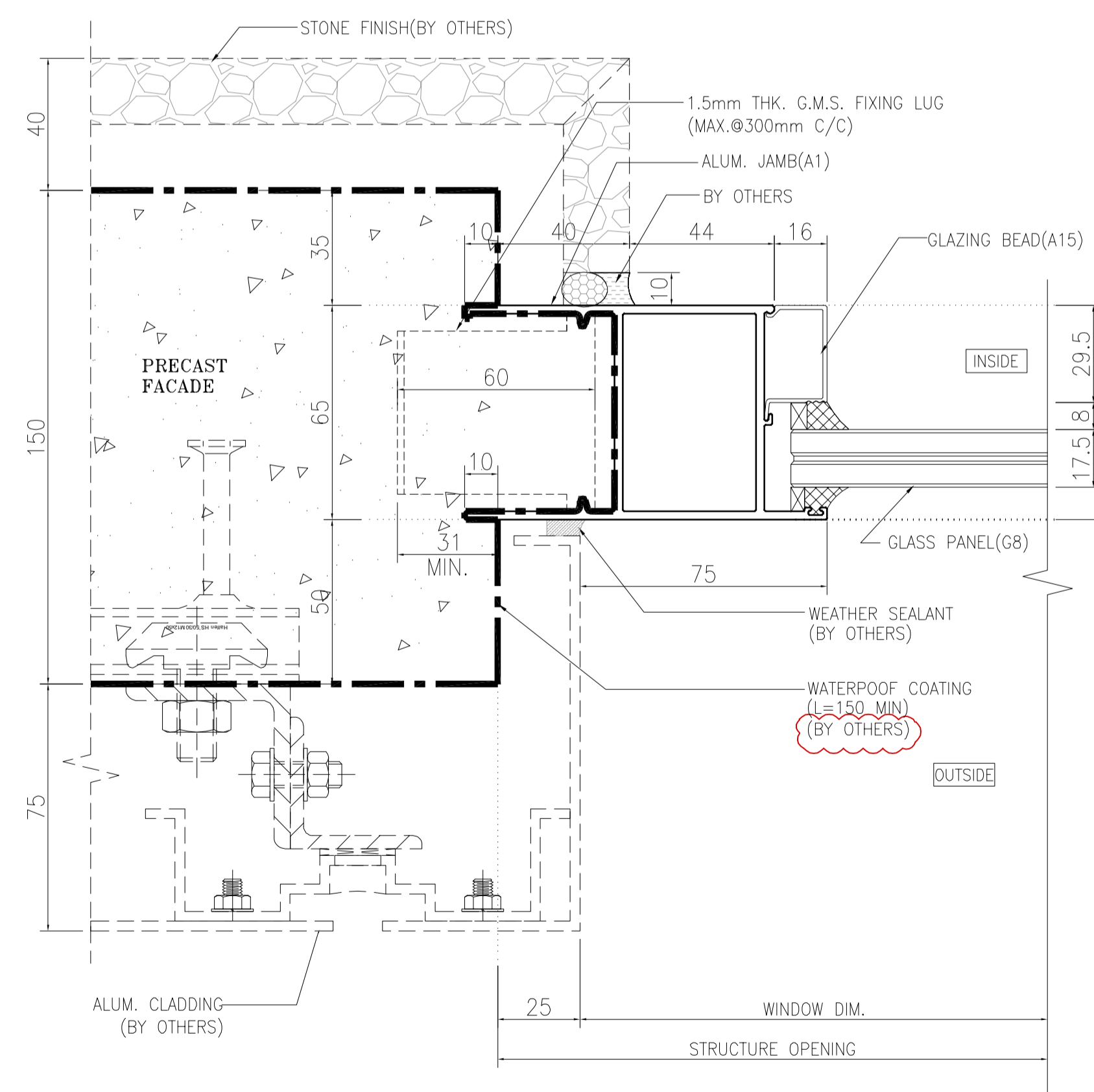
1/R HORIZONTAL DETAIL
OPENABLE WINDOW
(FOR AC PLATFORM)



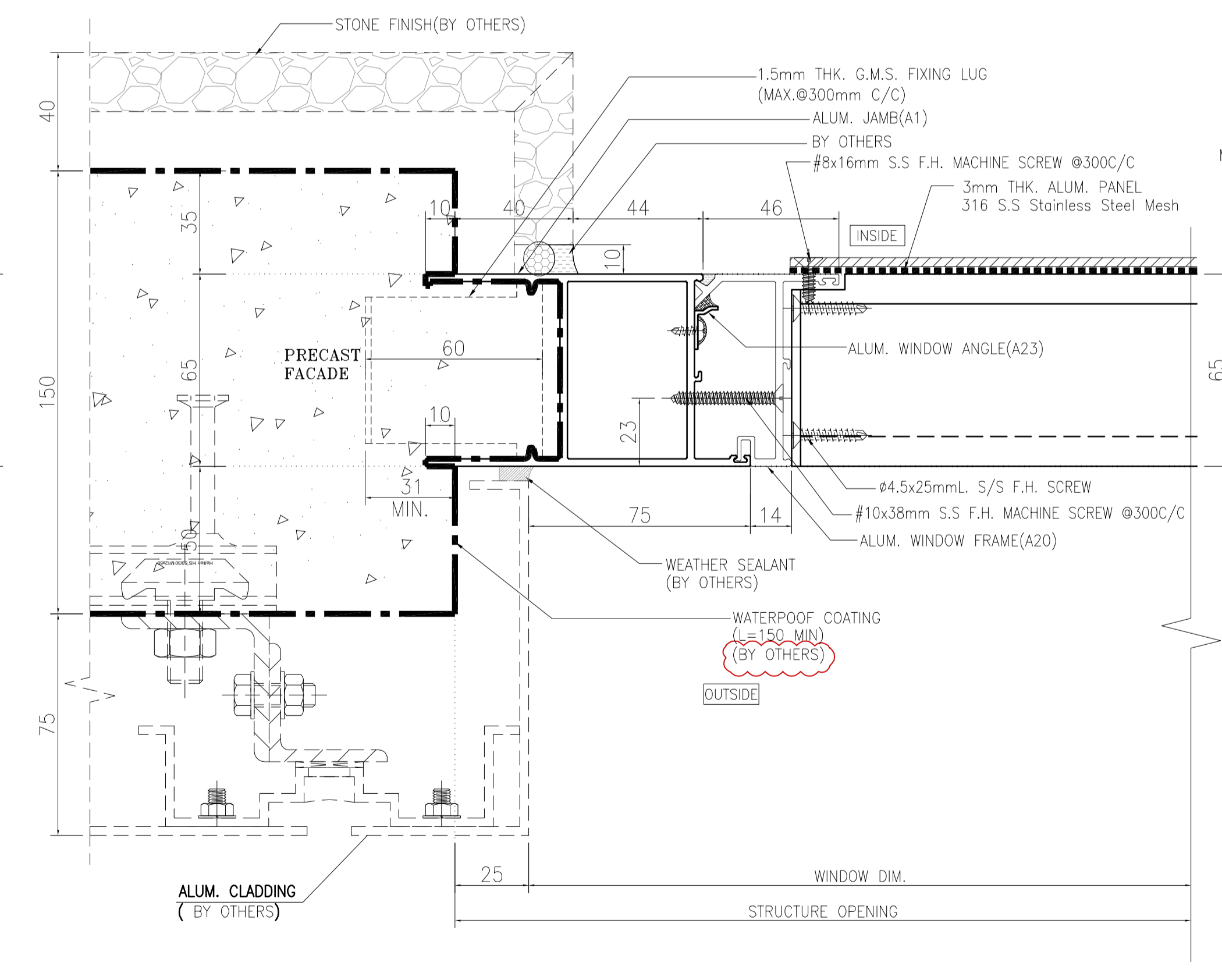
2/R HORIZONTAL DETAIL
OPENABLE WINDOW
(FOR KITCHEN)



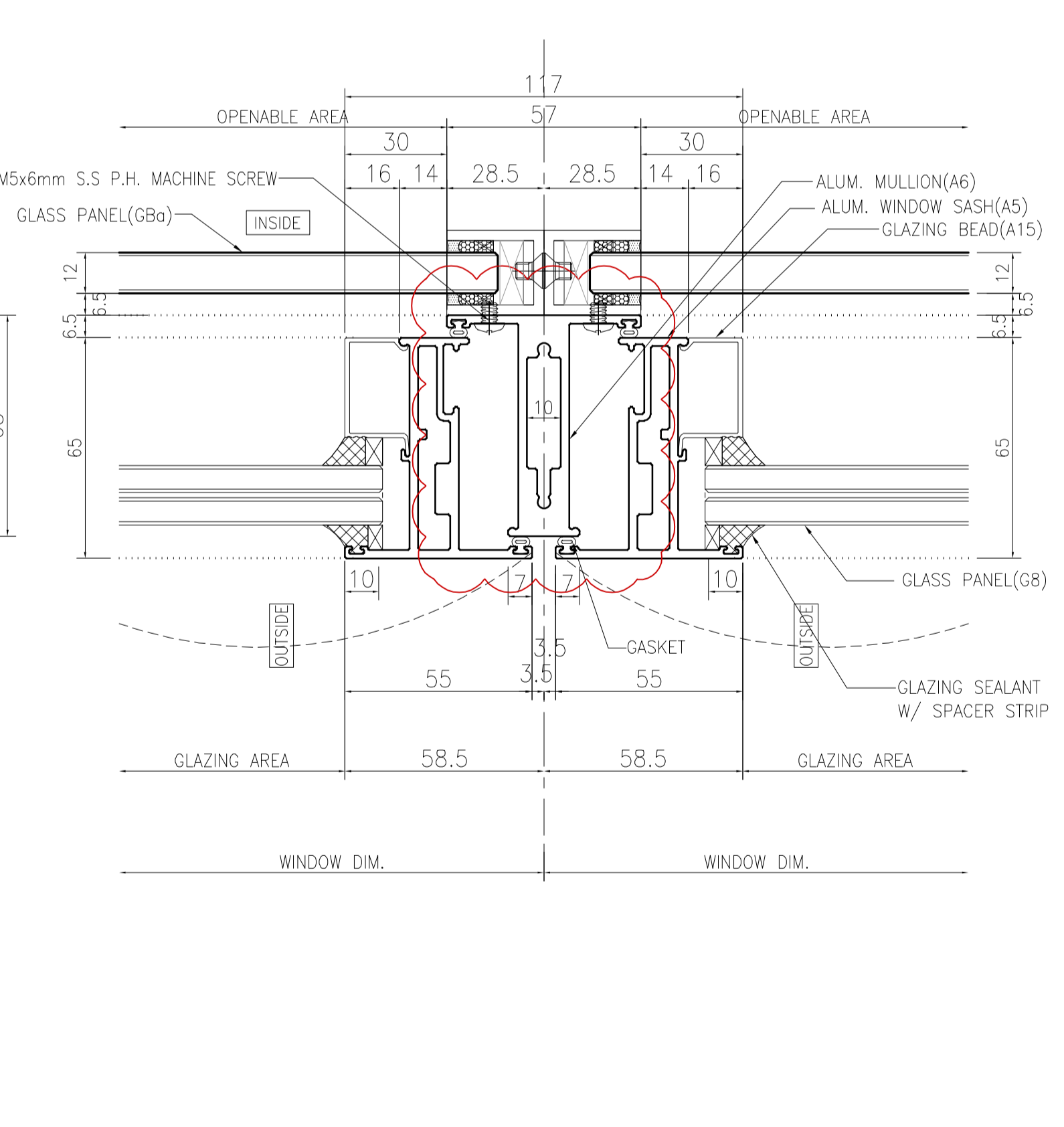
3/R HORIZONTAL DETAIL
LOUVRE
(ABOVE OPENABLE WINDOW)



4/R HORIZONTAL DETAIL
FIXED WINDOW



5/R HORIZONTAL DETAIL
LOUVRE
(ABOVE FIXED PANEL)



6 HORIZONTAL DETAIL
TWO OPENABLE WINDOW

B.D. REF :
F.S.D. REF :
Note :
1. All dimensions are in mm.
2. All elevations are viewed from outside.
3. All dimensions to be verified on site before fabrication.

GENERAL NOTES
Legend :
1. F.F.L.-- Finished Floor Level
2. S.F.L.-- Structural Floor Level
3. (R) -- Reversed Detail

X1 -- DETAIL MARK NO.
X001 -- REFER SHEET NO.

C	22.10.2021	BY ARCHITECT COMMENT	AN
B	12.10.2021	BY ARCHITECT COMMENT	AN
A	04.10.2021	BY ARCHITECT COMMENT	AN
-	30.08.2021	BY ARCHITECT COMMENT	AN
NO.	DATE	REVISED	BY

CLIENT :
MARBLE EDGE INVESTMENT LTD.

ARCHITECT :
RONALD LU & PARTNERS
ARCHITECTS | PLANNERS | INTERIOR DESIGNERS

STRUCTURAL ENGINEER :
CMA C-M WONG & ASSOCIATES LTD
TEL: 9803 2022
E-mail: cma@cmawong.com

FAÇADE CONSULTANT :
Inhabit Inhabit Group
Hong Kong
http://www.inhabitgroup.com

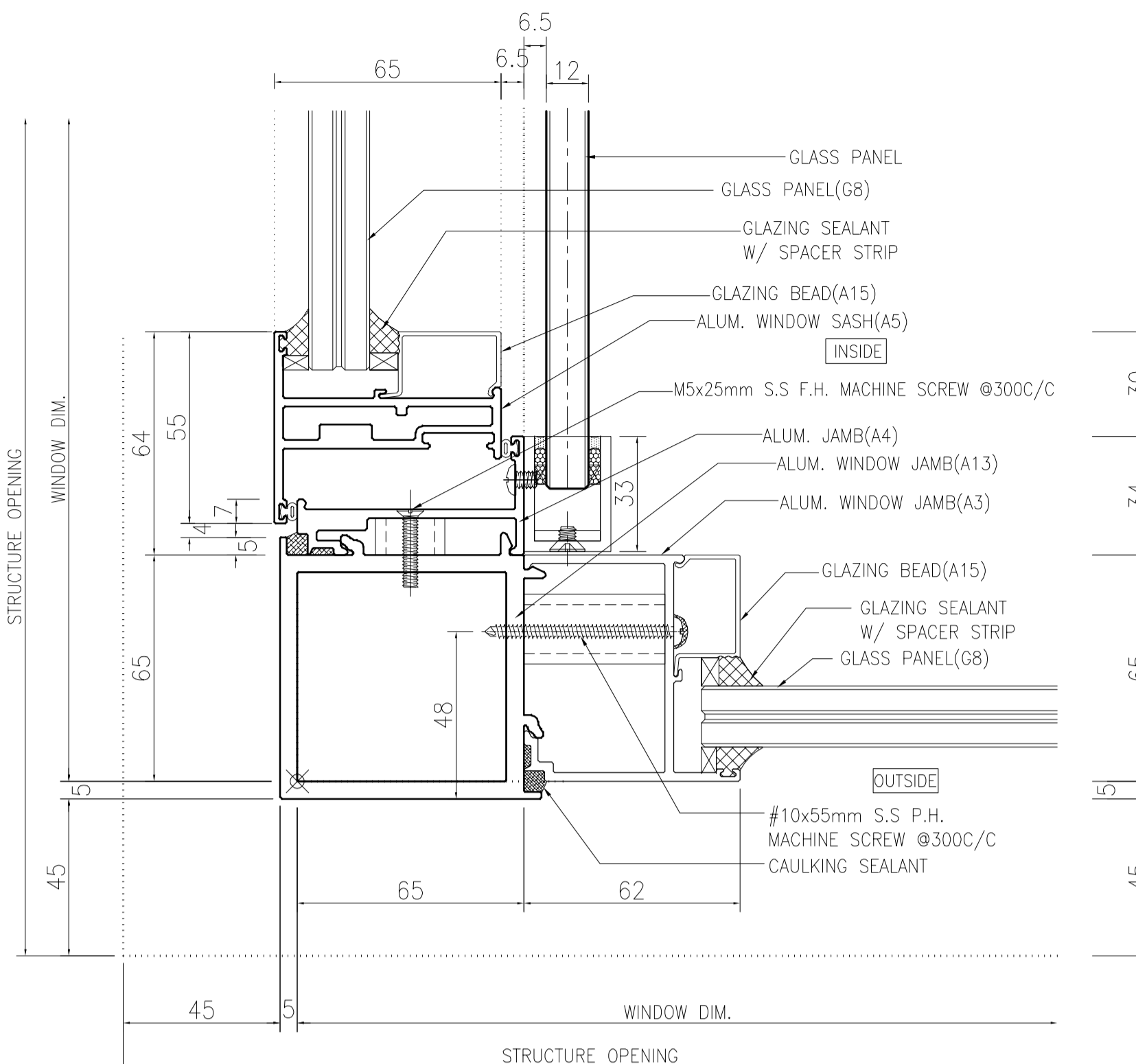
MAIN CONTRACTOR :
裕民建築有限公司

美特鋁質有限公司
MIDI ALUMINIUM FABRICATOR LTD.
Units 6-8, Sunray Industrial Centre, 1/F
610 Cha Kwo Ling Road, Kowloon
Tel: 23489211-4 Fax: (852) 27727666

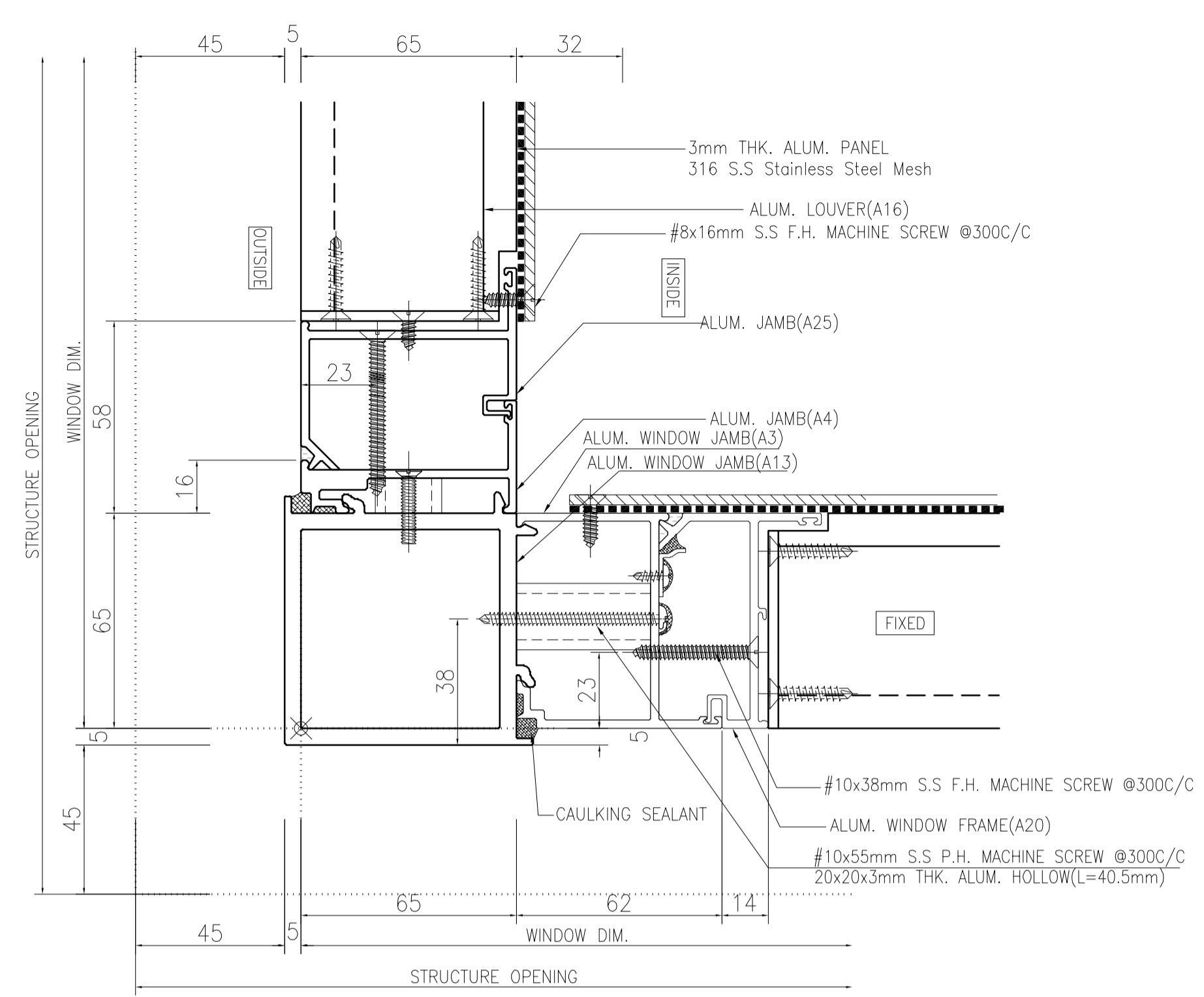
PROJECT :
PROPOSED RESIDENTIAL DEVELOPMENT AT NEW KOWLOON INLAND LOT. NO.6552

TITLE :
TYPICAL DETAIL FOR
PRECAST ALUM. WINDOW

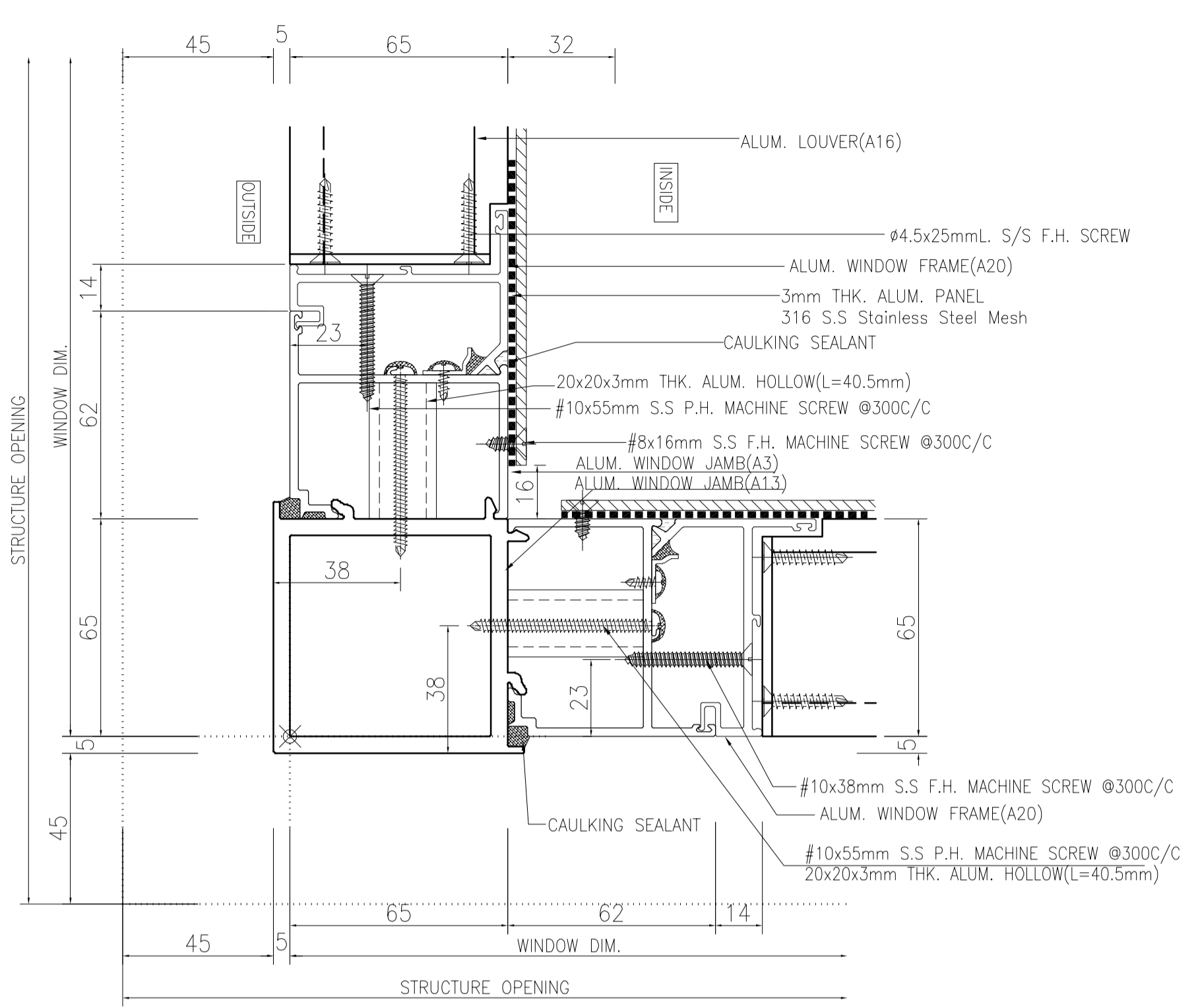
JOB NO. : J-857
DRAWN BY : Asing DATE : 2021-08-30
CHKD BY : SCALE A1: 1:3 A3: 1:3
DWG. NO. : J857-PW-5001 REV. : C



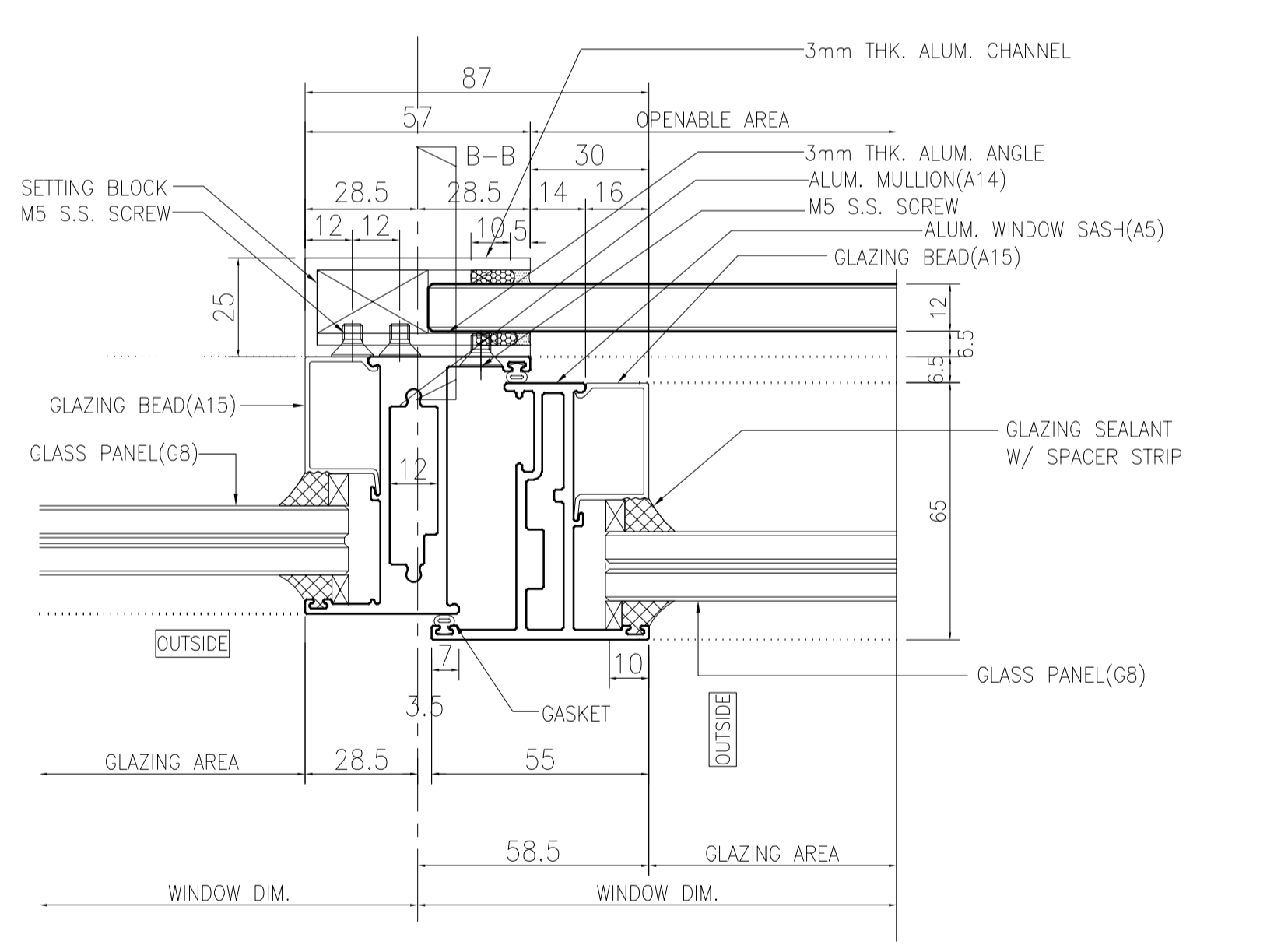
1/R 5002 HORIZONTAL DETAIL
MULLION OF FIXED WINDOW
AND OPENABLE WINDOW



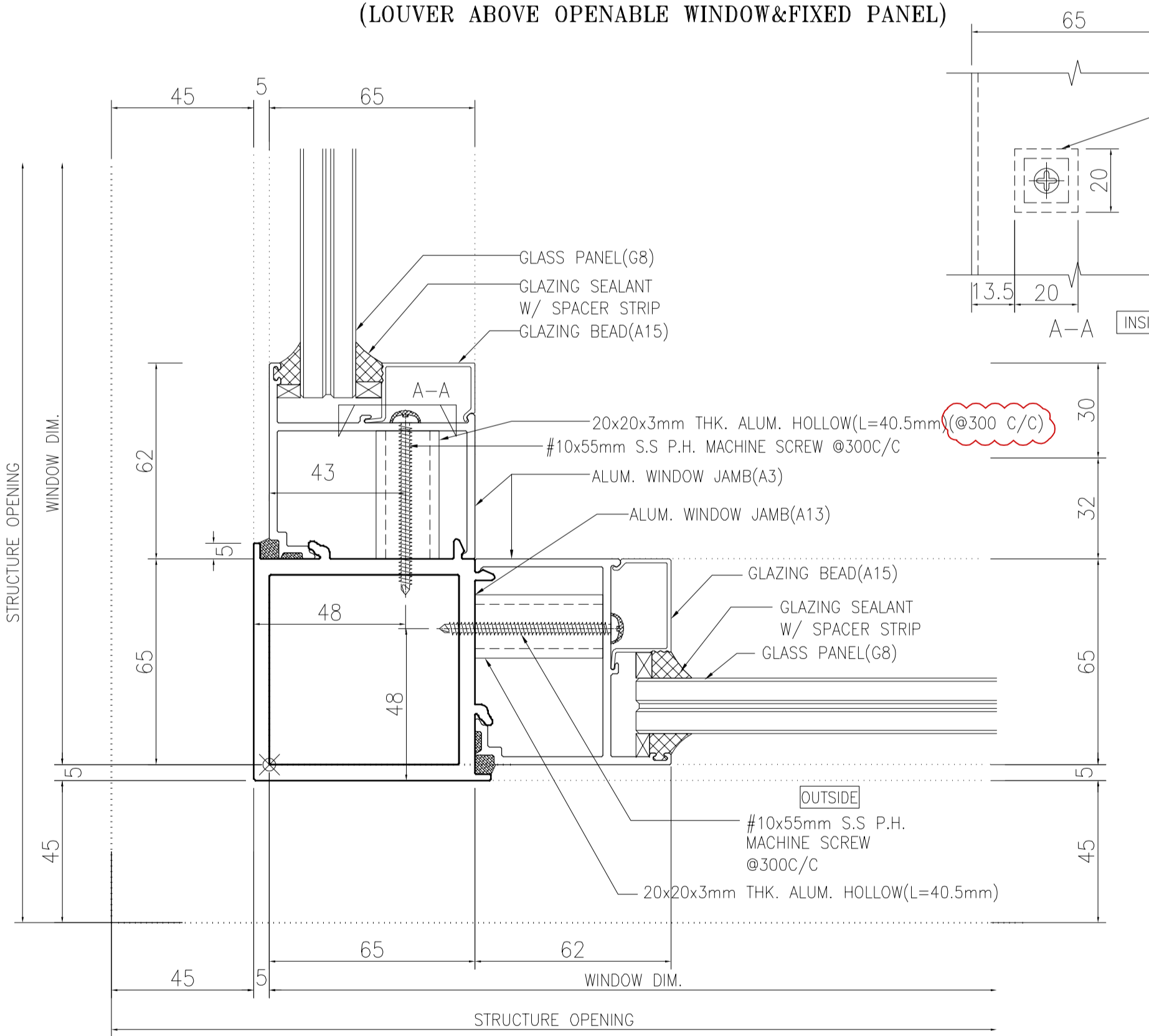
2/R 5002 HORIZONTAL DETAIL
MULLION OF FIXED WINDOW
AND OPENABLE WINDOW
(LOUVER ABOVE OPENABLE WINDOW & FIXED PANEL)



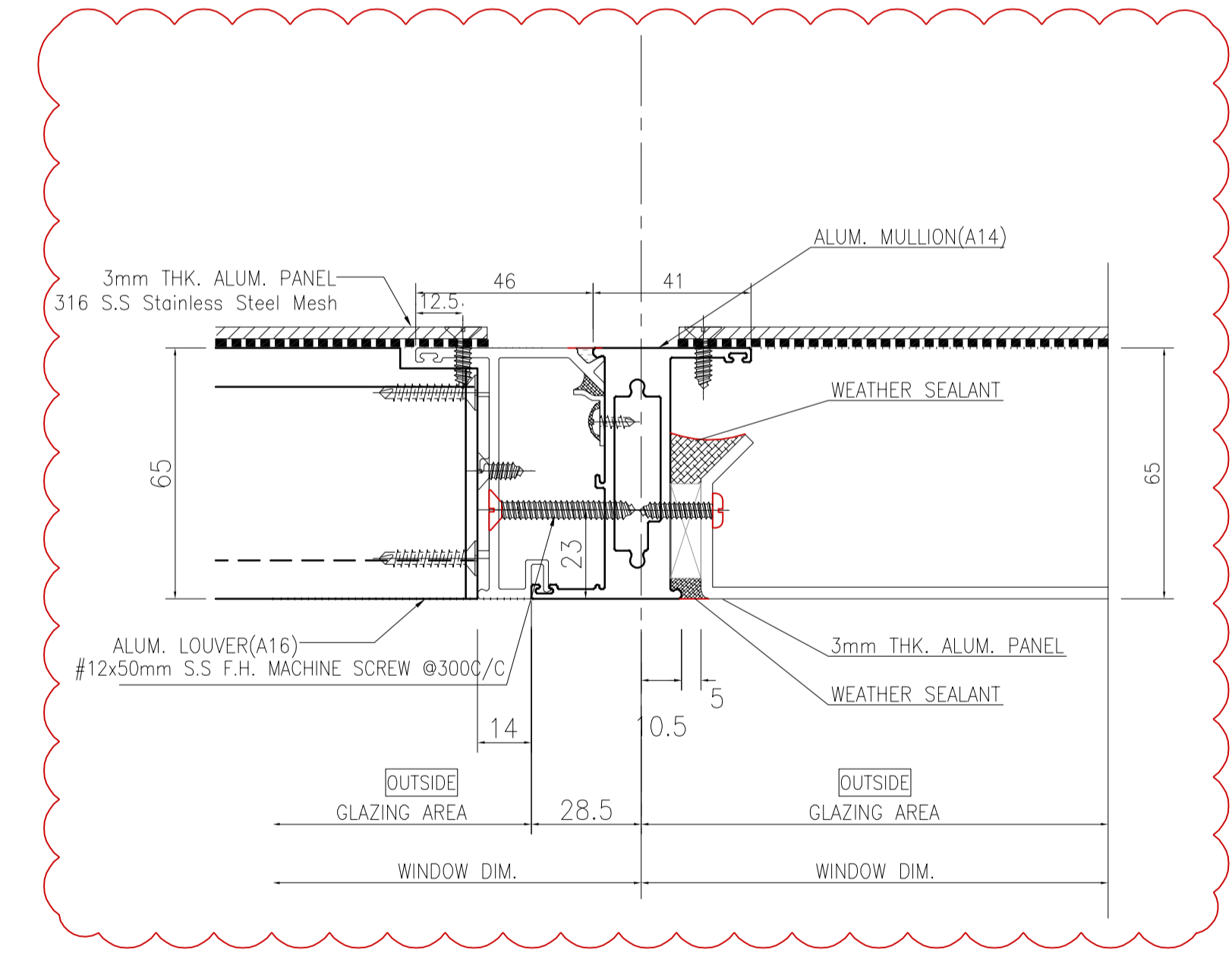
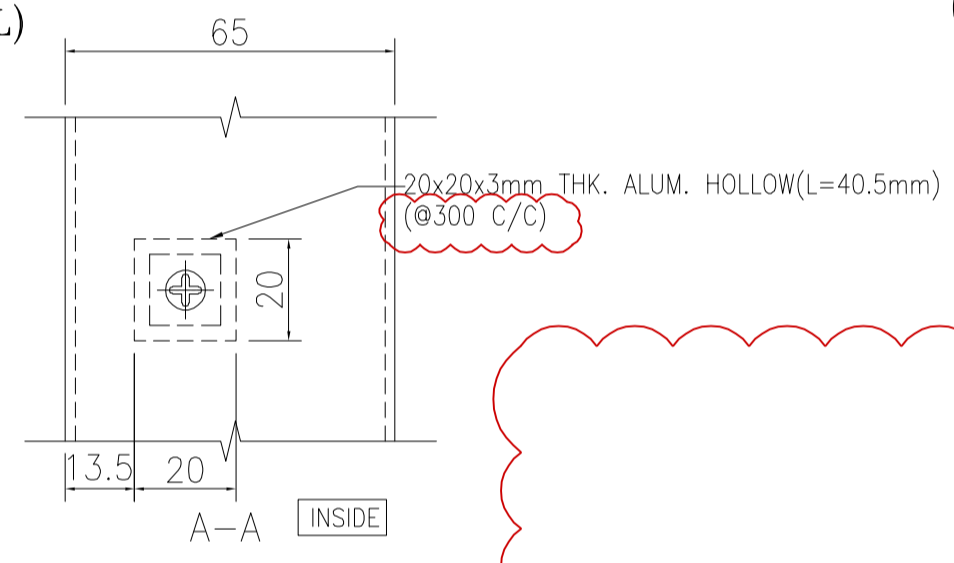
5 5002 HORIZONTAL DETAIL
FIXED WINDOW
(LOUVER ABOVE FIXED PANEL)



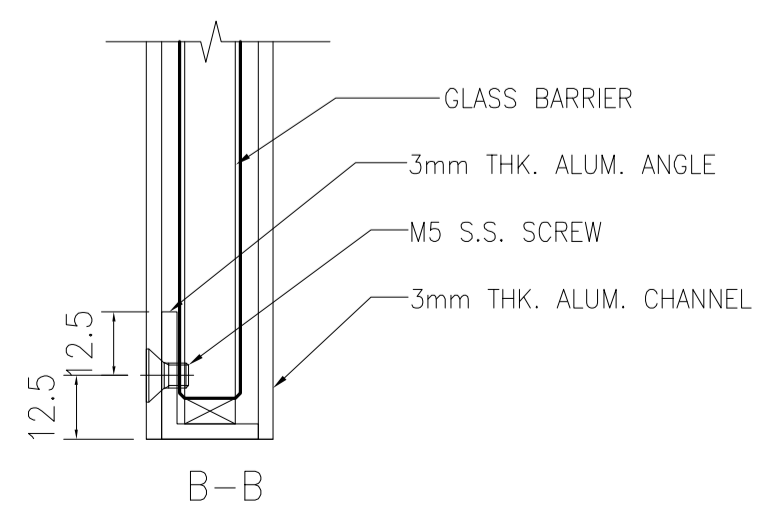
3/R 5002 HORIZONTAL DETAIL
MULLION OF FIXED WINDOW
AND OPENABLE WINDOW



4 5002 HORIZONTAL DETAIL
FIXED WINDOW



6/R 5002 HORIZONTAL DETAIL
MULLION OF FIXED WINDOW
(LOUVER ABOVE FIXED PANEL)



B.D. REF :
F.S.D. REF :
Note :
1. All dimensions are in mm.
2. All elevations are viewed from outside.
3. All dimensions to be verified on site before fabrication.

GENERAL NOTES
Legend :
1. F.F.L.-- Finished Floor Level
2. S.F.L.-- Structural Floor Level
3. (R) -- Reversed Detail

X1 -- DETAIL MARK NO.
X001 -- REFER SHEET NO.

NO.	DATE	REVISED	BY
B	22.10.2021	BY ARCHITECT COMMENT	AN
A	04.10.2021	BY ARCHITECT COMMENT	AN
-	30.08.2021	BY ARCHITECT COMMENT	AN

CLIENT :
MARBLE EDGE INVESTMENT LTD.

ARCHITECT :
RONALD LU & PARTNERS
ARCHITECTS | PLANNERS | INTERIOR DESIGNERS

STRUCTURAL ENGINEER :
CMA C-M WONG & ASSOCIATES LTD
111, 1102, 1102, 1102

FAÇADE CONSULTANT :
Inhabit Inhabit Group
Hong Kong
http://www.inhabitgroup.com

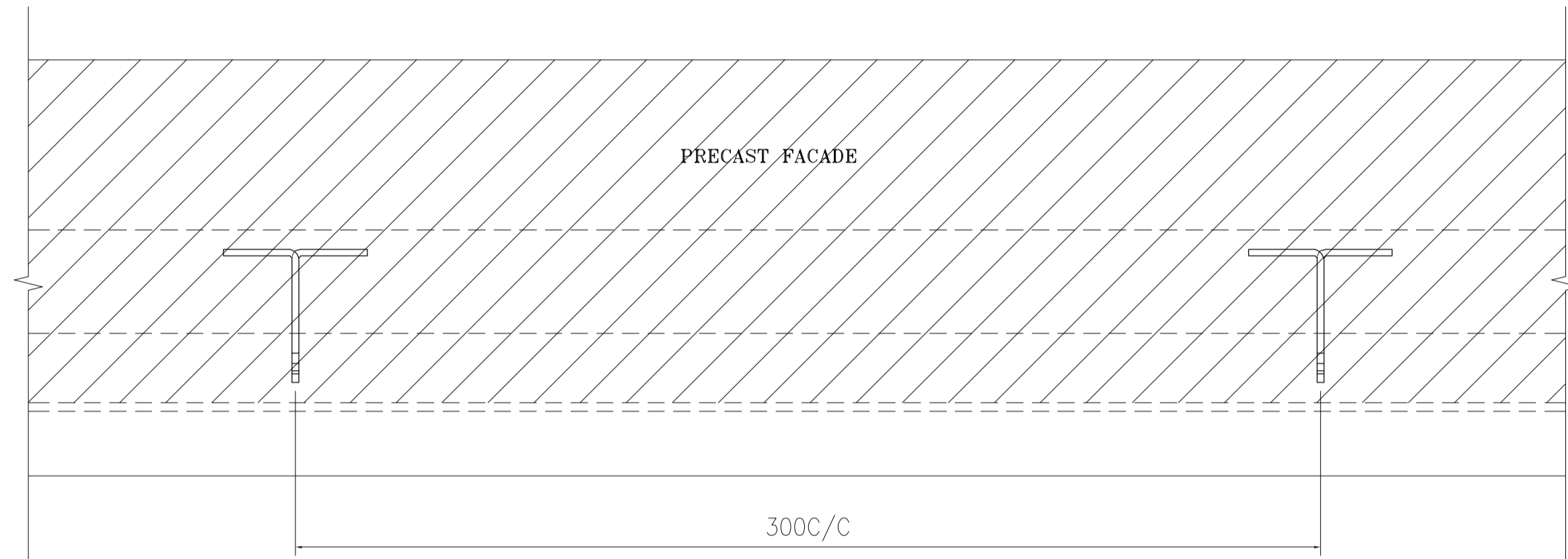
MAIN CONTRACTOR :
裕民建築有限公司

美特鋁質有限公司
MIDI ALUMINIUM FABRICATOR LTD.
Units 6-8, Sunray Industrial Centre, 1/F
610 Cha Kwo Ling Road, Kowloon
Tel: 23489211-4 Fax: (852) 27727666

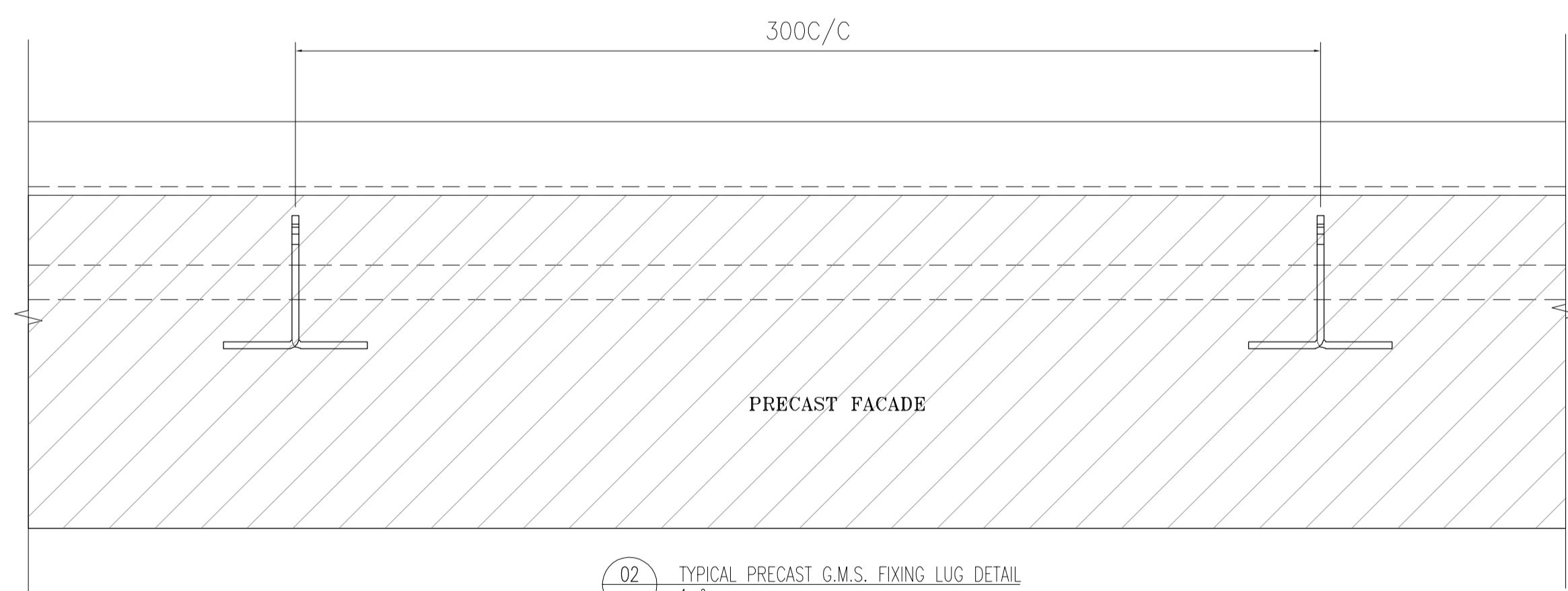
PROJECT :
PROPOSED RESIDENTIAL DEVELOPMENT AT NEW KOWLOON INLAND LOT. NO.6552

TITLE :
TYPICAL DETAIL FOR
PRECAST ALUM. WINDOW

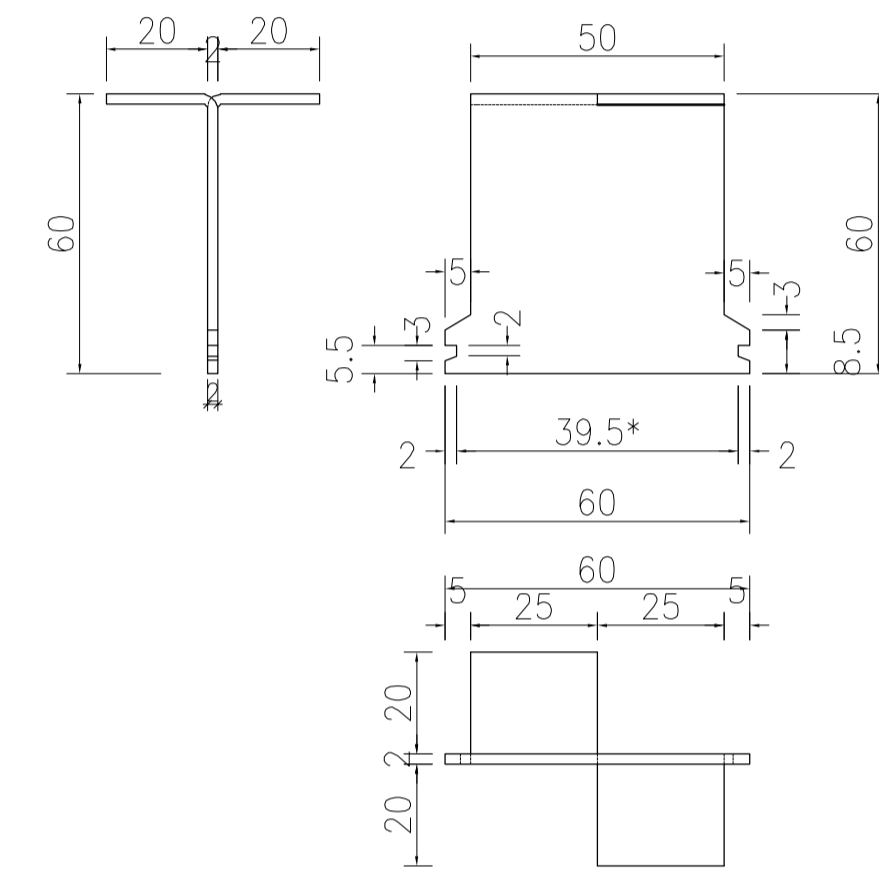
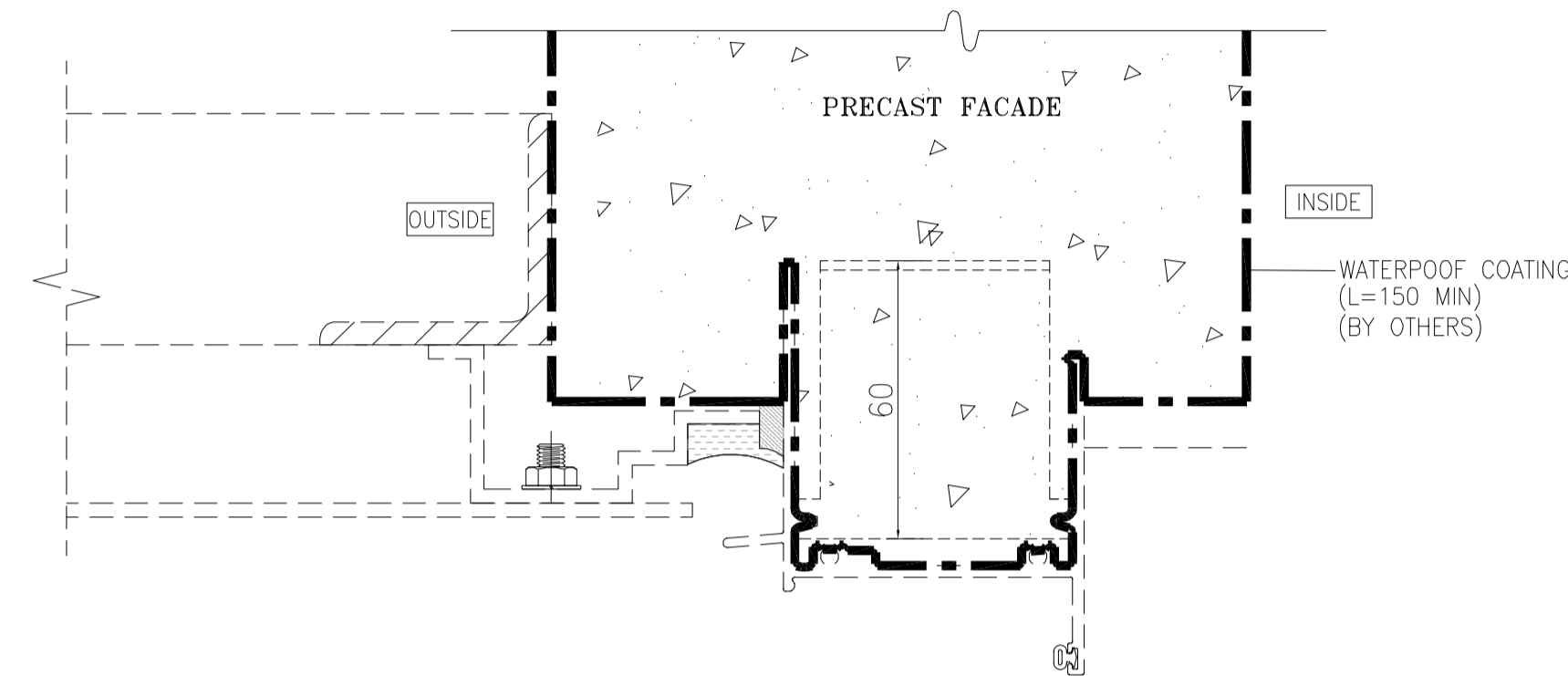
JOB NO. : J-857
DRAWN BY : Asing DATE : 2021-08-30
CHKD BY : SCALE A1: 1:3 A3: 1:3
DWG. NO. : J857-PW-5002 REV. : B



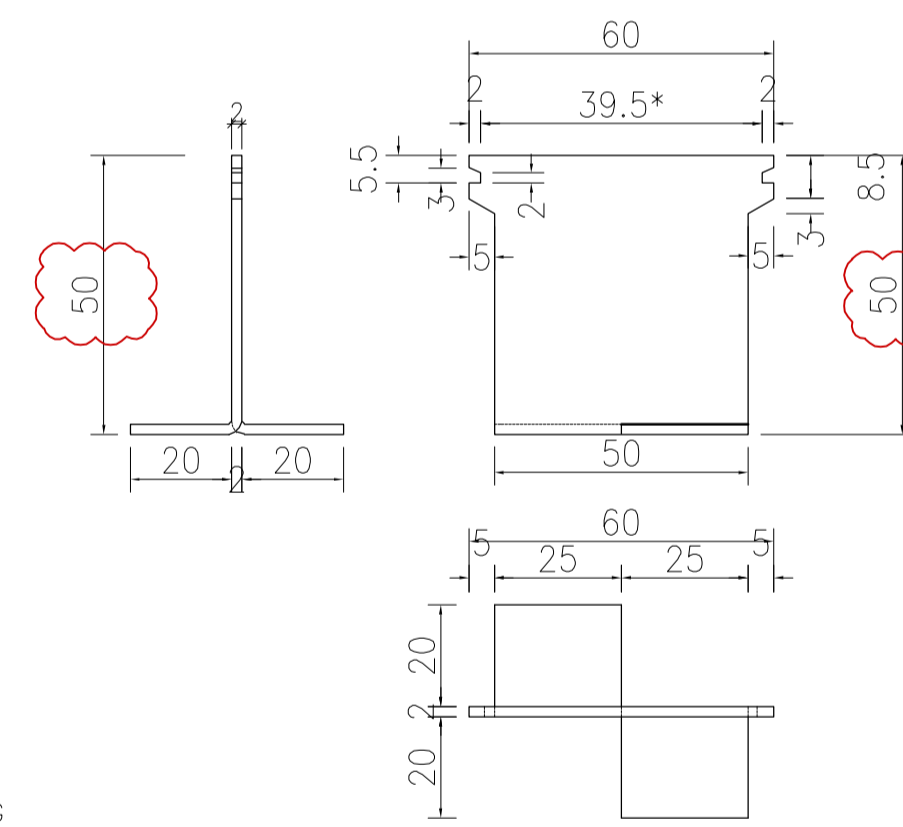
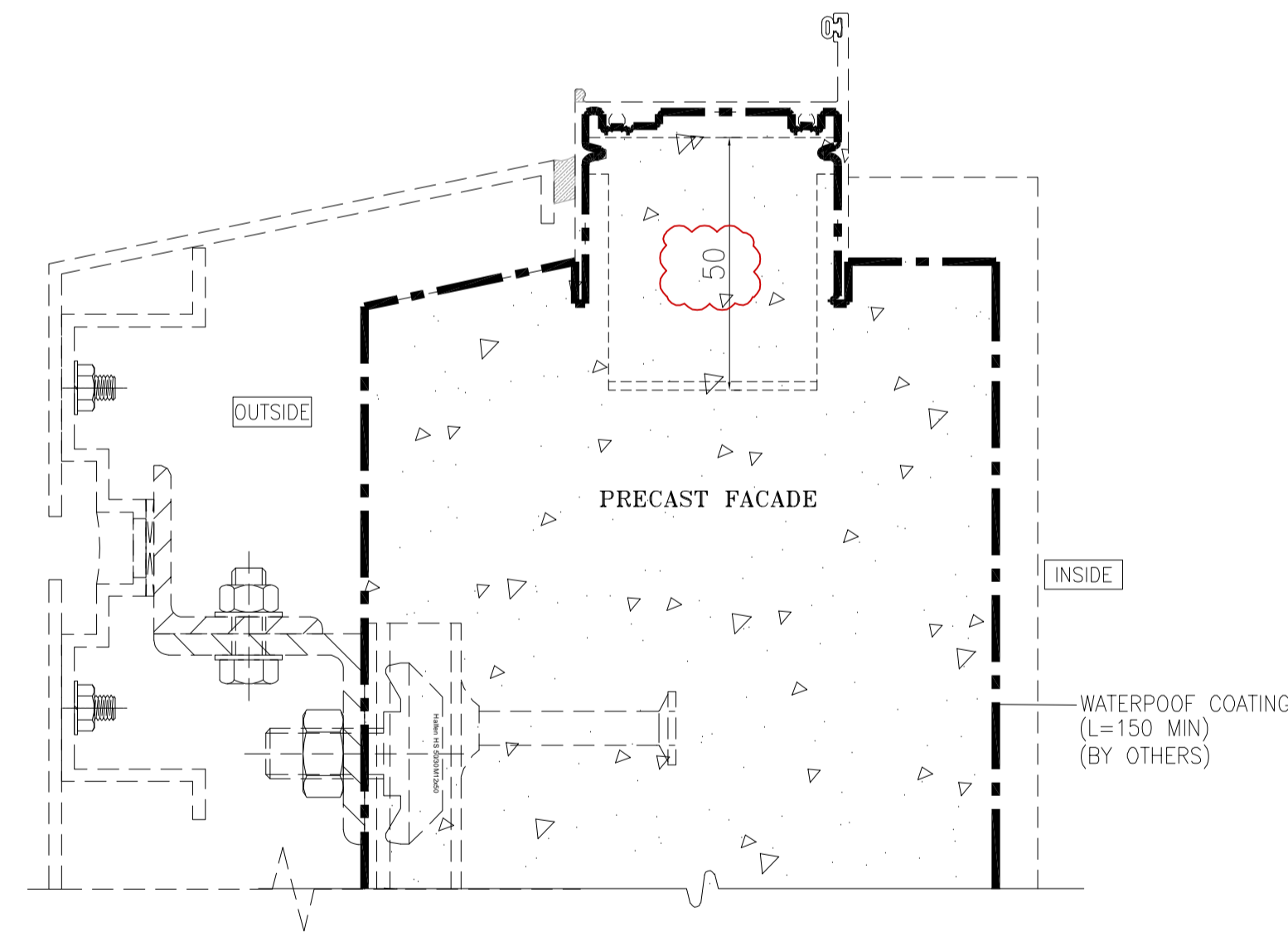
01 TYPICAL PRECAST G.M.S. FIXING LUG DETAIL
1:2



02 TYPICAL PRECAST G.M.S. FIXING LUG DETAIL
1:2



03 TYPICAL G.M.S. FIXING LUG DETAIL
1:2



03a TYPICAL G.M.S. FIXING LUG DETAIL
1:2

B.D. REF :
F.S.D. REF :
Note :
1. All dimensions are in mm.
2. All elevations are viewed from outside.
3. All dimensions to be verified on site before fabrication.

GENERAL NOTES
Legend :
1. F.F.L.-- Finished Floor Level
2. S.F.L.-- Structural Floor Level
3. (R) -- Reversed Detail

X1 -- DETAIL MARK NO.
X001 -- REFER SHEET NO.

NO.	DATE	REVISED	BY
D	29.11.2021	BY ARCHITECT COMMENT	AN
C	27.10.2021	BY ARCHITECT COMMENT	AN
B	22.10.2021	BY ARCHITECT COMMENT	AN
A	04.10.2021	BY ARCHITECT COMMENT	AN
-	30.08.2021	BY ARCHITECT COMMENT	AN

CLIENT :
MARBLE EDGE INVESTMENT LTD.

ARCHITECT :
RONALD LU & PARTNERS
ARCHITECTS | PLANNERS | INTERIOR DESIGNERS

STRUCTURAL ENGINEER :
CMA C-M WONG & ASSOCIATES LTD
TEL: 9823 0202 9823 0202
E-mail: cma@cmawong.com

FACADE CONSULTANT :
Inhabit Inhabit Group Hong Kong
<http://www.inhabitgroup.com>

MAIN CONTRACTOR :
裕民建築有限公司

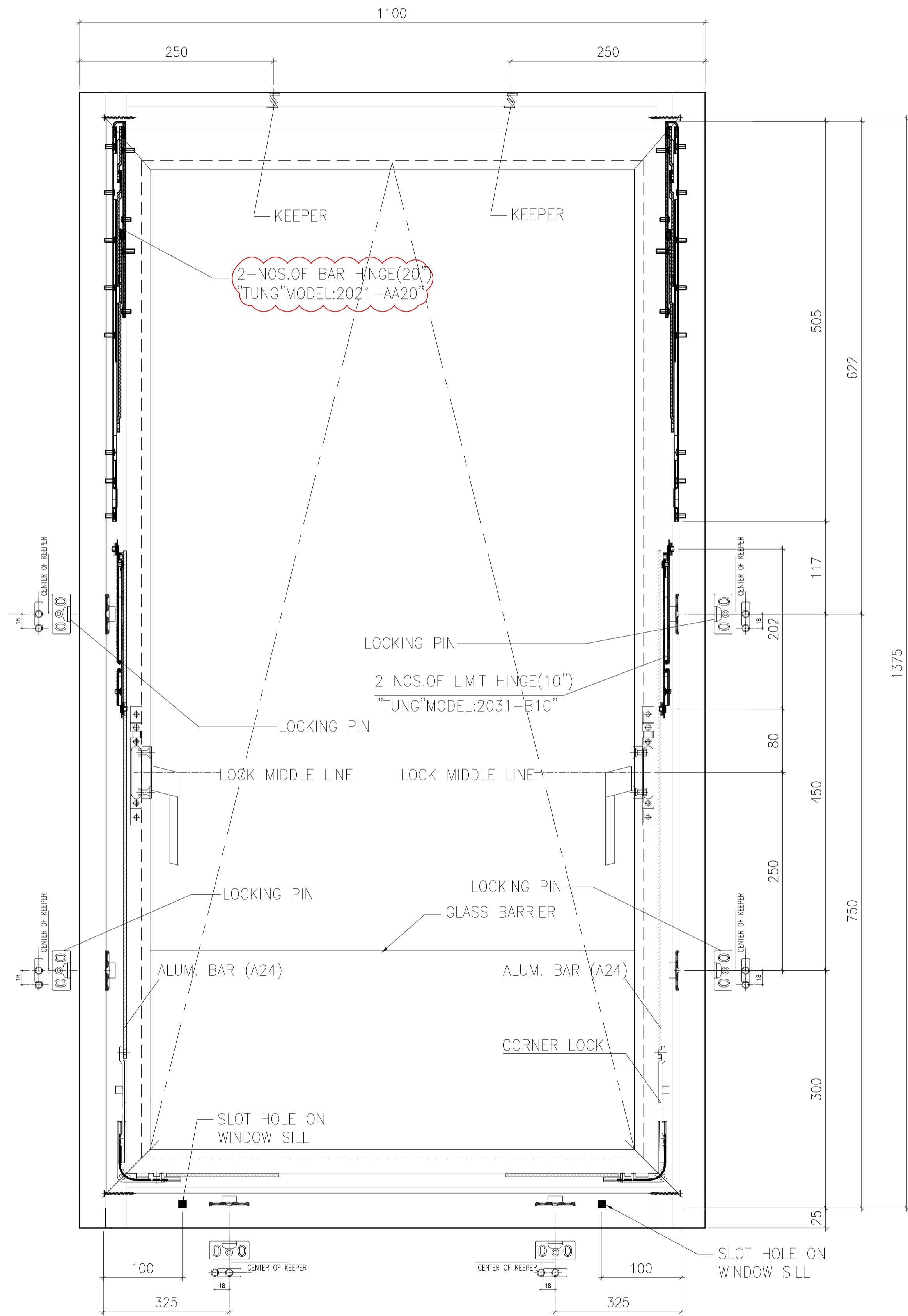
美特鋁質有限公司
MIDI ALUMINIUM FABRICATOR LTD.
Units 6-8, Sunray Industrial Centre, 1/F
610 Cha Kwo Ling Road, Kowloon
Tel: 23489211-4 Fax: (852) 27727666

PROJECT :
PROPOSED RESIDENTIAL DEVELOPMENT AT NEW KOWLOON INLAND LOT. NO.6552

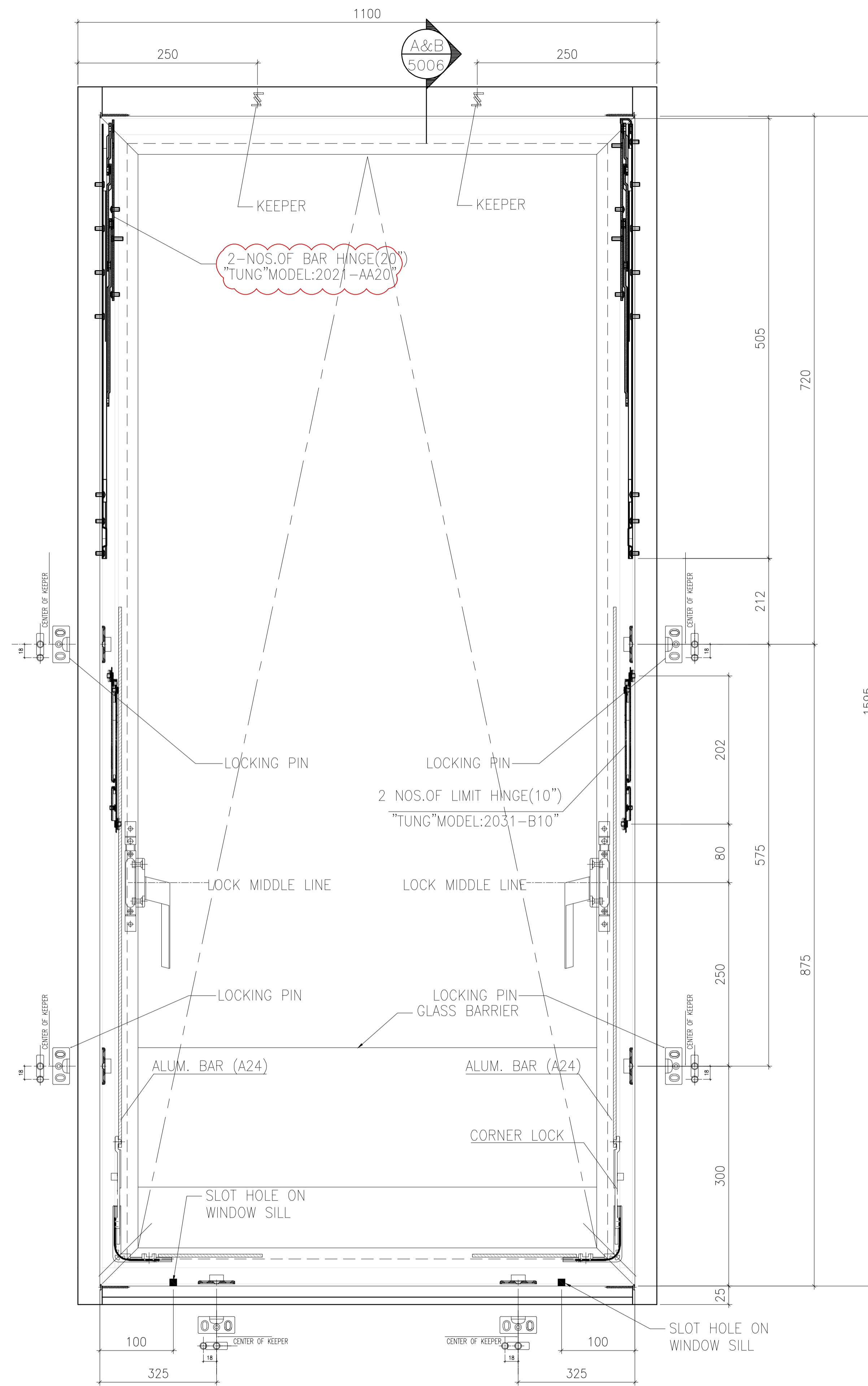
TITLE :
TYPICAL DETAIL FOR PRECAST ALUM. WINDOW

JOB NO. :	J-857
DRAWN BY :	Asing
DATE :	2021-08-30
CHKD BY :	SCALE A1: 1:3 A3: 1:3
DWG. NO. :	J857-PW-5003
REV. :	D

ULTIMATED CAPACITY OF LOCKING PIN(ASRP-13.8) = 3.98 kN
 ULTIMATED CAPACITY OF KEEPER(KMPI) = 1.89 kN



TOP HUNG WINDOW ELEVATION



TOP HUNG WINDOW ELEVATION

B.D. REF :
 F.S.D. REF :
 Note :
 1.All dimensions are in mm.
 2.All elevations are viewed from outside.
 3.All dimensions to be verified on site before fabrication.

GENERAL NOTES

Legend :
 1. F.F.L.-- Finished Floor Level
 2. S.F.L.-- Structural Floor Level
 3. (R) -- Reversed Detail

X1 -- DETAIL MARK NO.
 X001 -- REFER SHEET NO.

B	22.10.2021	BY ARCHITECT COMMENT	AN
A	04.10.2021	BY ARCHITECT COMMENT	AN
-	30.08.2021	BY ARCHITECT COMMENT	AN
NO.	DATE	REVISED	BY

CLIENT :
MARBLE EDGE INVESTMENT LTD.

ARCHITECT :
RONALD LU & PARTNERS
 ARCHITECTS | PLANNERS | INTERIOR DESIGNERS

STRUCTURAL ENGINEER :
CMA C-M WONG & ASSOCIATES LTD
 111, 1102-1103 HO JOO

FACADE CONSULTANT :
Inhabit Inhabit Group Hong Kong
 http://www.inhabitgroup.com

MAIN CONTRACTOR :
裕民建築有限公司

美特鋁質有限公司
 MIDI ALUMINIUM FABRICATOR LTD.
 Units 6-8, Sunray Industrial Centre, 1/F
 610 Cha Kwo Ling Road, Kowloon
 Tel:23489211-4 Fax:(852)27727666

PROJECT :
PROPOSED RESIDENTIAL DEVELOPMENT AT NEW KOWLOON INLAND LOT. NO.6552

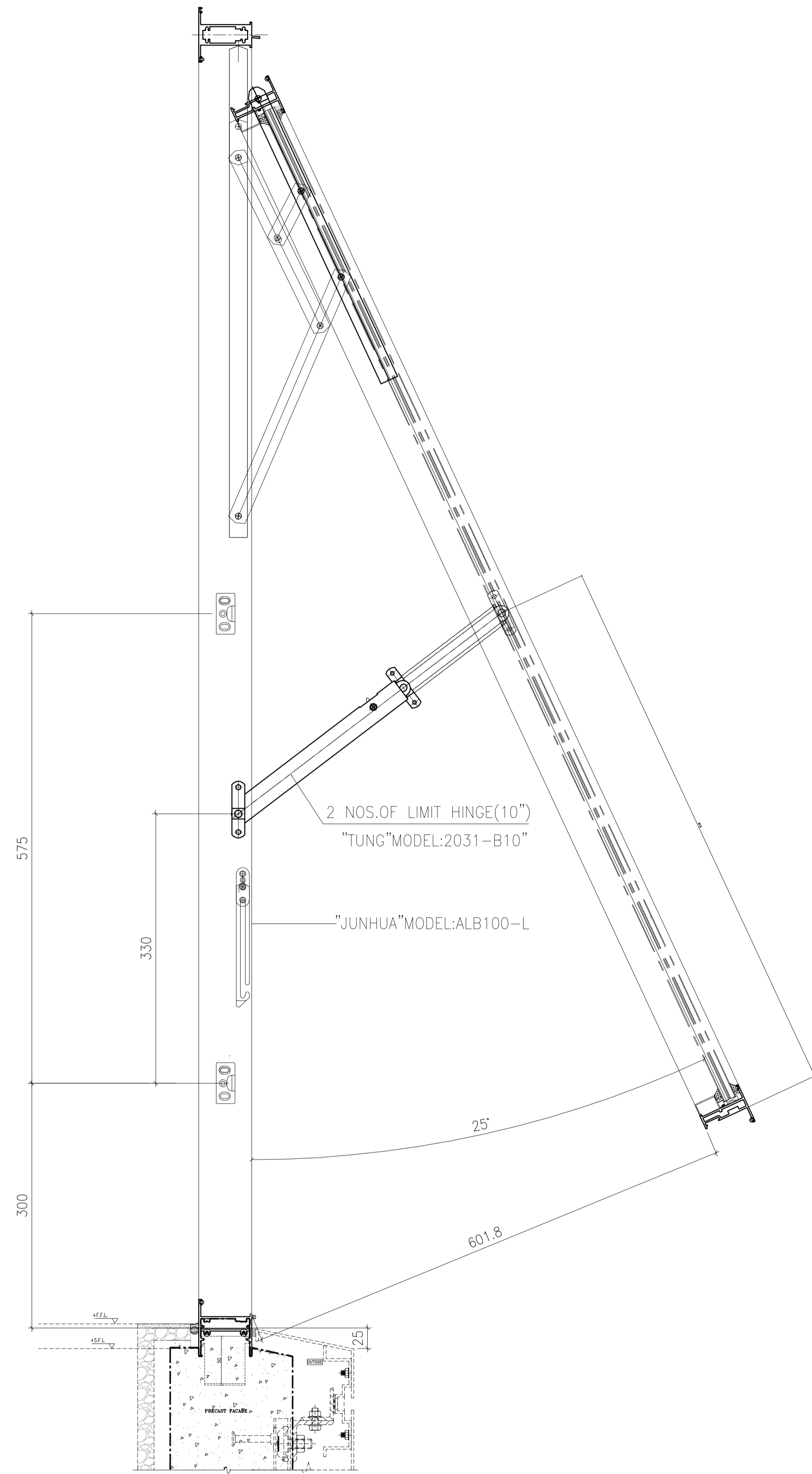
TITLE :
 TYPICAL DETAIL FOR PRECAST ALUM. WINDOW

JOB NO. : J-857

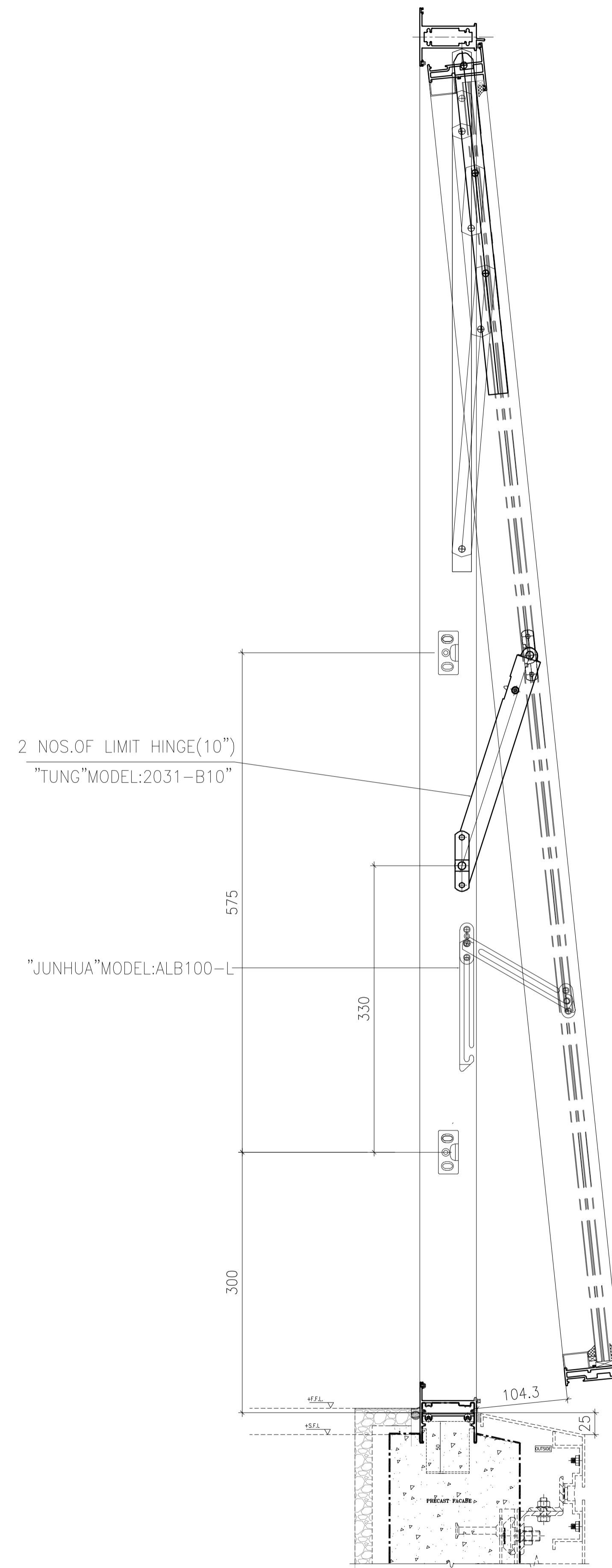
DRAWN BY : Asing DATE : 2021-08-30

CHKD BY : SCALE A1: A3: 1:8

DWG. NO. : **J857-PW-5005** REV. : B



"A-A"TOP HUNG WINDOW SECTION



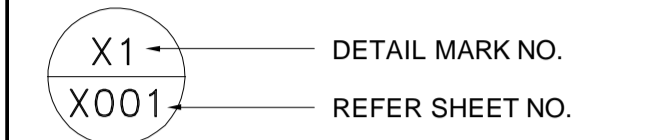
"B-B"TOP HUNG WINDOW SECTION

B.D. REF :
F.S.D. REF :

Note :
1.All dimensions are in mm.
2.All elevations are viewed from outside.
3.All dimensions to be verified on site before fabrication.

GENERAL NOTES

- Legend :
- 1. F.F.L.-- Finished Floor Level
 - 2. S.F.L.-- Structural Floor Level
 - 3. (R) -- Reversed Detail



NO.	DATE	REVISED	BY
A	29.11.2021	-	AN
-	22.10.2021	BY ARCHITECT COMMENT	AN

CLIENT :
MARBLE EDGE INVESTMENT LTD.

ARCHITECT :
RONALD LU & PARTNERS
ARCHITECTS | PLANNERS | INTERIOR DESIGNERS

STRUCTURAL ENGINEER :
CMA C-M WONG & ASSOCIATES LTD
TEL: 9870 2022 9870
E-mail: cma@cmawong.com

FACADE CONSULTANT :
Inhabit Inhabit Group
Hong Kong
<http://www.inhabitgroup.com>

MAIN CONTRACTOR :
裕民建築有限公司

美特鋁質有限公司
MIDI ALUMINIUM FABRICATOR LTD.
Units 6-8, Sunray Industrial Centre, 1/F
610 Cha Kwo Ling Road, Kowloon
Tel:23489211-4 Fax:(852)27727666

PROJECT :
PROPOSED RESIDENTIAL DEVELOPMENT AT NEW KOWLOON INLAND LOT. NO.6552

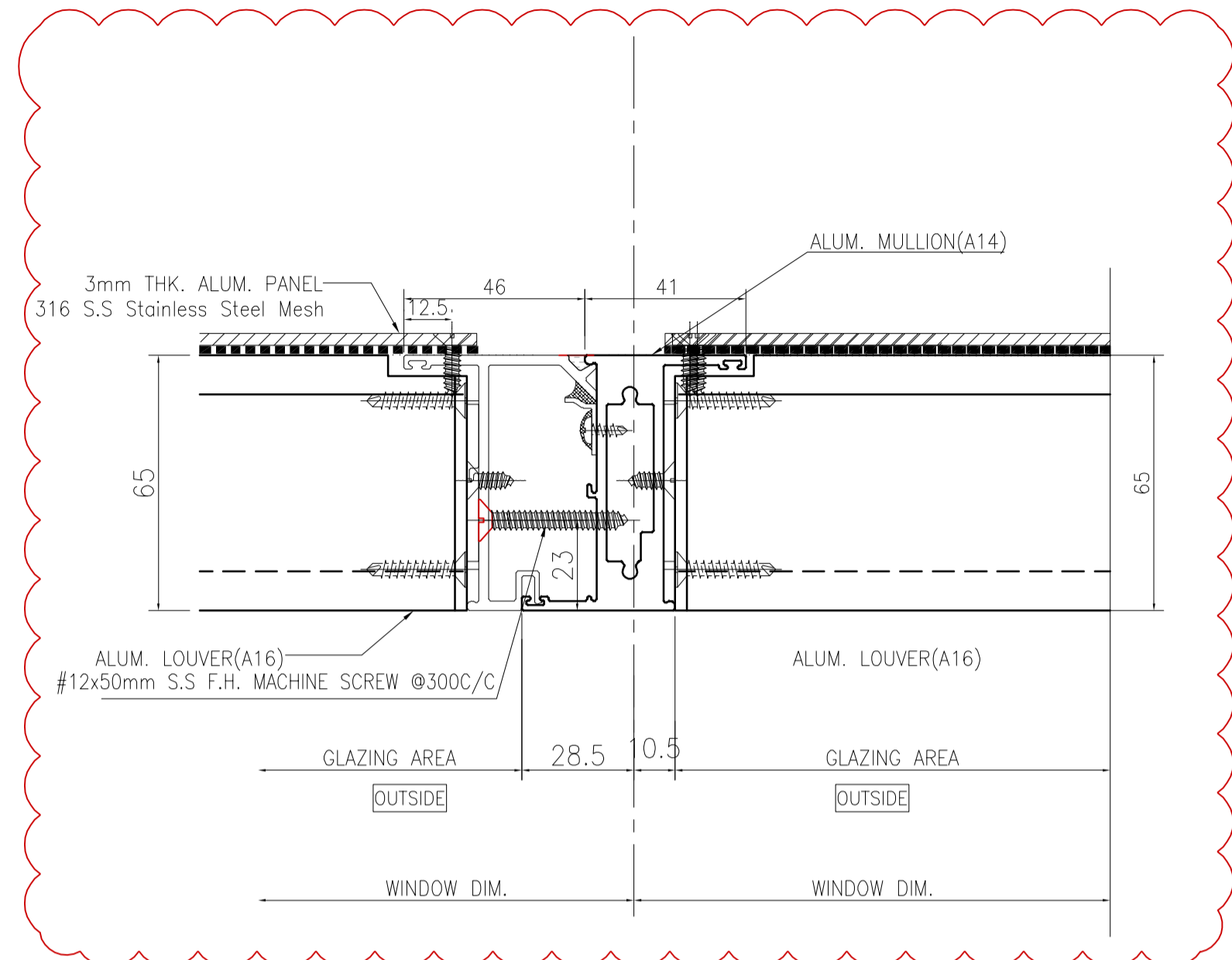
TITLE :
TYPICAL DETAIL FOR PRECAST ALUM. WINDOW

JOB NO. : J-857

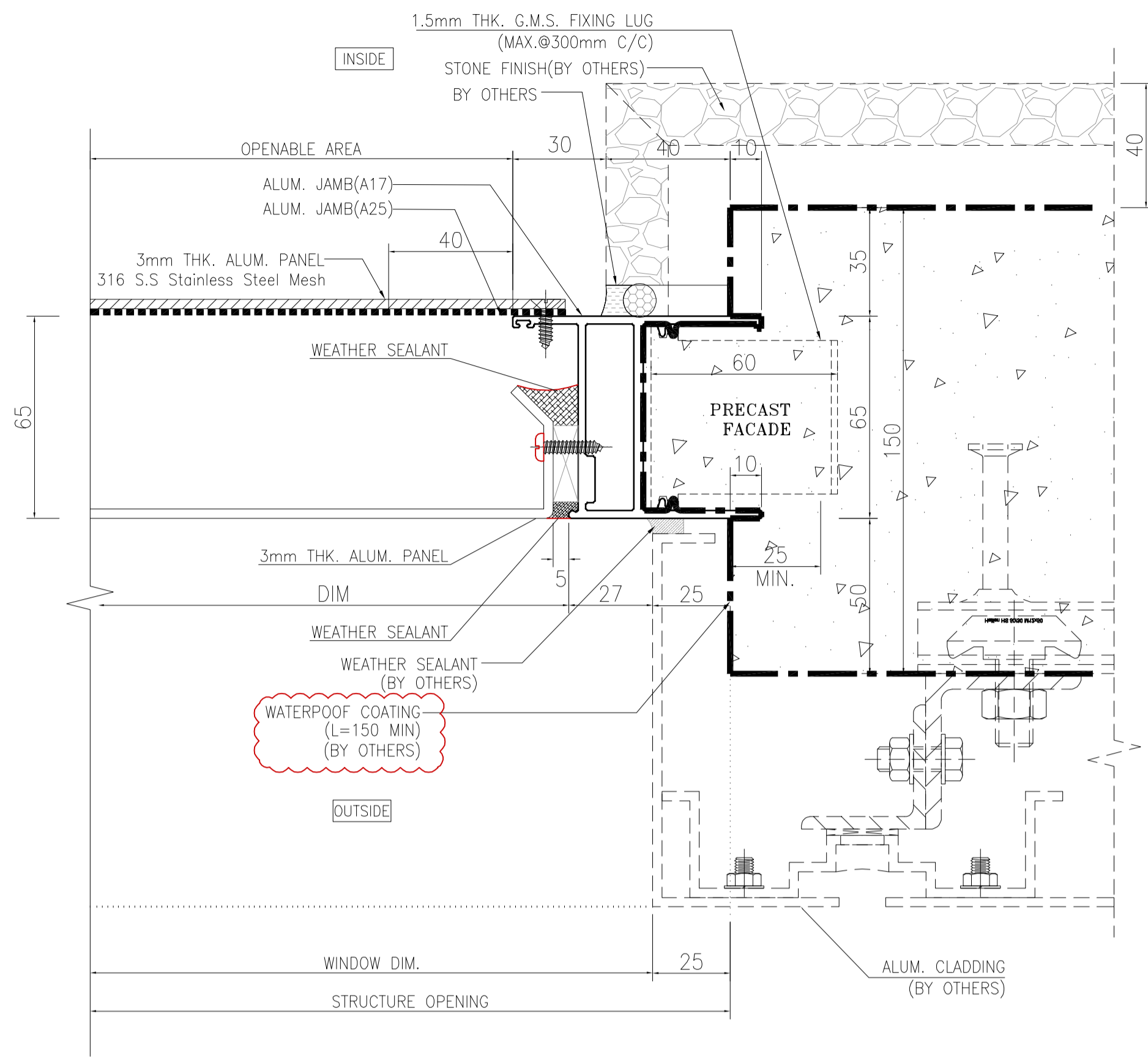
DRAWN BY : Asing DATE : 22/10/2021

CHKD BY : SCALE A1: A3: 1:8

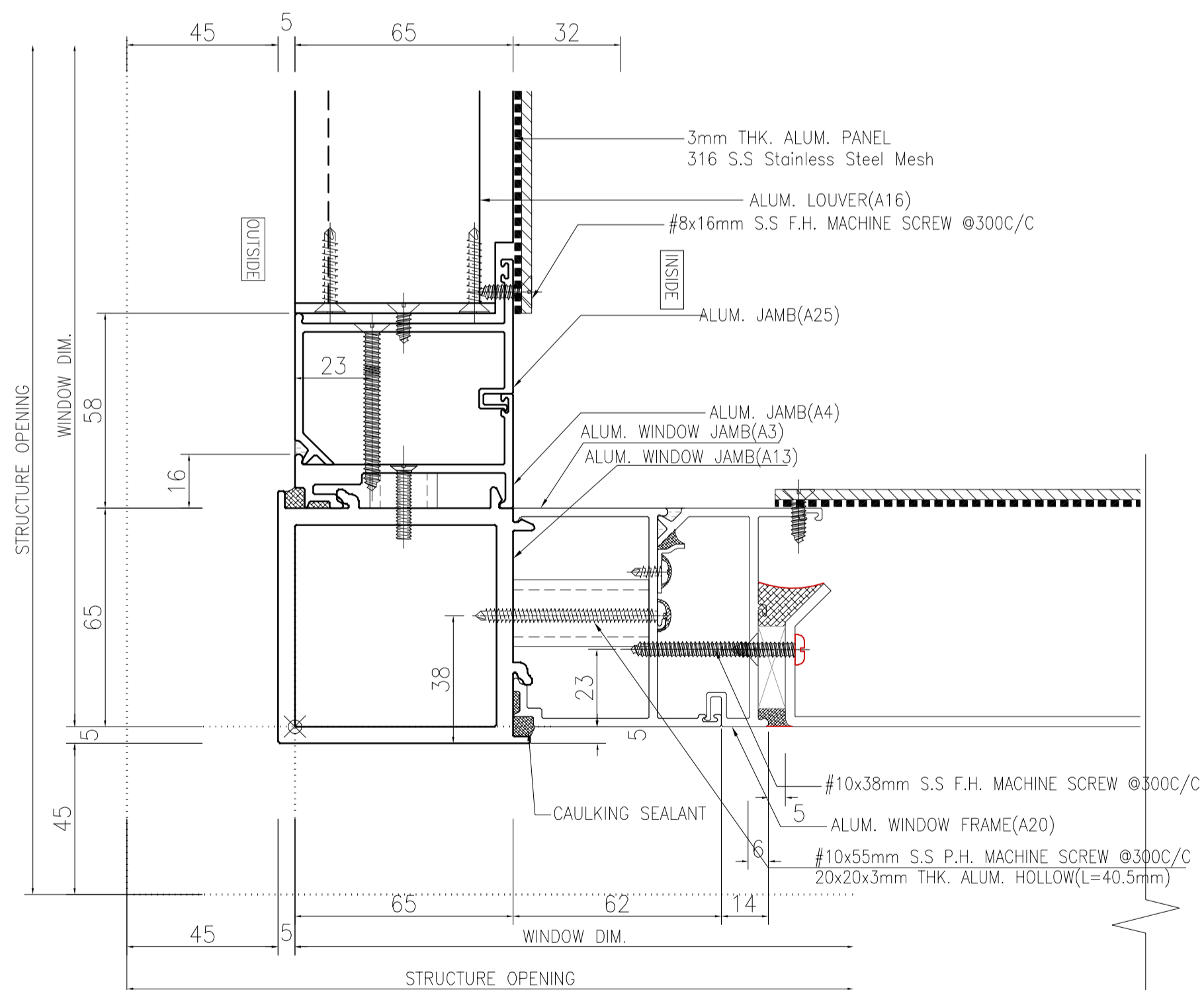
DWG. NO. : **J857-PW-5006** REV. : A



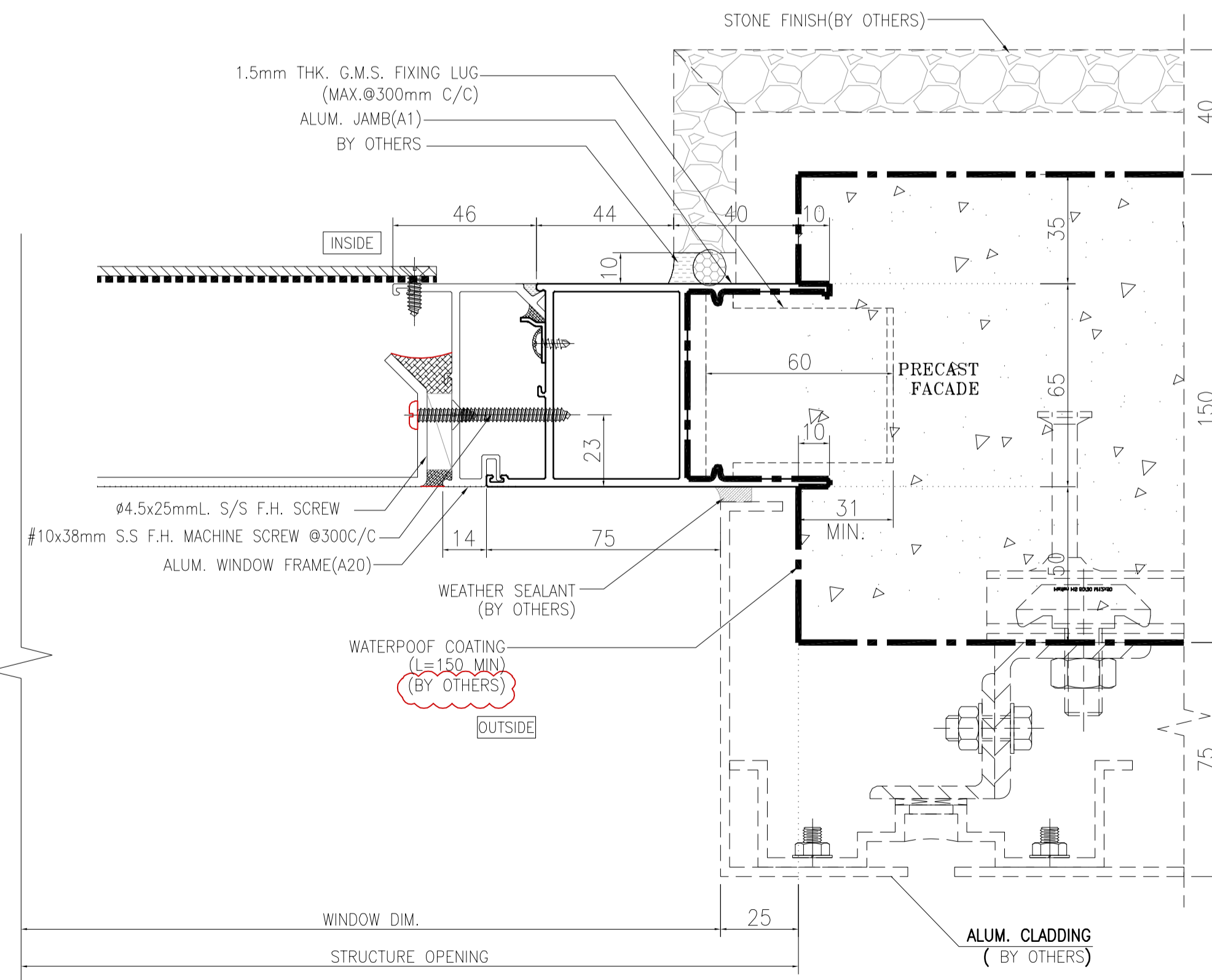
1
5007 HORIZONTAL DETAIL
MULLION OF FIXED WINDOW
(LOUVER ABOVE FIXED PANEL)



2
5007 HORIZONTAL DETAIL
LOUVRE
(ABOVE FIXED PANEL)

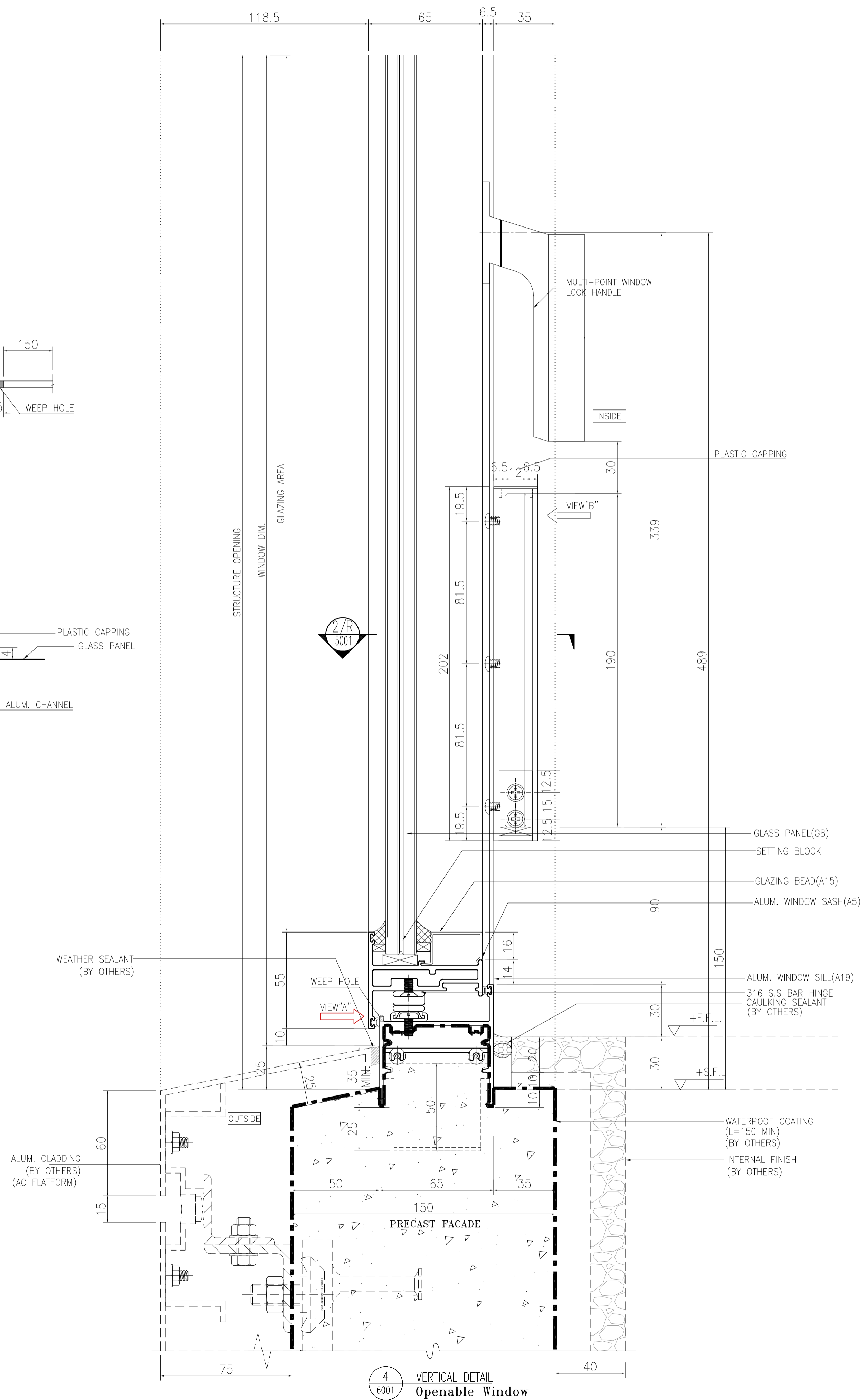
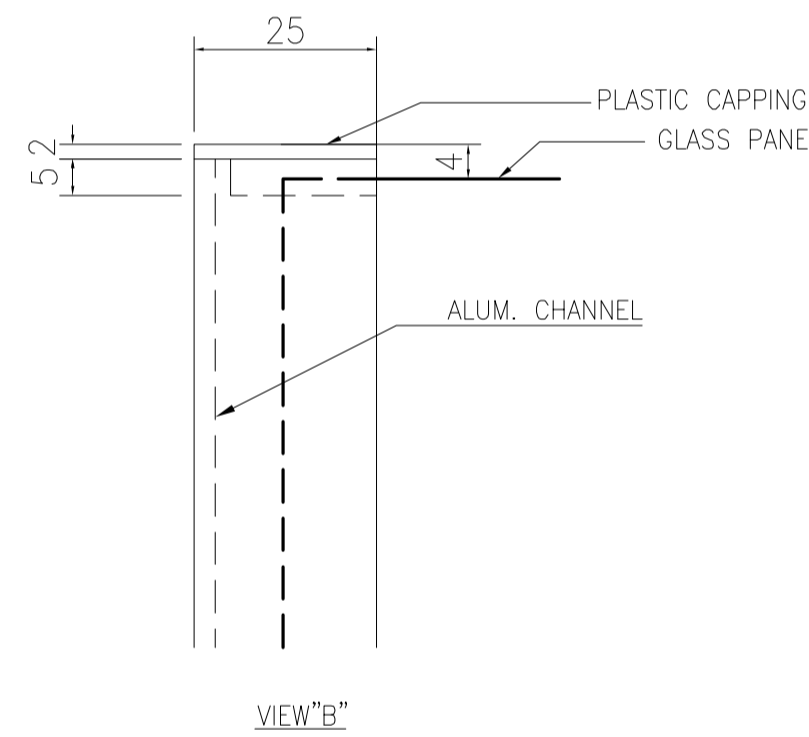
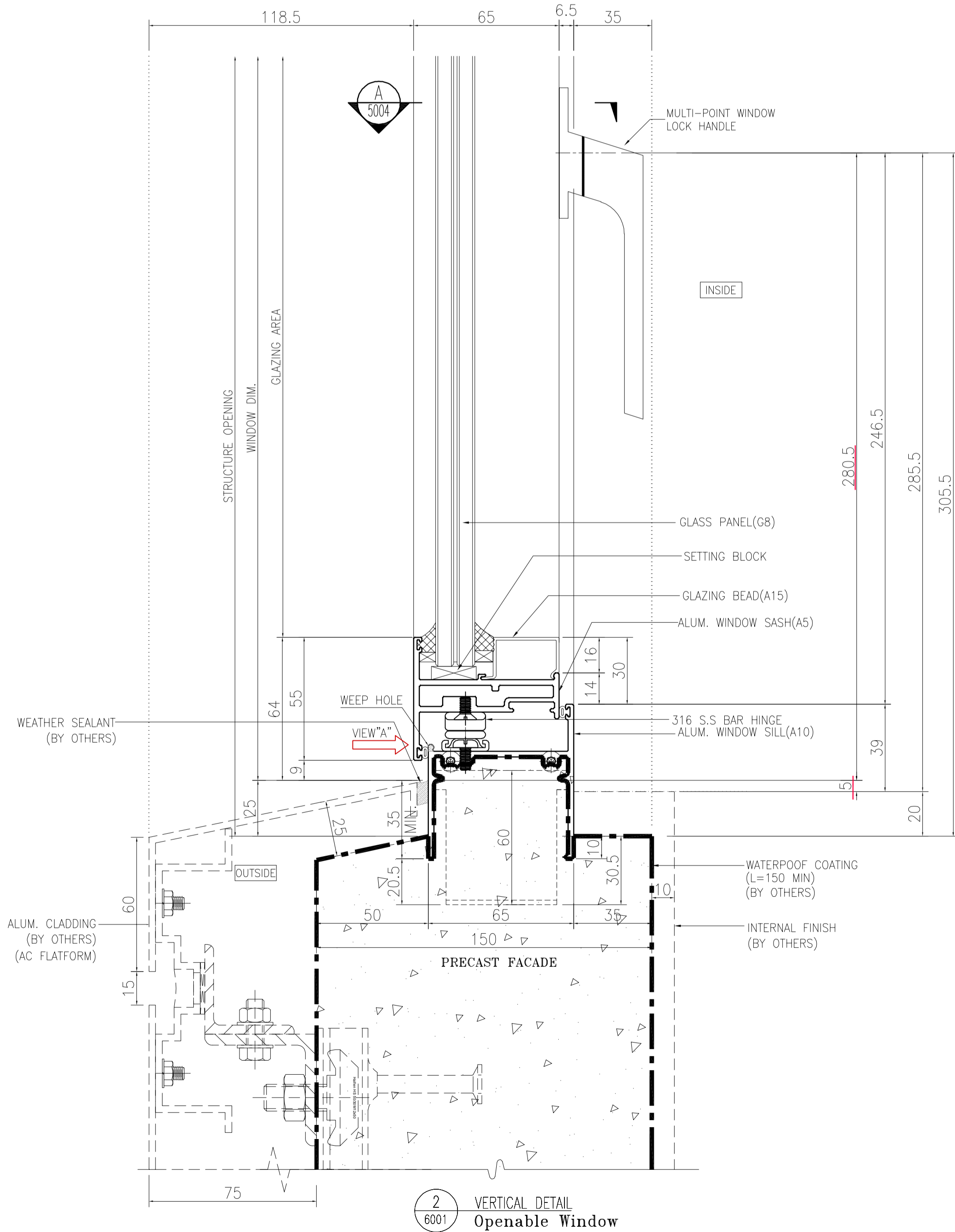
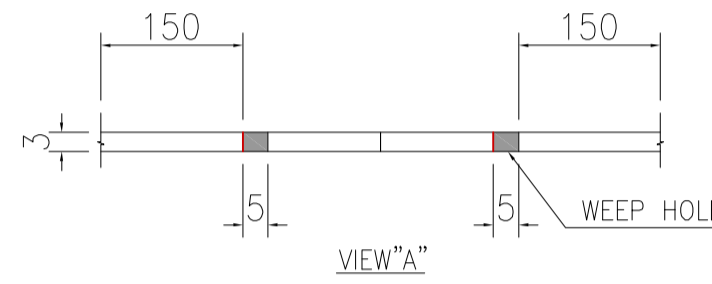
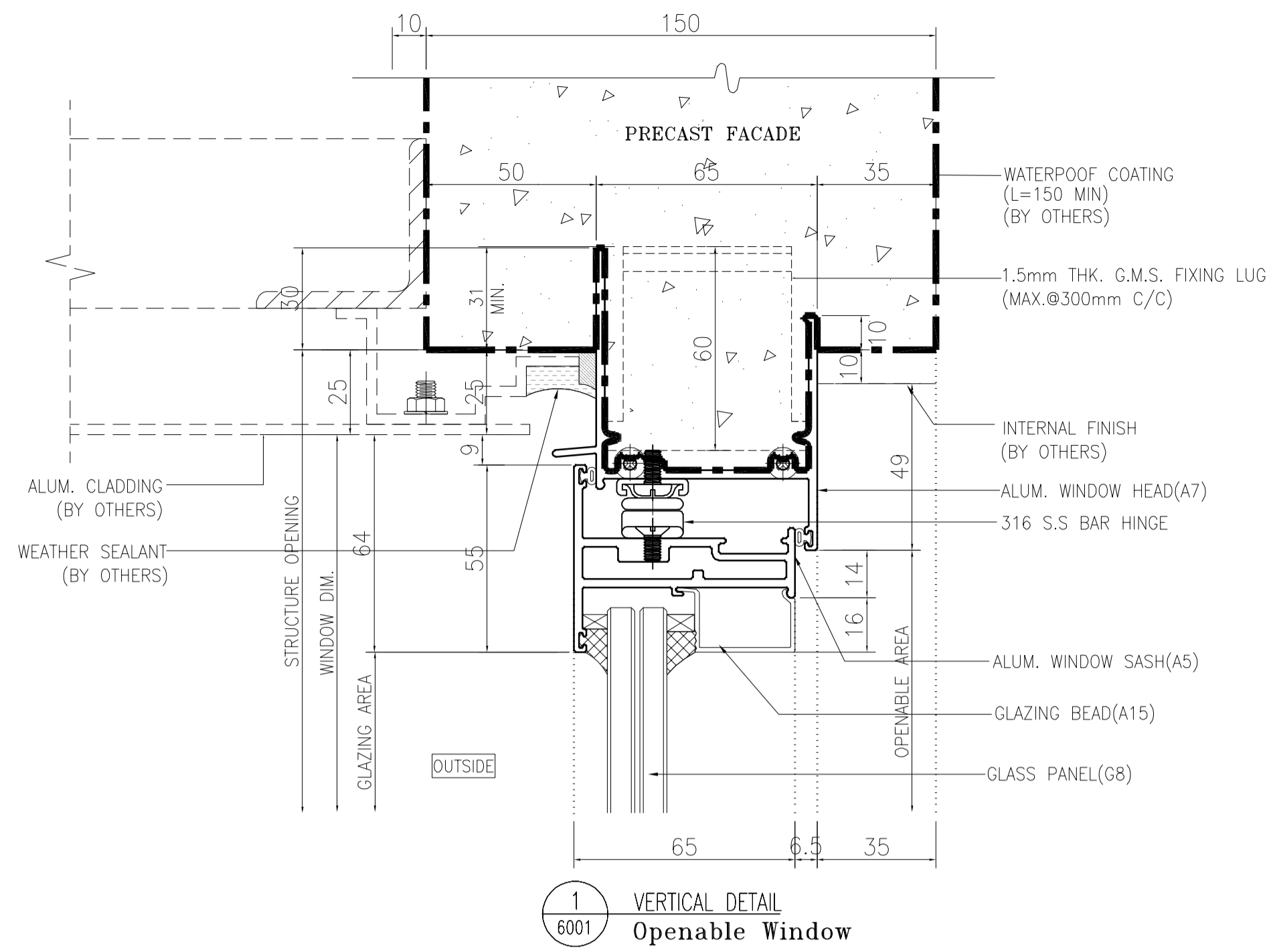


3/R
5007 HORIZONTAL DETAIL
MULLION OF FIXED WINDOW
(LOUVER ABOVE FIXED PANEL)



4/R
5007 HORIZONTAL DETAIL
LOUVRE
(ABOVE FIXED PANEL)

B.D. REF :			
F.S.D. REF :			
Note :			
1.All dimensions are in mm.			
2.All elevations are viewed from outside.			
3.All dimensions to be verified on site before fabrication.			
GENERAL NOTES			
Legend :			
1. F.F.L.-- Finished Floor Level			
2. S.F.L.-- Structural Floor Level			
3. (R) -- Reversed Detail			
X1		DETAIL MARK NO.	
X001		REFER SHEET NO.	
A	01.03.2022	BY ARCHITECT COMMENT	AN
-	29.10.2021	BY ARCHITECT COMMENT	AN
NO.	DATE	REVISED	BY
CLIENT :			
MARBLE EDGE INVESTMENT LTD.			
ARCHITECT :			
RONALD LU & PARTNERS ARCHITECTS PLANNERS INTERIOR DESIGNERS			
STRUCTURAL ENGINEER :			
CMA C-M WONG & ASSOCIATES LTD TEL: 9802 0822 9808 E-mail:			
FACADE CONSULTANT :			
Inhabit Inhabit Group Hong Kong http://www.inhabitgroup.com			
MAIN CONTRACTOR :			
裕民建築有限公司			
PROJECT :			
PROPOSED RESIDENTIAL DEVELOPMENT AT NEW KOWLOON INLAND LOT. NO.6552			
TITLE :			
TYPICAL DETAIL FOR PRECAST ALUM. WINDOW			
JOB NO. : J-857			
DRAWN BY : Asing		DATE : 2021-08-30	
CHKD BY :		SCALE A1: 1:3 A3: 1:3	
DWG. NO. : J857-PW-5007			REV. : -



B.D. REF :
F.S.D. REF :
Note :
1. All dimensions are in mm.
2. All elevations are viewed from outside.
3. All dimensions to be verified on site before fabrication.

GENERAL NOTES

Legend :
1. F.F.L.-- Finished Floor Level
2. S.F.L.-- Structural Floor Level
3. (R) -- Reversed Detail

X1 -- DETAIL MARK NO.
X001 -- REFER SHEET NO.

NO.	DATE	REVISED	BY
D	16.12.2021	BY ARCHITECT COMMENT	AN
C	05.11.2021	BY ARCHITECT COMMENT	AN
B	22.10.2021	BY ARCHITECT COMMENT	AN
A	04.10.2021	BY ARCHITECT COMMENT	AN
-	30.08.2021	BY ARCHITECT COMMENT	AN

CLIENT :
MARBLE EDGE INVESTMENT LTD.

ARCHITECT :
RONALD LU & PARTNERS
ARCHITECTS | PLANNERS | INTERIOR DESIGNERS

STRUCTURAL ENGINEER :
CMA C-M WONG & ASSOCIATES LTD
TEL: (852) 2322 1000
E-mail: cma@cmawong.com

FACADE CONSULTANT :
Inhabit Inhabit Group
Hong Kong
http://www.inhabitgroup.com

MAIN CONTRACTOR :
裕民建築有限公司

美特鋁質有限公司
MIDI ALUMINIUM FABRICATOR LTD.
Units 6-8, Sunray Industrial Centre, 1/F
610 Cha Kwo Ling Road, Kowloon
Tel: 23489211-4 Fax: (852) 27727666

PROJECT :
PROPOSED RESIDENTIAL DEVELOPMENT AT NEW KOWLOON INLAND LOT. NO.6552

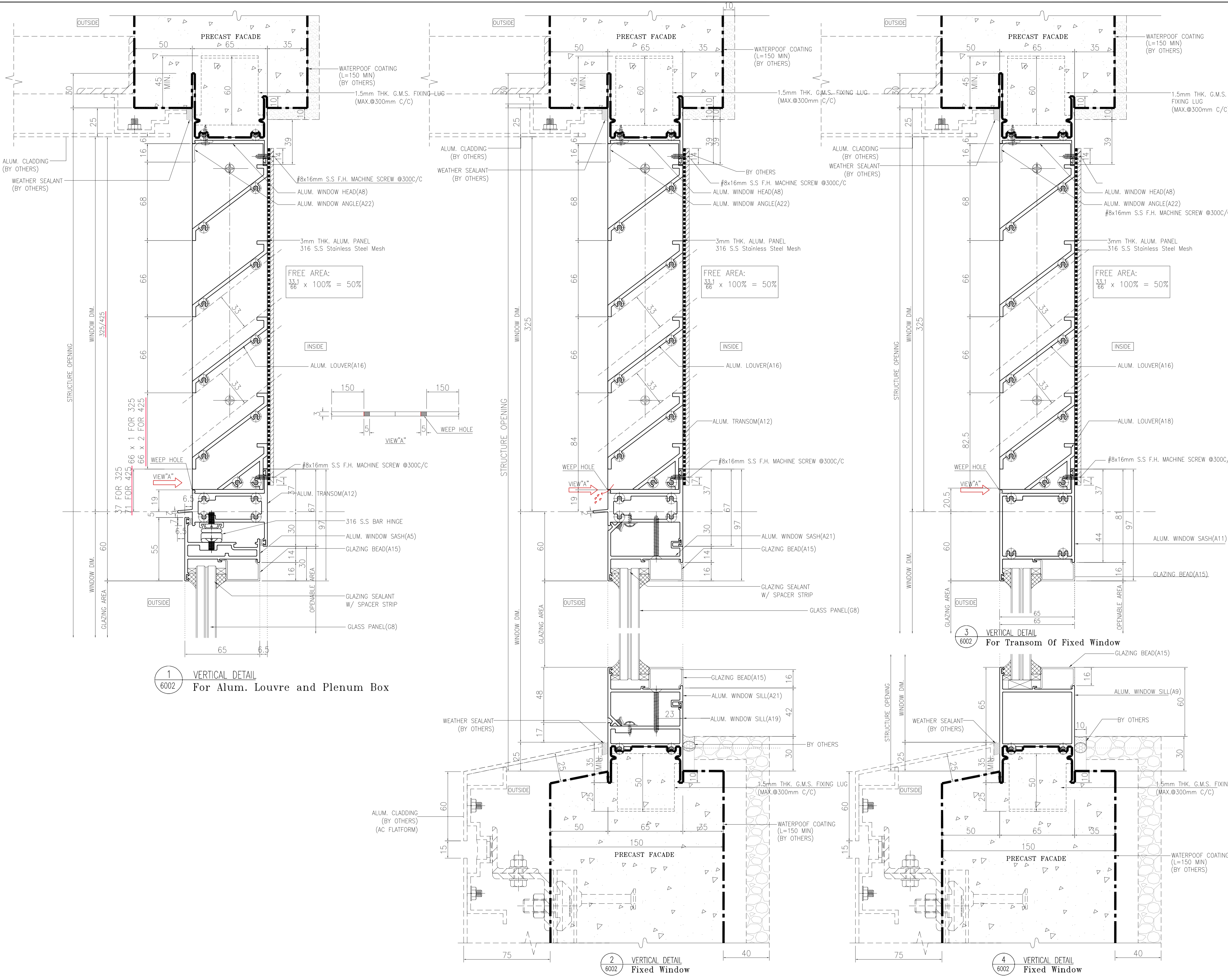
TITLE :
TYPICAL DETAIL FOR PRECAST ALUM. WINDOW

JOB NO. : J-857

DRAWN BY : Asing DATE : 2021-08-30

CHKD BY : SCALE A1: A3: 1:3

DWG. NO. : J857-PW-6001 REV. : D



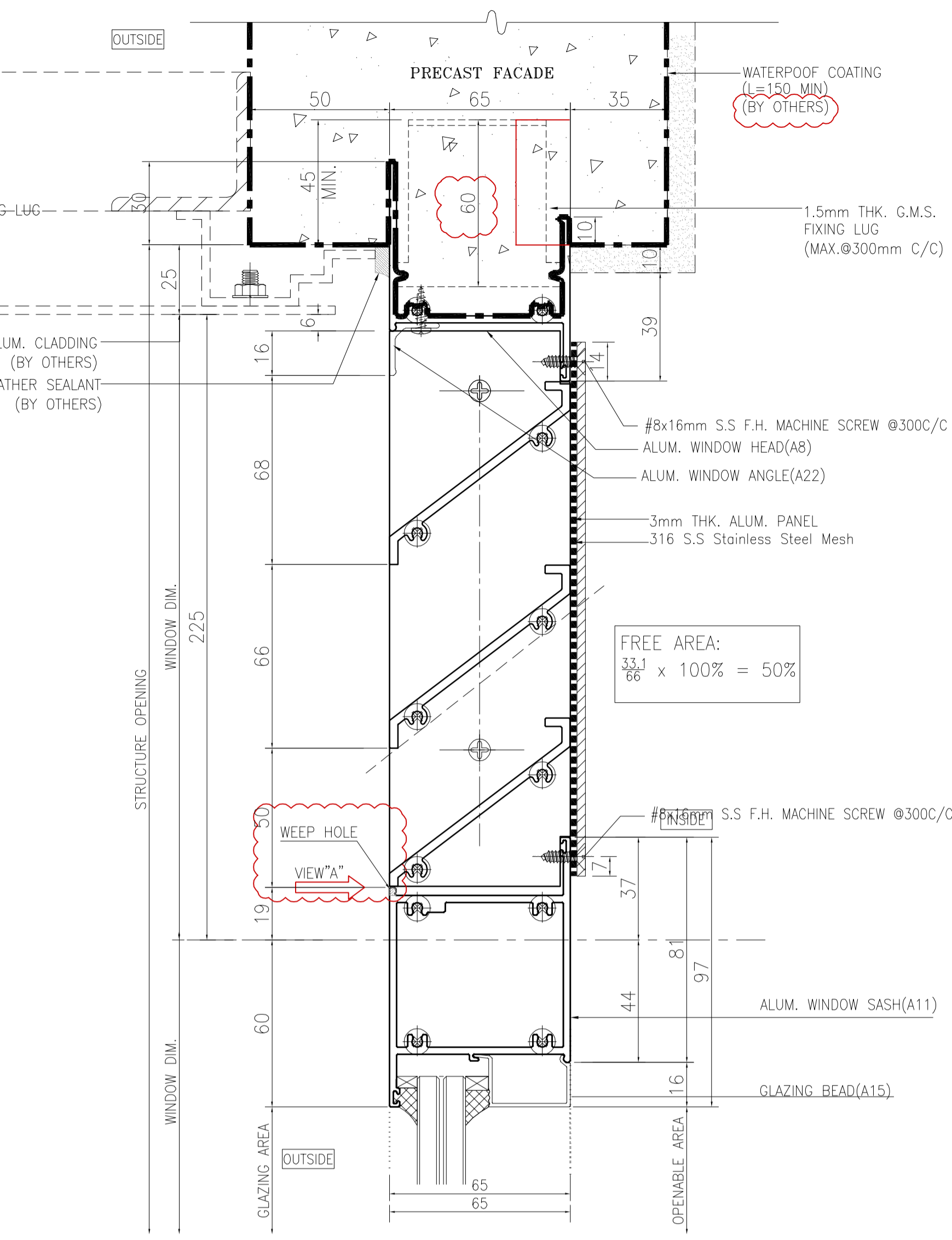
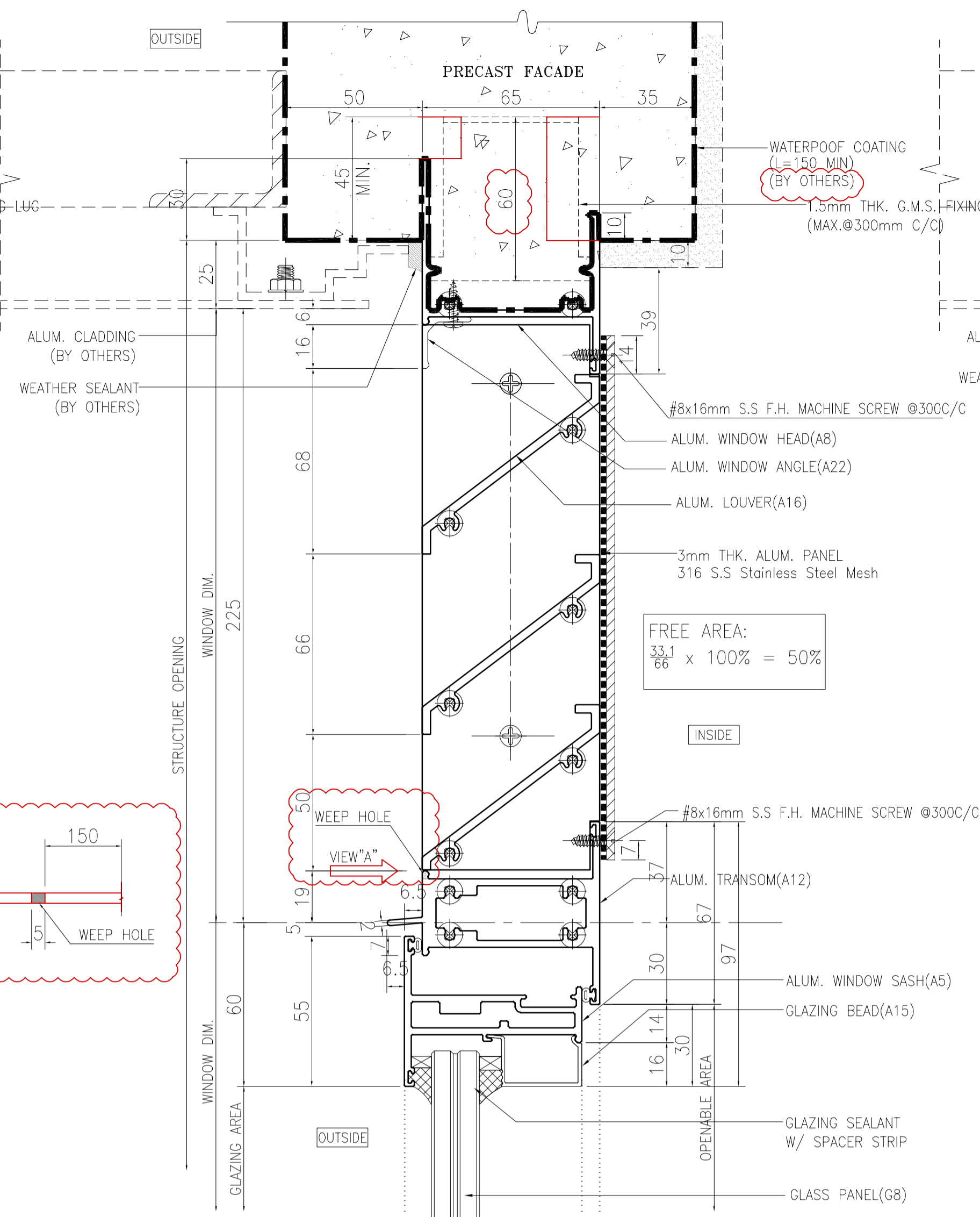
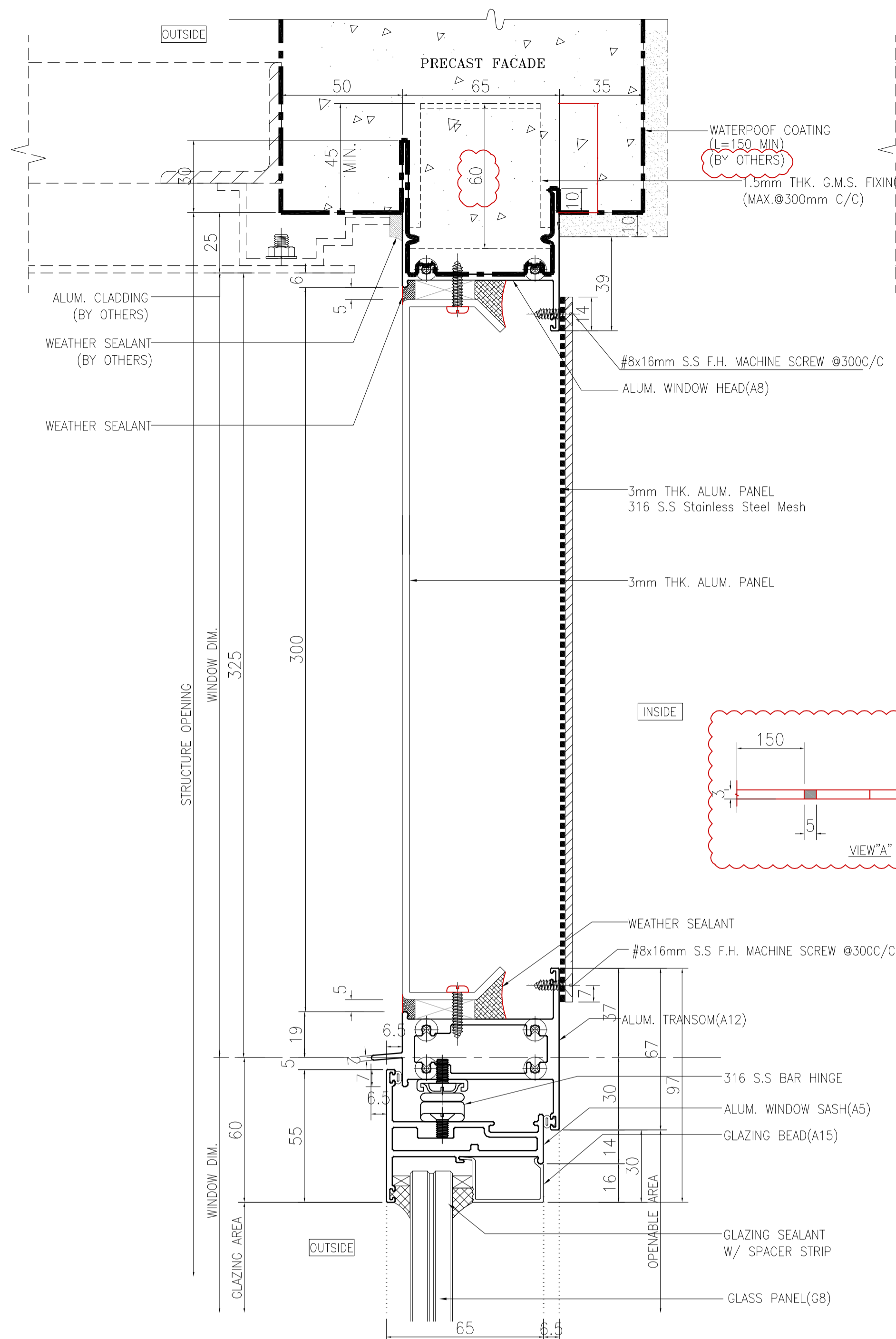
1 VERTICAL DETAIL
6002 For Alum. Louvre and Plenum Box

2 VERTICAL DETAIL
6002 Fixed Window

3 VERTICAL DETAIL
6002 For Transom Of Fixed Window

4 VERTICAL DETAIL
6002 Fixed Window

B.D. REF :			
F.S.D. REF :			
Note :			
1.All dimensions are in mm.			
2.All elevations are viewed from outside.			
3.All dimensions to be verified on site before fabrication.			
GENERAL NOTES			
Legend :			
1. F.F.L.-- Finished Floor Level			
2. S.F.L.-- Structural Floor Level			
3. (R) -- Reversed Detail			
(X1)	DETAIL MARK NO.		
(X001)	REFER SHEET NO.		
D	16.12.2021	BY ARCHITECT COMMENT	AN
C	05.11.2021	BY ARCHITECT COMMENT	AN
B	22.10.2021	BY ARCHITECT COMMENT	AN
A	04.10.2021	BY ARCHITECT COMMENT	AN
-	30.08.2021	BY ARCHITECT COMMENT	AN
NO.	DATE	REVISED	BY
CLIENT :			
MARBLE EDGE INVESTMENT LTD.			
ARCHITECT :			
RONALD LU & PARTNERS ARCHITECTS PLANNERS INTERIOR DESIGNERS			
STRUCTURAL ENGINEER :			
CMA C-M WONG & ASSOCIATES LTD 11/F, 180-1802 ROAD			
FACADE CONSULTANT :			
Inhabit Inhabit Group Hong Kong http://www.inhabitgroup.com			
MAIN CONTRACTOR :			
裕民建築有限公司			
美特鋁質有限公司 MIDI ALUMINIUM FABRICATOR LTD.			
Units 6-8, Sunray Industrial Centre, 1/F 610 Cha Kwo Ling Road, Kowloon Tel:23489211-4 Fax:(852)27727666			
PROJECT :			
PROPOSED RESIDENTIAL DEVELOPMENT AT NEW KOWLOON INLAND LOT. NO.6552			
TITLE :			
TYPICAL DETAIL FOR PRECAST ALUM. WINDOW			
JOB NO. :			J-857
DRAWN BY : Asing		DATE : 2021-08-30	
CHKD BY :		SCALE A1: 1:3 A3: 1:3	
DWG. NO. : J857-PW-6002			REV. : D



B.D. REF :										
F.S.D. REF :										
Note :										
1. All dimensions are in mm.										
2. All elevations are viewed from outside.										
3. All dimensions to be verified on site before fabrication.										
GENERAL NOTES										
Legend :										
1. F.F.L.-- Finished Floor Level										
2. S.F.L.-- Structural Floor Level										
3. (R) -- Reversed Detail										
		DETAIL MARK NO.								
		REFER SHEET NO.								
<table border="1"> <tr> <td>NO.</td> <td>DATE</td> <td>BY ARCHITECT COMMENT</td> <td>AN</td> </tr> <tr> <td></td> <td></td> <td>REVISED</td> <td>BY</td> </tr> </table>			NO.	DATE	BY ARCHITECT COMMENT	AN			REVISED	BY
NO.	DATE	BY ARCHITECT COMMENT	AN							
		REVISED	BY							
CLIENT :										
MARBLE EDGE INVESTMENT LTD.										
ARCHITECT :										
 RONALD LU & PARTNERS ARCHITECTS PLANNERS INTERIOR DESIGNERS										
STRUCTURAL ENGINEER :										
 CMA C-M WONG & ASSOCIATES LTD <small>EST. 1982</small>										
FACADE CONSULTANT :										
 Inhabit Inhabit Group Hong Kong <small>http://www.inhabitgroup.com</small>										
MAIN CONTRACTOR :										
裕民建築有限公司										
 美特鋁質有限公司 MIDI ALUMINIUM FABRICATOR LTD. Units 6-8, Sunray Industrial Centre, 1/F 610 Cha Kwo Ling Road, Kowloon Tel: 23489211-4 Fax: (852) 27727666										
PROJECT :										
PROPOSED RESIDENTIAL DEVELOPMENT AT NEW KOWLOON INLAND LOT. NO.6552										
TITLE :										
TYPICAL DETAIL FOR PRECAST ALUM. WINDOW										
JOB NO. :	J-857									
DRAWN BY :	Asing	DATE : 2021-08-30								
CHKD BY :	SCALE	A1: 1:3 A3: 1:3								
DWG. NO. :	J857-PW-6004	REV. : -								