



工程指示 / 要求簡箋 ENGINEER INSTRUCTIONS(E.I.)

工程指示編號:	EI-5345	修改版本:	-
	HK-2023		
工程編號:	J 856	工程名稱:	天榮站
收件人:	生統/技術部/葉青	發件人:	Lai Sik Hung
工程項目:	幕牆單元件 拆圖	日期:	16/11/2022

<input type="checkbox"/> 原合約工程包	<input type="checkbox"/> 原合約工程加 / 減賬 QT-	<input type="checkbox"/> 新工程報價 QT-
---------------------------------	--	------------------------------------

信件批核號碼/圖紙參考編號:	批核模具圖紙編號:
客戶指示附件:	管理內部批簽署:

<input type="checkbox"/> 初步鋁料 B.M.	<input type="checkbox"/> 加工拆圖, 然後生產	<input type="checkbox"/> 尺寸表
<input type="checkbox"/> 正式鋁料 B.M.	<input type="checkbox"/> 技術上資料/指示	<input type="checkbox"/> 報價
<input type="checkbox"/> 配件 B.M.	<input type="checkbox"/> 樣辦或貨品說明書	<input type="checkbox"/> 分判合約
<input type="checkbox"/> 其他:		

內容: 幕牆單元件 拆圖

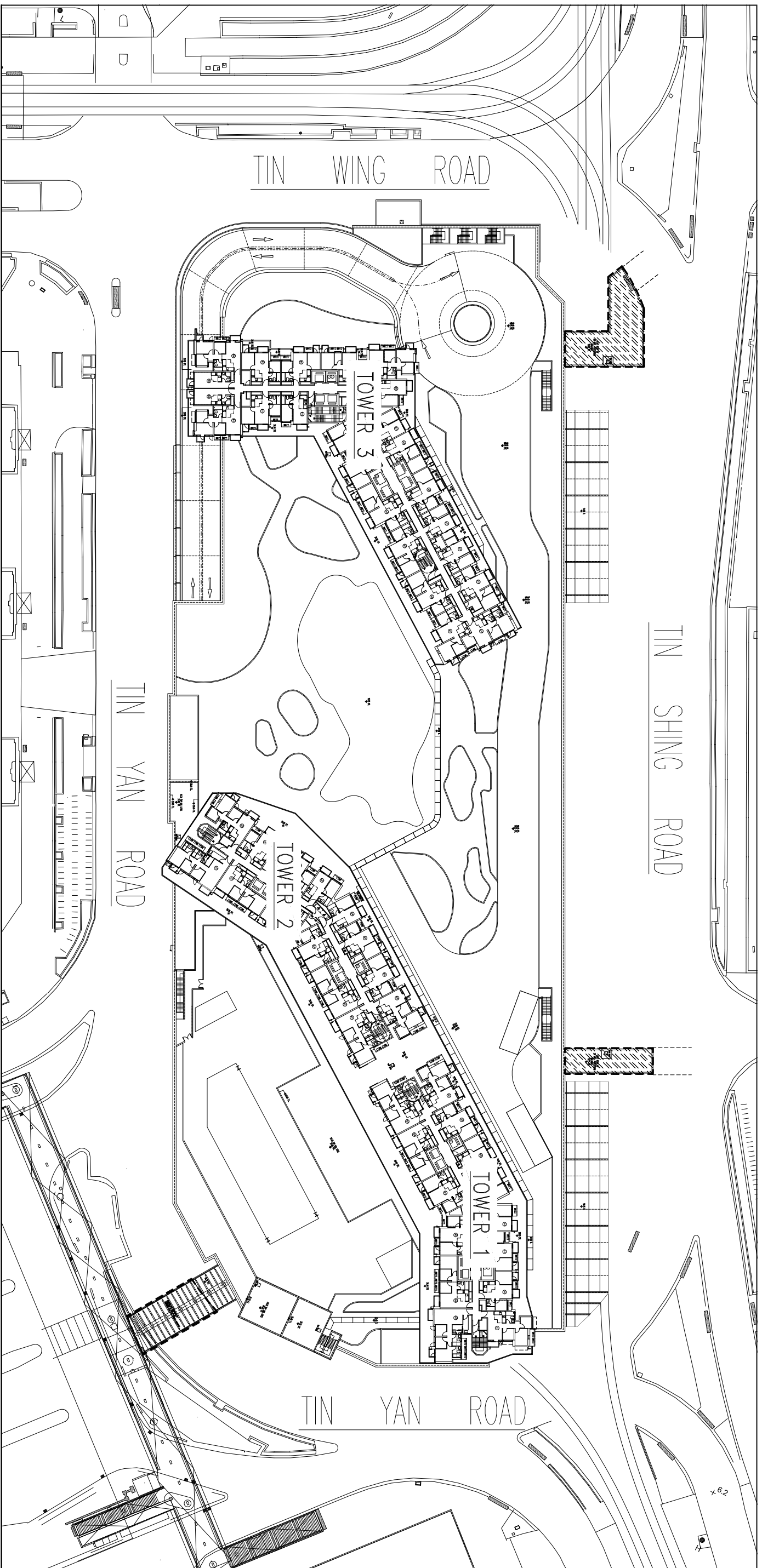
完成上列要求日期: 25/11/2022

國內

<input type="checkbox"/> 生產技術總監	<input type="checkbox"/> 連附件	<input checked="" type="checkbox"/> 技術部	<input checked="" type="checkbox"/> 連附件	<input type="checkbox"/> 生產部	<input type="checkbox"/> 連附件
<input type="checkbox"/> 採購部	<input type="checkbox"/> 連附件	<input checked="" type="checkbox"/> 生產統籌部	<input checked="" type="checkbox"/> 連附件	<input type="checkbox"/> 報關組	<input type="checkbox"/> 連附件
<input type="checkbox"/> 質檢部	<input type="checkbox"/> 連附件	<input type="checkbox"/> 會計部	<input type="checkbox"/> 連附件	<input type="checkbox"/> 機械設計部	<input type="checkbox"/> 連附件
<input checked="" type="checkbox"/> 香港辦	<input checked="" type="checkbox"/> 連附件	<input checked="" type="checkbox"/> 其他: 葉青			

<input type="checkbox"/> 行政部	<input type="checkbox"/> 連附件	<input type="checkbox"/> 會計部	<input type="checkbox"/> 連附件	<input type="checkbox"/> 統籌部	<input type="checkbox"/> 連附件	<input type="checkbox"/> 工程部	<input type="checkbox"/> 連附件
<input type="checkbox"/> 採購部	<input type="checkbox"/> 連附件	<input type="checkbox"/> QS部	<input type="checkbox"/> 連附件	<input type="checkbox"/> 地盤管理	<input type="checkbox"/> 連附件	<input type="checkbox"/> 維修部	<input type="checkbox"/> 連附件

*發件人簽署:		*組別成員批核簽署:	Wong 16/11/2022
傳遞編號:		項目經理簽署:	



PROJECT : PROPOSED DEVELOPMENT ABOVE LIGHT RAIL TIN WING STOP, TSWTL
 NO.23,AREA 33,TIN SHUI WAI, N.T.

TITLE : CURTAIN WALL
 1ST SD DRAWING SUBMISSION

DATE: 15-NOV-2022

1

DRAWING SUBMISSION REGISTER

PROJECT: PROPOSED DEVELOPMENT ABOVE LIGHT RAIL TIN WING STOP, TSWTL NO.23, AREA 33, TIN SHUI WAI, N.T.		TITLE: 1ST SHOPDRAWING FOR CURTAIN WALL		DATE OF ISSUE		SUBMISSION STATE (FOR B.D / A.S.D)		SUBMISSION STATE (FOR CLIENT / CONSULTANT)		SUBMISSION STATE (FOR ARCHITECT)		FABRICATION / CONSTRUCTION STATE				
				ISSUE	01	AP - APPROVED		AP - APPROVED		AP - APPROVED		ISSUE TO CHINA OFFICE	ISSUE TO SITE	ISSUE TO SUB-CONTRACTOR		
				DAY	15	AC - APPROVED SUB. TO CONDITION		AC - APPROVED SUB. TO CONDITION		AC - APPROVED SUB. TO CONDITION		REV.	DATE	REV.	DATE	
				MONTH	11	NA - NOT APPROVED		NA - NOT APPROVED		NA - NOT APPROVED		REV.	DATE	REV.	DATE	
				YEAR	22							REV.	DATE	REV.	DATE	
				DWG. NO.		REVISIONS										
COVER PAGE		J856-SD-CW-0000	-													
DRAWING REGISTER		J856-SD-CW-0001	-													
DRAWING REGISTER		J856-SD-CW-0002	-													
GENERAL NOTE FOR CURTAIN WALL		J856-SD-CW-1001	-													
SECTION PROPERTIES		J856-SD-CW-1101	-													
SECTION PROPERTIES		J856-SD-CW-1102	-													
SECTION PROPERTIES		J856-SD-CW-1103	-													
SECTION PROPERTIES		J856-SD-CW-1104	-													
SECTION PROPERTIES		J856-SD-CW-1105	-													
SECTION PROPERTIES		J856-SD-CW-2001	-													
CAST-IN EMBED DETAIL FOR CURTAIN WALL		J856-SD-CW-3001	-													
LAYOUT PLAN FOR CURTAIN WALL @ TOWER 1 (3/F)		J856-SD-CW-3001	-													
LAYOUT PLAN FOR CURTAIN WALL @ TOWER 2 (3/F)		J856-SD-CW-3002	-													
LAYOUT PLAN FOR CURTAIN WALL @ TOWER 3 (3/F)		J856-SD-CW-3003	-													
LAYOUT PLAN FOR CURTAIN WALL @ TOWER 1 (TYP)		J856-SD-CW-3004	-													
LAYOUT PLAN FOR CURTAIN WALL @ TOWER 2 (TYP)		J856-SD-CW-3005	-													
LAYOUT PLAN FOR CURTAIN WALL @ TOWER 3 (TYP)		J856-SD-CW-3006	-													
LAYOUT PLAN FOR CURTAIN WALL @ TOWER 1 (4/F)		J856-SD-CW-3007	-													
LAYOUT PLAN FOR CURTAIN WALL @ TOWER 2 (4/F)		J856-SD-CW-3008	-													
LAYOUT PLAN FOR CURTAIN WALL @ TOWER 3 (4/F)		J856-SD-CW-3009	-													
PART ELEV & PLAN & SECTION FOR CURTAIN WALL @ TOWER 1 (TYPICAL)		J856-SD-CW-4001	-													
PART ELEV & PLAN & SECTION FOR CURTAIN WALL @ TOWER 1 (TYPICAL)		J856-SD-CW-4002	-													
PART ELEV & PLAN & SECTION FOR CURTAIN WALL @ TOWER 2 (TYPICAL)		J856-SD-CW-4003	-													
PART ELEV & PLAN & SECTION FOR CURTAIN WALL @ TOWER 2 (TYPICAL)		J856-SD-CW-4004	-													
PART ELEV & PLAN & SECTION FOR CURTAIN WALL @ TOWER 3 (TYPICAL)		J856-SD-CW-4005	-													
PART ELEV & PLAN & SECTION FOR CURTAIN WALL @ TOWER 3 (TYPICAL)		J856-SD-CW-4006	-													
PART ELEV & PLAN & SECTION FOR CURTAIN WALL @ TOWER 1 SU (4/F)		J856-SD-CW-4007	-													
PART ELEV & PLAN & SECTION FOR CURTAIN WALL @ TOWER 1 SU (4/F)		J856-SD-CW-4008	-													
PART ELEV & PLAN & SECTION FOR CURTAIN WALL @ TOWER 2 SU (4/F)		J856-SD-CW-4009	-													
PART ELEV & PLAN & SECTION FOR CURTAIN WALL @ TOWER 2 SU (4/F)		J856-SD-CW-4010	-													
PART ELEV & PLAN & SECTION FOR CURTAIN WALL @ TOWER 3 SU (4/F)		J856-SD-CW-4011	-													
PART PLAN FOR CURTAIN WALL @ TOWER 1 (TYPICAL)		J856-SD-CW-5001	-													
PART PLAN FOR CURTAIN WALL @ TOWER 2 (TYPICAL)		J856-SD-CW-5002	-													
PART PLAN FOR CURTAIN WALL @ TOWER 3 (TYPICAL)		J856-SD-CW-5003	-													
TYPICAL DETAIL FOR CURTAIN WALL		J856-SD-CW-8001	-													
TYPICAL DETAIL FOR CURTAIN WALL		J856-SD-CW-8002	-													
TYPICAL DETAIL FOR CURTAIN WALL		J856-SD-CW-8003	-													
TYPICAL DETAIL FOR CURTAIN WALL		J856-SD-CW-8004	-													
TYPICAL DETAIL FOR CURTAIN WALL		J856-SD-CW-8005	-													
TYPICAL DETAIL FOR CURTAIN WALL		J856-SD-CW-8006	-													
TYPICAL DETAIL FOR CURTAIN WALL		J856-SD-CW-8007	-													
TYPICAL DETAIL FOR CURTAIN WALL		J856-SD-CW-8008	-													
TYPICAL DETAIL FOR CURTAIN WALL		J856-SD-CW-8009	-													
TYPICAL DETAIL FOR CURTAIN WALL		J856-SD-CW-8010	-													
TYPICAL DETAIL FOR CURTAIN WALL		J856-SD-CW-8011	-													

IN-HOUSE DESIGN CHECKER

美特鋁質有限公司
MIDI ALUMINIUM FABRICATOR LTD.

Units 6-8, Sunny Industrial Centre, 1/F
610 Cho Kwo Ling Road, Kowloon
Tel: 2348921-4 Fax: (852) 2727666

J856-SD-CW-0001 REV. : -

GENERAL NOTES FOR TOWER CURTAIN WALL (TOWER 1,2,3) (3/F-R/F; OMIT: 4/F-13/F;14/F;24/F;34/F;44/F)

1. DESIGN CODES:
- BUILDING CONSTRUCTION REGULATIONS, HONG KONG
 - CODE OF PRACTICE FOR THE STRUCTURAL USE OF CONCRETE 2013, HONG KONG
 - CODE OF PRACTICE ON WIND EFFECTS IN HONG KONG 2004
 - CODE OF PRACTICE FOR DESIGN AND CONSTRUCTION OF ALUMINIUM PART 1 - 1991 (MINI LOAD FACTOR COMPLY TO PMP-APP-53)
 - BS 818 - THE STRUCTURAL USE OF ALUMINIUM PART 1 - 1991 (MINI LOAD FACTOR COMPLY TO PMP-APP-53)
 - CODE OF PRACTICE FOR STRUCTURAL USE OF GLASS 2018
 - STRUCTURAL DESIGN FOR OF STAINLESS STEEL, THE STEEL CONSTRUCTION INSTITUTE PUBLICATION P291 (PUBLISHED 2002)

2. DESIGN LOADS:
- WIND LOAD (TYPHOONIC FACTOR $S_o = 1$):
 - HEIGHT ABOVE GROUND LEVEL = 151.8 - 5.91 = 145.89m
 - BASIC WIND LOAD $W_o = 3.05 \text{ kPa}$ (BELOW 150m) FOR TOWER
 - DESIGN WIND LOAD $(C_p = +1.0/-1.4)$: $3.05 \times (C_p = +1.0/-1.4) = +3.05/-4.27 \text{ kPa}$ (FOR CURTAIN WALL)
 - DESIGN WIND LOAD $(C_p = -2.2)$: $3.05 \times (C_p = -2.2) = -6.71 \text{ kPa}$ (FOR EDGE OF ROOF)

- UNPOSED LOAD: (FOR PROTECTIVE BARRES)
 - HORIZONTAL UNPOSED LOAD SHALL BE COMPLIED WITH CODE OF PRACTICE FOR DESIGN AND UNPOSED LOADS 2011.
 - FOR AREAS WHERE CONCENTRATION OF PEOPLE IS NOT EXPECTED.
 - LIVE LOAD TO BE APPLIED AT A HEIGHT OF 1.1m ABOVE F.F.L. = 0.75 kN/m^2
 - UNEVENLY DISTRIBUTED LOAD TO BE APPLIED ON ANY PART OF THE INFL BETWEEN FLOOR AND TOP RAIL = 1.0 kPa
 - CONCENTRATED LOAD TO BE APPLIED ON ANY PART OF THE INFL BETWEEN FLOOR AND TOP RAIL = 0.3 kN

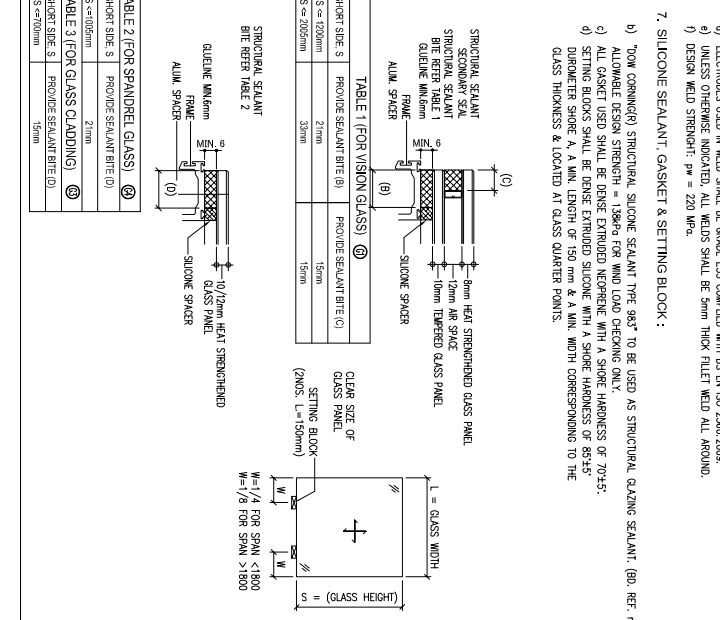
- ALUMINIUM SHEET:
 - ALUMINIUM SHEET TO BE ALLOY 3003-H14 TO ALUMINIUM AND ALUMINIUM ALLOYS - SHEET.
 - FINISH TO BE ENAMEL FINISH TO BS 2208 & 2209.
 - MINIMUM TENSILE STRENGTH = 125 MPa
 - MINIMUM YIELD TENSILE STRENGTH = 145 MPa
 - MINIMUM ULTIMATE TENSILE STRENGTH = 145 MPa
 - MODULUS OF ELASTICITY (E) = 70000 MPa
 - ALUMINIUM EXTRUSION: IN ACCORDANCE WITH DESIGN CODE BS 818-1:1991, COMPLY TO ALUMINIUM AND ALUMINIUM ALLOYS EXTRUSION ROD/BAR, TUBE AND PROFILES, BS EN 755-2:2008 & ALUMINIUM AND ALUMINIUM ALLOYS EXTRUSION COMPANION AND FORM OF WORKSHOP PRODUCTS, BS EN 573-3:2009.
 - ALLOWABLE DEFLECTION = 70000 MPa
 - MINIMUM 0.2% PROOF STRENGTH: $f_{0.2} = 110 \text{ N/mm}^2$
 - MINIMUM TENSILE STRENGTH: $f_t = 160 \text{ N/mm}^2$
 - MINIMUM TENSILE STRENGTH FOR BENDING AND OVERALL BENDING: $f_{b0.2} = 110 \text{ N/mm}^2$
 - MINIMUM TENSILE STRENGTH FOR LOCAL CAPACITY OF THE SECTION IN TENSION OR COMPRESSION: $f_{t0.2} = 160 \text{ N/mm}^2$
 - MINIMUM STRESS IN SHEAR: $f_{s0.2} = 130 \text{ N/mm}^2$
 - MINIMUM STRESS IN BENDING: $f_{b0.2} = 130 \text{ N/mm}^2$

- STRUCTURAL MILD STEEL AND FINISH:
 - ALL MILD STEEL SHALL BE GRADE S275 (CLASS 1) TO CODE OF PRACTICE FOR THE STRUCTURAL USE OF STEEL 2011 AND COMPLY TO BS EN 10025-2:2004 (FOR JO) & BS EN 10210-1:2006 (FOR AH)
 - SURFACE TREATMENT SHALL BE HOT-DIP GALVANIZED COMPLIED WITH BS EN ISO 1461:2009.
 - (MIN. THICKNESS = 85 MICRONS)
 - MIN. THICKNESS: 1.51mm (GRADE S275)
 - YIELD STRENGTH: 275 N/mm²
 - TENSILE STRENGTH: 475 N/mm²
 - BENDING STRENGTH: 275 N/mm²
 - SHEAR STRENGTH: 158.8 N/mm²

- GLASS USED TO BE:
 - GLASS USED TO BE: THEY HEAT STRENGTHENED GLASS + 12mm THICK AIR + 10mm THICK TEMPERED GLASS
 - TEMPERED GLASS (FROM THICK HEAT STRENGTHENED GLASS)
 - 10mm THICK HEAT STRENGTHENED GLASS
 - 12mm THICK HEAT STRENGTHENED GLASS
 - DESIGN OF GLASS SHALL COMPLY TO BS 6262:2005.
 - ALLOWABLE BENDING STRENGTH (TEMPERED) = 80 N/mm² (FOR CLEAR GLASS)
 - ALLOWABLE BENDING STRENGTH (HEAT STRENGTHENED) = 40 N/mm² (FOR CLEAR GLASS)
 - GLASS WATERMARKS SHALL COMPLY TO BS 993:1995
 - GLASS WATERMARKS SHALL COMPLY TO BS 993:1995
 - RESULT SURFACE COMPRESSION FOR TEMPERED GLASS TO BE NOT LESS THAN 69 MPa.
 - RESULT SURFACE COMPRESSION FOR HEAT STRENGTHENED GLASS TO BETWEEN 24 AND 52 MPa.
 - FULLY TEMPERED GLASS TO BE LOOK HEAT SOAK TESTED IN ACCORDANCE WITH BS EN 14173-1:2016 & COMPLIED WITH PMP-APP-37.

- WELDING FOR STRUCTURAL STEEL:
 - ALL WELDING SHALL BE COMPLIED WITH BS EN 101-1:2009.
 - ALL SITE WELDS SHALL BE RECEIVED 2 COATS OF ZINC CHROMATE PRIMER TO BS 6492:2003.
 - ALL WELDING SHALL BE CARRIED OUT BY QUALIFIED WELDER, WELDER SHALL BE TESTED TO BS EN ISO 9606-1:2013
 - ELECTRODES USED IN WELD SHALL BE GRADE E35 COMPLIED WITH BS EN 50256:2009.
 - UNLESS OTHERWISE INDICATED, ALL WELDS SHALL BE 5mm THICK FILLET WELD ALL AROUND.
 - DESIGN WELD STRENGTH: $f_w = 220 \text{ MPa}$.

- SILICONE SEALANT, GASKET & SETTING BLOCK:
 - TOW COMPANION(S) STRUCTURAL SILICONE SEALANT TYPE 983* TO BE USED AS STRUCTURAL GLAZING SEALANT. (BO, REF: EN: BS-5500)
 - ALLOWABLE DESIGN STRENGTH = 138kN FOR WIND LOAD CHECKING ONLY.
 - ALL GASKET USED SHALL BE DONE EXTENDED NETWORK WITH A SHORE HARDNESS OF 70/75.
 - SETTING BLOCKS SHALL BE DONE EXTENDED SILICONE WITH A SHORE HARDNESS OF 85/45.
 - DIMENSIONER SHORE A, A MIN. LENGTH OF 150mm & A MIN. WIDTH CORRESPONDING TO THE GLASS THICKNESS & LOCATED AT GLASS JOINTER POINTS.



- FASTENERS:
 - ALL FASTENERS, SCREWS, BOLTS & NUTS SHALL BE STAINLESS STEEL GRADE A4-70 COMPANING WITH BS EN ISO 3508:2009.
 - MINIMUM YIELD STRENGTH, $f_y = 450 \text{ MPa}$
 - ULTIMATE TENSILE STRENGTH, $f_u = 700 \text{ MPa}$
 - SHEAR STRENGTH, $F_u = 311 \text{ MPa}$
 - TENSILE STRENGTH, $F_t = 450 \text{ MPa}$
 - BENDING STRENGTH, $F_b = 628 \text{ MPa}$
 - UNLESS OTHER SPECIFIED, ALL SCREWS SHALL BE M3 AT 300 C/C GRADE A4-70 STAINLESS STEEL COMPLIED WITH BS EN ISO 3508:2009.

- FIRE STOP AND THERMAL INSULATION:
 - THERMAL INSULATION SHALL BE RIGID URETHANEFOAM 80 PRO* (THK=50mm, DENSITY=60kg/m³)
 - BO REF: BS-5500
 - FIRE STOP SHALL BE RIGID ROCKWOOL (THK=150mm, DENSITY=128kg/m³)
 - BO REF: BS-5500

- ANCHOR BOLT (FOR ALUM. CLIPPING & GLASS CLADDING ONLY):
 - ALL BRACKET ANCHOR BOLTS SHALL BE H11 NUTS - AS SHOWN IN THE DRAWINGS AND SHALL BE DESIGNED SPECIFICATION & RECOMMENDATION.
 - COVER-METER SHOULD BE APPLIED TO PREVENT ANCHOR BOLTS HIT THE EXISTING REINFORCEMENT BARS.

FOR CRACKED CONCRETE TEST TABLE:

ANCHOR TYPE	MINIMUM TENSILE STRENGTH (kN)	MINIMUM SHEAR STRENGTH (kN)	MINIMUM TENSILE STRENGTH (kN)	TENSION TEST (kN)	BO REF. NO.
H11 NUTS & W/O	35 (50)	40 (50)	40 (50)	5.15/5 = 7.75	BO-4F151
H11 NUTS & W/O	40 (50)	45 (60)	45 (60)	5.15/5 = 7.75	BO-4F152

- ALUMINIUM STUD BY DRAWN ARC STUD WELD:
 - DESIGN AND QUALITY ASSURANCE OF DRAWN ARC STUD SHALL COMPLY WITH BS EN ISO 14555:2017.
 - ALUMINIUM STUD TYPE SHALL BE HEAT TREAT 5110 (P7) AND COMPLY WITH BS EN ISO 13918:2018.
 - MINIMUM 0.2% PROOF STRENGTH: $f_{0.2} = 60 \text{ N/mm}^2$

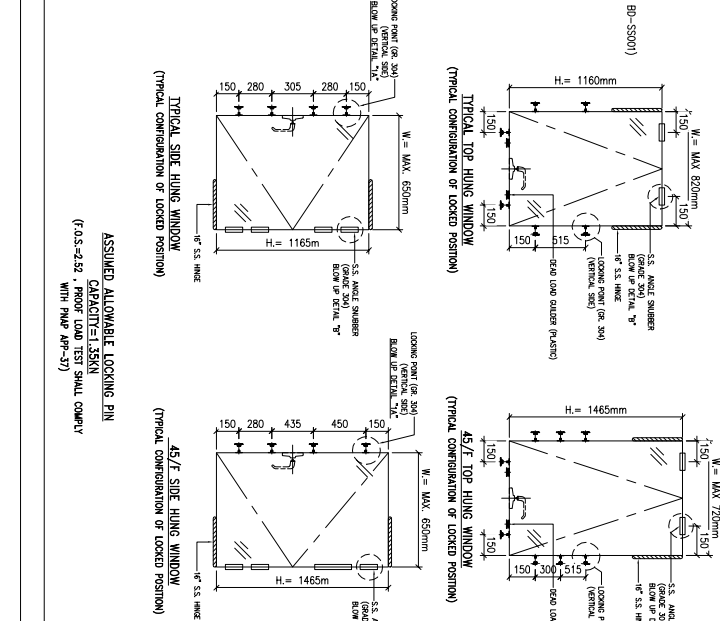
- CAST-IN CHANNEL (BO REF: BD-AF132 & BD-AF134):
 - ALL CAST-IN CHANNEL USED TO BE THE "HAC-50, HAC-60 & HAC-70 CHANNEL" TO CRACKED CONCRETE.
 - THE INSTALLATION OF CHANNEL FRAME SHALL STRICTLY IN ACCORDANCE WITH MANUFACTURER'S RECOMMENDATION.
 - USED TO BE HAC-C-85-HAC60mm (LONG WHICH COMPLY WITH BS 3082:1987)
 - 2 NOS. OF M16 GRADE 8.8 FT. BOLT STRENGTH REFER TO ENDET DETAIL (OMG NO. BO-TOR-ED01)
 - BOTH 50mm, 50mm LENGTH OF H11 CAST-IN CHANNEL WILL BE TESTED OF THE TEST LOAD.
 - METHOD STATEMENT OF TEST WILL BE SUBMITTED ONE WEEK BEFORE THE COMMENCEMENT OF THE CAST-IN CHANNEL.

CHANNEL TYPE

HAC-60 W/ 2 NOS. M16 G.A.S. H&C-T-BOLT (OR 8.8)	HAC-60 W/ 2 NOS. M16 G.A.S. H&C-T-BOLT (OR 8.8)	HAC-70 W/ 2 NOS. M16 G.A.S. H&C-T-BOLT (OR 8.8)
75mm	100mm	100mm
75mm	170mm	200mm
TENSION: 26.7	TENSION: 11.1	TENSION: 34.0
SHEAR: 11.1	SHEAR: 11.8	SHEAR: 11.8
TENSION: 22.8	TENSION: 4.05	TENSION: 51.00

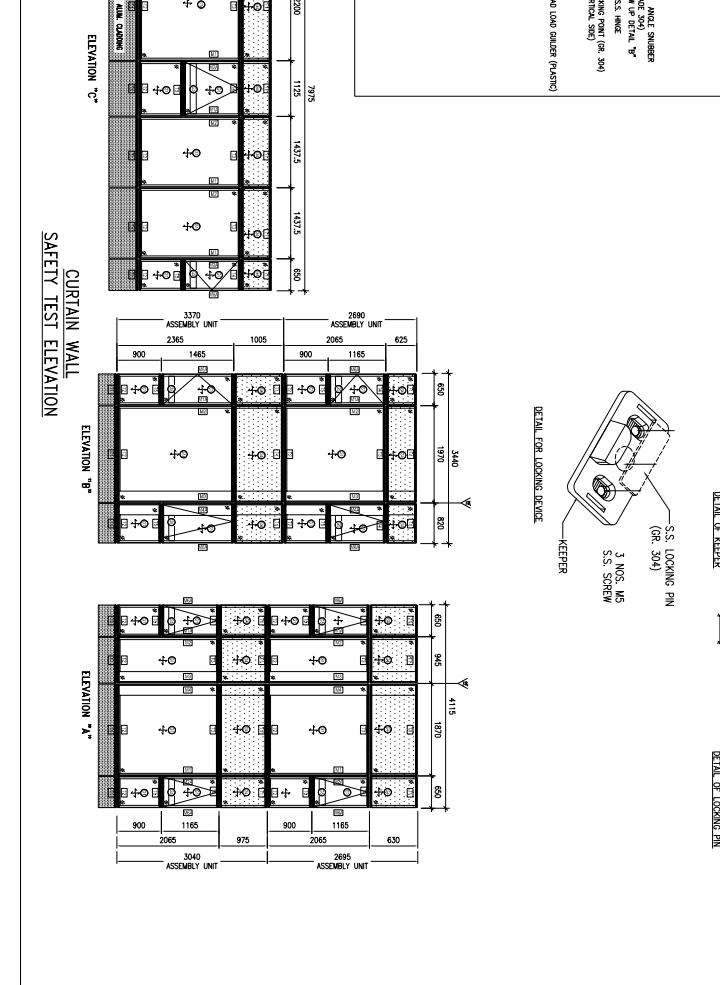
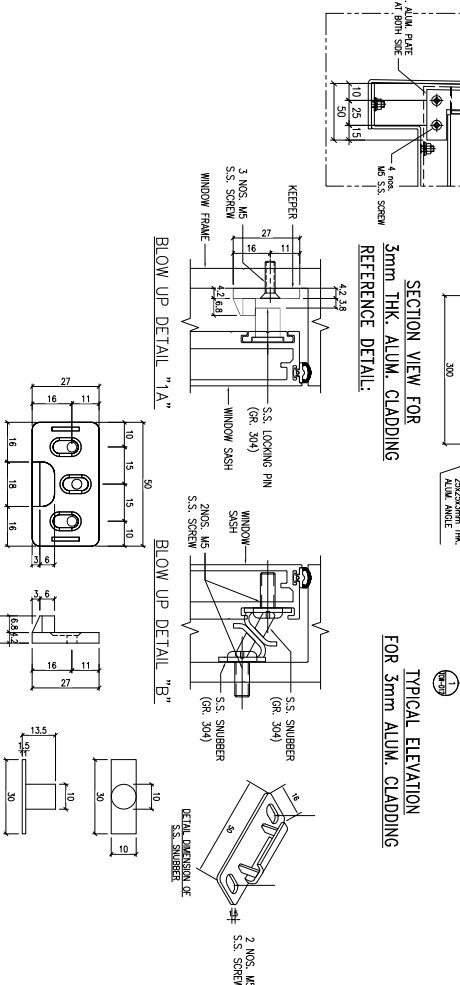
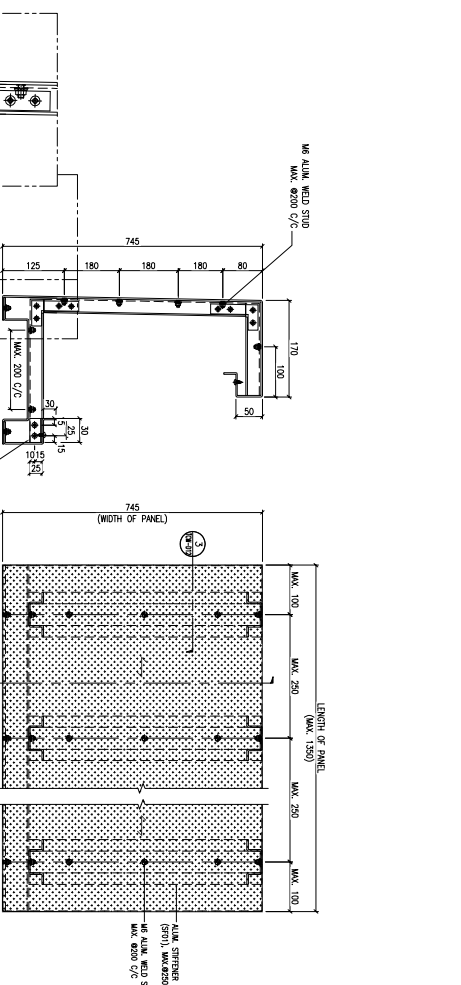
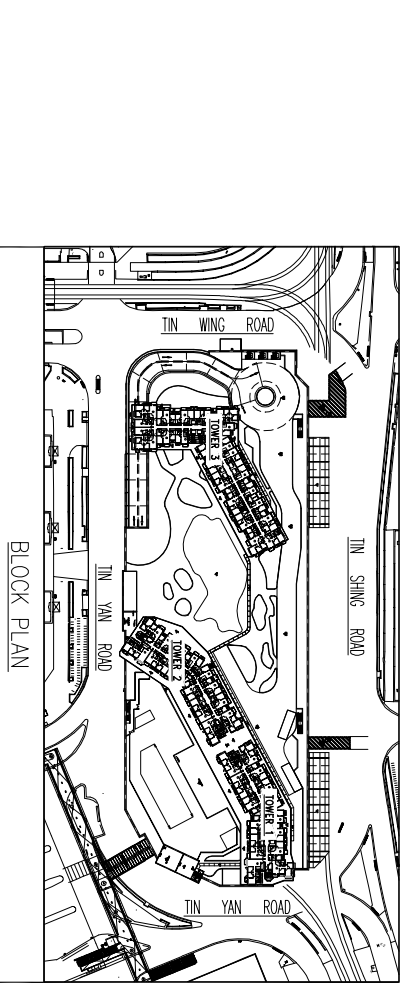
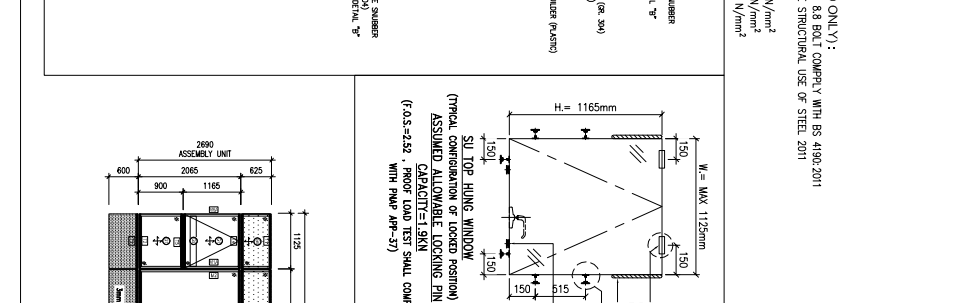
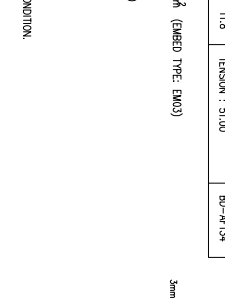
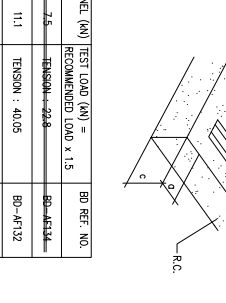
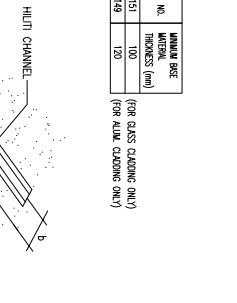
- G.A.S. CAST-IN CHANNEL:
 - CAST-IN CHANNEL SHALL BE COMPLIED WITH GS-2012, SPECIFIED CHARACTERISTIC STRENGTH = 500 N/mm² (EMBED TYPE: EM03)
 - ALL CAST-IN CHANNEL SHALL BE GRADE S275 (CLASS 1) TO CODE OF PRACTICE FOR STRUCTURE USE OF STEEL 2011 AND COMPLY TO BS EN 10025-2:2004 (FOR JO) & BS EN 10210-1:2006 (FOR AH). YIELD STRENGTH = 275 N/mm²
 - SURFACE TREATMENT SHALL BE HOT-DIP GALVANIZED COMPLIED WITH BS EN ISO 1461:2009 (MIN. THICKNESS = 85 MICRONS)
 - MIN. THICKNESS: 1.51mm (GRADE S275)
 - YIELD STRENGTH: 275 N/mm²
 - TENSILE STRENGTH: 475 N/mm²
 - BENDING STRENGTH: 275 N/mm²
 - SHEAR STRENGTH: 158.8 N/mm²
 - APPLIED LAYER OF ANTIMONY/PINT COMPLY WITH BS 5416:1991 FOR PROTECTIVE AGAINST B-METALLIC CORROSION FOR BARE ALUMINIUM/STEEL CONTACTED SURFACE & STEEL/CONCRETE INTERFACE.

- OPERABLE WINDOW:
 - ALL OPERABLE WINDOW OF CURTAIN WALL ARE FOR INFORMATION ONLY AND SHOULD BE APPROVED UNDER CLOSED AND LOCKED CONDITION.
 - ALL R.C. STRUCTURE SHOWN IN THE SUBMISSION SHALL BE GRADE C40 COMPLY WITH CODE OF PRACTICE FOR THE STRUCTURAL USE OF CONCRETE 2013 HONG KONG.
 - SUPERSTRUCTURE APPROVAL DATE: 11/07/2018
 - G.B.P APPROVAL DATE: 06/12/2018
 - TOLERANCE OF FINISH BRACKET OF CURTAIN WALL SHALL BE:
 - 1. Term (HORIZONTAL DIRECTION)
 - 2. Term (VERTICAL DIRECTION)



- HOLDING DOWN BOLT (FOR EMBED ONLY):
 - ALL HOLDING DOWN BOLT SHOULD BE GRADE 8.8 BOLT COMPLY WITH BS 4190:2011
 - AND GRADE 316 (A40) TO BS EN 10088-1
 - AND GRADE 316 (A40) TO BS EN 10088-1
 - YOUNG'S MODULUS: 200000 N/mm²
 - DESIGN TENSILE STRENGTH: 560 N/mm² (FOR GRADE 304)
 - MIN. 0.2% PROOF STRENGTH: 220 N/mm² (FOR GRADE 316)
 - ULTIMATE TENSILE STRENGTH: 520 N/mm²

- OPERABLE WINDOW:
 - ALL OPERABLE WINDOW OF CURTAIN WALL ARE FOR INFORMATION ONLY AND SHOULD BE APPROVED UNDER CLOSED AND LOCKED CONDITION.
 - ALL R.C. STRUCTURE SHOWN IN THE SUBMISSION SHALL BE GRADE C40 COMPLY WITH CODE OF PRACTICE FOR THE STRUCTURAL USE OF CONCRETE 2013 HONG KONG.
 - SUPERSTRUCTURE APPROVAL DATE: 11/07/2018
 - G.B.P APPROVAL DATE: 06/12/2018
 - TOLERANCE OF FINISH BRACKET OF CURTAIN WALL SHALL BE:
 - 1. Term (HORIZONTAL DIRECTION)
 - 2. Term (VERTICAL DIRECTION)



B.O. REF: -

CLIENT: SUN HUNG KAI REAL ESTATE AGENCY LTD.
42/F, SUN HUNG KAI CENTRE, WINGHUA, HONGKONG

ARCHITECT: Iw&partners

MAIN CONTRACTOR: 怡輝建築有限公司 Yee Fai Building Contractors Ltd.

STRUCTURAL ENGINEER: ARUP

ALPHA CONSULTING LIMITED
Steel Structure & Façade Specialist

NOTE: 1. ALL DIMENSIONS ARE IN mm.
2. ALL ELEVATIONS ARE VIEWED FROM OUTSIDE.
3. ALL DIMENSIONS TO BE VERIFIED ON SITE BEFORE FABRICATION.

LEGEND: X1 - DETAIL MARK NO. X001 - REFER SHEET NO.

1. F.F.L. - FINISHED FLOOR LEVEL
2. S.F.L. - STRUCTURAL FLOOR LEVEL
3. R - REVERSED DETAIL

J-856

PROPOSED DEVELOPMENT ABOVE LIGHT RAIL TIN WING STOP-TSWL NO.23, AREA 33, TIN SHUI WAI, N.T.

DATE: 31-OCT-21
SCALE: NTS
DRAWN BY: C.F.
CHECKED BY: -

UNITED STATES OF AMERICA
MIDI ALUMINIUM FABRICATOR LTD.
Units 6-8, Sunray Industrial Centre, 1/F
610 Ono Kwo Ling Road, Kowloon
Tel: 23489211-4 Fax: (852) 27277866

DWG NO.: J856-SD-CW-1001
REV: -

B.O. REF :

CLIENT :

SUN HUNG KAI
REAL ESTATE AGENCY LTD.
42/F SUN HUNG KAI CENTRE, WINGHAI, HONGKONG

ARCHITECT :

Iw&partners
A R C H I T E C T S

MAIN CONTRACTOR :

怡輝建築有限公司
Yee Fai Building Contractors Ltd.

STRUCTURAL ENGINEER :

ARUP
ALPHA CONSULTING LIMITED
Steel Structure & Facade Specialist

NOTE :

1. ALL DIMENSIONS ARE IN mm.
2. ALL ELEVATIONS ARE VIEWED FROM OUTSIDE.
3. ALL DIMENSIONS TO BE VERIFIED ON SITE BEFORE FABRICATION.

LEGEND :

- ⊗ -- DETAIL MARK NO.
- ⊗001 -- REFER SHEET NO.
- 1. F.F.L.--FINISHED FLOOR LEVEL
- 2. S.F.L.--STRUCTURAL FLOOR LEVEL
- 3. ⊗R -- REVERSED DETAIL

NO.	DATE	REVISION	BY

JOB NO. : J-856

PROJECT : PROPOSED DEVELOPMENT ABOVE LIGHT RAIL TIN WING STOP-TSWTL NO.23,AREA 33,TIN SHUI WAI, N.T.

TITLE : SECTION PROPERTIES

DATE : 31-OCT-21

SCALE : NTS

DRAWN BY : C.F

CHECKED BY :

美特經貿有限公司
MIDI Aluminium Fabricator Ltd.
Units 6-8, Sunray Industrial Centre, 1/F
610 Ona Kwo Ling Road, Kowloon
Tel:23489211-4 Fax:(852)2727866

DWG NO. : J856-SD-CW-1101

REV. : -

MEMBER MARK	AREA (mm ²)	Ixx (mm ⁴)	Iyy (mm ⁴)	Zxx (mm ³)	Zyy (mm ³)	MATERIAL	
SECTION							
MEMBER MARK	AM01	1917.31	2501812.00	883943.98	40291.17	16765.98	ALLOY 6063-T6
MEMBER MARK	AM01A	1477.42	1166887.75	695680.38	17794.39	14211.50	ALLOY 6063-T6
MEMBER MARK	AM02	1693.56	2285209.18	425304.85	38532.42	16102.43	ALLOY 6063-T6
MEMBER MARK	AM02A	1253.67	1049677.05	310610.02	16233.00	12673.60	ALLOY 6063-T6
MEMBER MARK	AM03	3256.80	4486881.58	5426661.15	53771.56	61249.83	ALLOY 6063-T6
SECTION							
MEMBER MARK	AM04	2689.67	5292002.00	3453878.23	56875.89	57506.48	ALLOY 6063-T6
MEMBER MARK	AM04A (NOTCH FROM AM04)	1708.43	3421880.38	1695730.43	36643.67	26691.87	ALLOY 6063-T6
MEMBER MARK	AM06	786.590	203207.388	158412.546	7296	6439	ALLOY 6063-T6
MEMBER MARK	AM05	2601.28	3573317.27	3357038.33	61876.90	61037.06	ALLOY 6063-T6
MEMBER MARK	AM06	2442.99	2680562.40	1987501.90	43447.88	32238.84	ALLOY 6063-T6
SECTION							
MEMBER MARK	AM06A	2082.53	1747579.57	1524689.32	29616.14	28176.63	ALLOY 6063-T6
MEMBER MARK	AM06A	2226.59	1836603.44	4191067.58	28178.20	41647.28	ALLOY 6063-T6
MEMBER MARK	AM07	2086.75	735247.52	3503765.41	26826.25	38528.12	ALLOY 6063-T6
MEMBER MARK	AM03	1830.66	2564163.20	4354414.77	51283.26	53502.69	ALLOY 6063-T6
MEMBER MARK	AM04	1676.56	2019225.97	3274776.17	35798.58	35719.67	ALLOY 6063-T6

B.O. REF :

CLIENT :



42/F SUN HUNG KAI CENTRE, WINGLOH, HONGKONG

ARCHITECT :



ARCHITECTS

MAIN CONTRACTOR :



Yee Fai Building Contractors Ltd.

STRUCTURAL ENGINEER :



FAÇADE CONSULTANT:



Steel Structure & Façade Specialist

NOTE :

1. ALL DIMENSIONS ARE IN mm.
2. ALL ELEVATIONS ARE VIEWED FROM OUTSIDE.
3. ALL DIMENSIONS TO BE VERIFIED ON SITE BEFORE FABRICATION.

LEGEND :

- ⊗1 --- DETAIL MARK NO.
- ⊗001 --- REFER SHEET NO.
- 1. F.F.L.--FINISHED FLOOR LEVEL
- 2. S.F.L.--STRUCTURAL FLOOR LEVEL
- 3. Ⓡ --- REVERSED DETAIL

SECTION	MEMBER MARK	A105	AB01(NEW)	MS01	MS02	GS01
	AREA (mm ²)	1720.99	5995.963	127.70	348.66	837.94
	Ixx (mm ⁴)	1799076.38	21628099.831	4850.13	22437.21	209007.75
	Iyy (mm ⁴)	2219338.32	9340917.314	375.75	25609.38	470263.80
	Zxx (mm ³)	31154.61	156841	449.09	1327.87	5570.30
Zyy (mm ³)	28667.76	93238	124.00	1360.10	15121.02	
MATERIAL	ALLOY 6063-T6	ALLOY 6061-T6	ALLOY 6061-T6	ALLOY 6061-T6	ALLOY 6061-T6	ALLOY 6061-T6
SECTION	MEMBER MARK	AE05	AC01	AC02	AC03	AC04
	AREA (mm ²)	590.42	78.52	70.52	260.43	152.89
	Ixx (mm ⁴)	671684.27	9979.70	7213.19	27651.95	25181.97
	Iyy (mm ⁴)	283133.16	63.39	60.47	48777.55	22896.97
	Zxx (mm ³)	11614.65	480.19	384.28	1077.53	982.91
Zyy (mm ³)	6194.20	14.44	13.84	1900.53	958.14	
MATERIAL	ALLOY 6063-T6	ALLOY 6063-T5	ALLOY 6063-T5	ALLOY 6063-T6	ALLOY 6063-T5	ALLOY 6063-T5
SECTION	MEMBER MARK	AC05	AM01	AM02	AD01(NEW)	
	AREA (mm ²)	141.37	295.75	56.06	257.490	
	Ixx (mm ⁴)	18988.27	60169.14	1783.72	15153.153	
	Iyy (mm ⁴)	16930.31	949.18	73.94	39468.534	
	Zxx (mm ³)	803.32	2406.30	187.76	1084	
Zyy (mm ³)	775.42	237.00	30.97	2011		
MATERIAL	ALLOY 6063-T5	ALLOY 6061-T6	ALLOY 6063-T6	ALLOY 6063-T6		

SECTION	MEMBER MARK	AC05	AM01	AM02	AD01(NEW)
	AREA (mm ²)	141.37	295.75	56.06	257.490
	Ixx (mm ⁴)	18988.27	60169.14	1783.72	15153.153
	Iyy (mm ⁴)	16930.31	949.18	73.94	39468.534
	Zxx (mm ³)	803.32	2406.30	187.76	1084
Zyy (mm ³)	775.42	237.00	30.97	2011	
MATERIAL	ALLOY 6063-T5	ALLOY 6061-T6	ALLOY 6063-T6	ALLOY 6063-T6	

TITLE :

SECTION PROPERTIES

DATE : 31-OCT-21 SCALE : NTS

DRAWN BY : C.F CHECKED BY :



Units 6-8, Sunray Industrial Centre, 1/F
610 Ona Kwo Ling Road, Kowloon
Tel:23489211-4 Fax:(852)2727866

DWG NO. : J856-SD-CW-1102 REV. : -

B.O. REF :

CLIENT :



42/F SUN HUNG KAI CENTRE, WINGLOH, HONGKONG

ARCHITECT :



ARCHITECTS

MAIN CONTRACTOR :



Yee Fai Building Connectors Ltd.

STRUCTURAL ENGINEER :



FAÇADE CONSULTANT:



Steel Structure & Façade Specialist

NOTE :

1. ALL DIMENSIONS ARE IN mm.
2. ALL ELEVATIONS ARE VIEWED FROM OUTSIDE.
3. ALL DIMENSIONS TO BE VERIFIED ON SITE BEFORE FABRICATION.

LEGEND :

- ⊗X1—DETAIL MARK NO.
- ⊗X001—REFER SHEET NO.
- 1. F.F.L.--FINISHED FLOOR LEVEL
- 2. S.F.L.--STRUCTURAL FLOOR LEVEL
- 3. Ⓡ--REVERSED DETAIL

NO.	DATE	REVISION	BY

JOB NO. : J-856

PROJECT : PROPOSED DEVELOPMENT ABOVE LIGHT RAIL TIN WING STOP-TSWTL NO.23,AREA 33,TIN SHUI WAI, N.T.

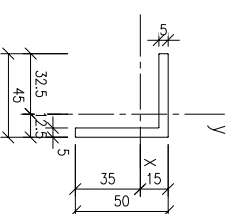
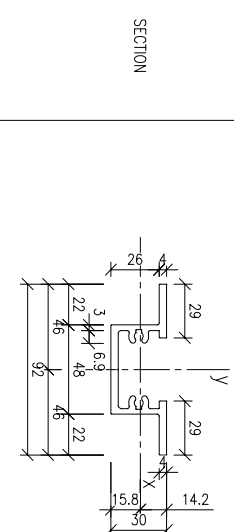
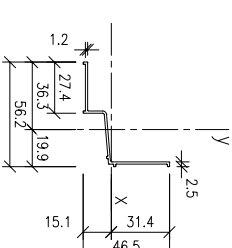
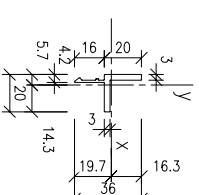
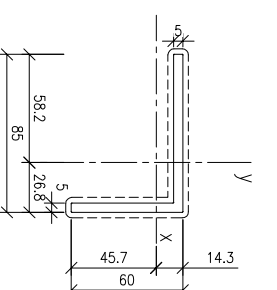
TITLE :

SECTION PROPERTIES

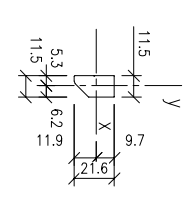
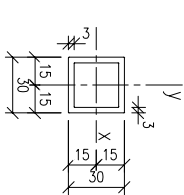
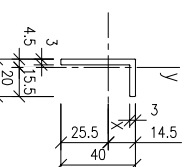
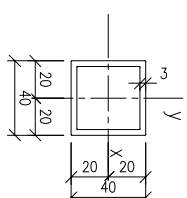
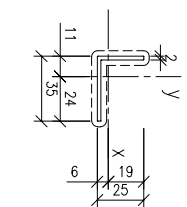
DATE : 31-OCT-21 SCALE : NTS

DRAWN BY : C.F.F CHECKED BY :

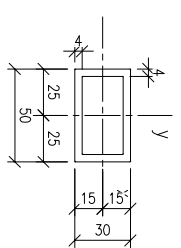
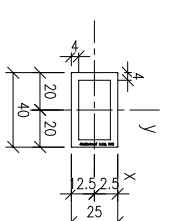
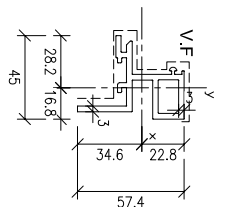
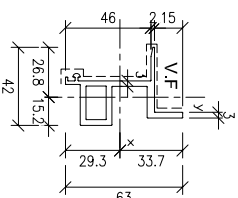
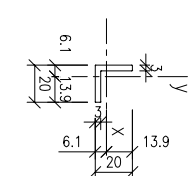
Units 6-8, Sunray Industrial Centre, 1/F
610 Ona Kwo Ling Road, Kowloon
Tel:23489211-4 Fax:(852)2727866
DWG NO. : J856-SD-CW-1104 REV. : -



MEMBER MARK	SECTION	MEMBER MARK	SECTION	MEMBER MARK	SECTION	MEMBER MARK	SECTION
SF02	50x45x5mm THK ALUM. ANGLE	85x60x5mm ALUM. ANGLE	A003	AS01			
639.53	449.92	699.92	132.83	122.57			
78374.95	108694.19	220387.84	8200.79	21149.87			
376825.86	83390.85	523442.89	4152.83	38516.02			
4958.84	3105.40	4820.80	415.38	674.44			
8191.87	2565.74	8991.39	289.57	1061.06			
ALLOY 6063-T6	ALLOY 6063-T5	ALLOY 6063-T6	ALLOY 6063-T5	ALLOY 6063-T5			



MEMBER MARK	SECTION	MEMBER MARK	SECTION	MEMBER MARK	SECTION	MEMBER MARK	SECTION
35x25x2mm THK ALUM. ANGLE	40x40x3mm THK ALUM. HOLLOW	40x20x3mm THK ALUM. ANGLE	30x30x3mm THK ALUM. HOLLOW	MS03			
115.92	444.00	170.92	324.00	217.89			
6373.18	101963.46	28254.09	39845.77	7205.55			
14691.62	101963.46	4887.21	39845.77	2284.89			
334.59	5098.17	1107.13	2656.38	603.02			
610.94	5098.17	314.90	2656.38	369.41			
ALLOY 6063-T5	ALLOY 6063-T5	ALLOY 6063-T5	ALLOY 6063-T5	ALLOY 6061-T6			



MEMBER MARK	SECTION	MEMBER MARK	SECTION	MEMBER MARK	SECTION	MEMBER MARK	SECTION
20x20x3mm THK ALUM. ANGLE	6001	6002	6002	6003			
110.92	453.4319	512.2927	455.9	576			
4021.19	127624.061	110006.2200	38970.1	79224			
4021.19	39818.9402	69077.1601	86881.3	176657.8			
2891.13	3793	3180	3117.6	5014.9			
2891.13	1488	2452	4344.1	7066.3			
ALLOY 6063-T5	ALLOY 6063-T6	ALLOY 6063-T6	ALLOY 6063-T6	ALLOY 6063-T6			

B.O. REF : _____

CLIENT : _____



42/F SUN HUNG KAI CENTRE, WINGHUA, HONGKONG

ARCHITECT :
Iwk&partners
a r c h i t e c t s

MAIN CONTRACTOR :
Yee Fai 怡輝建築有限公司
Building Contractors Ltd.

STRUCTURAL ENGINEER :

ALPHA CONSULTING LIMITED
Steel Structure & Facade Specialist

FAÇADE CONSULTANT:

NOTE :
1. ALL DIMENSIONS ARE IN mm.
2. ALL ELEVATIONS ARE VIEWED FROM OUTSIDE.
3. ALL DIMENSIONS TO BE VERIFIED ON SITE BEFORE FABRICATION.
LEGEND :
⊗1 --- DETAIL MARK NO.
⊗001 --- REFER SHEET NO.
1. F.F.L.--FINISHED FLOOR LEVEL
2. S.F.L.--STRUCTURAL FLOOR LEVEL
3. Ⓡ --- REVERSED DETAIL

NO.	DATE	REVISION	BY

JOB NO. : J-856

PROJECT :
PROPOSED DEVELOPMENT ABOVE
LIGHT RAIL TIN WING STOP-TSWTL
NO.23,AREA 33,TIN SHUI WAI, N.T.

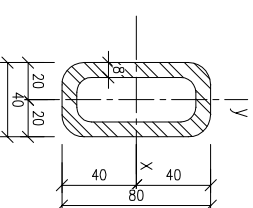
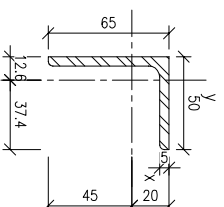
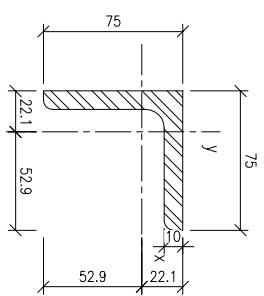
TITLE : SECTION PROPERTIES

DATE : 31-OCT-21 SCALE : NTS

DRAWN BY : C.F. CHECKED BY :

美特經貿有限公司
MIDI ALUMINIUM FABRICATOR LTD.
Units 6-8, Sunng Industrial Centre, 1/F
610 Ona Kwo Ling Road, Kowloon
Tel:23489211-4 Fax:(852)2727866

DWG NO. : J856-SD-CW-1105 REV. : -



MEMBER MARK	ANGLE 01
AREA (mm ²)	1410.73
Ixx (mm ⁴)	711746.98
Iyy (mm ⁴)	711746.98
Zxx (mm ³)	13457.52
Zyy (mm ³)	13457.52
MATERIAL	S275 J0H

MEMBER MARK	ANGLE 02
AREA (mm ²)	555.25
Ixx (mm ⁴)	233291.47
Iyy (mm ⁴)	120301.36
Zxx (mm ³)	5180.88
Zyy (mm ³)	3214.47
MATERIAL	S275 J0H

MEMBER MARK	R.H.S. 01
AREA (mm ²)	1595.33
Ixx (mm ⁴)	1059866.60
Iyy (mm ⁴)	321087.62
Zxx (mm ³)	26496.66
Zyy (mm ³)	16054.38
MATERIAL	S275J2H

SECTION

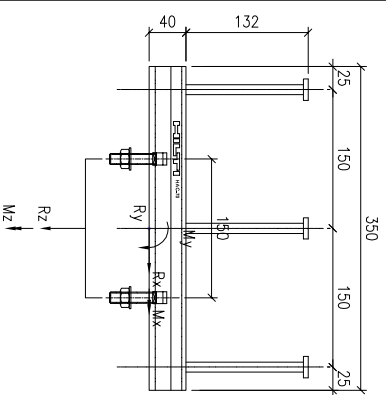
MEMBER MARK

AREA (mm ²)
Ixx (mm ⁴)
Iyy (mm ⁴)
Zxx (mm ³)
Zyy (mm ³)
MATERIAL

SECTION

MEMBER MARK

AREA (mm ²)
Ixx (mm ⁴)
Iyy (mm ⁴)
Zxx (mm ³)
Zyy (mm ³)
MATERIAL



(FOR TYPICAL)

EM01 MAX. UN-FACTORED LOAD			
DL	WL	LL	
R _x (kN)	0	0	
R _y (kN)	3.29	0	2.19
R _z (kN)	0	±18.6	0
M _x (kNm)	0.39	±0.63	0.074
M _y (kNm)	0	0	0
M _z (kNm)	0	0	0

(FOR TYPICAL)

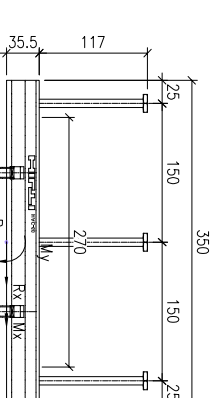
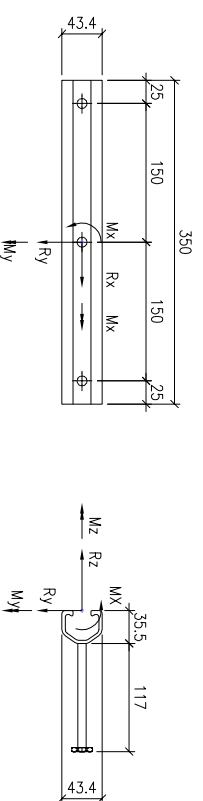
EM01 MAX. UN-FACTORED LOAD			
DL	WL	LL	
R _x (kN)	0	0	
R _y (kN)	2.80	0	1.86
R _z (kN)	0	±15.8	0
M _x (kNm)	0.334	±0.54	0.063
M _y (kNm)	0	±2.6	0
M _z (kNm)	0.39	±0.11	0

(FOR TYPICAL)

EM01 MAX. UN-FACTORED LOAD			
DL	WL	LL	
R _x (kN)	0	±2.06	0
R _y (kN)	1.531	0	1.02
R _z (kN)	0	±8.66	0
M _x (kNm)	0.183	±0.30	0.035
M _y (kNm)	0	±1.46	0
M _z (kNm)	0.214	±0.07	0

(HILTI HAC-70, L=350mm)

CAST-IN EMBED : EM01



FOR TYPICAL CASE

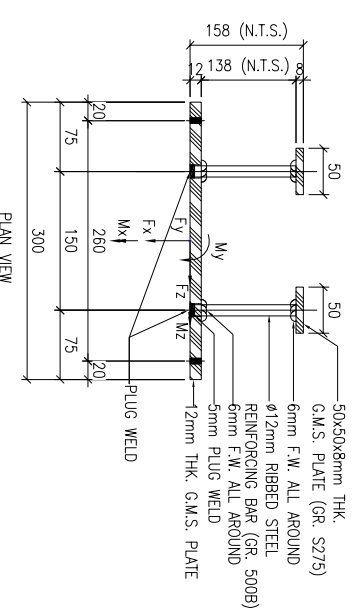
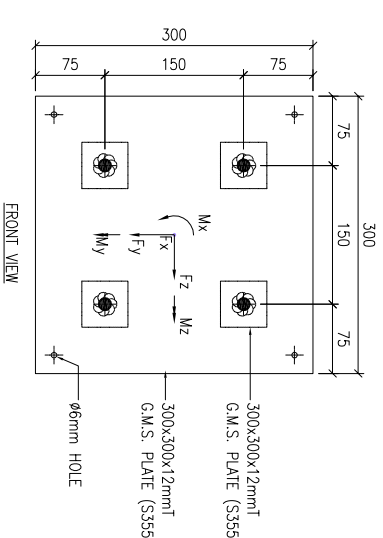
MAX. UNFACTORED LOAD:			
TYPE A	DL	WL	LL
F _x (kN)	0	0	0
F _y (kN)	2.00	0	1.33
F _z (kN)	0	±11.33	0
M _x (kNm)	0.24	±0.39	0.045
M _y (kNm)	0	0	0
M _z (kNm)	0	0	0

FOR END BAY CASE

MAX. UNFACTORED LOAD:			
TYPE A	DL	WL	LL
F _x (kN)	0	0	0
F _y (kN)	1.02	0	0.676
F _z (kN)	0	±5.75	0
M _x (kNm)	0.12	±0.20	0.023
M _y (kNm)	0	0	0
M _z (kNm)	0	0	0

(HILTI HAC-60, L=350mm)

CAST-IN EMBED : EM02



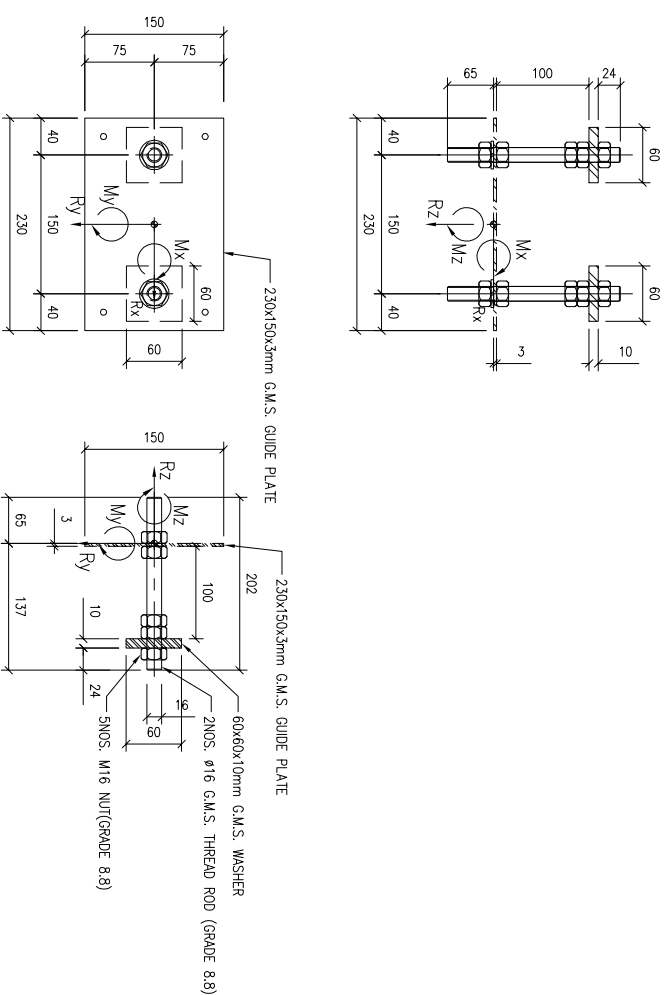
(FOR 3/4 TYPICAL)

EM03 MAX. UN-FACTORED LOAD			
DL	WL	LL	
F _x (kN)	0	±7	±1.5
F _y (kN)	-1	0	0
F _z (kN)	0	0	0
M _x (kNm)	±0.1	0	0
M _y (kNm)	0	0	0
M _z (kNm)	0	±3.5	0.75

(FOR 3/4 END BAY)

EM03 MAX. UN-FACTORED LOAD			
DL	WL	LL	
F _x (kN)	0	±4	0.6
F _y (kN)	-1	0	0
F _z (kN)	0	±0.5	0
M _x (kNm)	±0.15	±0.15	0
M _y (kNm)	0	±0.1	±0.2
M _z (kNm)	0	±2	±0.45

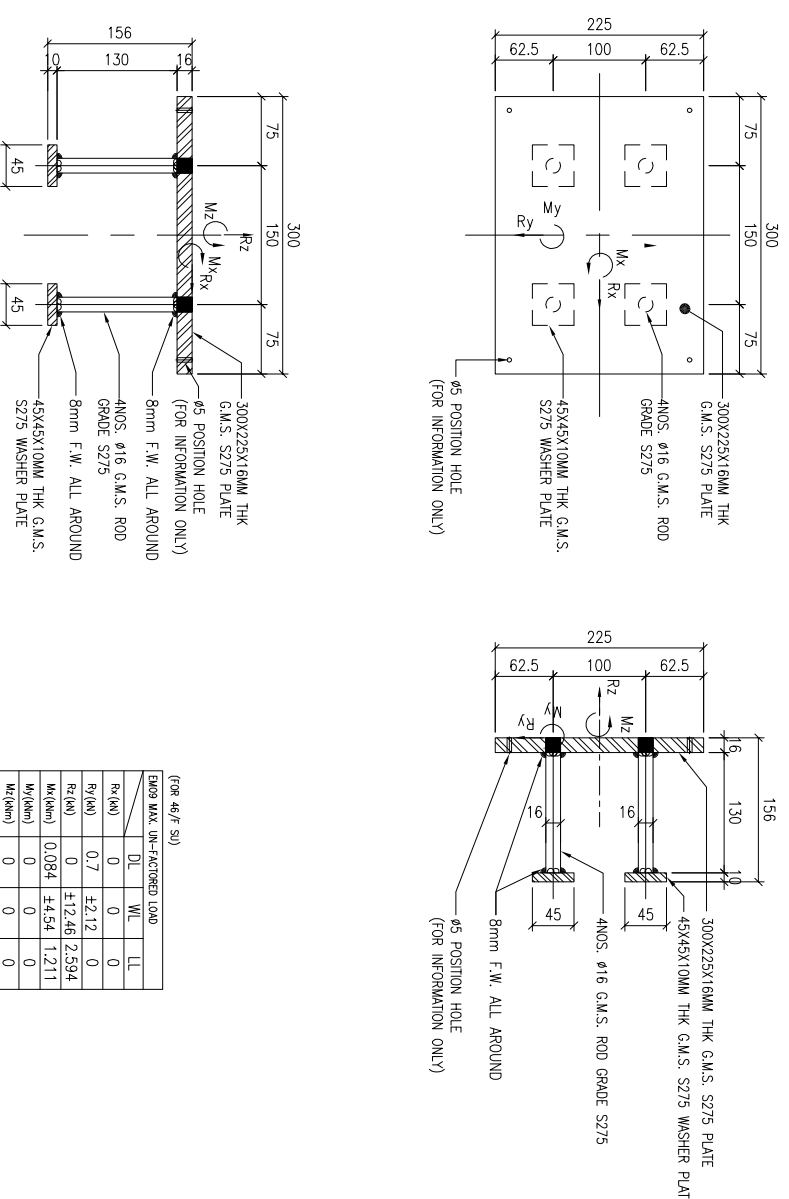
CAST-IN EMBED : EM03



(FOR TYPICAL)

EM08 UN-FACTORED LOAD			
DL	WL	LL	
R _x (kN)	0	0	0
R _y (kN)	2.5	0	1.645
R _z (kN)	0	±1.4	0
M _x (kNm)	0.30	±0.48	0.056
M _y (kNm)	0	±2.7	0
M _z (kNm)	0.48	0	0

CAST-IN EMBED : EM08



(FOR 4/5 SU)

EM09 MAX. UN-FACTORED LOAD			
DL	WL	LL	
R _x (kN)	0	0	0
R _y (kN)	0.7	±2.12	0
R _z (kN)	0	±12.46	2.594
M _x (kNm)	0.084	±4.54	1.211
M _y (kNm)	0	0	0
M _z (kNm)	0	0	0

CAST-IN EMBED : EM09

B.O. REF :

CLIENT :

SUN HUNG KAI
REAL ESTATE AGENCY LTD.

42/F, SUN HUNG KAI CENTRE, WINGLOH, HONGKONG

ARCHITECT :

Iw&partners
A T C H I T E C T S

MAIN CONTRACTOR :

Yee Fai 怡輝建築有限公司
Building Contractors Ltd.

STRUCTURAL ENGINEER :

ARUP

FAÇADE CONSULTANT:

ALPHA CONSULTING LIMITED
Steel Structure & Façade Specialist

NOTE :

1. ALL DIMENSIONS ARE IN mm.
2. ALL ELEVATIONS ARE VIEWED FROM OUTSIDE.
3. ALL DIMENSIONS TO BE VERIFIED ON SITE BEFORE FABRICATION.

LEGEND :

- ⊗ -- DETAIL MARK NO.
- ⊗ -- REFER SHEET NO.
- 1. F.F.L. -- FINISHED FLOOR LEVEL
- 2. S.F.L. -- STRUCTURAL FLOOR LEVEL
- 3. Ⓡ -- REVERSED DETAIL

NO.	DATE	REVISION	BY

JOB NO. : J-856

PROJECT : PROPOSED DEVELOPMENT ABOVE LIGHT RAIL TIN WING STOP-TSWTL NO.23, AREA 33, TIN SHUI WAI, N.T.

TITLE : CAST-IN EMBED DETAIL FOR CURTAIN WALL

DATE : 31-OCT-21

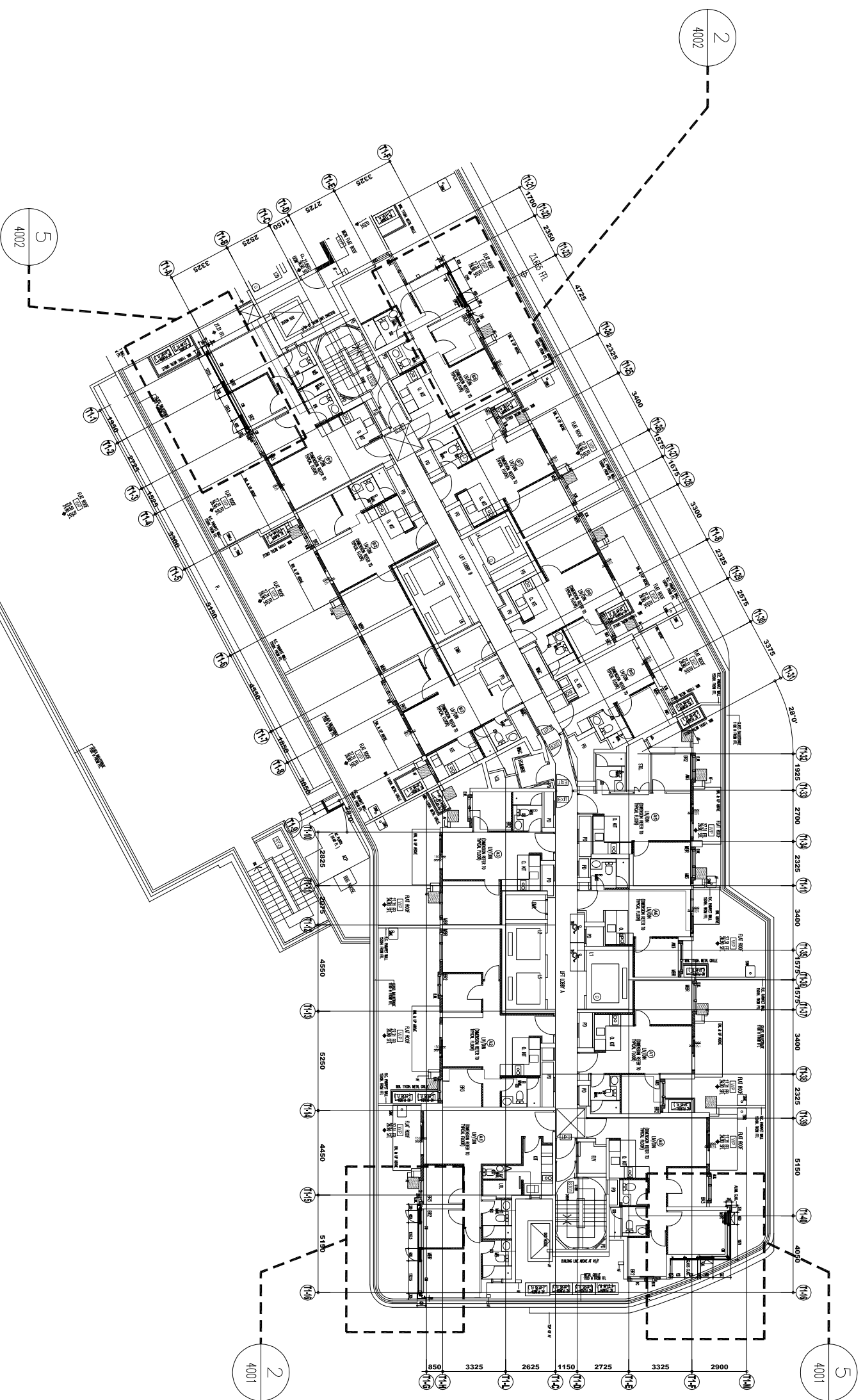
SCALE : 1:8

DRAWN BY : C.F

CHECKED BY :

MIDI 美特鋸寶有限公司
ALUMINIUM FABRICATOR LTD.
Units 6-8, Sunray Industrial Centre, 1/F
610 Cho Kwong Road, Kowloon
Tel: 23489211-4 Fax: (852) 27277866
DWG NO. : J856-SD-CW-2001

REV. : -



1 LAYOUT PLAN FOR CURTAIN WALL
3001 TOWER 1 (3/F)

CLIENT :

SUN HUNG KAI
REAL ESTATE AGENCY LTD.
42/F SUN HUNG KAI CENTRE, WANGCHAI, HONGKONG

ARCHITECT :

IWK&partners
A R C H I T E C T S

MAIN CONTRACTOR :

怡輝建築有限公司
Yee Fai Building Contractors Ltd.

STRUCTURAL ENGINEER :

ARUP

FAÇADE CONSULTANT:

ALPHA CONSULTING LIMITED
Steel Structure & Façade Specialist

NOTE :

1. ALL DIMENSIONS ARE IN mm.
2. ALL ELEVATIONS ARE VIEWED FROM OUTSIDE.
3. ALL DIMENSIONS TO BE VERIFIED ON SITE BEFORE FABRICATION.

LEGEND :

- X1 --- DETAIL MARK NO.
- X001 --- REFER SHEET NO.
- 1. F.F.L. --- FINISHED FLOOR LEVEL
- 2. S.F.L. --- STRUCTURAL FLOOR LEVEL
- 3. (R) --- REVERSED DETAIL

NO.	DATE	REVISION	BY

JOB NO. : J-856

PROJECT :
PROPOSED DEVELOPMENT ABOVE
LIGHT RAIL TIN WING STOP-TSWTL
NO.23.AREA 33.TIN SHUI WAI, N.T.

TITLE :
LAYOUT PLAN FOR CURTAIN WALL
@ TOWER 1 (3/F)

DATE : 31-OCT-21 SCALE : 1:250

DRAWN BY : C.F. CHECKED BY :

美特鋁質有限公司
MIDI ALUMINIUM FABRICATOR LTD.
Units 6-8, Sunray Industrial Centre, 1/F
610 Ono Kwo Ling Road, Kwailoon
Tel:23489211-4 Fax:(852)2727866

DWG NO. : J856-SD-CW-3001 REV. : -

CLIENT :

SUN HUNG KAI
REAL ESTATE AGENCY LTD.

42/F SUN HUNG KAI CENTRE, WANGCHAI, HONGKONG

ARCHITECT :

IWK&partners
A R C H I T E C T S

MAIN CONTRACTOR :

怡輝建築有限公司
Yee Fai Building Contractors Ltd.

STRUCTURAL ENGINEER :

ARUP

FAÇADE CONSULTANT:

ALPHA CONSULTING LIMITED
Steel Structure & Façade Specialist

NOTE :

1. ALL DIMENSIONS ARE IN mm.
2. ALL ELEVATIONS ARE VIEWED FROM OUTSIDE.
3. ALL DIMENSIONS TO BE VERIFIED ON SITE BEFORE FABRICATION.

LEGEND :

- X1 --- DETAIL MARK NO.
- X001 --- REFER SHEET NO.
- 1. F.F.L. --- FINISHED FLOOR LEVEL
- 2. S.F.L. --- STRUCTURAL FLOOR LEVEL
- 3. (R) --- REVERSED DETAIL

NO.	DATE	REVISION	BY

JOB NO. : J-856

PROJECT : PROPOSED DEVELOPMENT ABOVE LIGHT RAIL TIN WING STOP, TSWTL NO.23, AREA 33, TIN SHUI WAI, N.T.

TITLE : LAYOUT PLAN FOR CURTAIN WALL @ TOWER 2 (3/F)

DATE : 02-Aug-21 SCALE : 1:250

DRAWN BY : C.F. CHECKED BY :

美特鋁質有限公司
MIDI ALUMINIUM FABRICATOR LTD.
Units 6-8, Sunray Industrial Centre, 1/F
610 Ona Kwo Ling Road, Kwailoon
Tel: 23489211-4 Fax: (852) 2727866

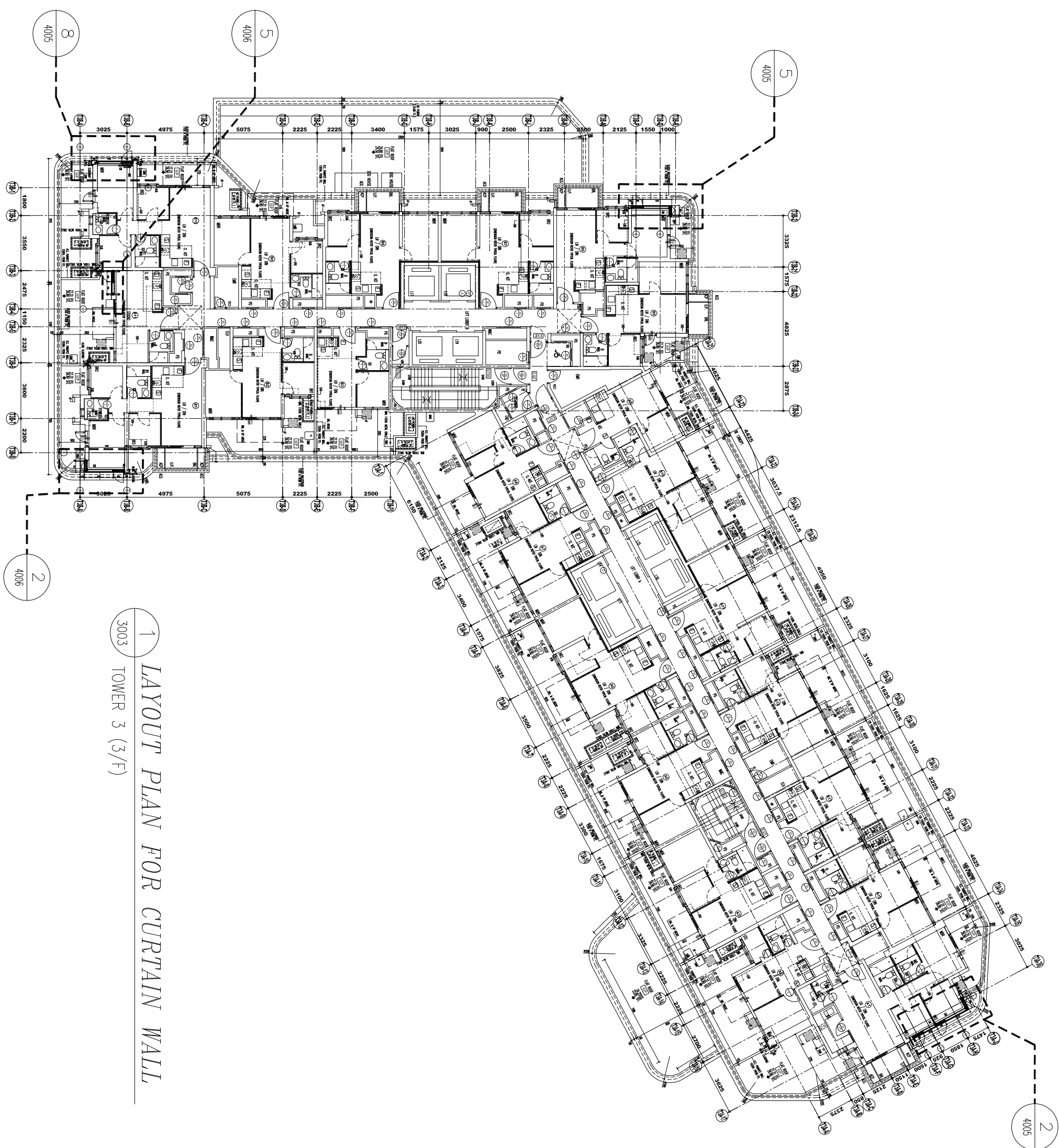
DWG NO. : J856-SD-CW-3002 REV. : -



1 LAYOUT PLAN FOR CURTAIN WALL
TOWER 2 (3/F)
3002

2
4004

5
4003



1 LAYOUT PLAN FOR CURTAIN WALL
TOWER 3 (3/F)

CLIENT :

SUN HUNG KAI
REAL ESTATE AGENCY LTD.
42/F SUN HUNG KAI CENTRE, WANGCHAI, HONGKONG

ARCHITECT :

IWK&partners
A R C H I T E C T S

MAIN CONTRACTOR :

Yee Fai 怡輝建築有限公司
Building Contractors Ltd.

STRUCTURAL ENGINEER :

ARUP

FAÇADE CONSULTANT:

ALPHA CONSULTING LIMITED
Steel Structure & Façade Specialist

NOTE :

1. ALL DIMENSIONS ARE IN mm.
2. ALL ELEVATIONS ARE VIEWED FROM OUTSIDE.
3. ALL DIMENSIONS TO BE VERIFIED ON SITE BEFORE FABRICATION.

LEGEND :

- ⊗11 --- DETAIL MARK NO.
- ⊗001 --- REFER SHEET NO.
- 1. F.F.L. --- FINISHED FLOOR LEVEL
- 2. S.F.L. --- STRUCTURAL FLOOR LEVEL
- 3. Ⓡ --- REVERSED DETAIL

NO.	DATE	REVISION	BY

JOB NO. : J-856

PROJECT :
PROPOSED DEVELOPMENT ABOVE
LIGHT RAIL TIN WING STOP-TSWTL
NO.23,AREA 33,TIN SHUI WAI, N.T.

TITLE :
LAYOUT PLAN FOR CURTAIN WALL
@ TOWER 3 (3/F)

DATE : 02-Aug-21 SCALE : 1:250
DRAWN BY : C.F. CHECKED BY :

MIDI 美特鋁質有限公司
ALUMINIUM FABRICATOR LTD.
Units 6-8, Sunray Industrial Centre, 1/F
610 Cho Kwong Road, Kwun Tong
Tel:23489211-4 Fax:(852)27277666
DWG NO. : J856-SD-CW-3003 REV. : -

CLIENT :

SUN HUNG KAI
REAL ESTATE AGENCY LTD.

42/F SUN HUNG KAI CENTRE, WANGCHAI, HONGKONG

ARCHITECT :

IWK&partners
A R C H I T E C T S

MAIN CONTRACTOR :

怡輝建築有限公司
Yee Fai Building Contractors Ltd.

STRUCTURAL ENGINEER :

ARUP

FAÇADE CONSULTANT:

ALPHA CONSULTING LIMITED
Steel Structure & Façade Specialist

NOTE :

1. ALL DIMENSIONS ARE IN mm.
2. ALL ELEVATIONS ARE VIEWED FROM OUTSIDE.
3. ALL DIMENSIONS TO BE VERIFIED ON SITE BEFORE FABRICATION.

LEGEND :

- ⊗11--- DETAIL MARK NO.
- ⊗X001--- REFER SHEET NO.
- 1. F.F.L.---FINISHED FLOOR LEVEL
- 2. S.F.L.---STRUCTURAL FLOOR LEVEL
- 3. Ⓡ---REVERSED DETAIL

NO.	DATE	REVISION

JOB NO. : J-856

PROJECT :
PROPOSED DEVELOPMENT ABOVE
LIGHT RAIL TIN WING STOP-TSWTL
NO.23,AREA 33,TIN SHUI WAI, N.T.

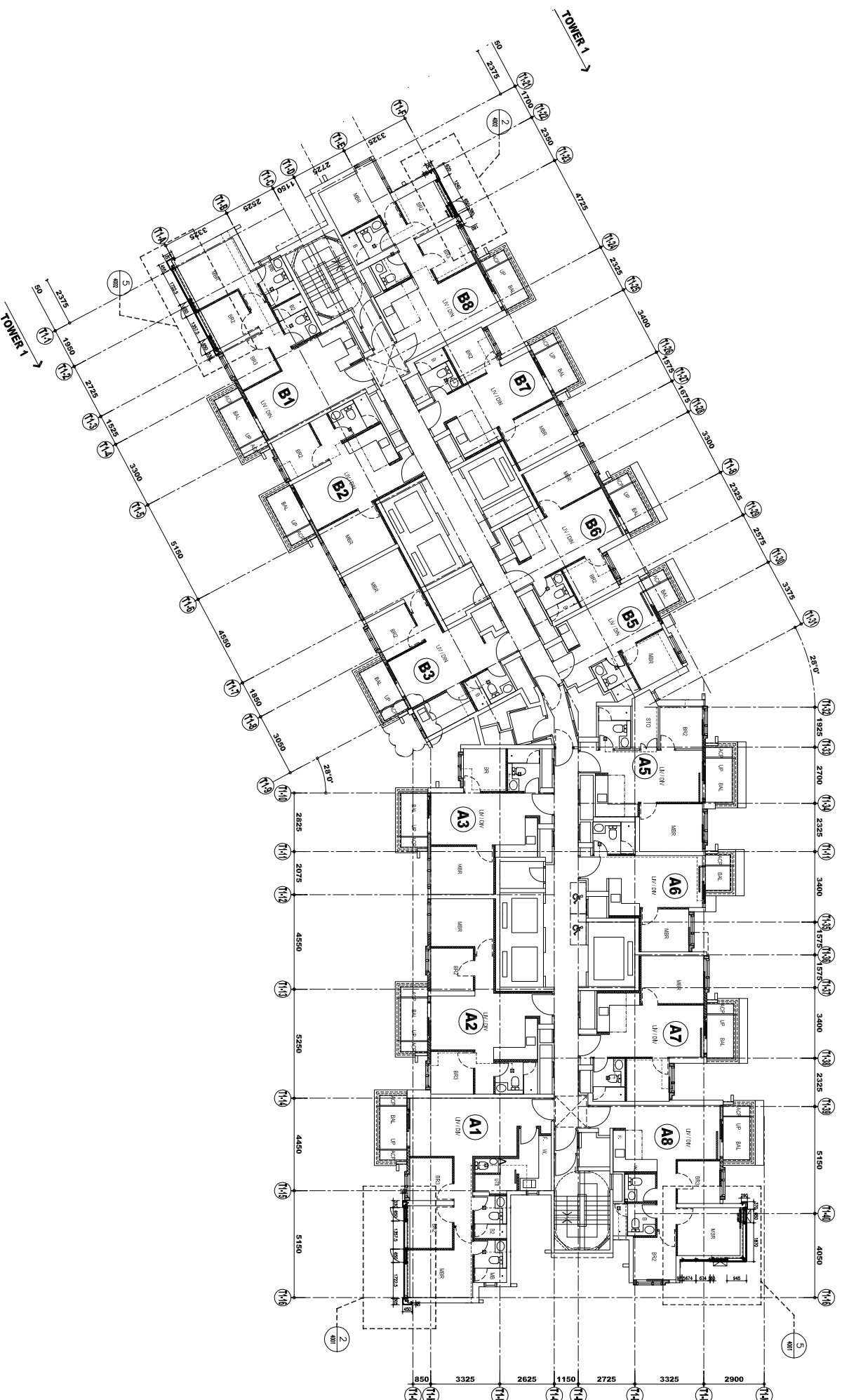
TITLE :
LAYOUT PLAN FOR CURTAIN WALL
@ TOWER 1 (TYP)

DATE : 31-OCT-22 SCALE : 1:250

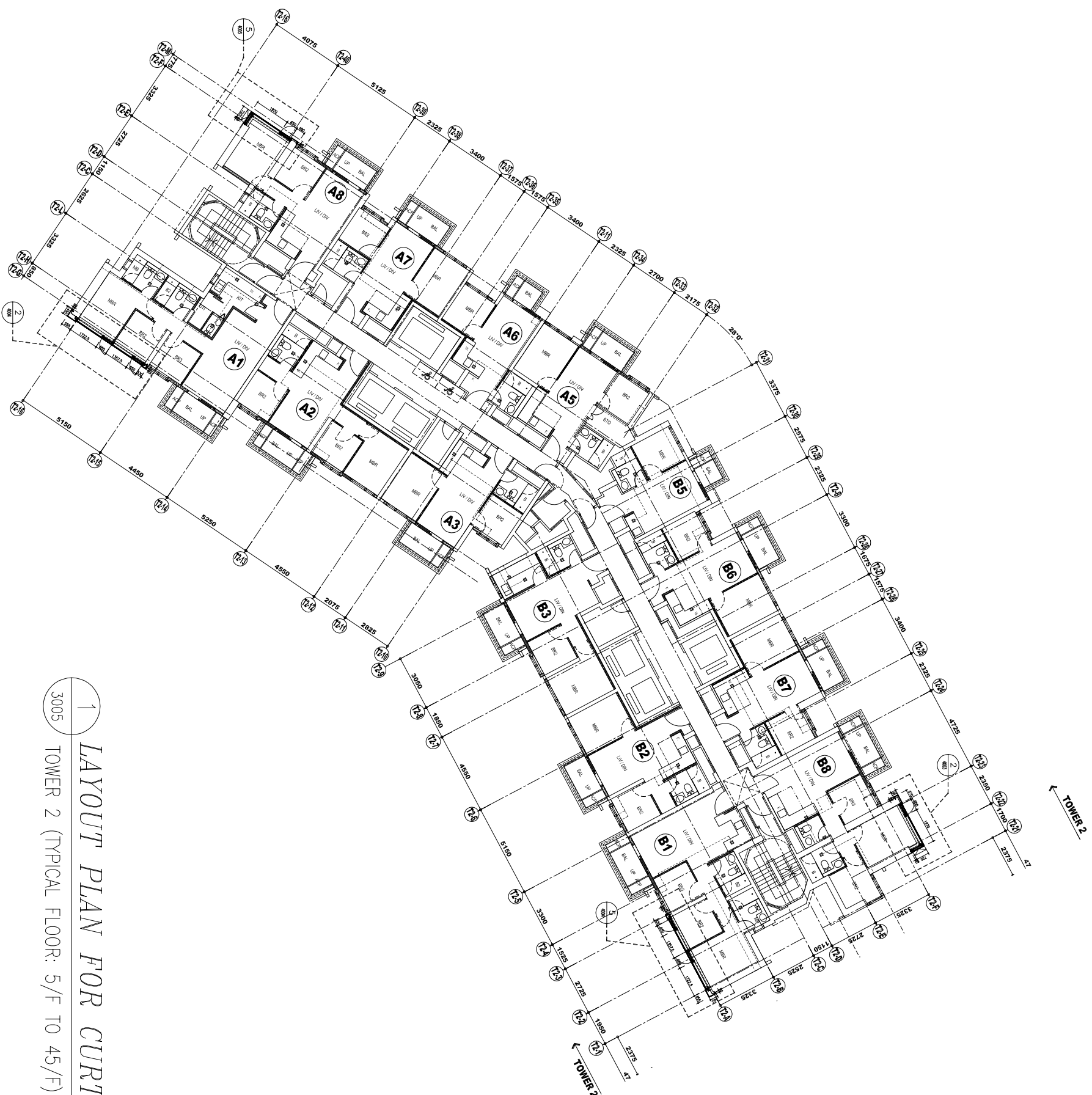
DRAWN BY : C.F. CHECKED BY :

美特鋁質有限公司
MIDI ALUMINIUM FABRICATOR LTD.
Units 6-8, Sunray Industrial Centre, 1/F
610 Ona Kwo Ling Road, Kowloon
Tel:23489211-4 Fax:(852)2727866

DWG NO. : J856-SD-CW-3004 REV. : -



1 LAYOUT PLAN FOR CURTAIN WALL
3004 TOWER 1 (TYPICAL FLOOR: 5/F TO 45/F)



1 LAYOUT PLAN FOR CURTAIN WALL
 3005 TOWER 2 (TYPICAL FLOOR: 5/F TO 45/F)

B.D. REF :

CLIENT :

SUN HUNG KAI
REAL ESTATE AGENCY LTD.

42/F SUN HUNG KAI CENTRE, WANGCHAI, HONGKONG

ARCHITECT :

lwk&partners
 A R C H I T E C T S

MAIN CONTRACTOR :

Yee Fai 怡輝建築有限公司
 Building Contractors Ltd.

STRUCTURAL ENGINEER :

ARUP

FAÇADE CONSULTANT:

ALPHA CONSULTING LIMITED
 Steel Structure & Façade Specialist

NOTE :

1. ALL DIMENSIONS ARE IN mm.
2. ALL ELEVATIONS ARE VIEWED FROM OUTSIDE.
3. ALL DIMENSIONS TO BE VERIFIED ON SITE BEFORE FABRICATION.

LEGEND :

- ⊗11—DETAIL MARK NO.
- ⊗X001—REFER SHEET NO.
- 1. F.F.L.—FINISHED FLOOR LEVEL
- 2. S.F.L.—STRUCTURAL FLOOR LEVEL
- 3. Ⓡ—REVERSED DETAIL

NO.	DATE	REVISION	BY

JOB NO. : J-856

PROJECT : PROPOSED DEVELOPMENT ABOVE LIGHT RAIL TIN WING STOP-TSWTL NO.23,AREA 33,TIN SHUI WAI, N.T.

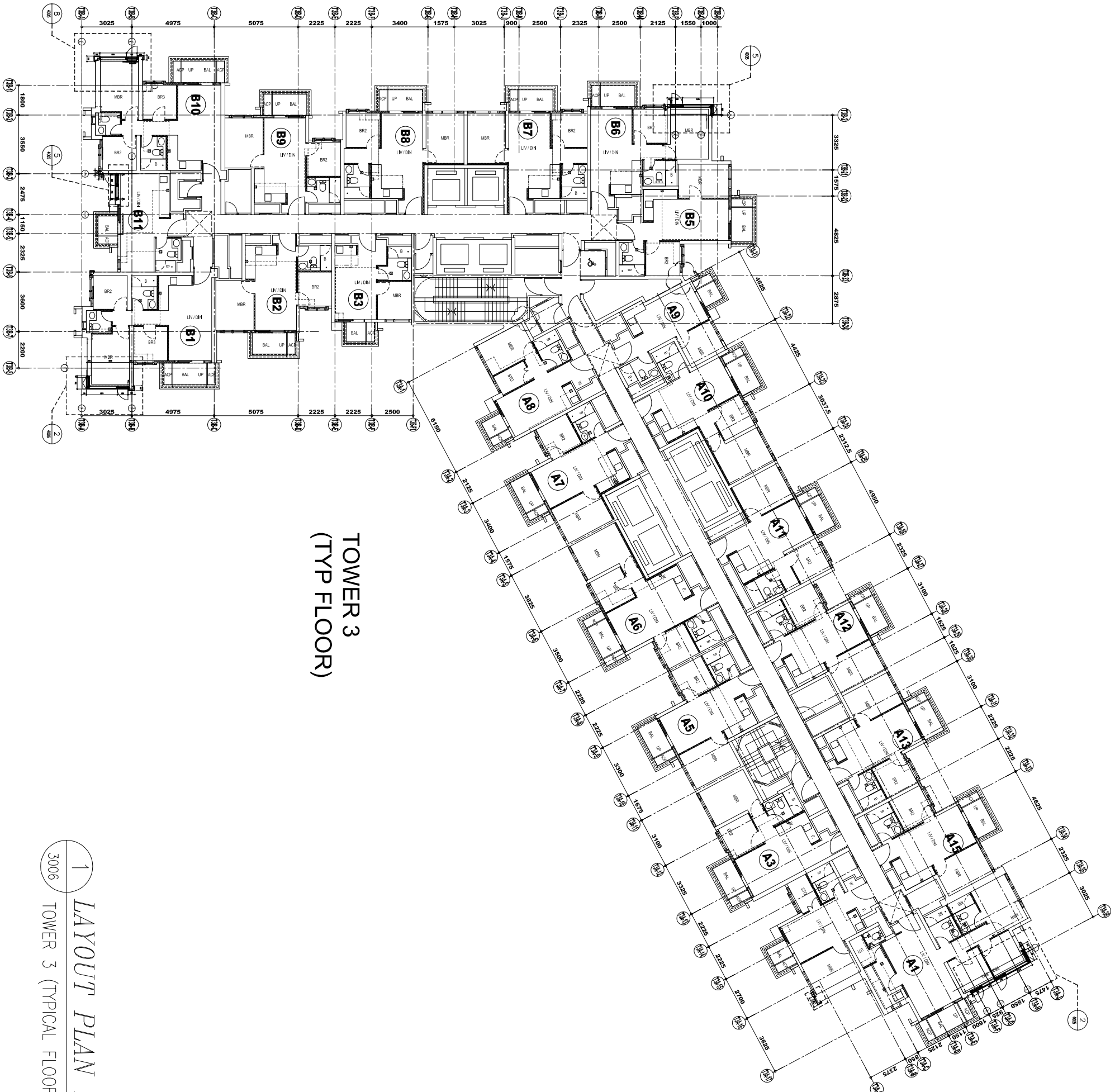
TITLE : LAYOUT PLAN FOR CURTAIN WALL @ TOWER 2 (TYP)

DATE : 31-OCT-22 SCALE : 1:250

DRAWN BY : C.F. CHECKED BY :

美特鋁質有限公司
MIDI ALUMINIUM FABRICATOR LTD.
 Units 6-8, Sunray Industrial Centre, 1/F
 610 Ona Kwo Ling Road, Kowloon
 Tel:23489211-4 Fax:(852)2727866

DWG NO. : J856-SD-CW-3005 REV. : -



TOWER 3
(TYP FLOOR)

1 LAYOUT PLAN FOR CURTAIN WALL
3006 TOWER 3 (TYPICAL FLOOR: 5/F TO 45/F)

CLIENT :

SUN HUNG KAI
REAL ESTATE AGENCY LTD.
42/F SUN HUNG KAI CENTRE, WANGCHAI, HONGKONG

ARCHITECT :

IWK&partners
A R C H I T E C T S

MAIN CONTRACTOR :

Yee Fai 怡輝建築有限公司
Building Contractors Ltd.

STRUCTURAL ENGINEER :

ARUP

FAÇADE CONSULTANT:

ALPHA CONSULTING LIMITED
Steel Structure & Façade Specialist

NOTE:

1. ALL DIMENSIONS ARE IN mm.
2. ALL ELEVATIONS ARE VIEWED FROM OUTSIDE.
3. ALL DIMENSIONS TO BE VERIFIED ON SITE BEFORE FABRICATION.

LEGEND:

- (X1) DETAIL MARK NO.
- (X001) REFER SHEET NO.
- 1. F.F.L. -- FINISHED FLOOR LEVEL
- 2. S.F.L. -- STRUCTURAL FLOOR LEVEL
- 3. (R) -- REVERSED DETAIL

NO.	DATE	REVISION	BY

JOB NO. : J-856

PROJECT :
PROPOSED DEVELOPMENT ABOVE
LIGHT RAIL TIN WING STOP TSWTL
NO.23, AREA 33, TIN SHUI WAI, N.T.

TITLE :
LAYOUT PLAN FOR CURTAIN WALL
@ TOWER 3 (TYP)

DATE : 31-OCT-22 SCALE : 1:250

DRAWN BY : C.F. CHECKED BY :


美特經貿有限公司
MIDI ALUMINIUM FABRICATOR LTD.
Units 6-8, Sunray Industrial Centre, 1/F
610 Ona Kwo Ling Road, Kwailoon
Tel: 23489211-4 Fax: (852) 2727866
DWG NO. : J856-SD-CW-3006 REV. : -

CLIENT :



42/F SUN HUNG KAI CENTRE, WANGCHAI, HONGKONG

ARCHITECT :



MAIN CONTRACTOR :



STRUCTURAL ENGINEER :



FAÇADE CONSULTANT :



Steel Structure & Façade Specialist

NOTE :

1. ALL DIMENSIONS ARE IN mm.
2. ALL ELEVATIONS ARE VIEWED FROM OUTSIDE.
3. ALL DIMENSIONS TO BE VERIFIED ON SITE BEFORE FABRICATION.

LEGEND :

- ⊗ X1 --- DETAIL MARK NO.
- ⊗ X001 --- REFER SHEET NO.
- 1. F.F.L. --- FINISHED FLOOR LEVEL
- 2. S.F.L. --- STRUCTURAL FLOOR LEVEL
- 3. Ⓡ --- REVERSED DETAIL

NO.	DATE	REVISION


JOB NO. : J-856

PROJECT :
PROPOSED DEVELOPMENT ABOVE
LIGHT RAIL TIN WING STOP-TSWTL
NO.23,AREA 33,TIN SHUI WAI, N.T.

TITLE :
LAYOUT PLAN FOR CURTAIN WALL
© TOWER 1 (46/F)

DATE : 31-OCT-22 SCALE : 1:250

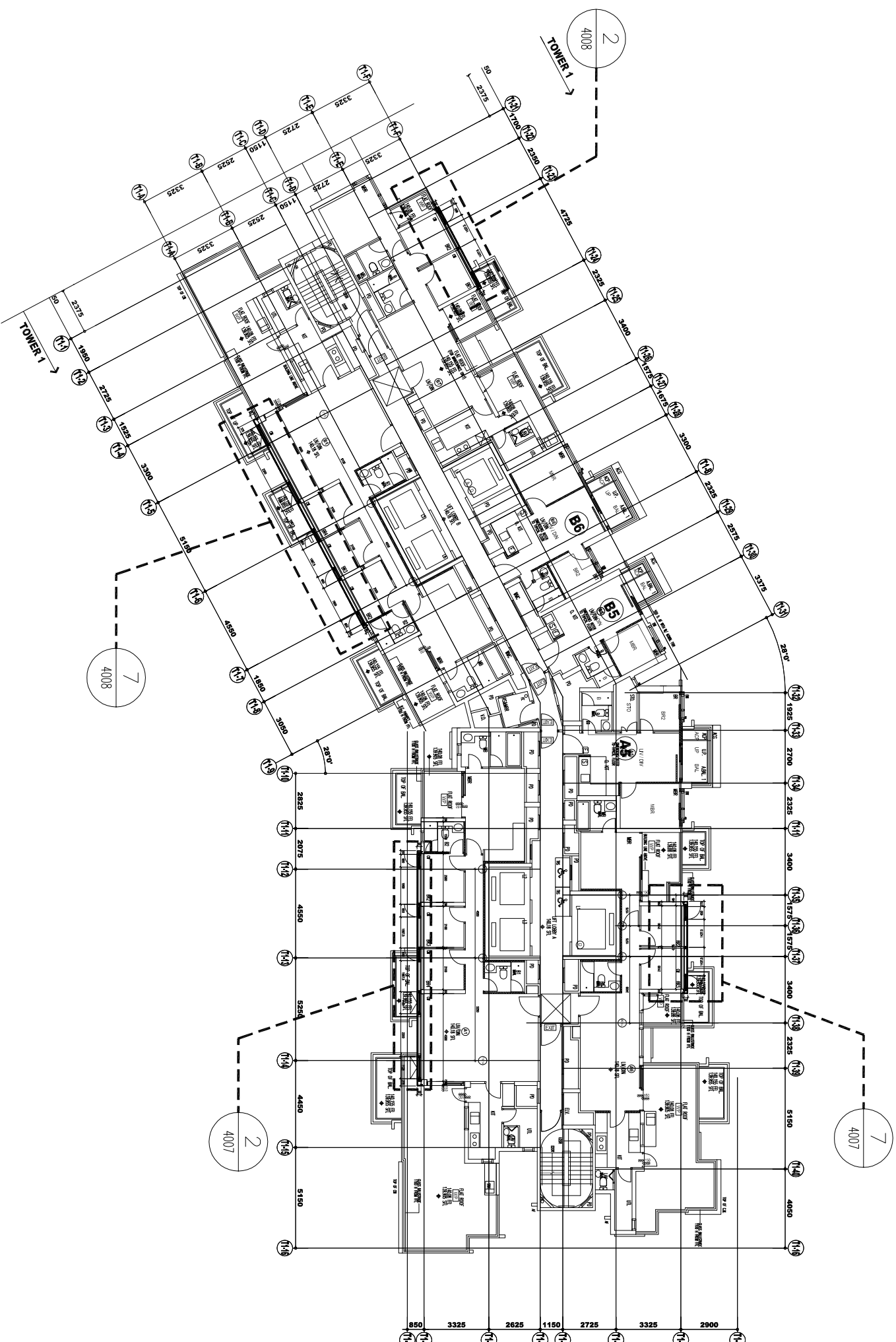
DRAWN BY : C.F. CHECKED BY :

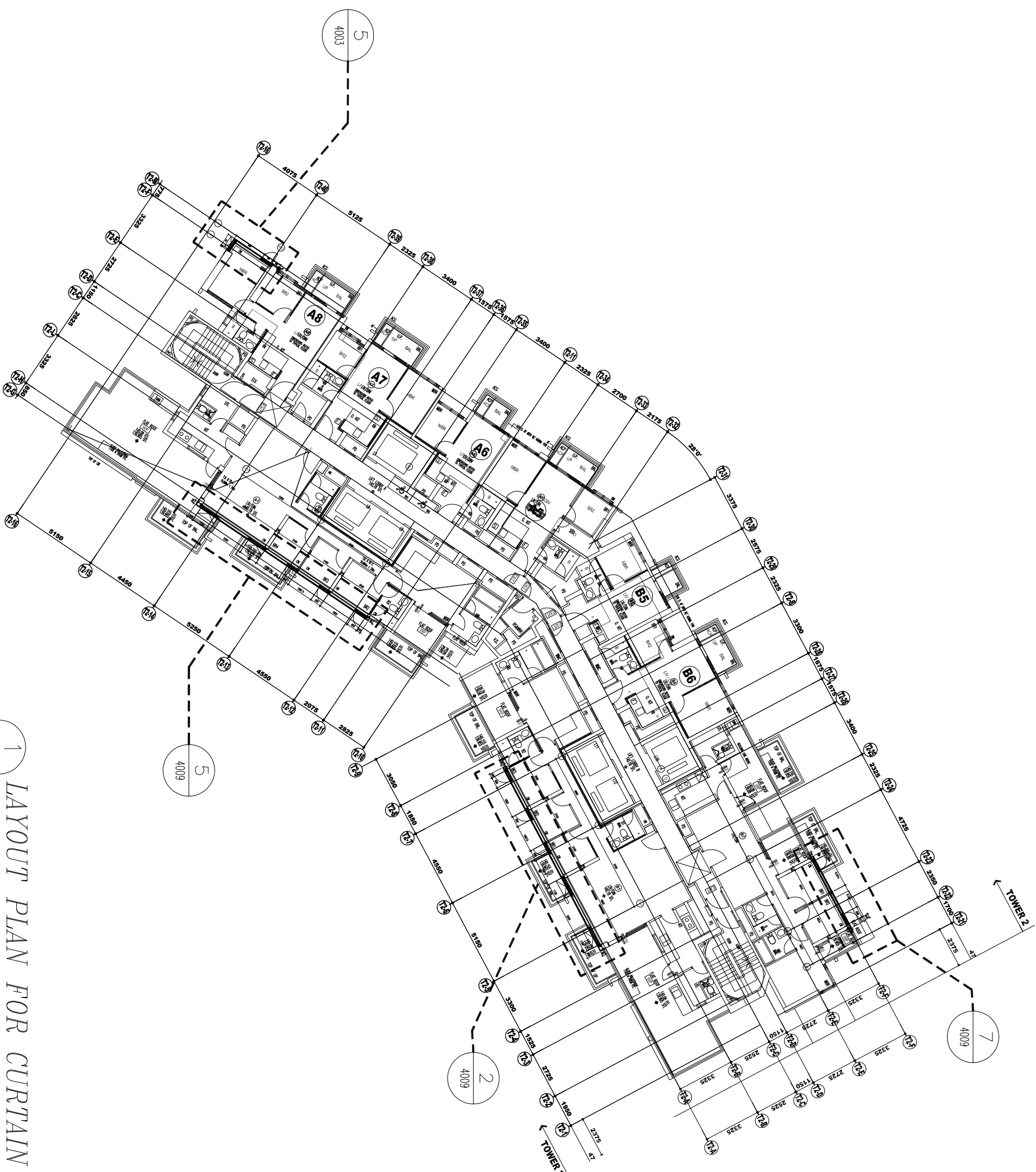


Units 6-8, Sunray Industrial Centre, 1/F
610 Ona Kwo Ling Road, Kowloon
Tel:23489211-4 Fax:(852)2727866

DWG NO. : J856-SD-CW-3007 REV. : -

1 LAYOUT PLAN FOR CURTAIN WALL
3007 TOWER 1 (46/F)





1 LAYOUT PLAN FOR CURTAIN WALL
TOWER 2 (46/F)
3008

CLIENT :

SUN HUNG KAI
REAL ESTATE AGENCY LTD.
42/F SUN HUNG KAI CENTRE, WANGCHAI, HONGKONG

ARCHITECT :

Iwk&partners
A R C H I T E C T S

MAIN CONTRACTOR :

怡輝建築有限公司
Yee Fai Building Contractors Ltd.

STRUCTURAL ENGINEER :

ARUP

FAÇADE CONSULTANT:

ALPHA CONSULTING LIMITED
Steel Structure & Façade Specialist

NOTE :

1. ALL DIMENSIONS ARE IN mm.
2. ALL ELEVATIONS ARE VIEWED FROM OUTSIDE.
3. ALL DIMENSIONS TO BE VERIFIED ON SITE BEFORE FABRICATION.

LEGEND :

- X1 --- DETAIL MARK NO.
- X001 --- REFER SHEET NO.
- 1. F.F.L. --- FINISHED FLOOR LEVEL
- 2. S.F.L. --- STRUCTURAL FLOOR LEVEL
- 3. /R --- REVERSED DETAIL

NO.	DATE	REVISION	BY

JOB NO. : J-856

PROJECT : PROPOSED DEVELOPMENT ABOVE LIGHT RAIL TIN WING STOP-TSWTL NO.23, AREA 33, TIN SHUI WAI, N.T.

TITLE : LAYOUT PLAN FOR CURTAIN WALL
© TOWER 2 (46/F)

DATE : 31-OCT-22 SCALE : 1:250

DRAWN BY : C.F. CHECKED BY :

美特鋁質有限公司
MIDI ALUMINIUM FABRICATOR LTD.
Units 6-8, Sunray Industrial Centre, 1/F
610 Ona Kwo Ling Road, Kowloon
Tel: 23489211-4 Fax: (852) 2727866
DWG NO. : J856-SD-CW-3008 REV. : -



1 LAYOUT PLAN FOR CURTAIN WALL
 TOWER 3 (46/F)

B.O. REF :

CLIENT :

SUN HUNG KAI
REAL ESTATE AGENCY LTD.
 42/F SUN HUNG KAI CENTRE, WANGCHAI, HONGKONG

ARCHITECT :

IWK&partners
 A R C H I T E C T S

MAIN CONTRACTOR :

Yee Fai 怡輝建築有限公司
 Building Contractors Ltd.

STRUCTURAL ENGINEER :

ARUP

FAÇADE CONSULTANT :

ALPHA CONSULTING LIMITED
 Steel Structure & Façade Specialist

NOTE :

1. ALL DIMENSIONS ARE IN mm.
 2. ALL ELEVATIONS ARE VIEWED FROM OUTSIDE.
 3. ALL DIMENSIONS TO BE VERIFIED ON SITE BEFORE FABRICATION.
- LEGEND :
- (X1) --- DETAIL MARK NO.
 - (X001) --- REFER SHEET NO.
 - 1. F.F.L. --- FINISHED FLOOR LEVEL
 - 2. S.F.L. --- STRUCTURAL FLOOR LEVEL
 - 3. (R) --- REVERSED DETAIL

NO.	DATE	REVISION

JOB NO. : J-856

PROJECT : PROPOSED DEVELOPMENT ABOVE LIGHT RAIL TIN WING STOP TSWTL NO.23, AREA 33, TIN SHUI WAI, N.T.

TITLE : LAYOUT PLAN FOR CURTAIN WALL
 © TOWER 3 (46/F)

DATE : 31-OCT-22 SCALE : 1:250

DRAWN BY : C.F. CHECKED BY :

美特鋁質有限公司
MIDI ALUMINIUM FABRICATOR LTD.
 Units 6-8, Sunray Industrial Centre, 1/F
 610 Cho Kwong Road, Kowloon
 Tel: 23489211-4 Fax: (852) 27277866
 DWG NO. : J856-SD-CW-3009 REV. : -

B.O. REF :

CLIENT :

SUN HUNG KAI
REAL ESTATE AGENCY LTD.
42/F SUN HUNG KAI CENTRE, WINGHAI, HONGKONG

ARCHITECT :

Iw&partners
A R C H I T E C T S

MAIN CONTRACTOR :

怡輝建築有限公司
Yee Fai Building Contractors Ltd.

STRUCTURAL ENGINEER :

ARUP
ALPHA CONSULTING LIMITED
Steel Structure & Facade Specialist

FAÇADE CONSULTANT :


ARUP
ALPHA CONSULTING LIMITED
Steel Structure & Facade Specialist

NOTE :

1. ALL DIMENSIONS ARE IN mm.
2. ALL ELEVATIONS ARE VIEWED FROM OUTSIDE.
3. ALL DIMENSIONS TO BE VERIFIED ON SITE BEFORE FABRICATION.

LEGEND :

- (X1) DETAIL MARK NO.
- (X001) REFER SHEET NO.
- 1. F.F.L. -- FINISHED FLOOR LEVEL
- 2. S.F.L. -- STRUCTURAL FLOOR LEVEL
- 3. (R) -- REVERSED DETAIL



1 PART ELEV. FOR CURTAIN WALL
TCW-PE101-1'

2 PART ELEV. FOR CURTAIN WALL
TCW-PE101-1'' (H-VISION)

3 PART ELEV. FOR CURTAIN WALL
TCW-PE101-1' (L-VISION)

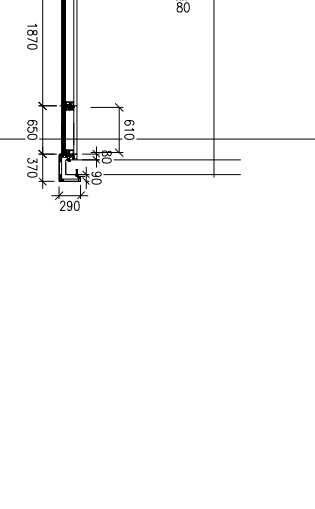
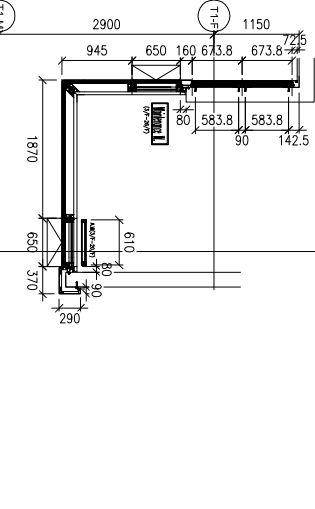
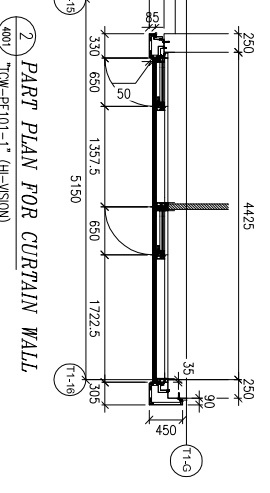
4 PART ELEV. FOR CURTAIN WALL
TCW-PE101-1''

A PART SECTION
GLASS CLADDING

B PART SECTION

C PART SECTION

D PART SECTION

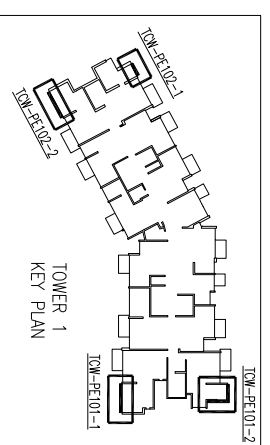


2 PART PLAN FOR CURTAIN WALL
TCW-PE101-1'' (H-VISION)

3 PART PLAN FOR CURTAIN WALL
TCW-PE101-2'' (H-VISION)

6 PART PLAN FOR CURTAIN WALL
TCW-PE101-2'' (L-VISION)

3 PART PLAN FOR CURTAIN WALL
TCW-PE101-1' (L-VISION)



TITLE :	PART ELEV & PLAN & SECTION FOR CURTAIN WALL @ TOWER 1 (TYPICAL)
DATE :	31-OCT-22
SCALE :	1:100
DRAWN BY :	C.F
CHECKED BY :	
JOB NO. :	J-856
PROJECT :	PROPOSED DEVELOPMENT ABOVE LIGHT RAIL TIN WING STOP TSWTL NO.23, AREA 33, TIN SHUI WAI, N.T.
M/I	
DATE	REVISED
BR	

美特鋁業有限公司
MIDI ALUMINIUM FABRICATOR LTD.
Units 6-8, Sunray Industrial Centre, 1/F
610 Ona Kwong Road, Kowloon
Tel: 23489211-4 Fax: (852) 27277666
DWG NO. : J856-SD-CW-4001

B.O. REF :

CLIENT :

SUN HUNG KAI
REAL ESTATE AGENCY LTD.
42/F SUN HUNG KAI CENTRE, WINGHAI, HONGKONG

ARCHITECT :

lwk&partners
A R C H I T E C T S

MAIN CONTRACTOR :

Yee Fai 怡輝建築有限公司
Building Contractors Ltd.

STRUCTURAL ENGINEER :

ARUP
ALPHA CONSULTING LIMITED
Steel Structure & Facade Specialist

FAÇADE CONSULTANT:

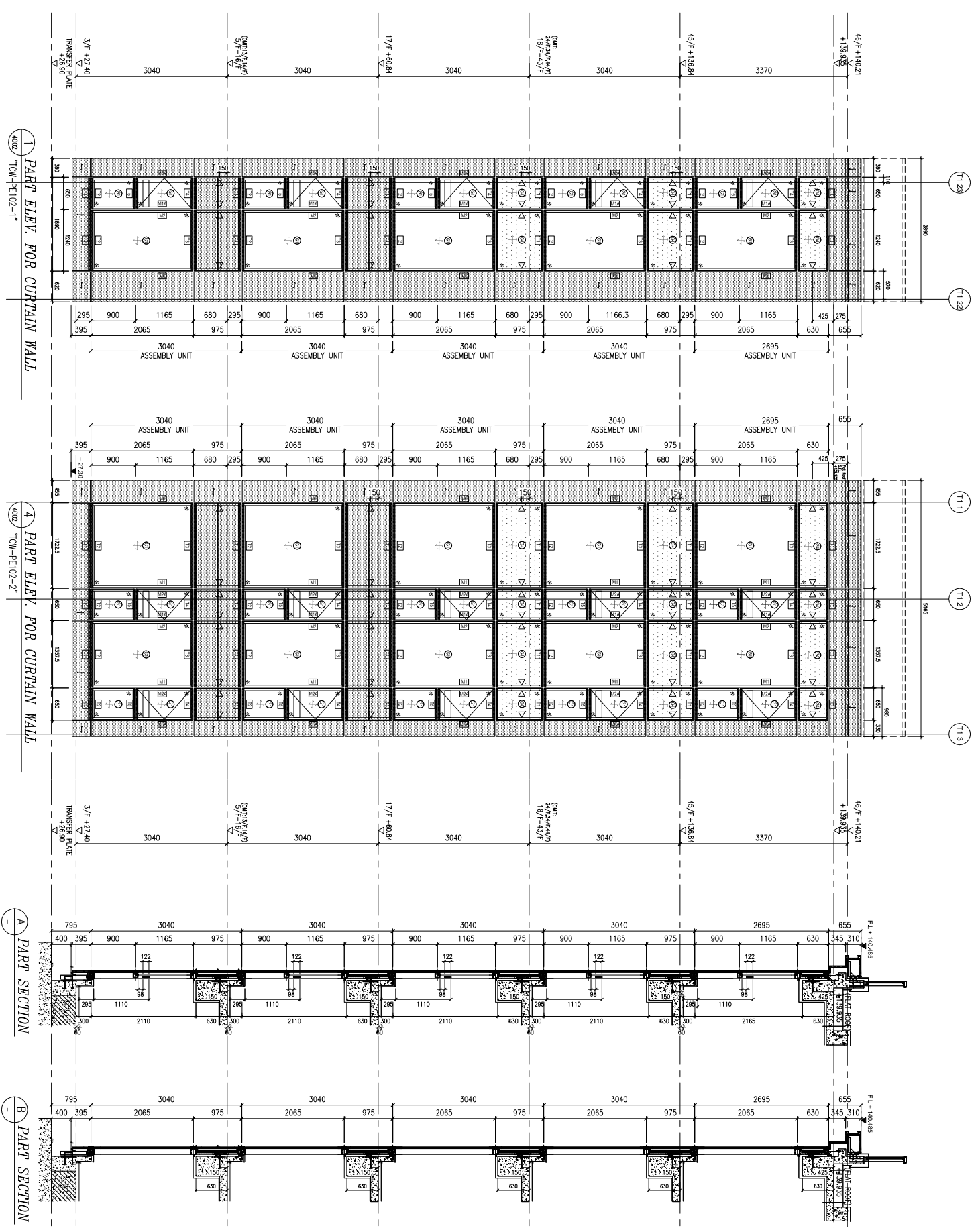
ALPHA CONSULTING LIMITED
Steel Structure & Facade Specialist

NOTE :

1. ALL DIMENSIONS ARE IN mm.
2. ALL ELEVATIONS ARE VIEWED FROM OUTSIDE.
3. ALL DIMENSIONS TO BE VERIFIED ON SITE BEFORE FABRICATION.

LEGEND :

- (X1) DETAIL MARK NO.
- (X001) REFER SHEET NO.
- 1. F.L. -- FINISHED FLOOR LEVEL
- 2. S.L. -- STRUCTURAL FLOOR LEVEL
- 3. (R) -- REVERSED DETAIL



1 PART ELEV. FOR CURTAIN WALL
TOW-PE102-1*

2 PART ELEV. FOR CURTAIN WALL
TOW-PE102-2*

A PART SECTION

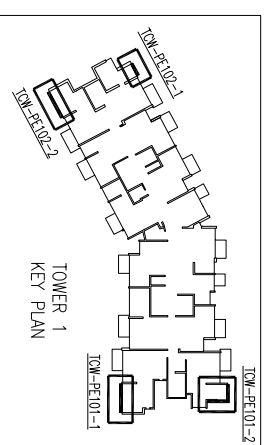
B PART SECTION

3 PART PLAN FOR CURTAIN WALL
TOW-PE102-1* (H-VISION)

4 PART PLAN FOR CURTAIN WALL
TOW-PE102-2* (H-VISION)

5 PART PLAN FOR CURTAIN WALL
TOW-PE102-1* (L-O-VISION)

6 PART PLAN FOR CURTAIN WALL
TOW-PE102-2* (L-O-VISION)



TITLE : PART ELEV & PLAN & SECTION FOR CURTAIN WALL
@ TOWER 1 (TYPICAL)

JOB NO. : J-856

PROJECT : PROPOSED DEVELOPMENT ABOVE LIGHT RAIL TIN WING STOP-TSWTL NO.23, AREA 33, TIN SHUI WAI, N.T.

DATE : 31-OCT-22 SCALE : 1:100

DRAWN BY : C.F. CHECKED BY :

Units 6-8, Sunray Industrial Centre, 1/F
610 Ono Kwong Road, Kowloon
Tel: 23489211-4 Fax: (852) 27277666

美特經貿有限公司
MIDI ALUMINIUM FABRICATOR LTD.

DWG NO. : J856-SD-CW-4002 REV. : -

B.O. REF :

CLIENT :

SUN HUNG KAI
REAL ESTATE AGENCY LTD.
42/F SUN HUNG KAI CENTRE, WINGLOH, HONGKONG

ARCHITECT :

Iw&partners
A R C H I T E C T S

MAIN CONTRACTOR :

怡輝建築有限公司
Yee Fai Building Contractors Ltd.

STRUCTURAL ENGINEER :

ARUP

FAÇADE CONSULTANT :

ALPHA CONSULTING LIMITED
Steel Structure & Façade Specialist

NOTE :

1. ALL DIMENSIONS ARE IN mm.
2. ALL ELEVATIONS ARE VIEWED FROM OUTSIDE.
3. ALL DIMENSIONS TO BE VERIFIED ON SITE BEFORE FABRICATION.

LEGEND :

- (X1) DETAIL MARK NO.
- (X001) REFER SHEET NO.
- 1. F.F.L. -- FINISHED FLOOR LEVEL
- 2. S.F.L. -- STRUCTURAL FLOOR LEVEL
- 3. (R) -- REVERSED DETAIL

NO.	DATE	REVISION

JOB NO. : J-856

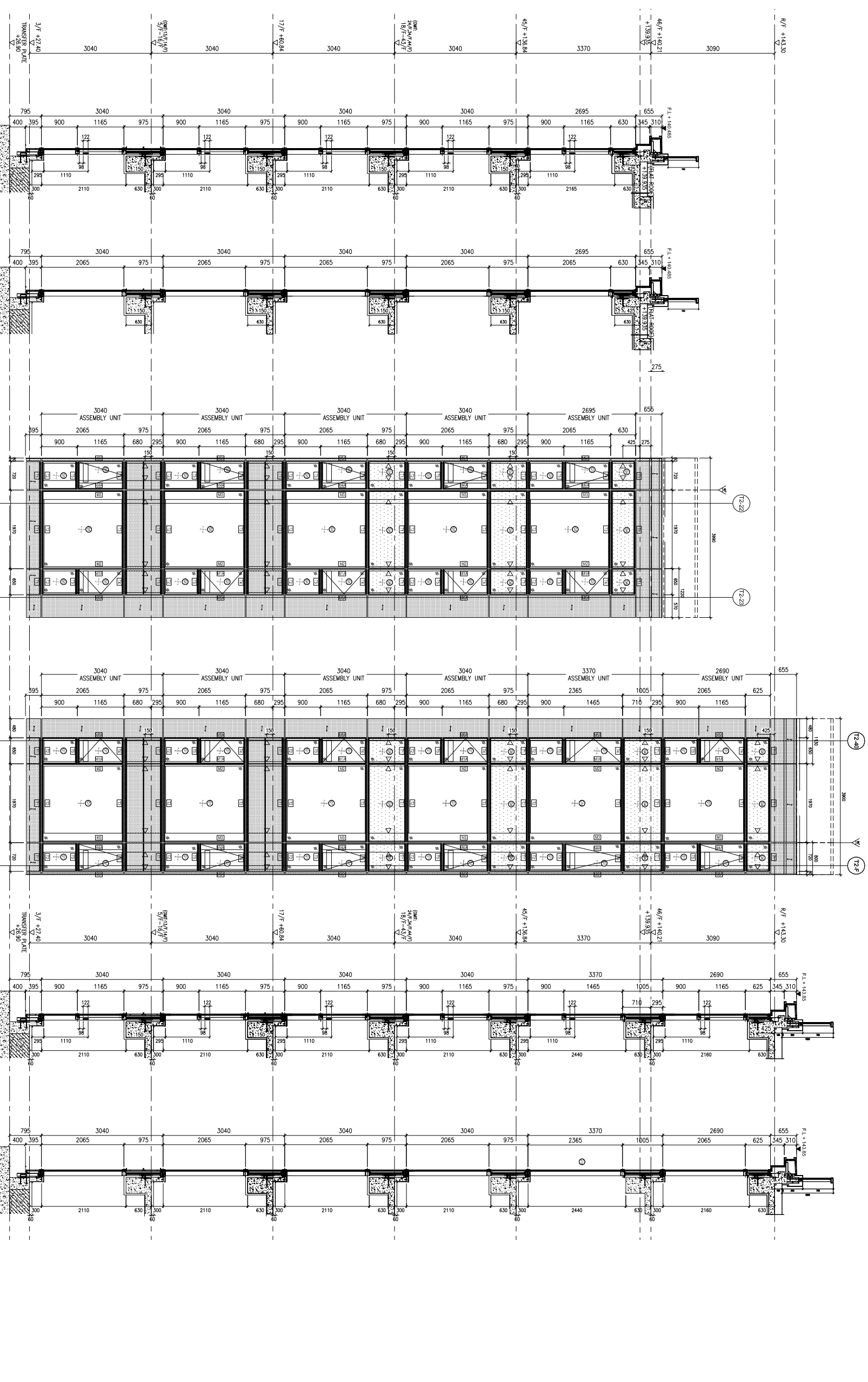
PROJECT : PROPOSED DEVELOPMENT ABOVE LIGHT RAIL TIN WING STOP-TSWTL NO.23, AREA 33, TIN SHUI WAI, N.T.

TITLE : PART ELEV & PLAN & SECTION FOR CURTAIN WALL @ TOWER 2 (TYPICAL)

DATE : 31-OCT-22 SCALE : 1:100

DRAWN BY : C.F. CHECKED BY :

美特鋁業有限公司
MIDI ALUMINIUM FABRICATOR LTD.
Units 6-8, Sunray Industrial Centre, 1/F
610 Ono Kwo Ling Road, Kowloon
Tel: 23489211-4 Fax: (852) 27277666
DWG NO. : J856-SD-CW-4003 REV. : -



A PART SECTION

B PART SECTION

1 PART ELEV. FOR CURTAIN WALL
TOW-PE201-1'

4 PART ELEV. FOR CURTAIN WALL
TOW-PE201-2'

C PART SECTION

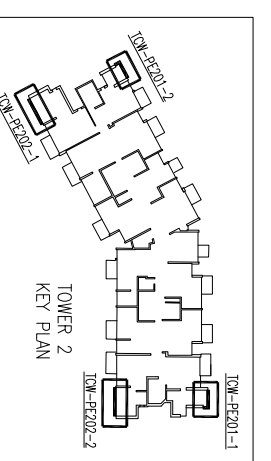
D PART SECTION

2 PART PLAN FOR CURTAIN WALL
TOW-PE201-1' (H-VISION)

5 PART PLAN FOR CURTAIN WALL
TOW-PE201-2' (H-VISION)

3 PART PLAN FOR CURTAIN WALL
TOW-PE201-1' (O-VISION)

6 PART PLAN FOR CURTAIN WALL
TOW-PE201-2' (O-VISION)



B.O. REF :

CLIENT :

SUN HUNG KAI
REAL ESTATE AGENCY LTD.
42/F SUN HUNG KAI CENTRE, WINGHAI, HONGKONG

ARCHITECT :
IWK&partners
A R C H I T E C T S

MAIN CONTRACTOR :
怡輝建築有限公司
Yee Fai Building Contractors Ltd.

STRUCTURAL ENGINEER :
ARUP

FAÇADE CONSULTANT:
ALPHA CONSULTING LIMITED
Steel Structure & Façade Specialist

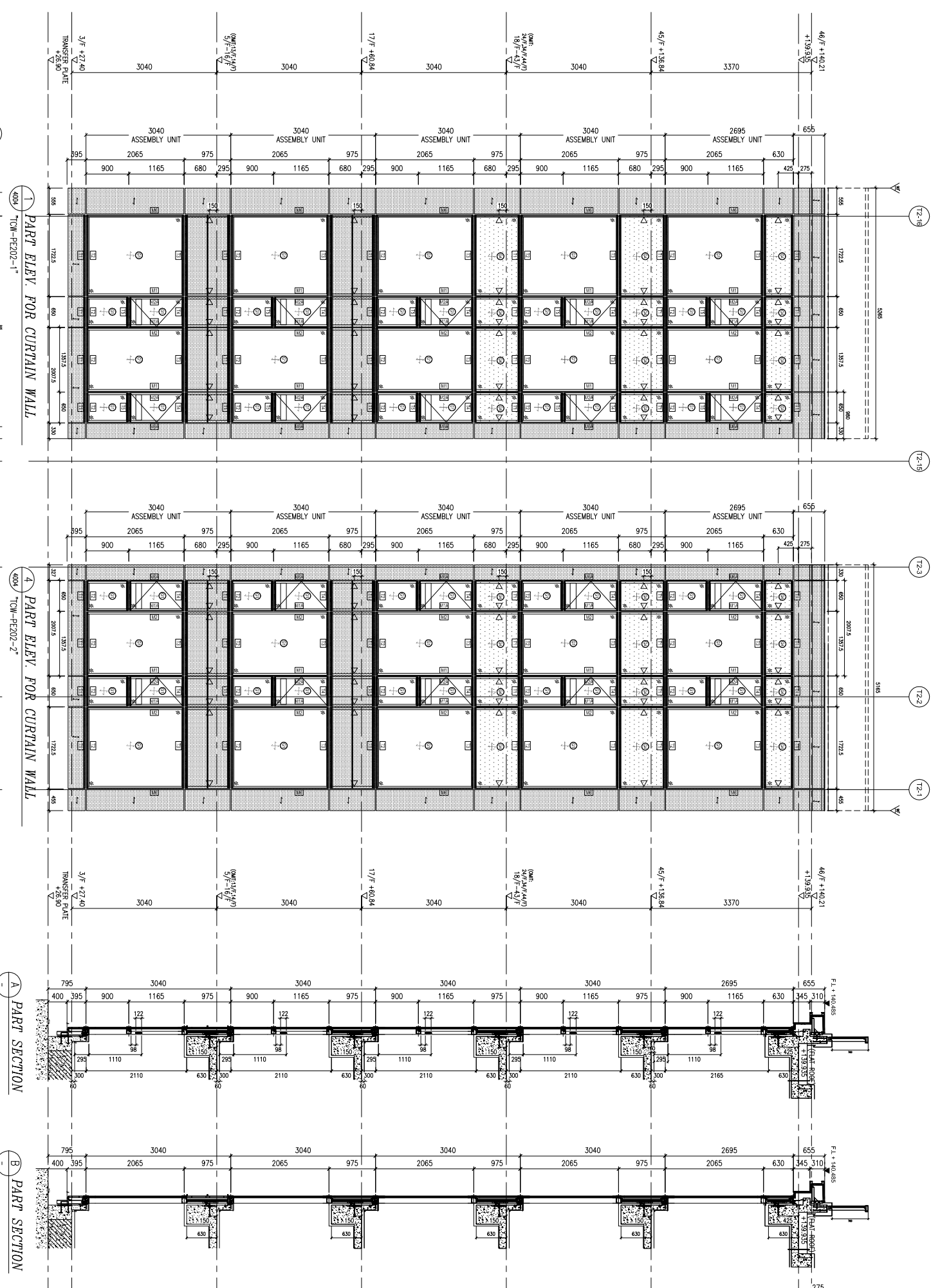
NOTE:
1. ALL DIMENSIONS ARE IN mm.
2. ALL ELEVATIONS ARE VIEWED FROM OUTSIDE.
3. ALL DIMENSIONS TO BE VERIFIED ON SITE BEFORE FABRICATION.

LEGEND:
①1 DETAIL MARK NO.
①001 REFER SHEET NO.
1. F.F.L.--FINISHED FLOOR LEVEL
2. S.F.L.--STRUCTURAL FLOOR LEVEL
3. Ⓡ --REVERSED DETAIL

NO.	DATE	REVISION

JOB NO. : J-856
PROJECT : PROPOSED DEVELOPMENT ABOVE LIGHT RAIL TIN WING STOP-TSWTL NO.23.AREA 33,TIN SHUI WAI, N.T.
TITLE : PART ELEV & PLAN & SECTION FOR CURTAIN WALL @ TOWER 2 (TYPICAL)

DATE : 31-OCT-22 SCALE : 1:10
DRAWN BY : C.F. CHECKED BY :
美特鋁業有限公司
MIDI ALUMINIUM FABRICATOR LTD.
Units 6-8, Sunray Industrial Centre, 1/F
610 Cho Kwong Road, Kwun Tong
Tel:23489211-4 Fax:(852)2727866
DWG NO. : J856-SD-CW-4004 REV. : -



1 PART ELEV. FOR CURTAIN WALL
TOWER-PC202-1'

4 PART ELEV. FOR CURTAIN WALL
TOWER-PC202-2'

A PART SECTION

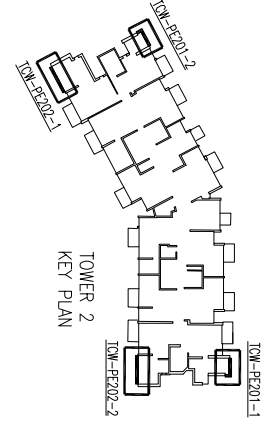
B PART SECTION

2 PART PLAN FOR CURTAIN WALL
TOWER-PC202-1' (H-VISION)

5 PART PLAN FOR CURTAIN WALL
TOWER-PC202-2' (H-VISION)

3 PART PLAN FOR CURTAIN WALL
TOWER-PC202-1' (U-VISION)

6 PART PLAN FOR CURTAIN WALL
TOWER-PC202-2' (U-VISION)



B.O. REF :

CLIENT :

SUN HUNG KAI
REAL ESTATE AGENCY LTD.
42/F SUN HUNG KAI CENTRE, WINGHUA, HONGKONG

ARCHITECT :

Iw&partners
A R C H I T E C T S

MAIN CONTRACTOR :

怡輝建築有限公司
Yee Fai Building Contractors Ltd.

STRUCTURAL ENGINEER :

ARUP
ALPHA CONSULTING LIMITED
Steel Structure & Facade Specialist

FAÇADE CONSULTANT:


ARUP
ALPHA CONSULTING LIMITED
Steel Structure & Facade Specialist

NOTE :

1. ALL DIMENSIONS ARE IN mm.
2. ALL ELEVATIONS ARE VIEWED FROM OUTSIDE.
3. ALL DIMENSIONS TO BE VERIFIED ON SITE BEFORE FABRICATION.

LEGEND :

- (X1) --- DETAIL MARK NO.
- (X001) --- REFER SHEET NO.
- 1. F.F.L. --- FINISHED FLOOR LEVEL
- 2. S.F.L. --- STRUCTURAL FLOOR LEVEL
- 3. (R) --- REVERSED DETAIL



1 PART ELEV FOR CURTAIN WALL
4005 TOW-FC301-1*

4 PART ELEV FOR CURTAIN WALL
4005 TOW-FC301-2*

7 PART ELEV FOR CURTAIN WALL
4005 TOW-FC302-1*

A PART SECTION

B PART SECTION

2 PART PLAN FOR CURTAIN WALL
4005 TOW-FC301-1* (H-VISION)

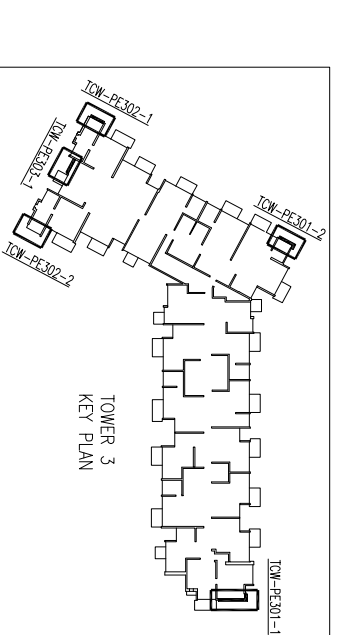
5 PART PLAN FOR CURTAIN WALL
4005 TOW-FC301-2* (H-VISION)

8 PART PLAN FOR CURTAIN WALL
4005 TOW-FC302-1* (H-VISION)

3 PART PLAN FOR CURTAIN WALL
4005 TOW-FC301-1* (L-O-VISION)

6 PART PLAN FOR CURTAIN WALL
4005 TOW-FC301-2* (L-O-VISION)

9 PART PLAN FOR CURTAIN WALL
4005 TOW-FC302-1* (L-O-VISION)



TITLE : PART ELEV & PLAN & SECTION FOR CURTAIN WALL @ TOWER 3 (TYPICAL)

DATE : 31-OCT-22 SCALE : 1:100
DRAWN BY : C.F. CHECKED BY :

美特鋁質有限公司
MIDI ALUMINIUM FABRICATOR LTD.
Units 6-8, Sunray Industrial Centre, 1/F
610 Ona Kwong Road, Kowloon
Tel: 23489211-4 Fax: (852) 27277666

DWG NO. : J856-SD-CW-4005 REV. : -

B.O. REF :

CLIENT :

SUN HUNG KAI
REAL ESTATE AGENCY LTD.
42/F SUN HUNG KAI CENTRE, WINGHAI, HONGKONG

ARCHITECT :
IWK&partners
A R C H I T E C T S

MAIN CONTRACTOR :
Yee Fai
Yee Fai Building Contractors Ltd.

STRUCTURAL ENGINEER :
ARUP

FAÇADE CONSULTANT:
ALPHA CONSULTING LIMITED
Steel Structure & Façade Specialist

NOTE:
1. ALL DIMENSIONS ARE IN mm.
2. ALL ELEVATIONS ARE VIEWED FROM OUTSIDE.
3. ALL DIMENSIONS TO BE VERIFIED ON SITE BEFORE FABRICATION.

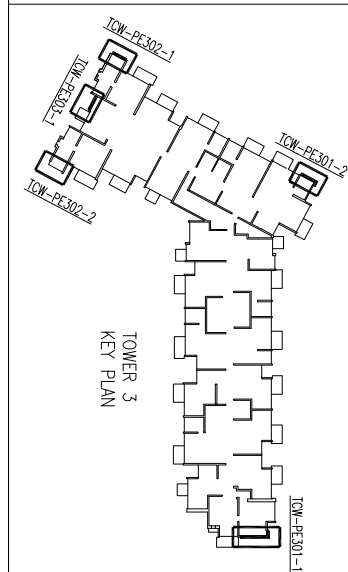

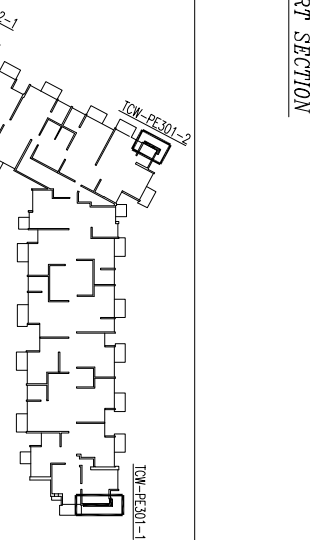
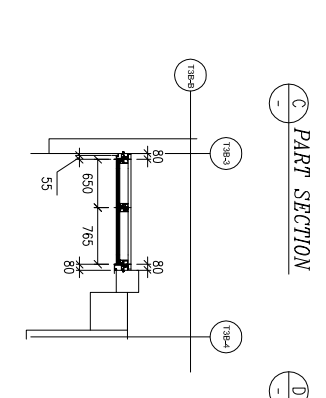
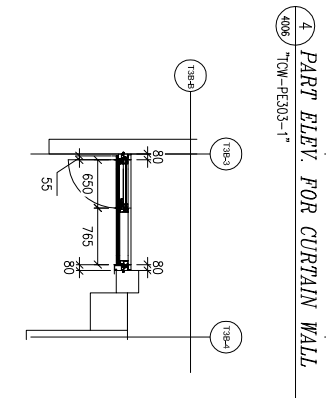
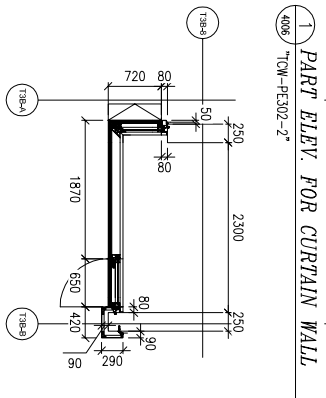
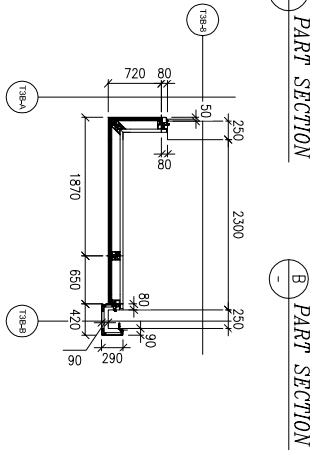

LEGEND:
⊗ -- DETAIL MARK NO.
⊗001 -- REFER SHEET NO.
1. F.F.L. -- FINISHED FLOOR LEVEL
2. S.F.L. -- STRUCTURAL FLOOR LEVEL
3. Ⓡ -- REVERSED DETAIL

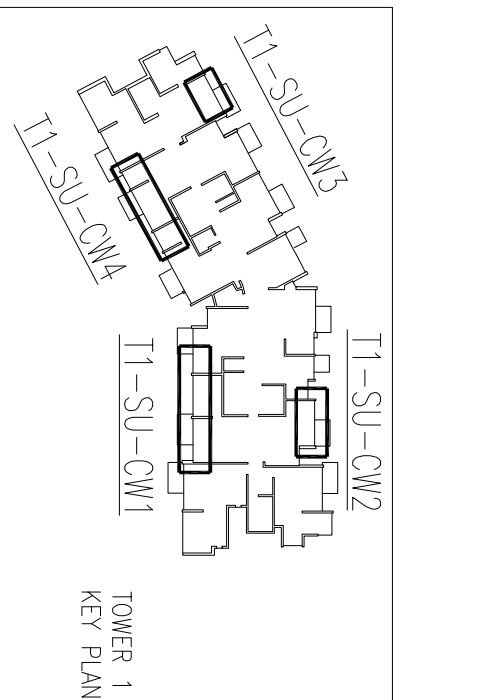
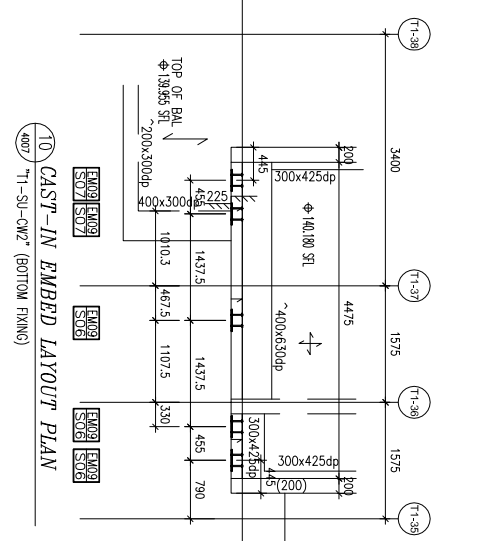
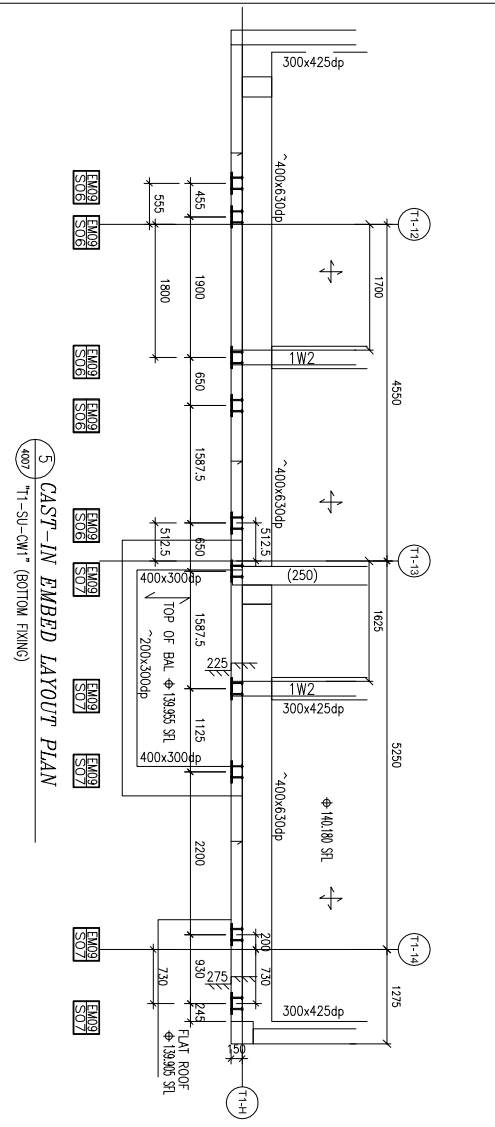
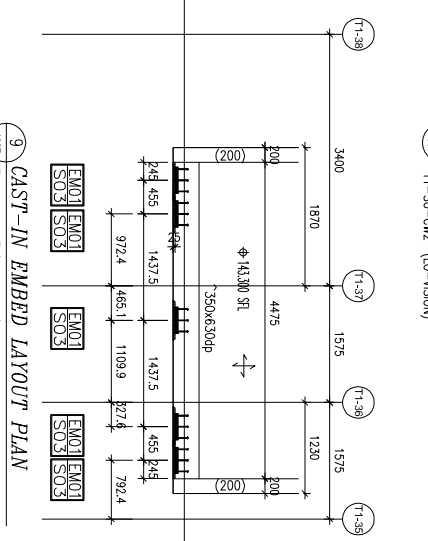
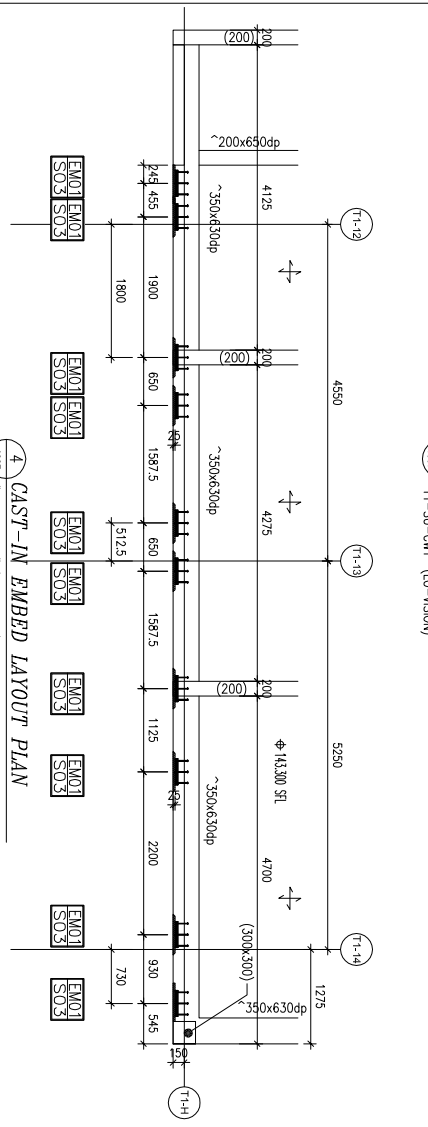
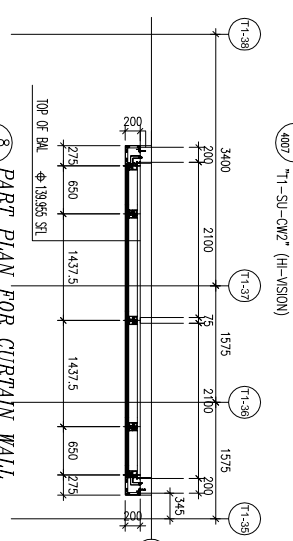
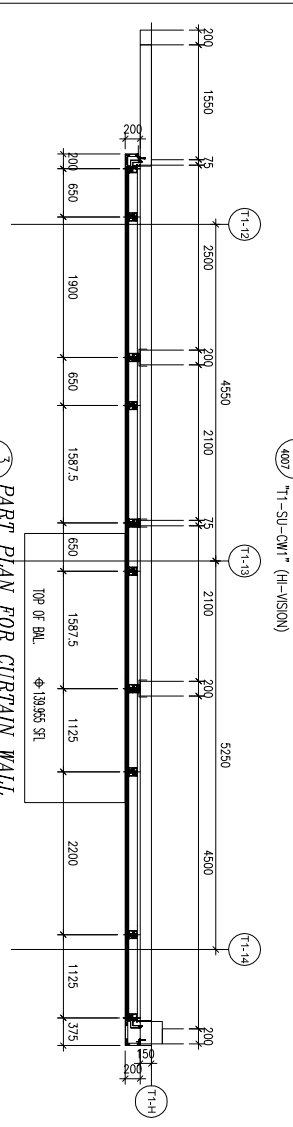
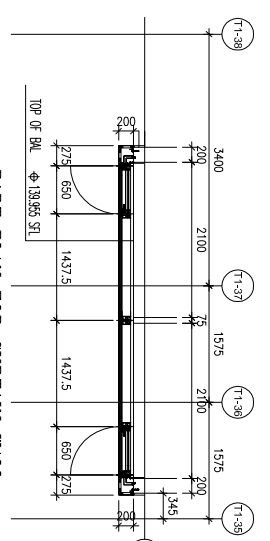
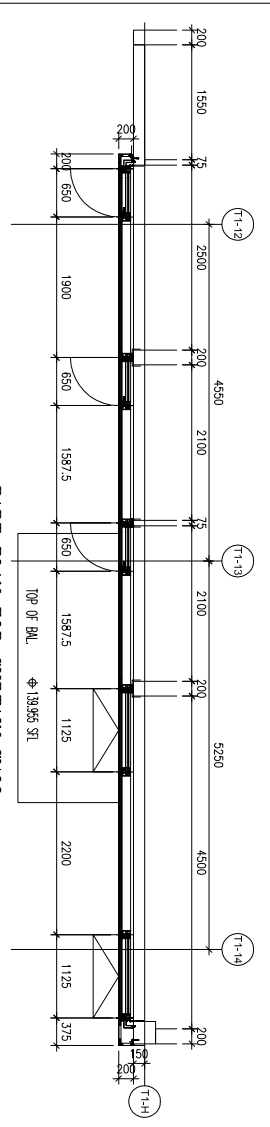
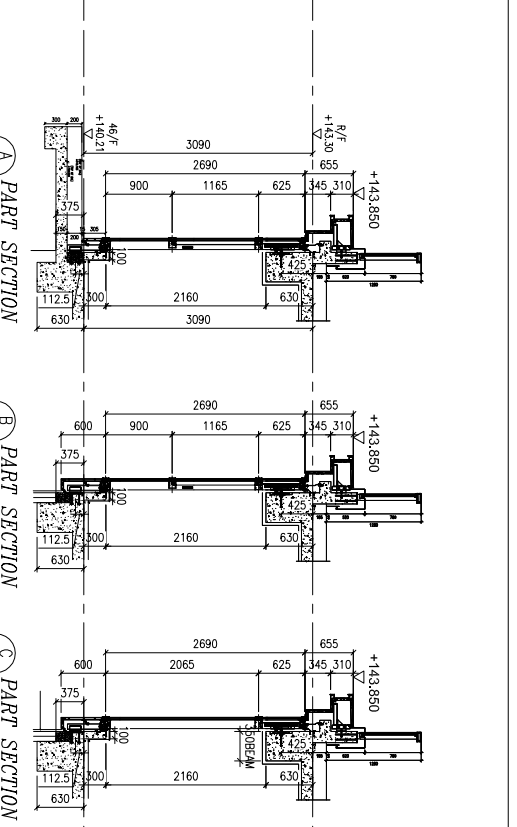
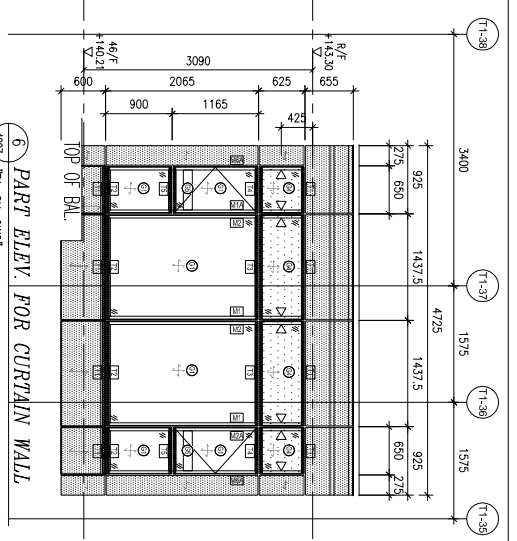
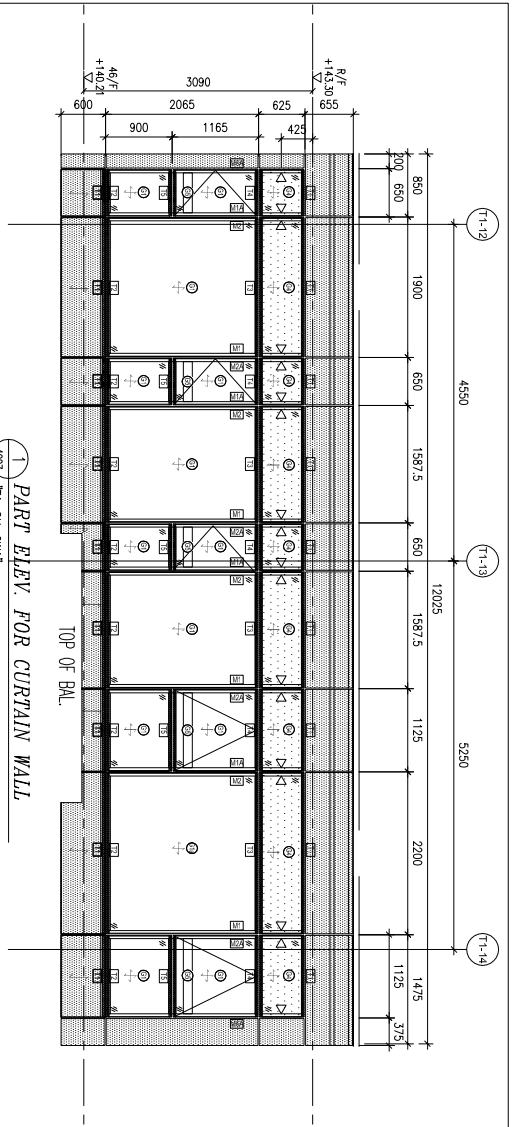
NO.	DATE	REVISION

JOB NO. : J-8556
PROJECT : PROPOSED DEVELOPMENT ABOVE LIGHT RAIL TIN WING STOP TSWTL NO.23, AREA 33, TIN SHUI WAI, N.T.

TITLE : PART ELEV & PLAN & SECTION FOR CURTAIN WALL @ TOWER 3 (TYPICAL)

DRAWN BY : C.F. CHECKED BY :
DATE : 31-OCT-22 SCALE : 1:100
M&M 美特 鋸寶有限公司
Units 6-8, Sunray Industrial Centre, 1/F
610 Ona Kwo Ling Road, Kowloon
Tel: 23489211-4 Fax: (852) 27277666
DWG NO. : J856-SD-CW-4006 REV. : -





B.O. REF :

CLIENT :

SUN HUNG KAI
REAL ESTATE AGENCY LTD.
42/F SUN HUNG KAI CENTRE, WINGHAI, HONGKONG

ARCHITECT :

IWK&partners
A T C H I T E C T S

MAIN CONTRACTOR :

怡輝建築有限公司
Yee Fai Building Contractors Ltd.

STRUCTURAL ENGINEER :

ARUP

FAÇADE CONSULTANT:

ALPHA CONSULTING LIMITED
Steel Structure & Façade Specialist

NOTE:
1. ALL DIMENSIONS ARE IN mm.
2. ALL ELEVATIONS ARE VIEWED FROM OUTSIDE.
3. ALL DIMENSIONS TO BE VERIFIED ON SITE BEFORE FABRICATION.

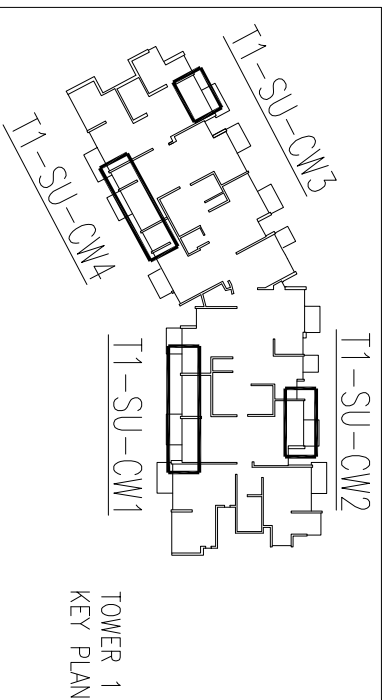
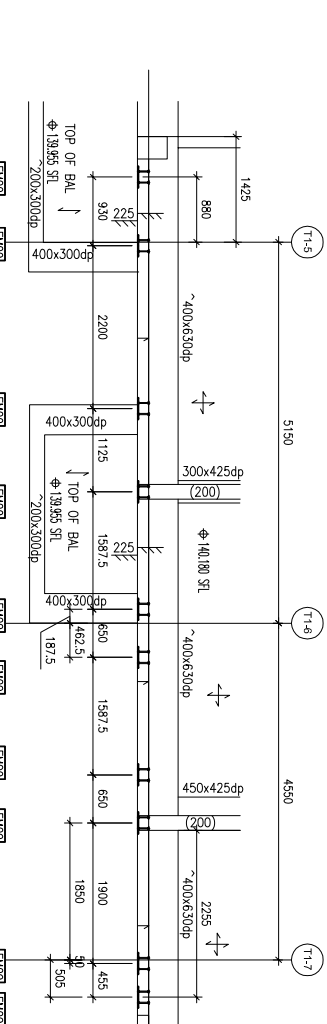
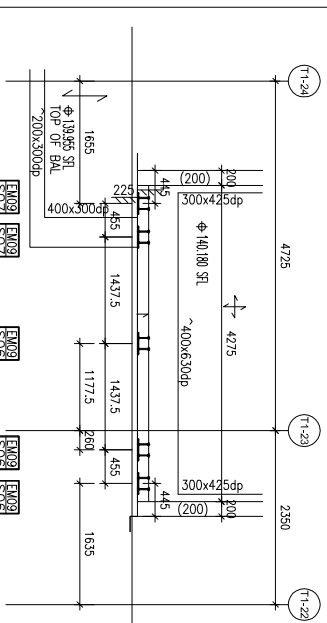
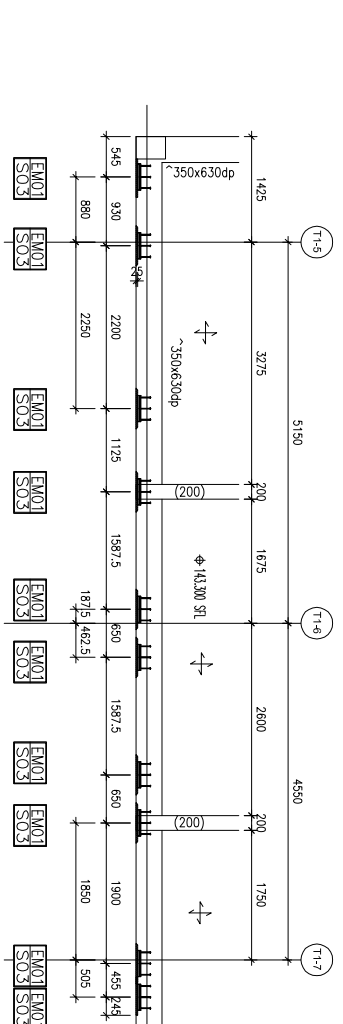
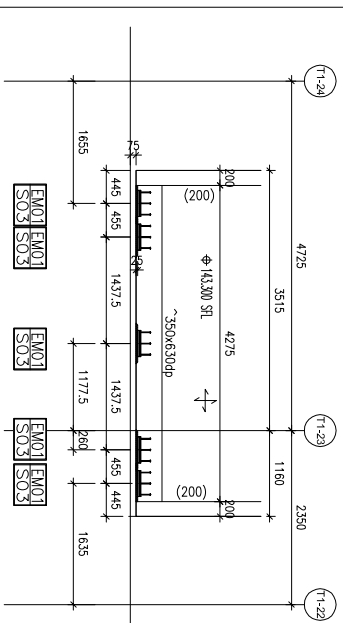
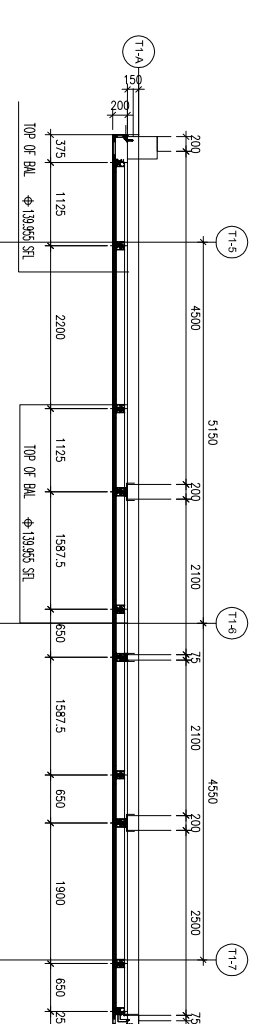
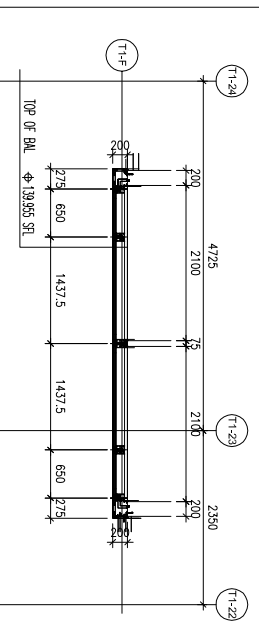
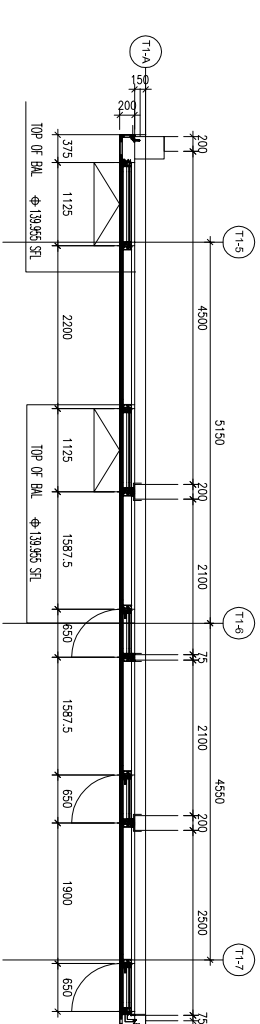
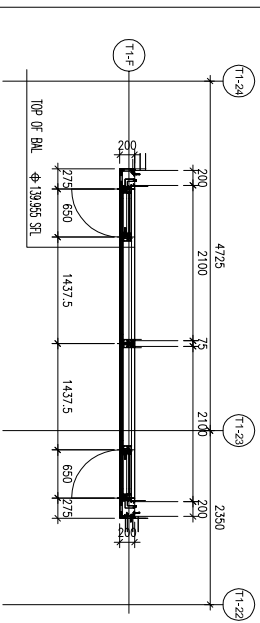
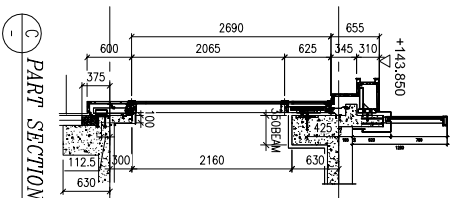
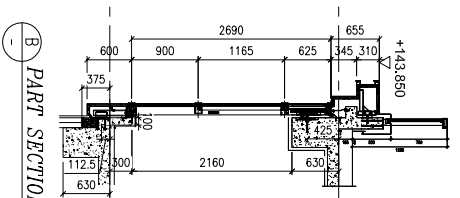
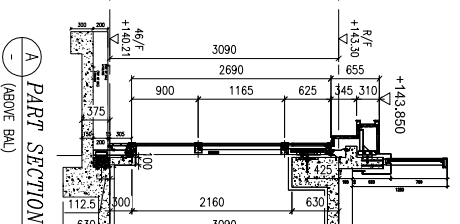
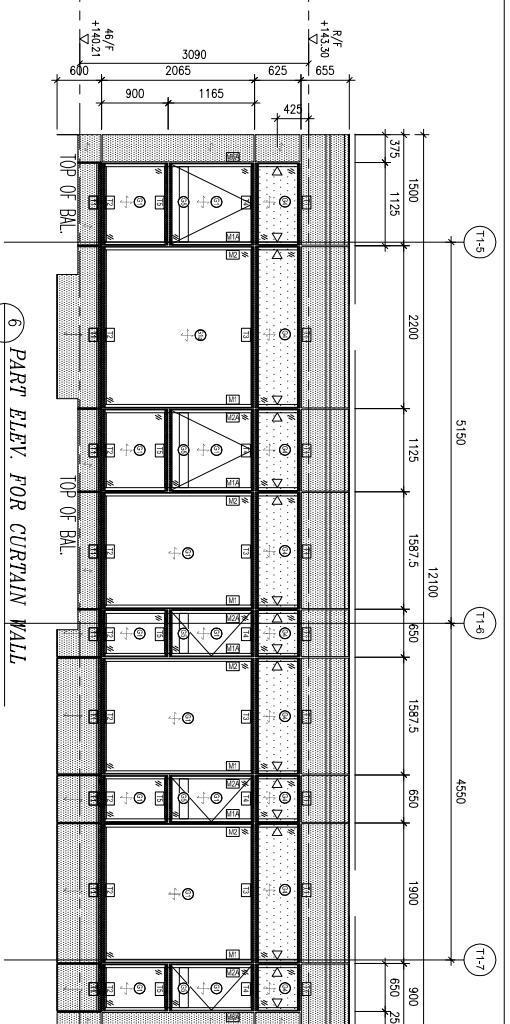
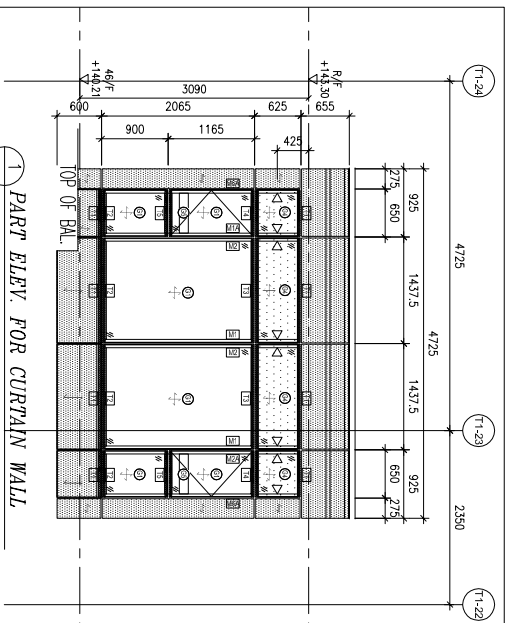
LEGEND:
⊗ -- DETAIL MARK NO.
⊗001 -- REFER SHEET NO.
1. F.F.L. -- FINISHED FLOOR LEVEL
2. S.F.L. -- STRUCTURAL FLOOR LEVEL
3. Ⓡ -- REVERSED DETAIL

NO.	DATE	REVISION

JOB NO. : J-8556
PROJECT : PROPOSED DEVELOPMENT ABOVE LIGHT RAIL TIN WING STOP TSWTL NO.23, AREA 33, TIN SHUI WAI, N.T.
TITLE : PART ELEV & PLAN & SECTION FOR CURTAIN WALL
Ⓡ TOWER 1 SU (46/F)

DATE : 31-OCT-22 SCALE : 1:100
DRAWN BY : C.F. CHECKED BY :

美特鋸寶有限公司
MIDI ALUMINIUM EXTRACTOR LTD.
Units 6-8, Sunray Road, Kwai Tsang, Kowloon
610 Ona Kwo Ling Road, Kowloon
Tel: 23489211-4 Fax: (852) 27277866
DWG NO. : J856-SD-CW-4007 REV. : -



B.O. REF :

CLIENT :

SUN HUNG KAI
REAL ESTATE AGENCY LTD.
42/F SUN HUNG KAI CENTRE, WINGHUA, HONGKONG

ARCHITECT :

IWK&partners
A R C H I T E C T S

MAIN CONTRACTOR :

Yee Fai 怡輝建築有限公司
Building Contractors Ltd.

STRUCTURAL ENGINEER :

ARUP

FAÇADE CONSULTANT:

ALPHA CONSULTING LIMITED
Steel Structure & Façade Specialist

NOTE:
1. ALL DIMENSIONS ARE IN mm.
2. ALL ELEVATIONS ARE VIEWED FROM OUTSIDE.
3. ALL DIMENSIONS TO BE VERIFIED ON SITE BEFORE FABRICATION.

LEGEND:
⊗11—DETAIL MARK NO.
⊗X001—REFER SHEET NO.
1. F.F.L.—FINISHED FLOOR LEVEL
2. S.F.L.—STRUCTURAL FLOOR LEVEL
3. Ⓡ—REVERSED DETAIL

NO.	DATE	REVISION

JOB NO. : J-8556

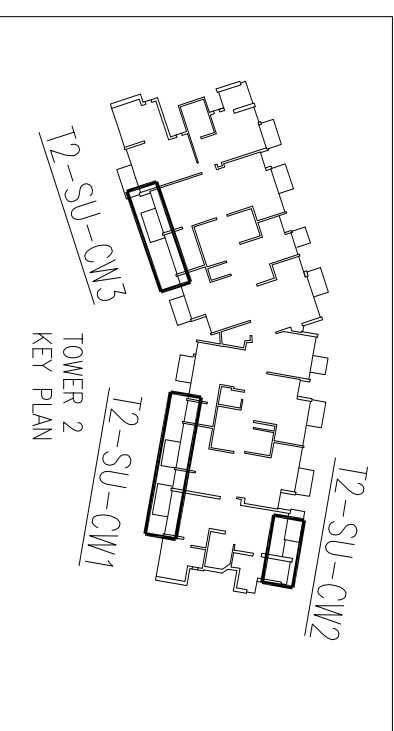
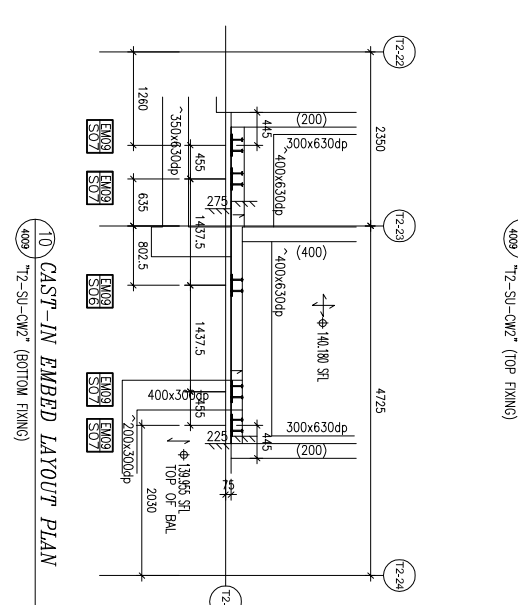
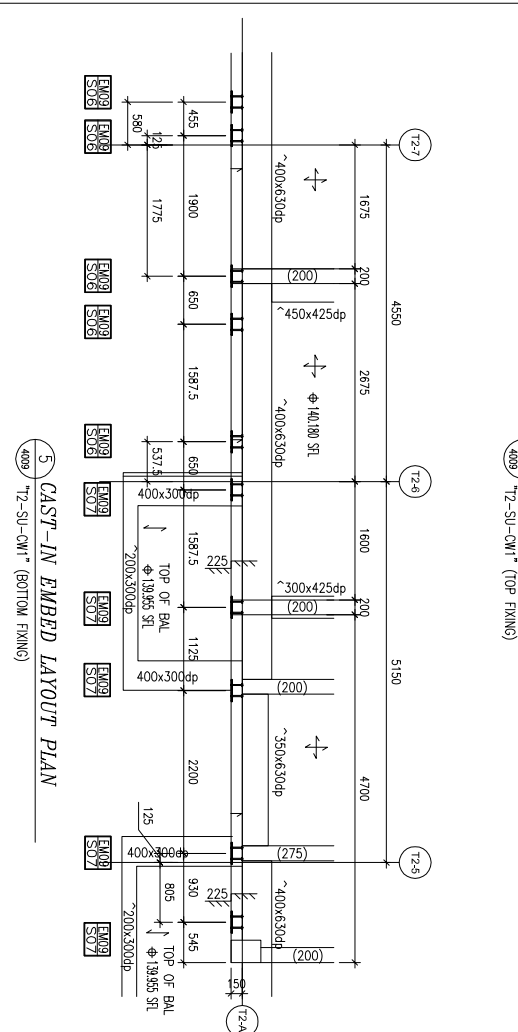
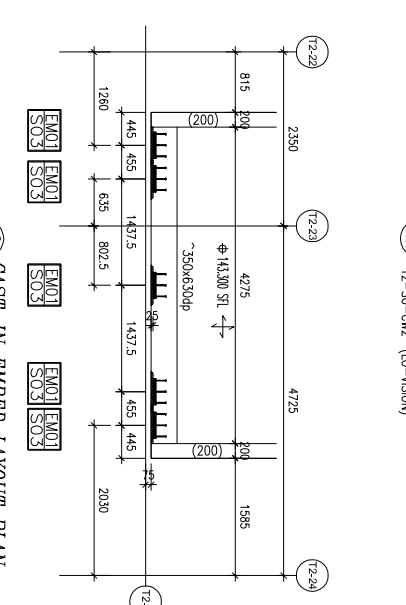
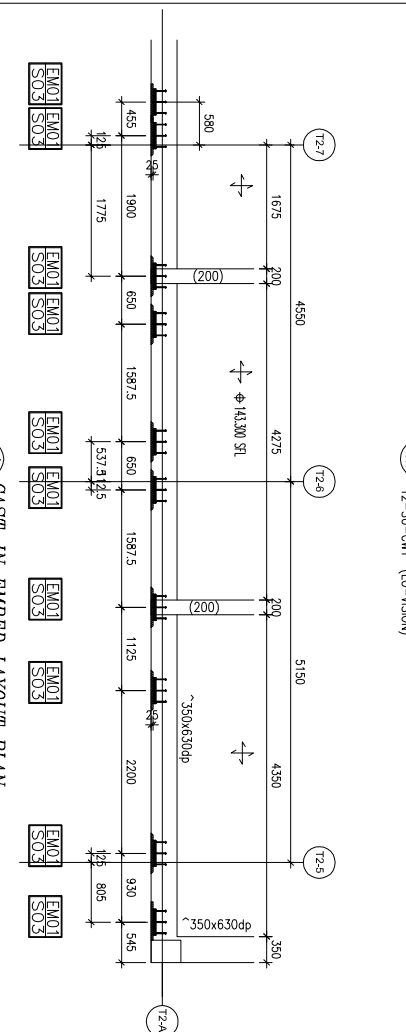
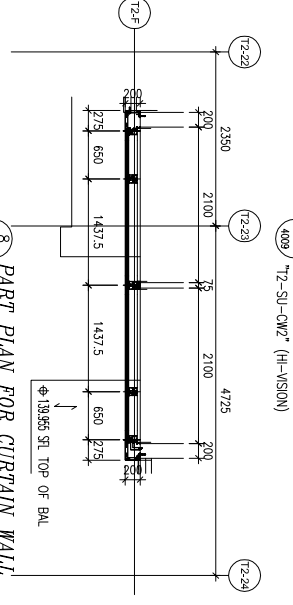
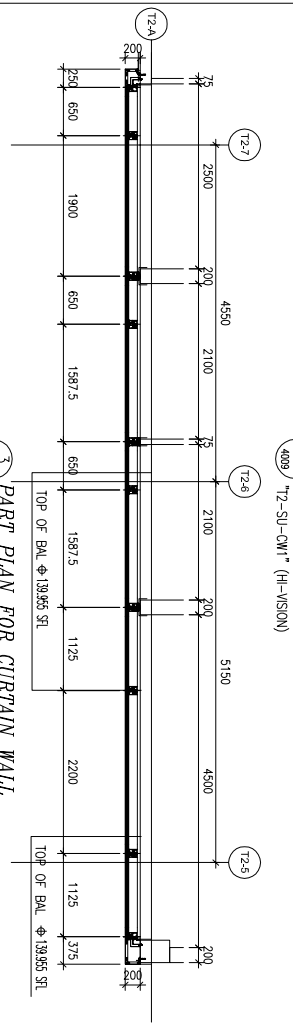
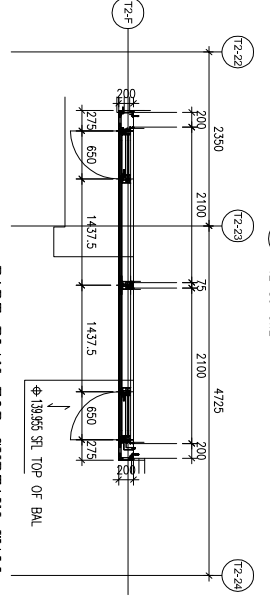
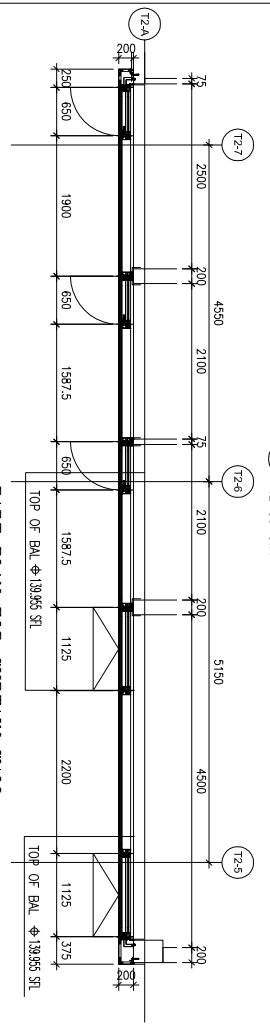

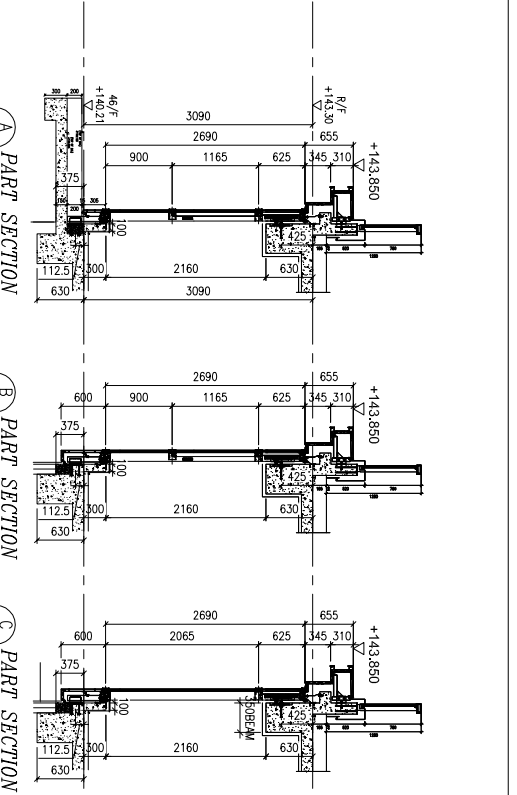
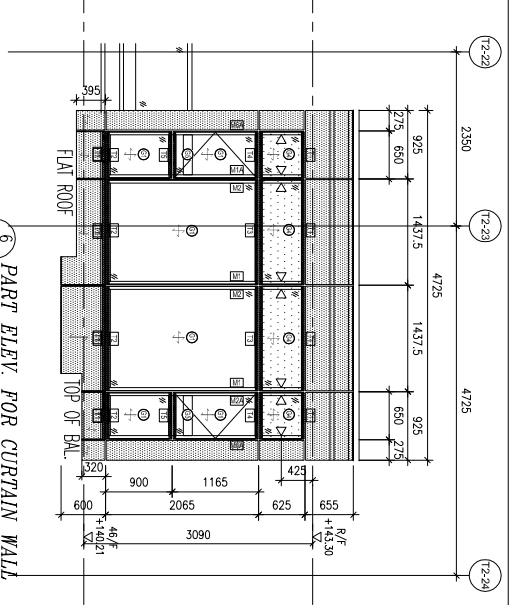
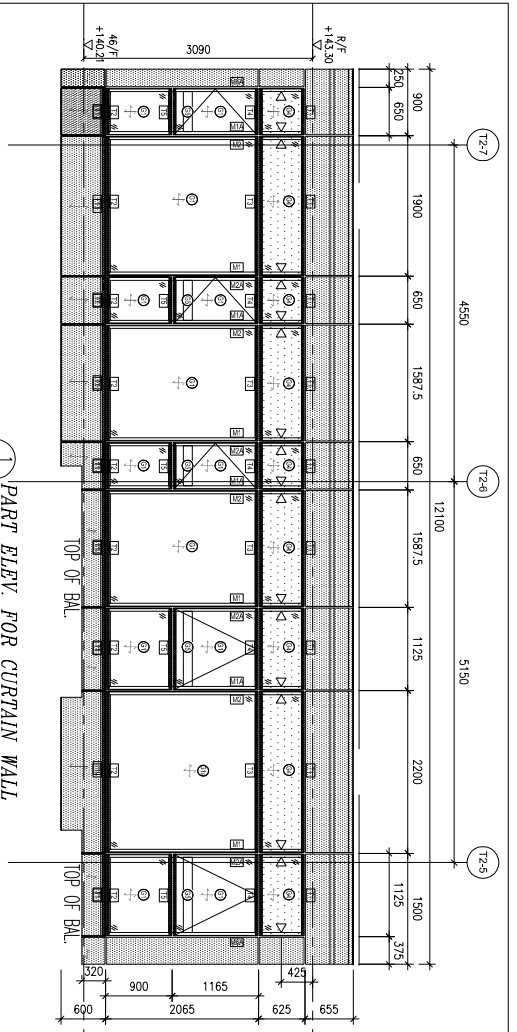
PROJECT : PROPOSED DEVELOPMENT ABOVE LIGHT RAIL TIN WING STOP-TSWTL NO.23,AREA 33,TIN SHUI WAI, N.T.

TITLE : PART ELEV & PLAN & SECTION FOR CURTAIN WALL
Ⓡ TOWER 1 SU (46/F)

DATE : 31-OCT-22 SCALE : 1:100

DRAWN BY : C.F. CHECKED BY :

美特鋁業有限公司
MIDI ALUMINIUM EXTRACTOR LTD.
Units 6-8, Sunray Industrial Centre, 1/F
610 Ona Kwo Ling Road, Kowloon
Tel:23489211-4 Fax:(852)27277866
DWG NO. : J856-SD-CW-4008 REV. : -



B.O. REF :

CLIENT :

SUN HUNG KAI REAL ESTATE AGENCY LTD.

42/F SUN HUNG KAI CENTRE, WINGHAI, HONGKONG

ARCHITECT :

IWK&partners

MAIN CONTRACTOR :

怡輝建築有限公司 Yee Fai Building Contractors Ltd.

STRUCTURAL ENGINEER :

ARUP

FAÇADE CONSULTANT :

ALPHA CONSULTING LIMITED Steel Structure & Façade Specialist

NOTE :

1. ALL DIMENSIONS ARE IN mm.
2. ALL ELEVATIONS ARE VIEWED FROM OUTSIDE.
3. ALL DIMENSIONS TO BE VERIFIED ON SITE BEFORE FABRICATION.

LEGEND :

- ⊗1 DETAIL MARK NO.
- ⊗001 REFER SHEET NO.

1. F.F.L.--FINISHED FLOOR LEVEL
2. S.F.L.--STRUCTURAL FLOOR LEVEL
3. Ⓡ--REVERSED DETAIL

NO.	DATE	REVISION

JOB NO. : J-856

PROJECT :

PROPOSED DEVELOPMENT ABOVE LIGHT RAIL TIN WING STOP-TSWTL NO.23,AREA 33,TIN SHUI WAI, N.T.

TITLE :

PART ELEV & PLAN & SECTION FOR CURTAIN WALL

Ⓢ TOWER 2 SU (46/F)

DATE : 31-OCT-22

SCALE : 1:100

DRAWN BY : C.F

CHECKED BY :



Units 6-8, Sunray Industrial Centre, 1/F
610 Che Kwo Ling Road, Kowloon
Tel:23489211-4 Fax:(852)27277866

DWG NO. : J856-SD-CW-4009 REV. : -

B.O. REF :

CLIENT :

SUN HUNG KAI
REAL ESTATE AGENCY LTD.
42/F SUN HUNG KAI CENTRE, WINGHAI, HONGKONG

ARCHITECT :

Iwk&partners
A R C H I T E C T S

MAIN CONTRACTOR :

怡輝建築有限公司
Yee Fai Building Contractors Ltd.

STRUCTURAL ENGINEER :

ARUP

FAÇADE CONSULTANT:

ALPHA CONSULTING LIMITED
Steel Structure & Façade Specialist

NOTE :

1. ALL DIMENSIONS ARE IN mm.
2. ALL ELEVATIONS ARE VIEWED FROM OUTSIDE.
3. ALL DIMENSIONS TO BE VERIFIED ON SITE BEFORE FABRICATION.

LEGEND :

- (X1) — DETAIL MARK NO.
- (X001) — REFER SHEET NO.
- 1. F.F.L. — FINISHED FLOOR LEVEL
- 2. S.F.L. — STRUCTURAL FLOOR LEVEL
- 3. (R) — REVERSED DETAIL

NO.	DATE	REVISION

JOB NO. : J-856

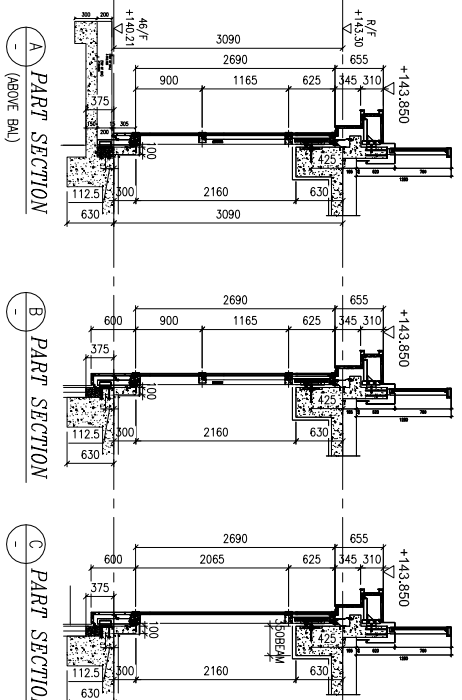
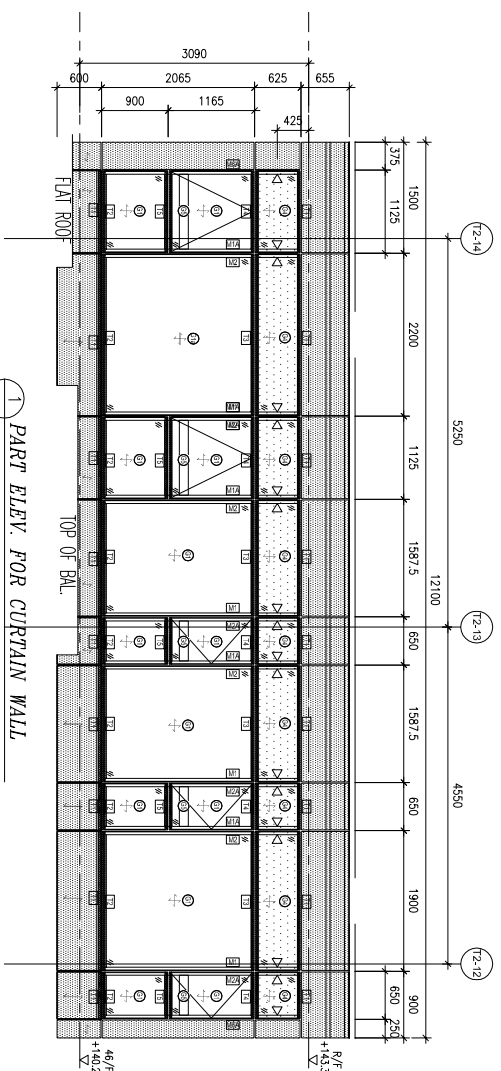
PROJECT :
PROPOSED DEVELOPMENT ABOVE
LIGHT RAIL TIN WING STOP-TSWTL
NO.23,AREA 33,TIN SHUI WAI, N.T.

TITLE :
PART ELEV & PLAN & SECTION
FOR CURTAIN WALL
@ TOWER 2 SU (46/F)

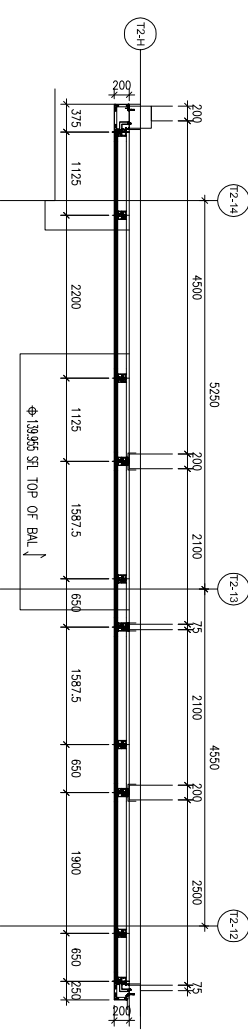
DATE : 31-OCT-22 SCALE : 1:100

DRAWN BY : C.F CHECKED BY :

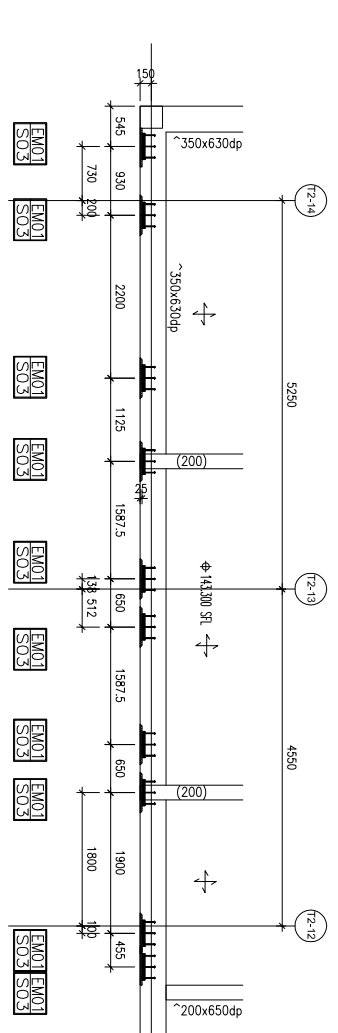
美特經貿有限公司
MIDI ALUMINIUM FABRICATOR LTD.
Units 6-8, Sunray Industrial Centre, 1/F
610 Ona Kwo Ling Road, Kowloon
Tel:23489211-4 Fax:(852)2727866
DWG NO. : J856-SD-CW-4010 REV. : -



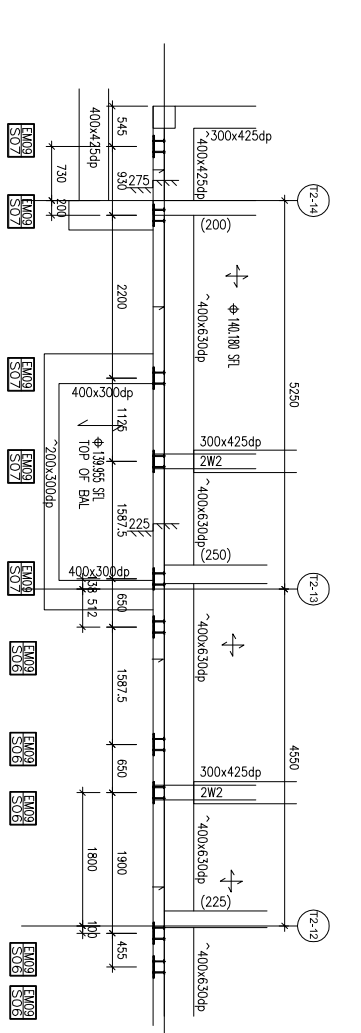
2 PART PLAN FOR CURTAIN WALL
(H-VISION)



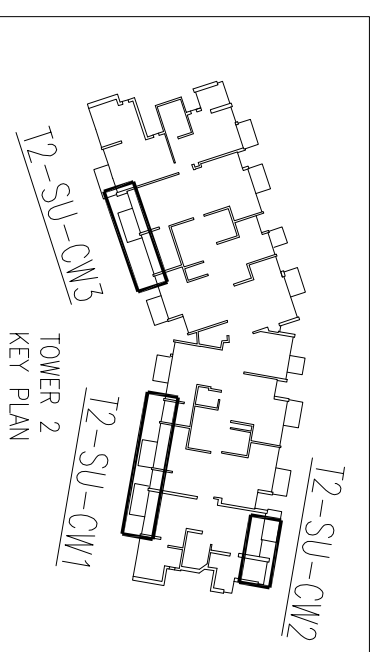
3 PART PLAN FOR CURTAIN WALL
(I-O-VISION)



4 CAST-IN EMBED LAYOUT PLAN
(TOP FIXING)



5 CAST-IN EMBED LAYOUT PLAN
(BOTTOM FIXING)



B.O. REF :

CLIENT :

SUN HUNG KAI
REAL ESTATE AGENCY LTD.
42/F SUN HUNG KAI CENTRE, WINGHAI, HONGKONG

ARCHITECT :

Iwk&partners
A R C H I T E C T S

MAIN CONTRACTOR :

怡輝建築有限公司
Yee Fai Building Contractors Ltd.

STRUCTURAL ENGINEER :

ARUP

FAÇADE CONSULTANT:

ALPHA CONSULTING LIMITED
Steel Structure & Façade Specialist

NOTE :

1. ALL DIMENSIONS ARE IN mm.
2. ALL ELEVATIONS ARE VIEWED FROM OUTSIDE.
3. ALL DIMENSIONS TO BE VERIFIED ON SITE BEFORE FABRICATION.

LEGEND :

- (X1) --- DETAIL MARK NO.
- (X001) --- REFER SHEET NO.
- 1. F.F.L. --- FINISHED FLOOR LEVEL
- 2. S.F.L. --- STRUCTURAL FLOOR LEVEL
- 3. (R) --- REVERSED DETAIL

JOB NO. : J-856

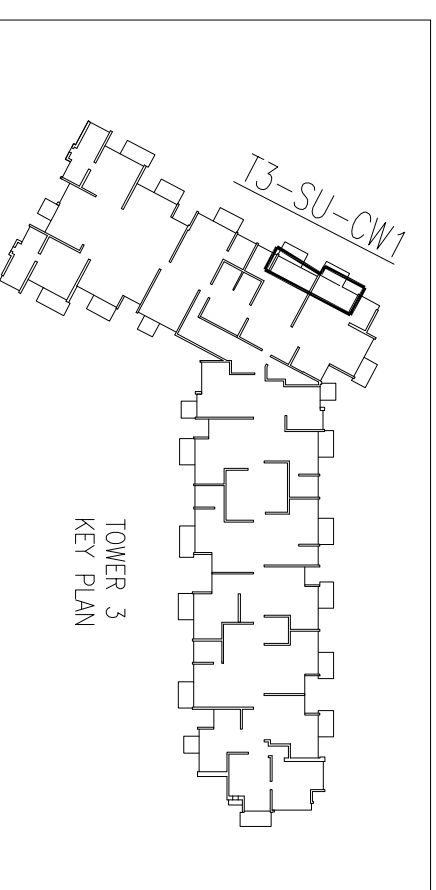
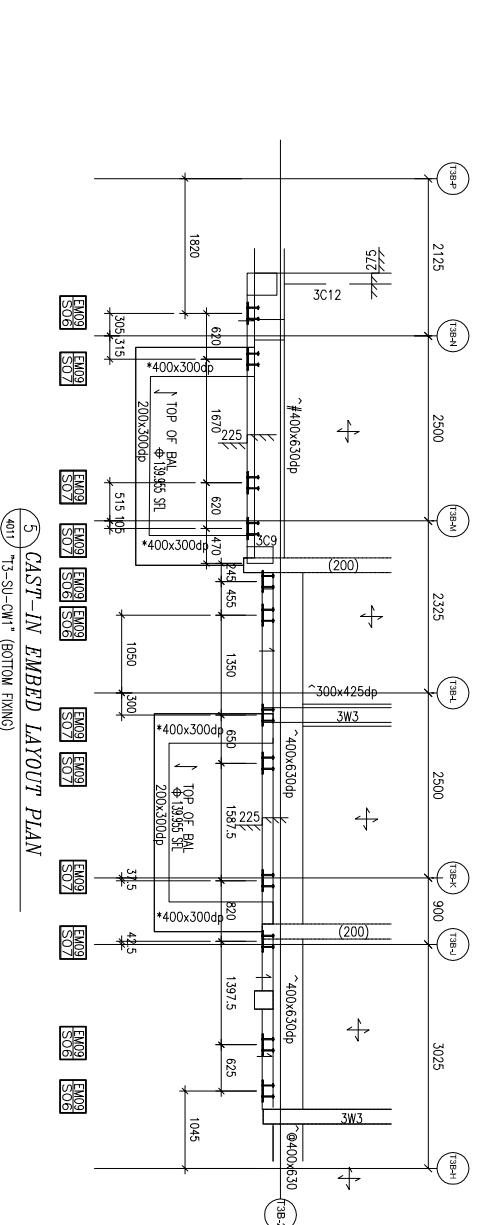
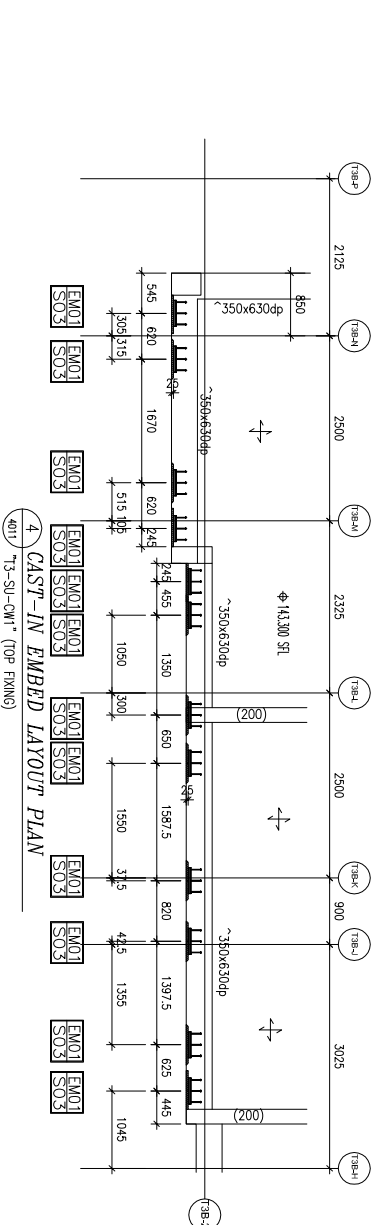
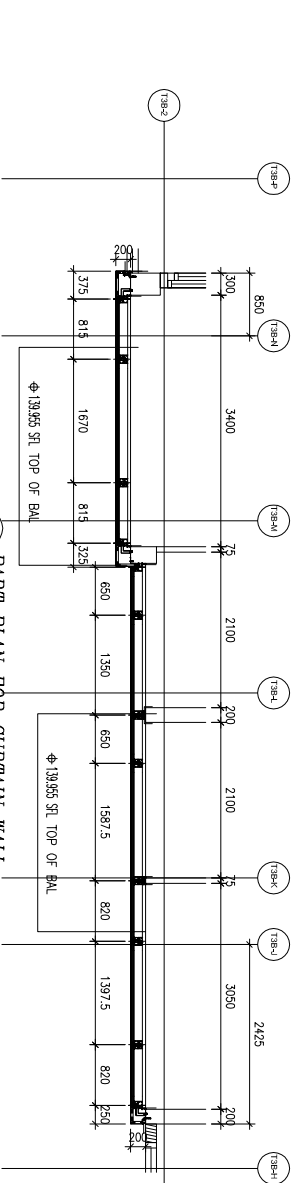
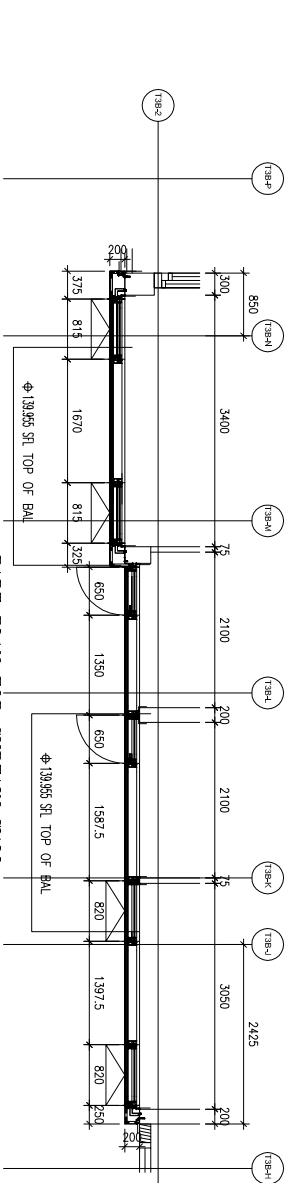
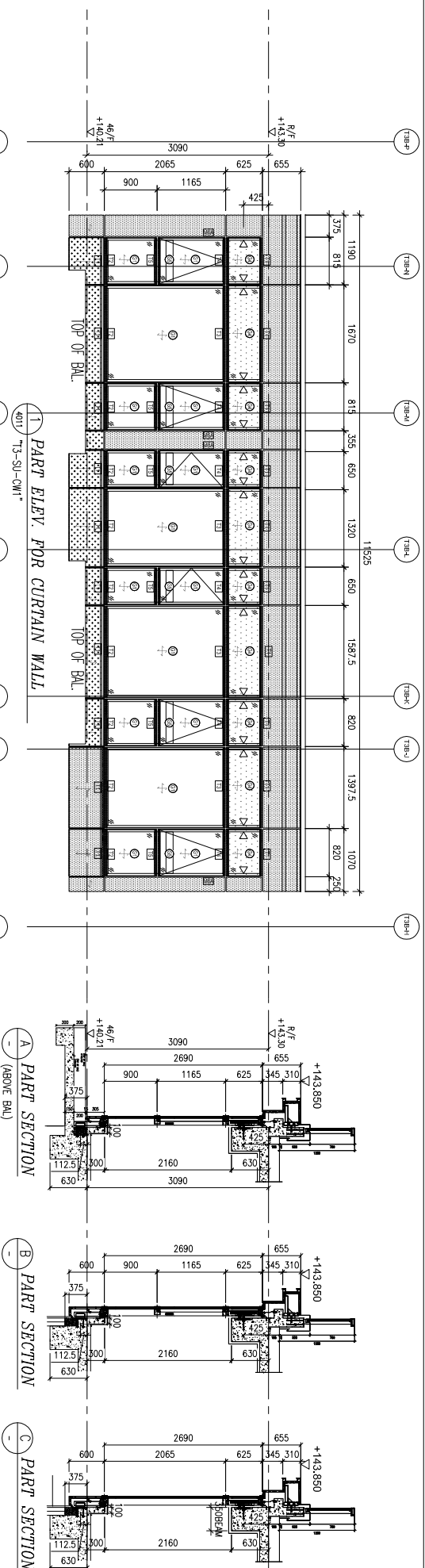
PROJECT : PROPOSED DEVELOPMENT ABOVE LIGHT RAIL TIN WING STOP TSWTL NO.23, AREA 33, TIN SHUI WAI, N.T.

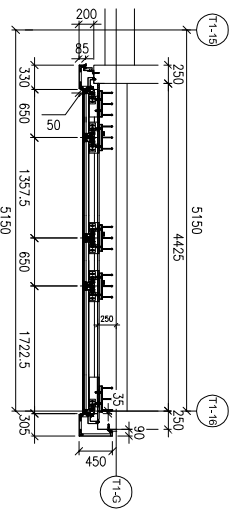
TITLE : PART ELEV & PLAN & SECTION FOR CURTAIN WALL
@ TOWER 3 SU (46/F)

DATE : 31-OCT-22 SCALE : 1:100

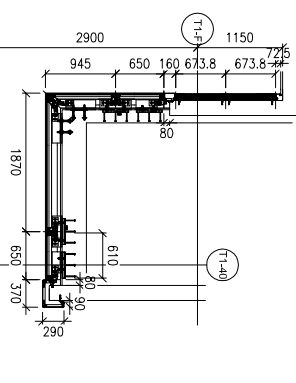
DRAWN BY : C.F CHECKED BY :

美特經貿有限公司
MIDI ALUMINIUM FABRICATOR LTD.
Units 6-8, Sunray Industrial Centre, 1/F
610 Cho Kwong Road, Kowloon
Tel: 23489211-4 Fax: (852) 27277866
DWG NO. : J856-SD-CW-4011 REV. : -

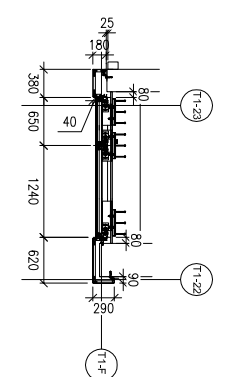




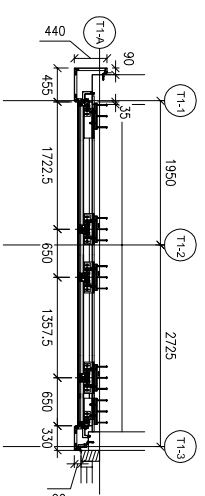
1 PART PLAN FOR CURTAIN WALL
500 TOW-PE101-1* (GLASS SPANDREL)



6 PART PLAN FOR CURTAIN WALL
500 TOW-PE101-2* (GLASS SPANDREL)



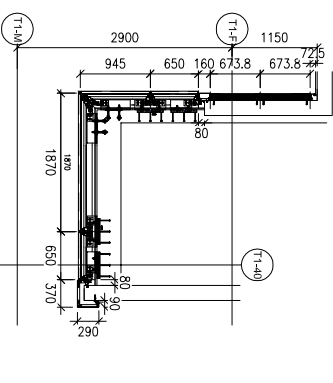
11 PART PLAN FOR CURTAIN WALL
500 TOW-PE102-1* (GLASS SPANDREL)



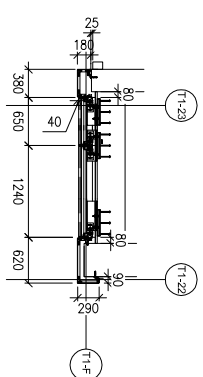
16 PART PLAN FOR CURTAIN WALL
500 TOW-PE102-2* (GLASS SPANDREL)



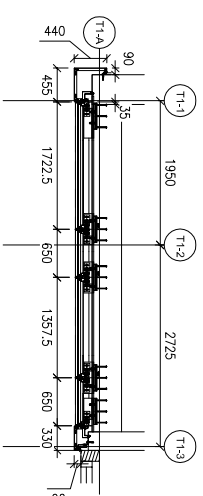
2 PART PLAN FOR CURTAIN WALL
500 TOW-PE101-1* (GLADING SPANDREL)



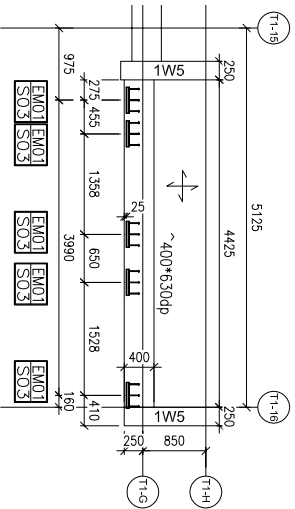
7 PART PLAN FOR CURTAIN WALL
500 TOW-PE101-2* (GLADING SPANDREL)



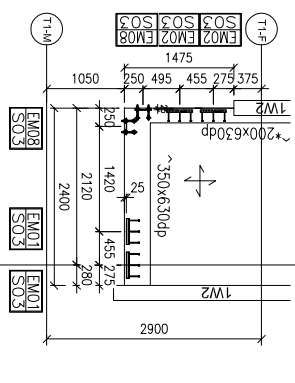
12 PART PLAN FOR CURTAIN WALL
500 TOW-PE102-1* (GLADING SPANDREL)



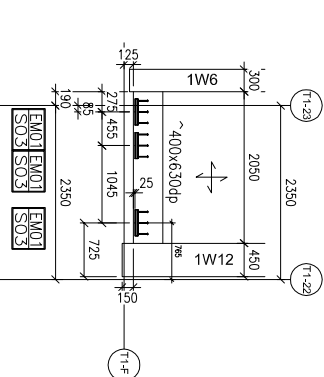
17 PART PLAN FOR CURTAIN WALL
500 TOW-PE102-2* (GLADING SPANDREL)



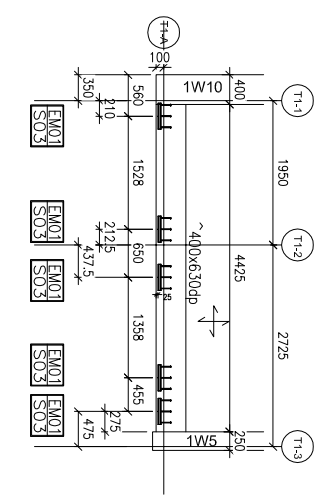
3 CAST-IN EMBED LAYOUT PLAN
500 TOW-PE101-1* (TOP FINING)



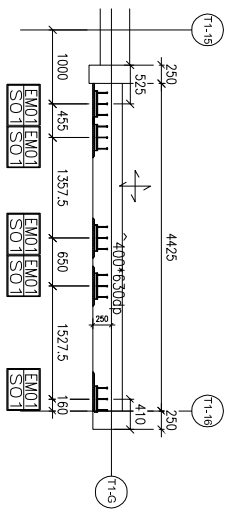
8 CAST-IN EMBED LAYOUT PLAN
500 TOW-PE101-2* (TOP FINING)



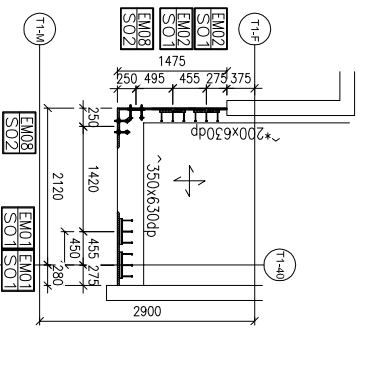
13 CAST-IN EMBED LAYOUT PLAN
500 TOW-PE102-1* (TOP FINING)



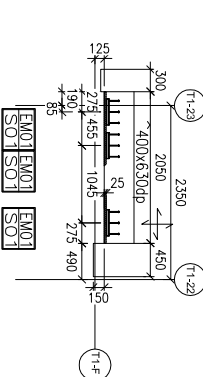
18 CAST-IN EMBED LAYOUT PLAN
500 TOW-PE102-2* (TOP FINING)



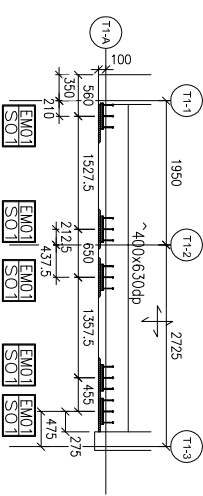
4 CAST-IN EMBED LAYOUT PLAN
500 TOW-PE101-1* (TYPICAL FINING)



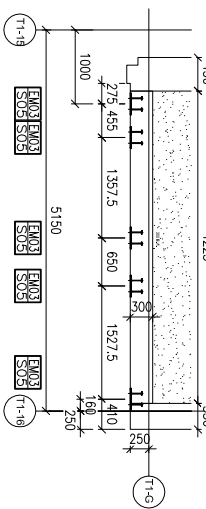
9 CAST-IN EMBED LAYOUT PLAN
500 TOW-PE101-2* (TYPICAL FINING)



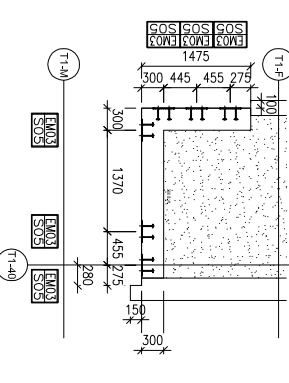
14 CAST-IN EMBED LAYOUT PLAN
500 TOW-PE102-1* (TYPICAL FINING)



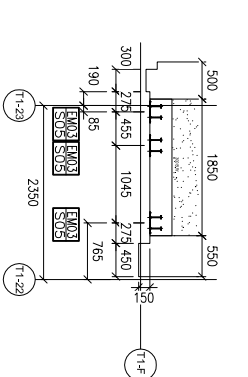
19 CAST-IN EMBED LAYOUT PLAN
500 TOW-PE102-2* (TYPICAL FINING)



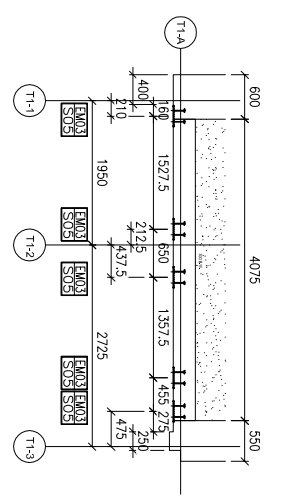
5 CAST-IN EMBED LAYOUT PLAN
500 TOW-PE101-1* (TYPICAL FINING)



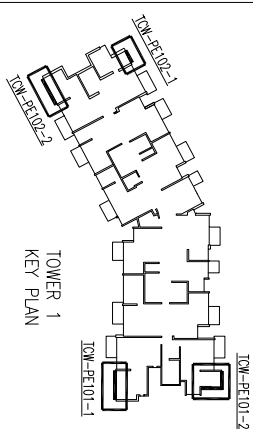
10 CAST-IN EMBED LAYOUT PLAN
500 TOW-PE101-2* (TYPICAL FINING)



15 CAST-IN EMBED LAYOUT PLAN
500 TOW-PE102-1* (TYPICAL FINING)



20 CAST-IN EMBED LAYOUT PLAN
500 TOW-PE102-2* (TYPICAL FINING)



B.O. REF :

CLIENT : SUN HUNG KAI REAL ESTATE AGENCY LTD. 42/F SUN HUNG KAI CENTRE, WINGHAI, HONGKONG

ARCHITECT : Iw&partners ARCHITECTS

MAIN CONTRACTOR : 怡輝建築有限公司 Yee Fai Building Contractors Ltd.

STRUCTURAL ENGINEER : ARUP ALPHA CONSULTING LIMITED Steel Structure & Facade Specialist

FACE CONSULTANT:

NOTE: 1. ALL DIMENSIONS ARE IN mm. 2. ALL ELEVATIONS ARE VIEWED FROM OUTSIDE. 3. ALL DIMENSIONS TO BE VERIFIED ON SITE BEFORE FABRICATION.

LEGEND: (X) DETAIL MARK NO. (Y) REFER SHEET NO. 1. F.L. -- FINISHED FLOOR LEVEL. 2. S.L. -- STRUCTURAL FLOOR LEVEL. 3. (R) -- REVERSED DETAIL.

JOB NO. : J-856

PROJECT : PROPOSED DEVELOPMENT ABOVE LIGHT RAIL TIN WING STOP TSWTL NO.23, AREA 33, TIN SHUI WAI, N.T.

TITLE : PART PLAN FOR CURTAIN WALL @ TOWER 1 (TYPICAL)

DATE : 31-OCT-22 SCALE : 1:100

DRAWN BY : C.F. CHECKED BY :

Units 6-8, Sunray Industrial Centre, 1/F, 610 Ona Kwong Road, Kowloon, Tel:23489211-4 Fax:(852)27277666

DMG NO. : J856-SD-CW-5001 REV. : -

B.O. REF :

CLIENT :
SUN HUNG KAI
REAL ESTATE AGENCY LTD.
42/F SUN HUNG KAI CENTRE, WINGHUA, HONGKONG

ARCHITECT :

Iw&partners
A R C H I T E C T S

MAIN CONTRACTOR :

Yee Fai 怡輝建築有限公司
Building Contractors Ltd.

STRUCTURAL ENGINEER :

ARUP

FAÇADE CONSULTANT:

ALPHA CONSULTING LIMITED
Steel Structure & Façade Specialist

NOTE :

1. ALL DIMENSIONS ARE IN mm.
 2. ALL ELEVATIONS ARE VIEWED FROM OUTSIDE.
 3. ALL DIMENSIONS TO BE VERIFIED ON SITE BEFORE FABRICATION.
- LEGEND :
- (X1) --- DETAIL MARK NO.
 - (X001) --- REFER SHEET NO.
 - 1. F.F.L. --- FINISHED FLOOR LEVEL
 - 2. S.F.L. --- STRUCTURAL FLOOR LEVEL
 - 3. (R) --- REVERSED DETAIL

NO.	DATE	REVISION

JOB NO. : J-856

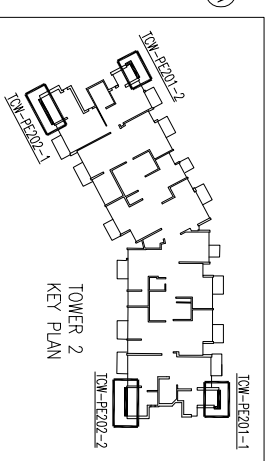
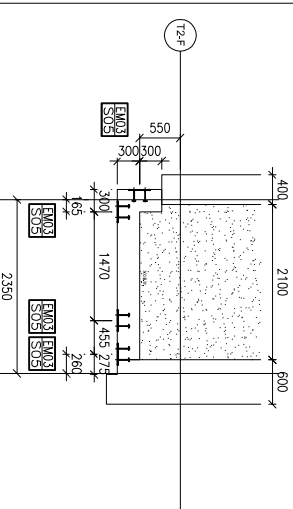
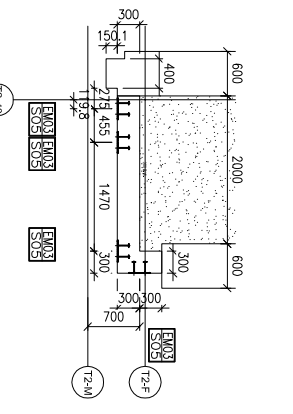
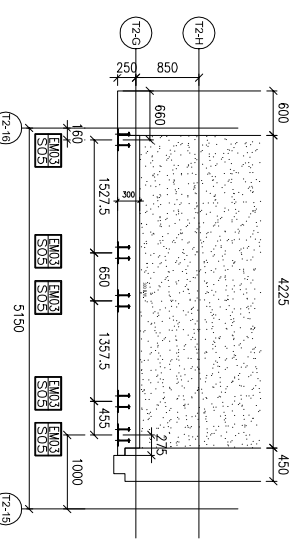
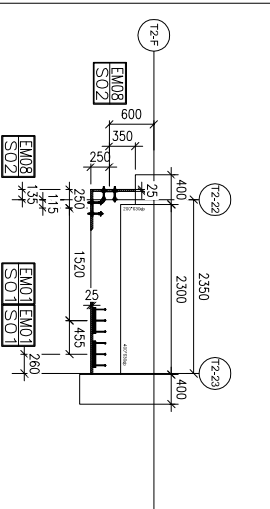
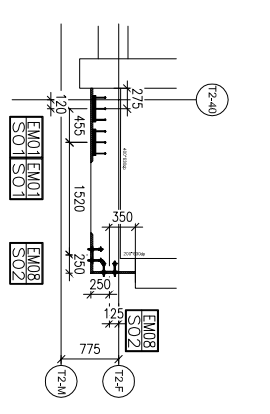
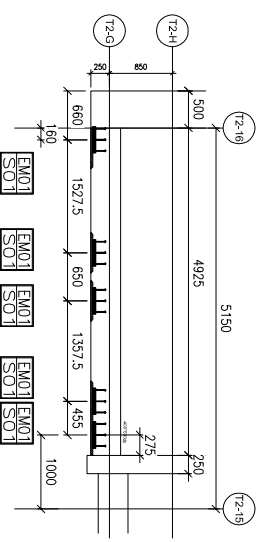
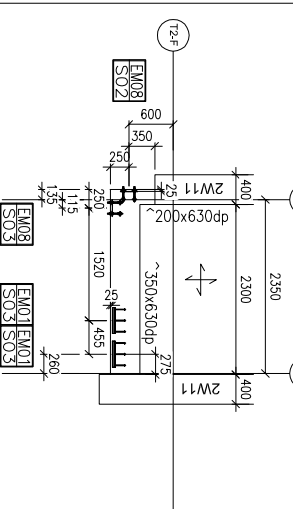
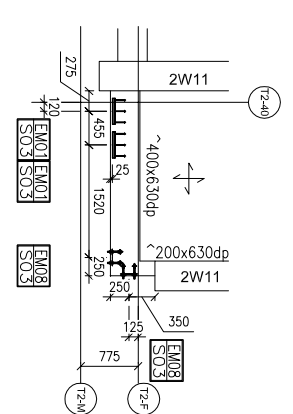
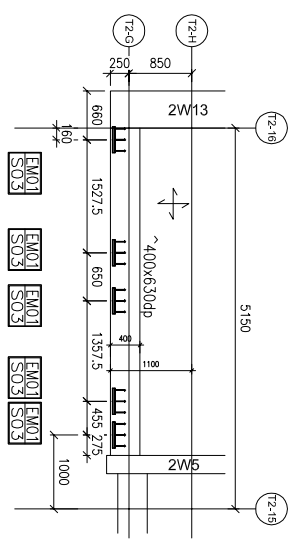
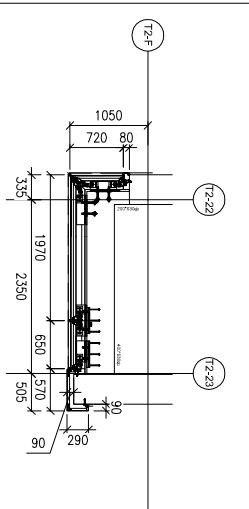
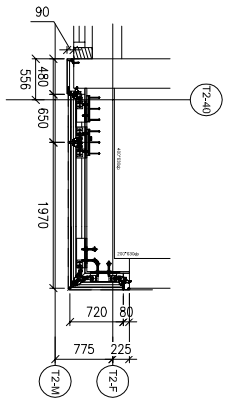
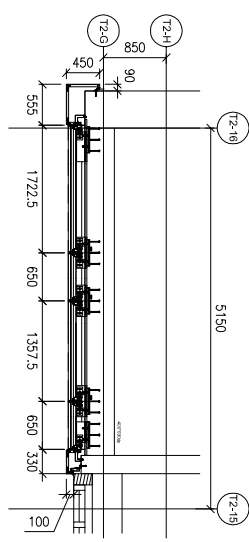
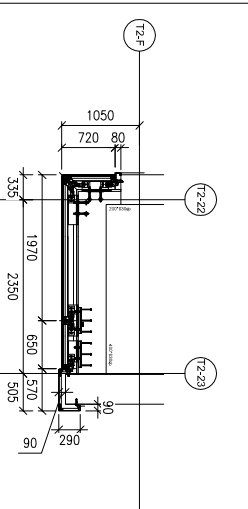
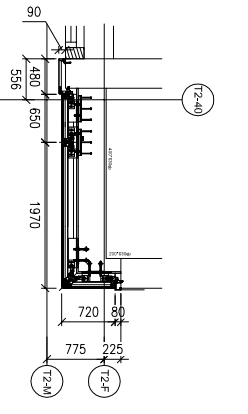
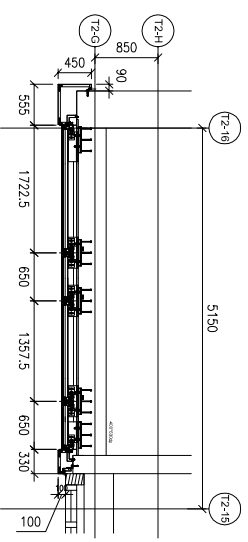
PROJECT : PROPOSED DEVELOPMENT ABOVE LIGHT RAIL TIN WING STOP-TSMTL NO.23, AREA 33, TIN SHUI WAI, N.T.

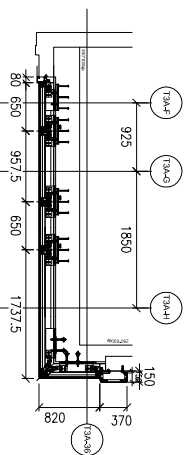
TITLE : PART PLAN FOR CURTAIN WALL @ TOWER 2 (TYPICAL)

DATE : 31-OCT-22 SCALE : 1:10

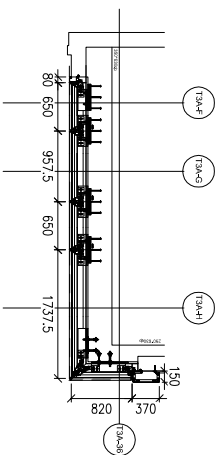
DRAWN BY : C.F. CHECKED BY :

美特 鋸寶有限公司
MIDI ALUMINIUM FABRICATOR LTD.
Units 6-8, Sunray Industrial Centre, 1/F
610 Ono Kwo Ling Road, Kowloon
Tel: 23489211-4 Fax: (852) 27277666
DWG NO. : J856-SD-CW-5002 REV. : -

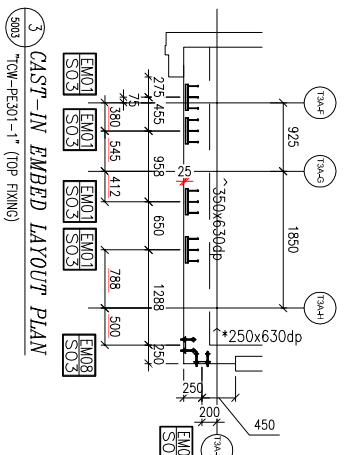




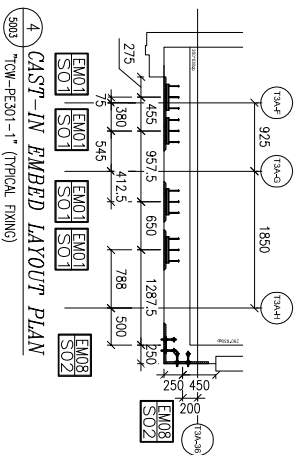
1 PART PLAN FOR CURTAIN WALL
5003 TOW-FE301-1* (GLASS SPANDREL)



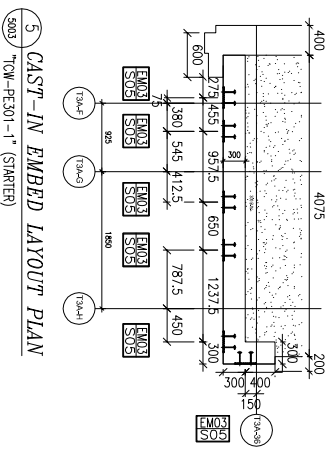
2 PART PLAN FOR CURTAIN WALL
5003 TOW-FE301-1* (LOADING SPANDREL)



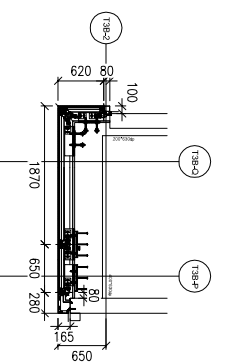
3 CAST-IN EMBED LAYOUT PLAN
5003 TOW-FE301-1* (TOP FINING)



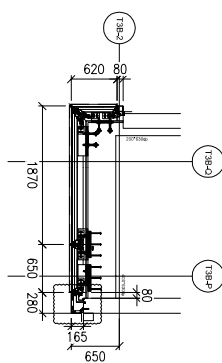
4 CAST-IN EMBED LAYOUT PLAN
5003 TOW-FE301-1* (TYPICAL FINING)



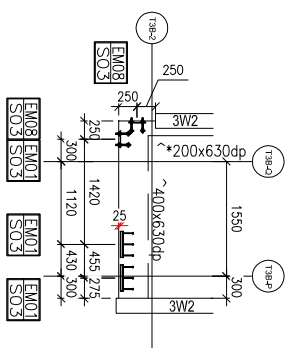
5 CAST-IN EMBED LAYOUT PLAN
5003 TOW-FE301-1* (STARTER)



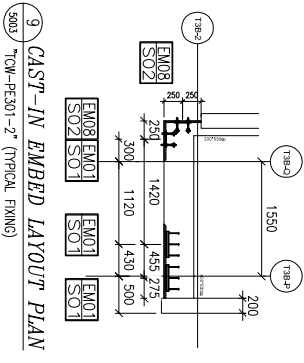
6 PART PLAN FOR CURTAIN WALL
5003 TOW-FE301-2* (GLASS SPANDREL)



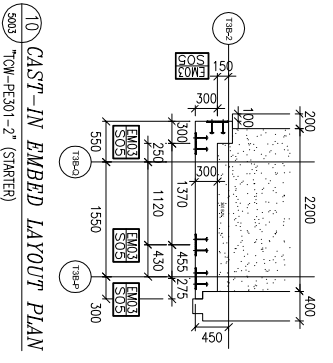
7 PART PLAN FOR CURTAIN WALL
5003 TOW-FE301-2* (LOADING SPANDREL)



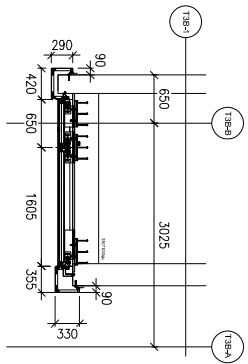
8 CAST-IN EMBED LAYOUT PLAN
5003 TOW-FE301-2* (TOP FINING)



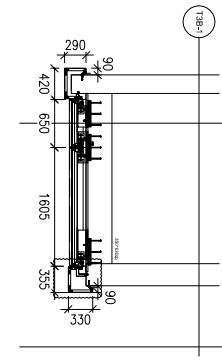
9 CAST-IN EMBED LAYOUT PLAN
5003 TOW-FE301-2* (TYPICAL FINING)



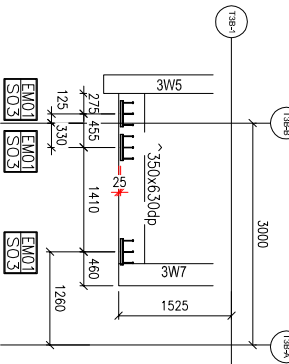
10 CAST-IN EMBED LAYOUT PLAN
5003 TOW-FE301-2* (STARTER)



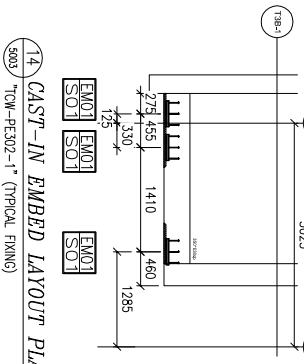
11 PART PLAN FOR CURTAIN WALL
5003 TOW-FE302-1* (GLASS SPANDREL)



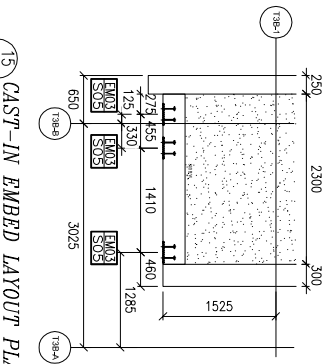
12 PART PLAN FOR CURTAIN WALL
5003 TOW-FE302-1* (LOADING SPANDREL)



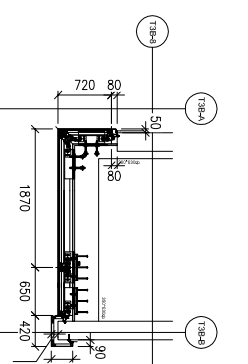
13 CAST-IN EMBED LAYOUT PLAN
5003 TOW-FE302-1* (TOP FINING)



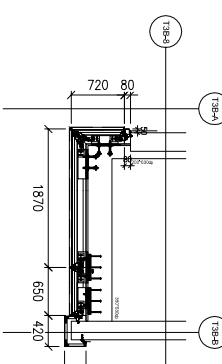
14 CAST-IN EMBED LAYOUT PLAN
5003 TOW-FE302-1* (TYPICAL FINING)



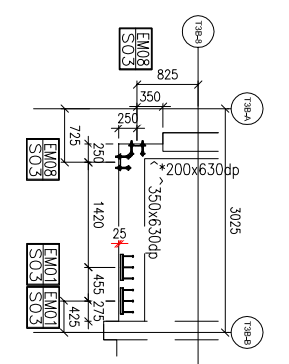
15 CAST-IN EMBED LAYOUT PLAN
5003 TOW-FE302-1* (STARTER)



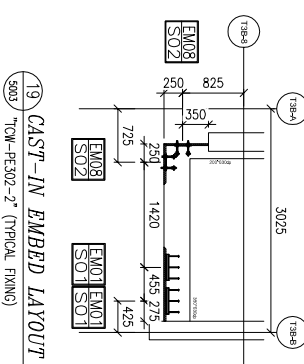
16 PART PLAN FOR CURTAIN WALL
5003 TOW-FE302-2* (GLASS SPANDREL)



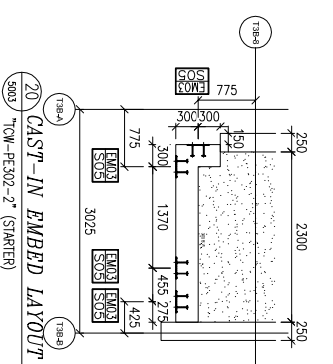
17 PART PLAN FOR CURTAIN WALL
5003 TOW-FE302-2* (LOADING SPANDREL)



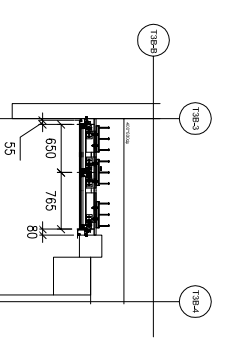
18 CAST-IN EMBED LAYOUT PLAN
5003 TOW-FE302-2* (TOP FINING)



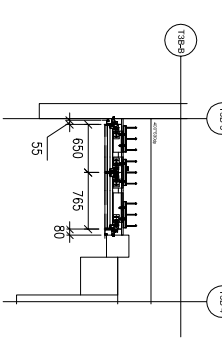
19 CAST-IN EMBED LAYOUT PLAN
5003 TOW-FE302-2* (TYPICAL FINING)



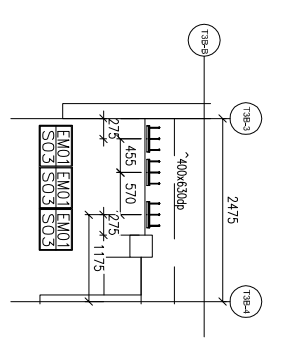
20 CAST-IN EMBED LAYOUT PLAN
5003 TOW-FE302-2* (STARTER)



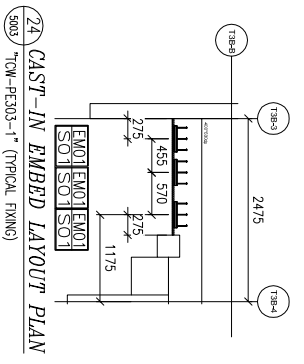
21 PART PLAN FOR CURTAIN WALL
5003 TOW-FE303-1* (GLASS SPANDREL)



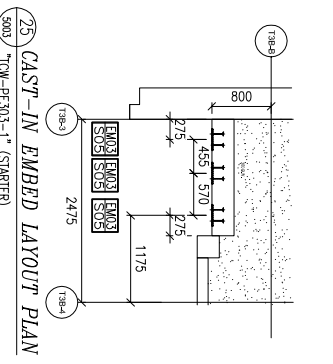
22 PART PLAN FOR CURTAIN WALL
5003 TOW-FE303-1* (LOADING SPANDREL)



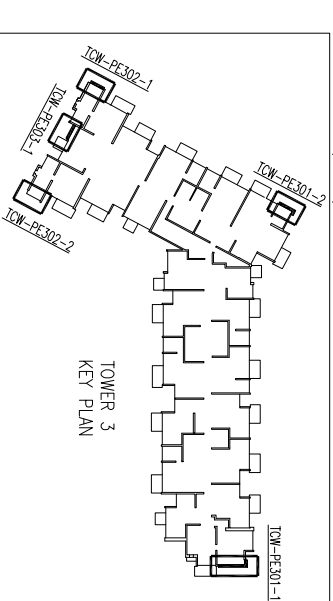
23 CAST-IN EMBED LAYOUT PLAN
5003 TOW-FE303-1* (TOP FINING)



24 CAST-IN EMBED LAYOUT PLAN
5003 TOW-FE303-1* (TYPICAL FINING)



25 CAST-IN EMBED LAYOUT PLAN
5003 TOW-FE303-1* (STARTER)



B.O. REF :

CLIENT :

SUN HUNG KAI
REAL ESTATE AGENCY LTD.
42/F SUN HANG KAI CENTRE, WINGHUA, HONGKONG

ARCHITECT :
Iwk&partners
A T C H I T E C T S

MAIN CONTRACTOR :
Yee Fai 怡輝建築有限公司
Building Contractors Ltd.

STRUCTURAL ENGINEER :
ARUP

FAÇADE CONSULTANT :
ALPHA CONSULTING LIMITED
Steel Structure & Façade Specialist

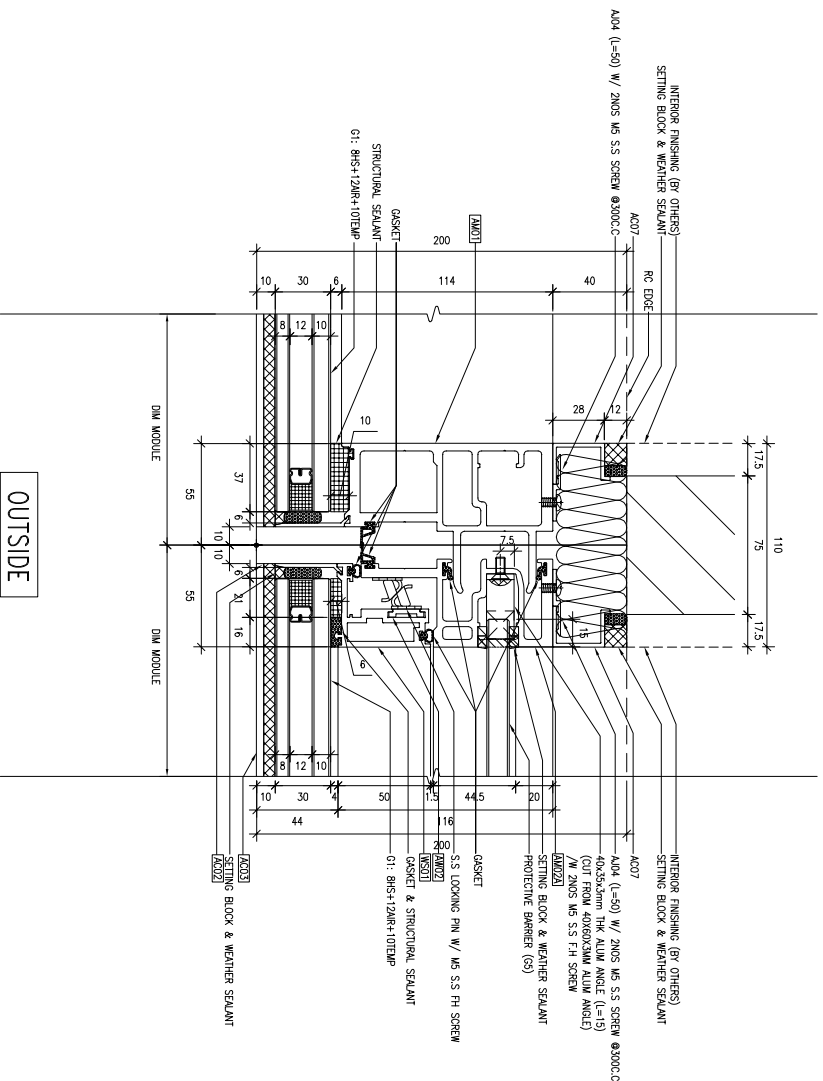
NOTE :
1. ALL DIMENSIONS ARE IN mm.
2. ALL ELEVATIONS ARE VIEWED FROM OUTSIDE.
3. ALL DIMENSIONS TO BE VERIFIED ON SITE BEFORE FABRICATION.

LEGEND :
 (X1) --- DETAIL MARK NO.
 (X001) --- REFER SHEET NO.
 1. F.F.L. --- FINISHED FLOOR LEVEL
 2. S.F.L. --- STRUCTURAL FLOOR LEVEL
 3. (R) --- REVERSED DETAIL

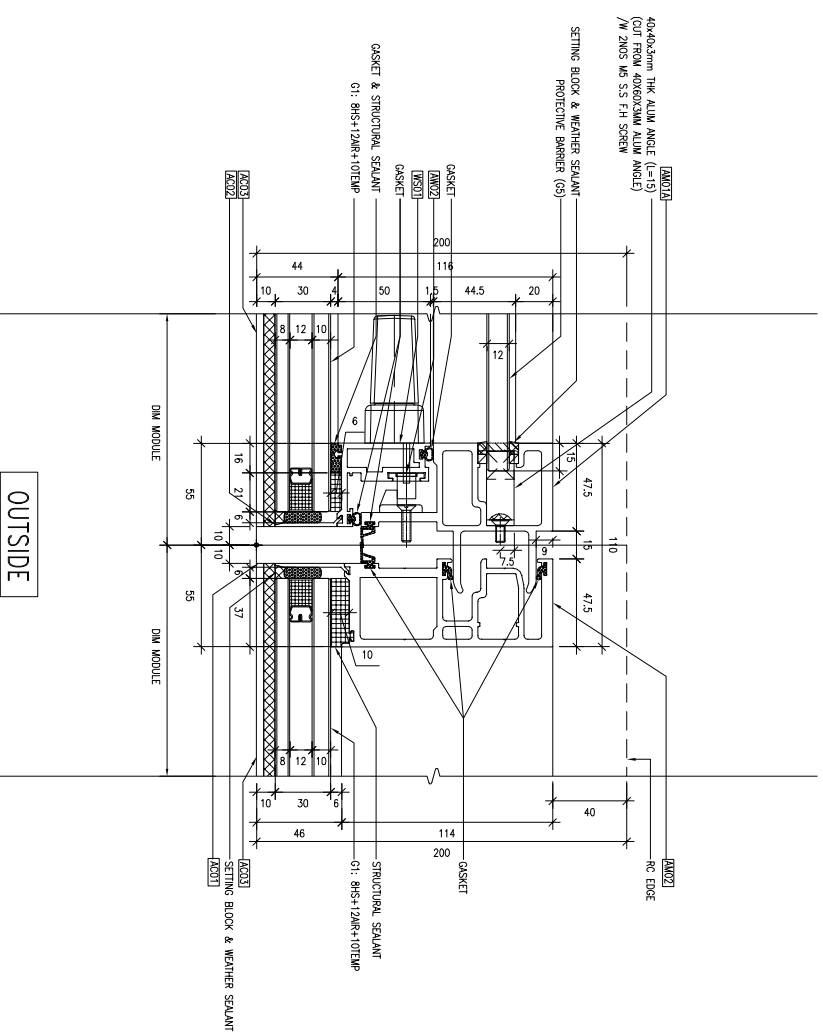
NO.	DATE	REVISION

JOB NO. : J-856
 PROJECT : PROPOSED DEVELOPMENT ABOVE LIGHT RAIL TIN WING STOP-TSMTL NO.23, AREA 33, TIN SHUI WAI, N.T.
 TITLE : PART PLAN FOR CURTAIN WALL @ TOWER 3 (TYPICAL)

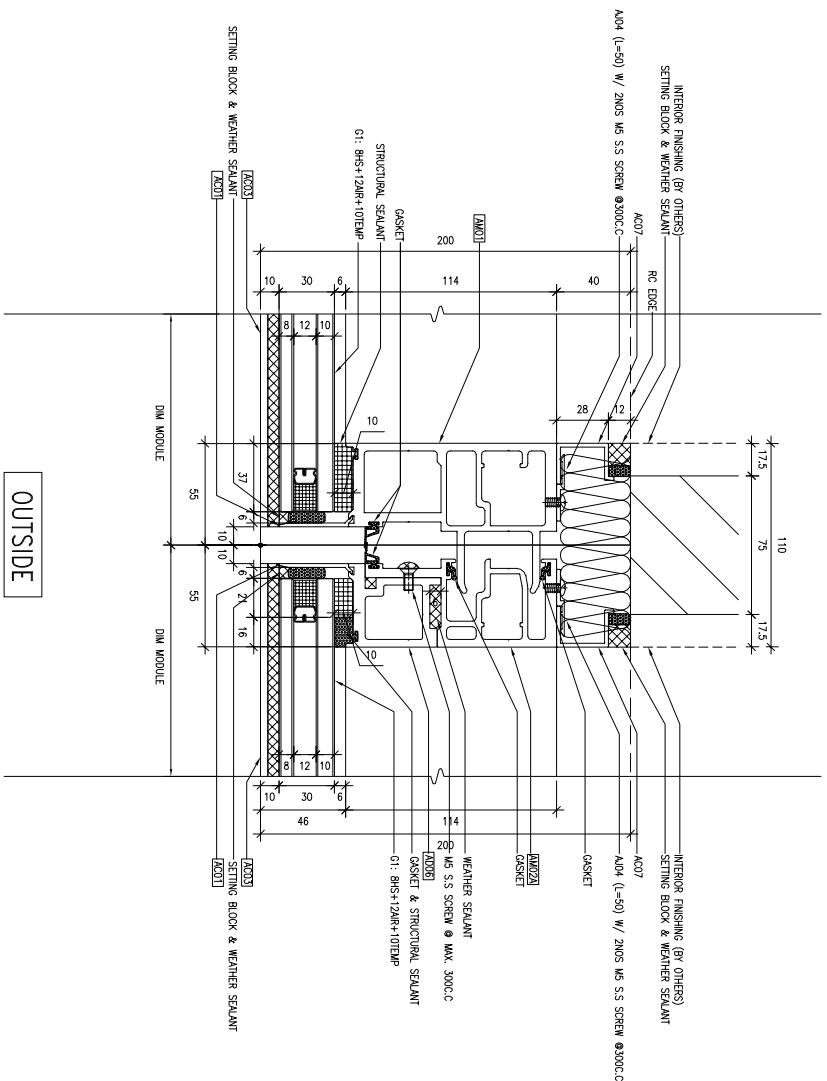
DATE : 31-OCT-22 SCALE : 1:100
 DRAWN BY : C.F. CHECKED BY :
美特經貿有限公司
 MIDT ALUMINIUM FABRICATOR LTD.
 Units 6-8, Sunray Industrial Centre, 1/F
 610 Ona Kwo Ling Road, Kowloon
 Tel: 23489211-4 Fax: (852) 27277866
 DWG NO. : J856-SD-CW-5003 REV. : -



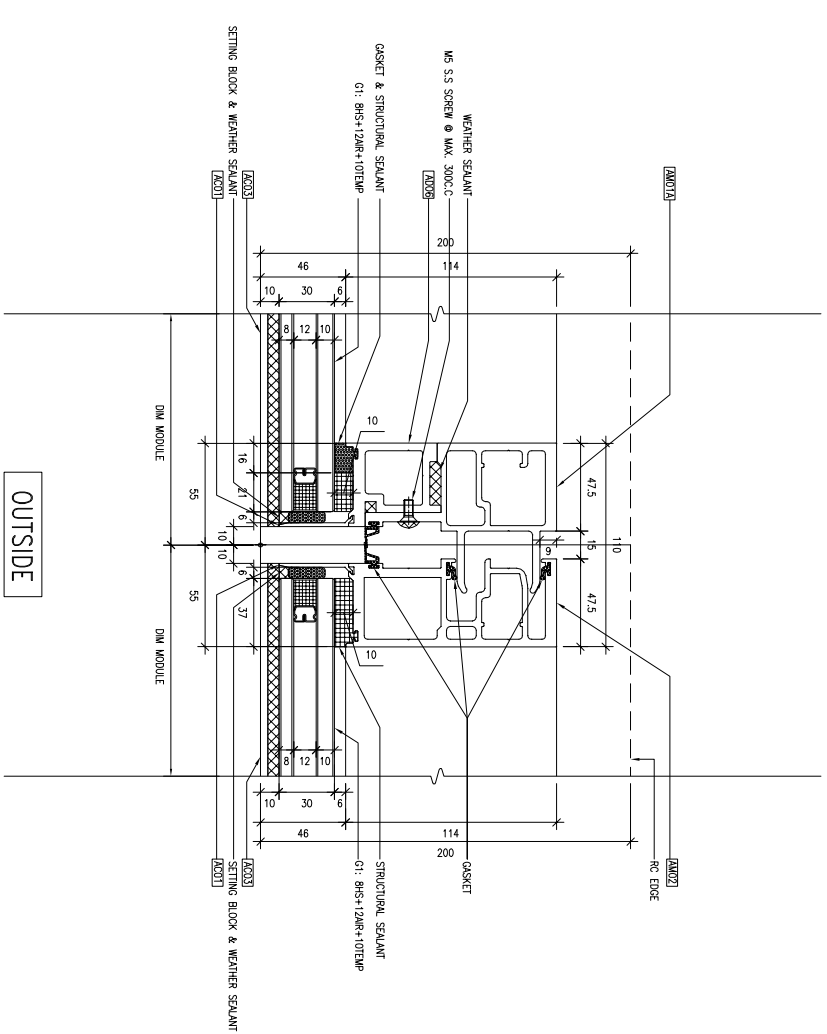
1 TYPICAL DETAIL OF CURTAIN WALL
800 / FX / OPEN (HI-VISION)



2 TYPICAL DETAIL OF CURTAIN WALL
800 / OPEN / FX (HI-VISION)



3 TYPICAL DETAIL OF CURTAIN WALL
800 / FX / OPEN (LO-VISION)



4 TYPICAL DETAIL OF CURTAIN WALL
800 / FX (OPEN) / FX (LO-VISION)

B.O. REF :

CLIENT :

SUN HUNG KAI
REAL ESTATE AGENCY LTD.
42/F SUN HUNG KAI CENTRE, WINGLOH, HONGKONG

ARCHITECT :

IWK&partners
A T C H I T E C T S

MAIN CONTRACTOR :

Yee Fai 怡輝建築有限公司
Building Contractors Ltd.

STRUCTURAL ENGINEER :

ARUP

FAÇADE CONSULTANT:

ALPHA CONSULTING LIMITED
Steel Structure & Façade Specialist

NOTE :

1. ALL DIMENSIONS ARE IN mm.
2. ALL ELEVATIONS ARE VIEWED FROM OUTSIDE.
3. ALL DIMENSIONS TO BE VERIFIED ON SITE BEFORE FABRICATION.

LEGEND :

- (X1) --- DETAIL MARK NO.
- (X001) --- REFER SHEET NO.
- 1. F.F.L. --- FINISHED FLOOR LEVEL
- 2. S.F.L. --- STRUCTURAL FLOOR LEVEL
- 3. (R) --- REVERSED DETAIL

NO.	DATE	REVISION	BY

JOB NO. : J-856

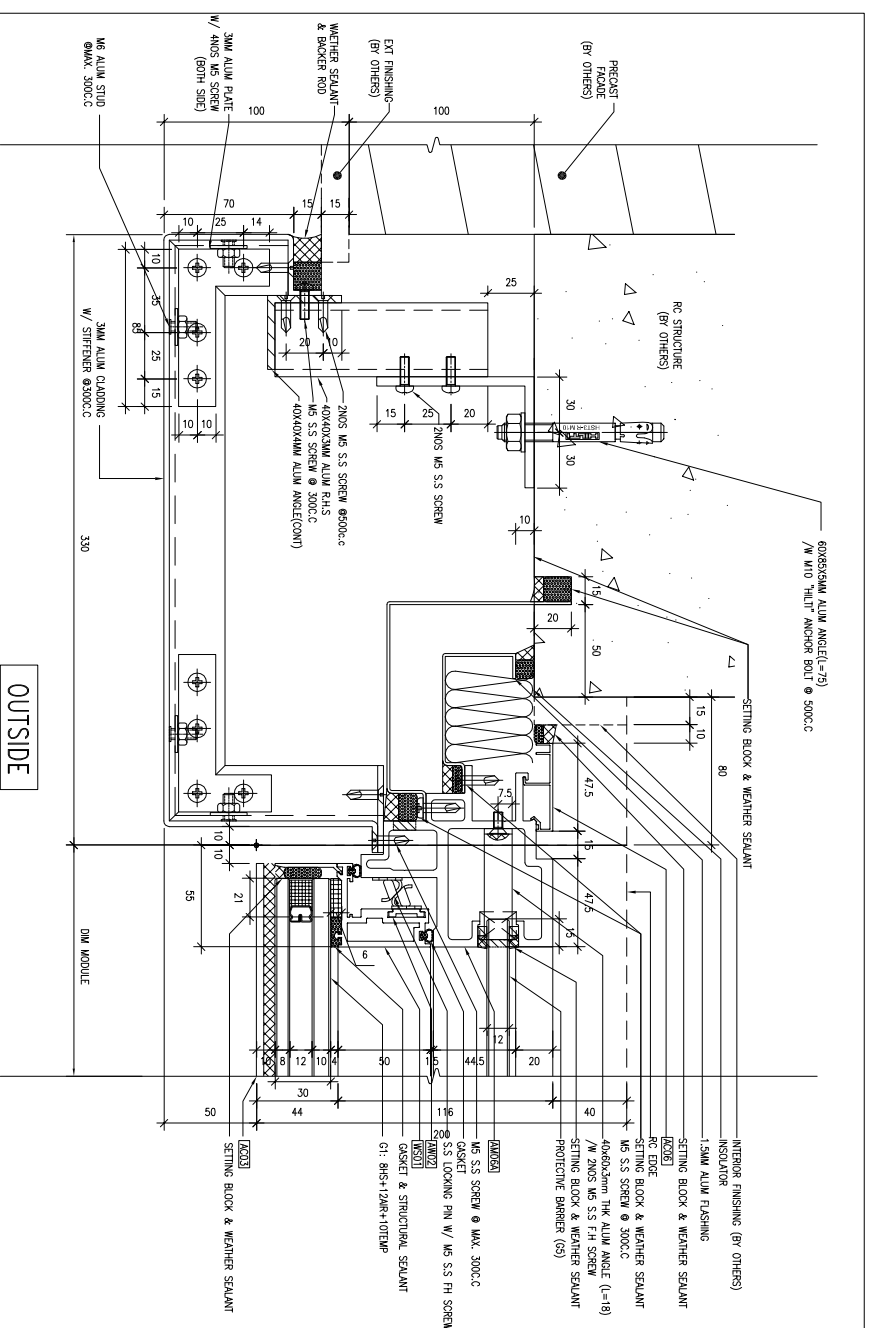
PROJECT : PROPOSED DEVELOPMENT ABOVE LIGHT RAIL TIN WING STOP-TSWTL NO.23, AREA 33, TIN SHUI WAI, N.T.

TITLE : TYPICAL DETAIL FOR CURTAIN WALL

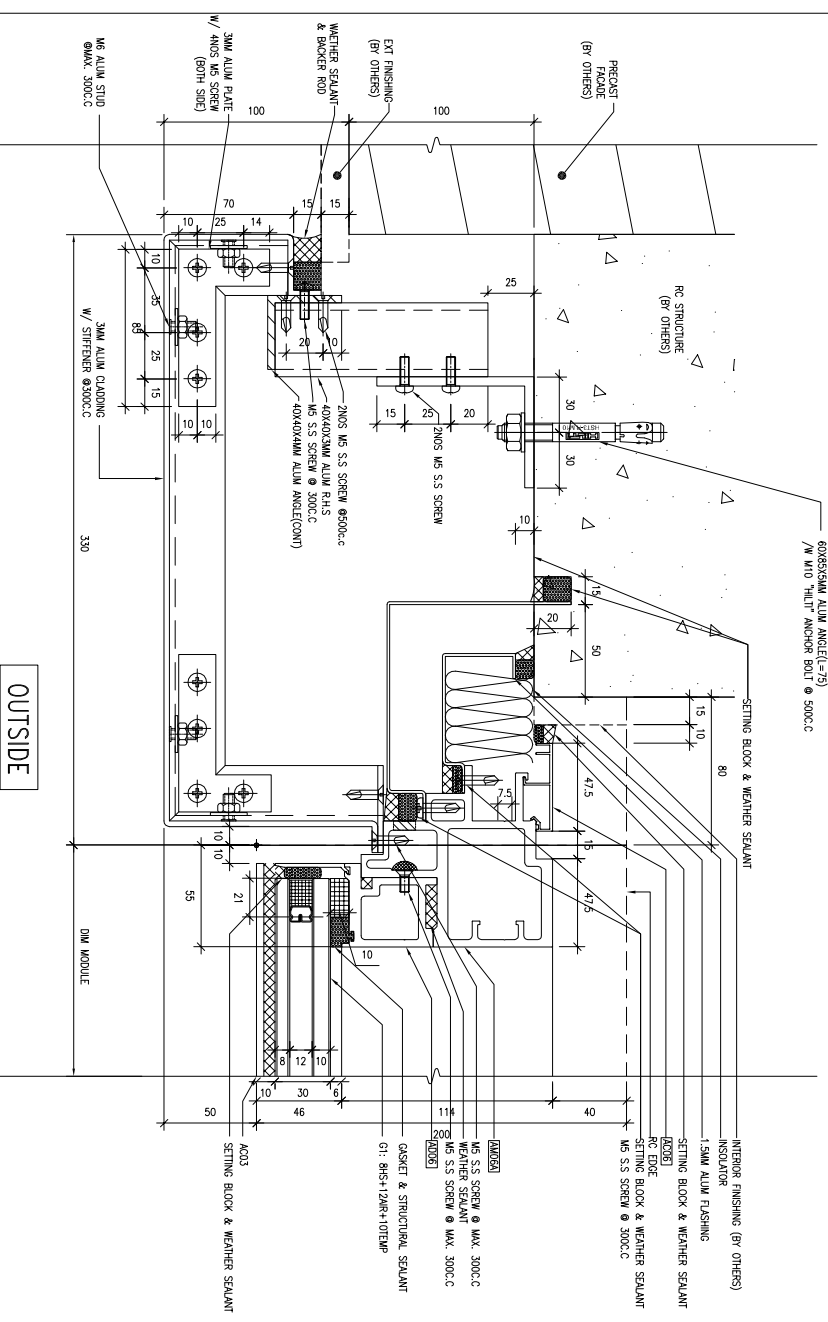
DATE : 31-OCT-22 SCALE : 1:4

DRAWN BY : C.F. CHECKED BY :

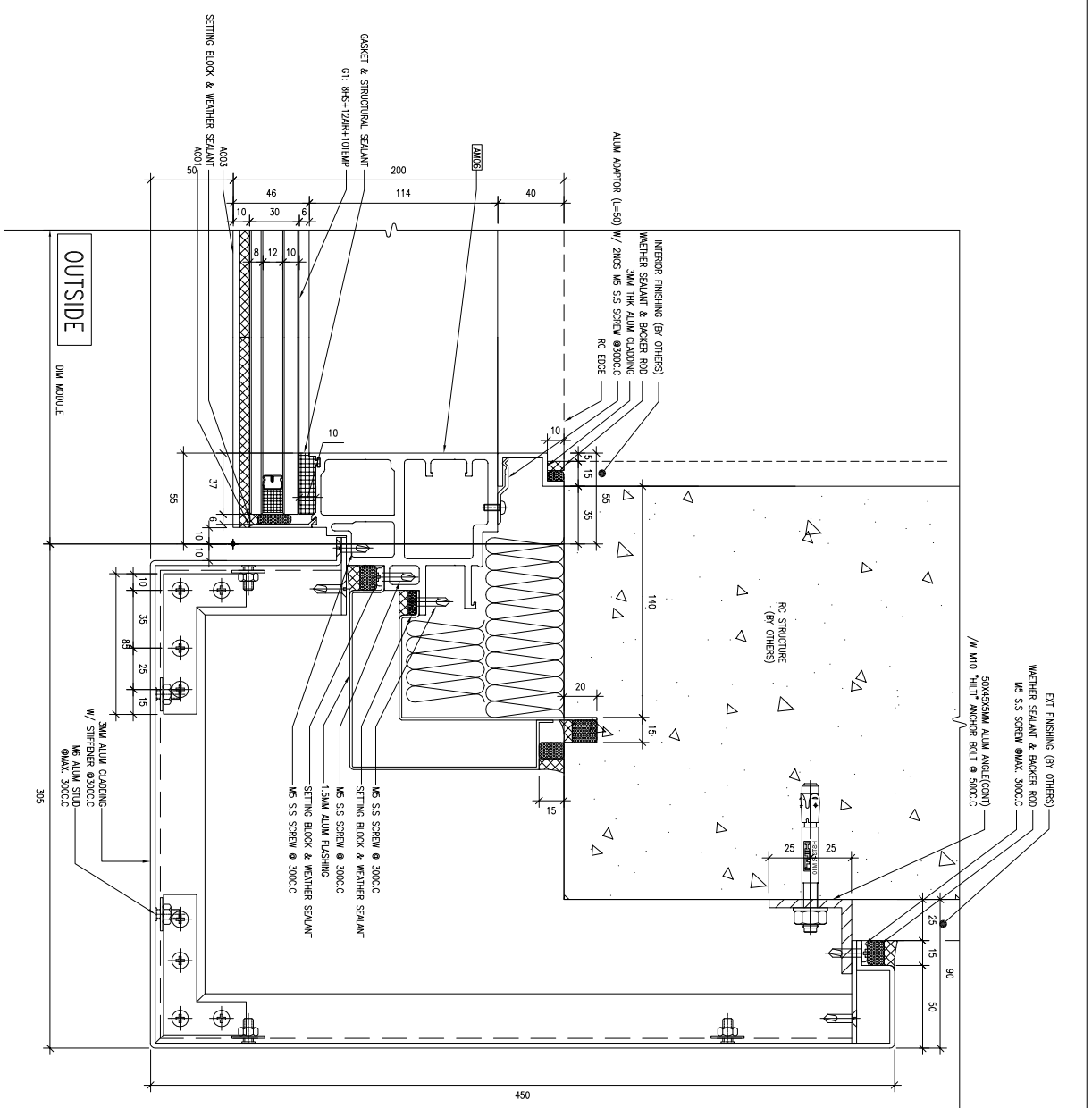
MIDI 美特鋁質有限公司
ALUMINIUM FABRICATOR LTD.
Units 6-8, Sunray Industrial Centre, 1/F
610 Ona Kwong Road, Kowloon
Tel: 23489211-4 Fax: (852) 27277866
DWG NO. : J856-SD-CW-8001 REV. : -



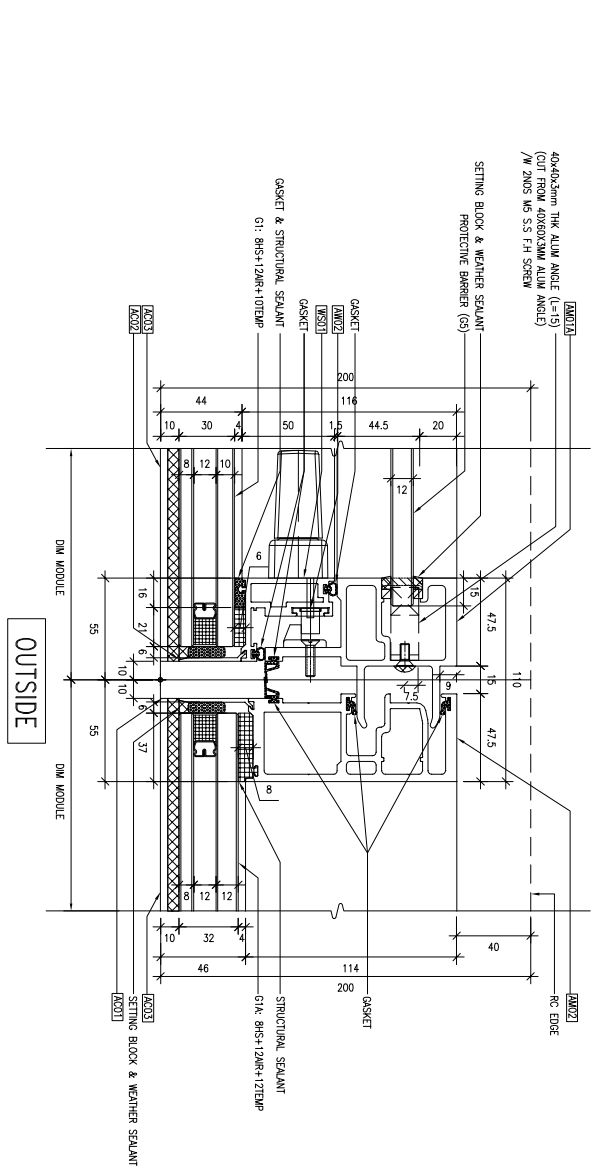
1 TYPICAL DETAIL OF CURTAIN WALL
8002/ FIX (HI-VISION) SIDE MULLION



3 TYPICAL DETAIL OF CURTAIN WALL
8002/ FIX (LO-VISION) SIDE MULLION



2 TYPICAL DETAIL OF CURTAIN WALL
8002/ FIX (HI-VISION) SIDE MULLION



4 TYPICAL DETAIL OF CURTAIN WALL
8002/ OPEN / FIX (HI-VISION) FOR G.H. BHS+12MR+12TP

B.O. REF :

CLIENT :
SUN HUNG KAI
REAL ESTATE AGENCY LTD.
42/F SUN HUNG KAI CENTRE, WINGHUA, HONGKONG

ARCHITECT :
Iw&partners
A T C H I T E C T S

MAIN CONTRACTOR :
怡輝建築有限公司
Yee Fai Building Contractors Ltd.

STRUCTURAL ENGINEER :
ARUP

FAÇADE CONSULTANT :
ALPHA CONSULTING LIMITED
Steel Structure & Façade Specialist

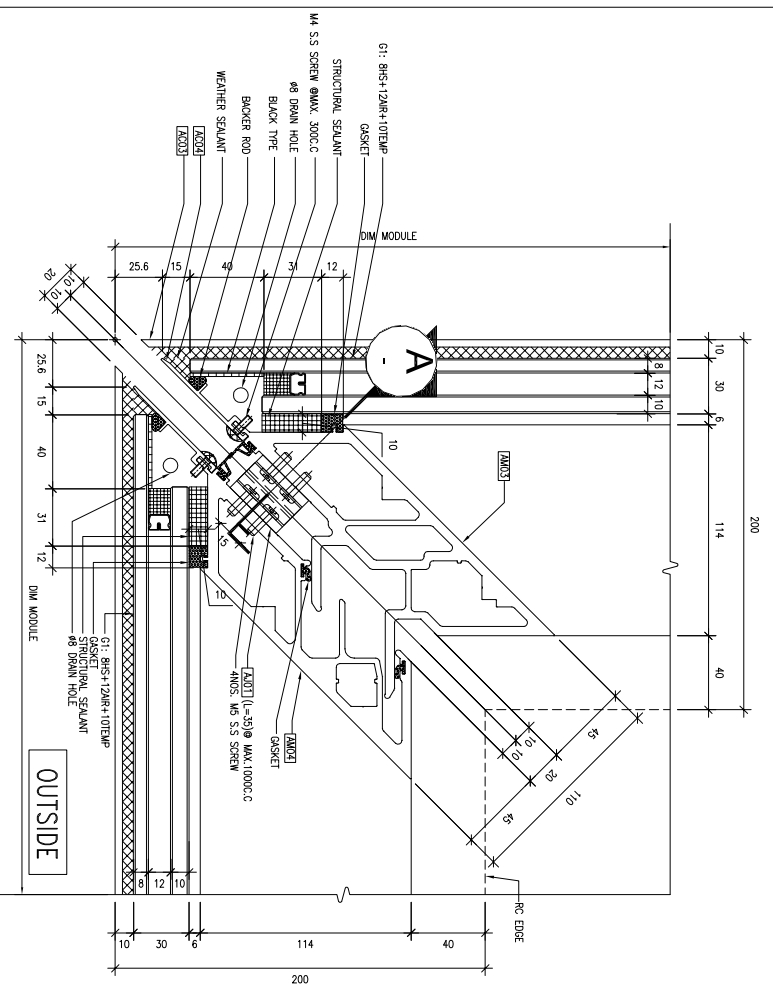
NOTE :
1. ALL DIMENSIONS ARE IN mm.
2. ALL ELEVATIONS ARE VIEWED FROM OUTSIDE.
3. ALL DIMENSIONS TO BE VERIFIED ON SITE BEFORE FABRICATION.

LEGEND :
X1 --- DETAIL MARK NO.
X001 --- REFER SHEET NO.
1. F.F.L. --- FINISHED FLOOR LEVEL
2. S.F.L. --- STRUCTURAL FLOOR LEVEL
3. R --- REVERSED DETAIL

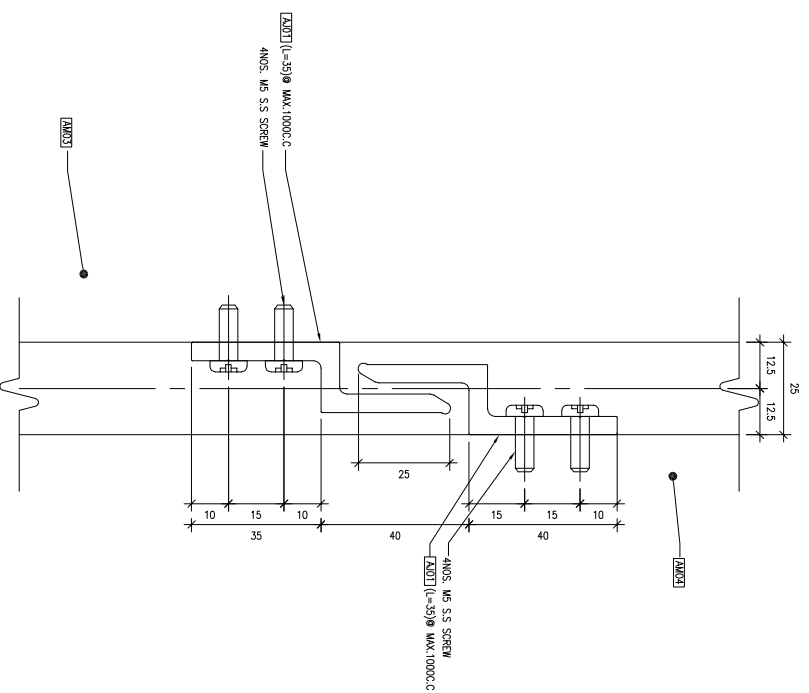
JOB NO. : J-856
PRODUCT : PROPOSED DEVELOPMENT ABOVE LIGHT RAIL TIN WING STOP TSWTL NO.23, AREA 33, TIN SHUI WAI, N.T.
TITLE : TYPICAL DETAIL FOR CURTAIN WALL

DATE : 31-OCT-22 SCALE : 1:4
DRAWN BY : C.F. CHECKED BY :

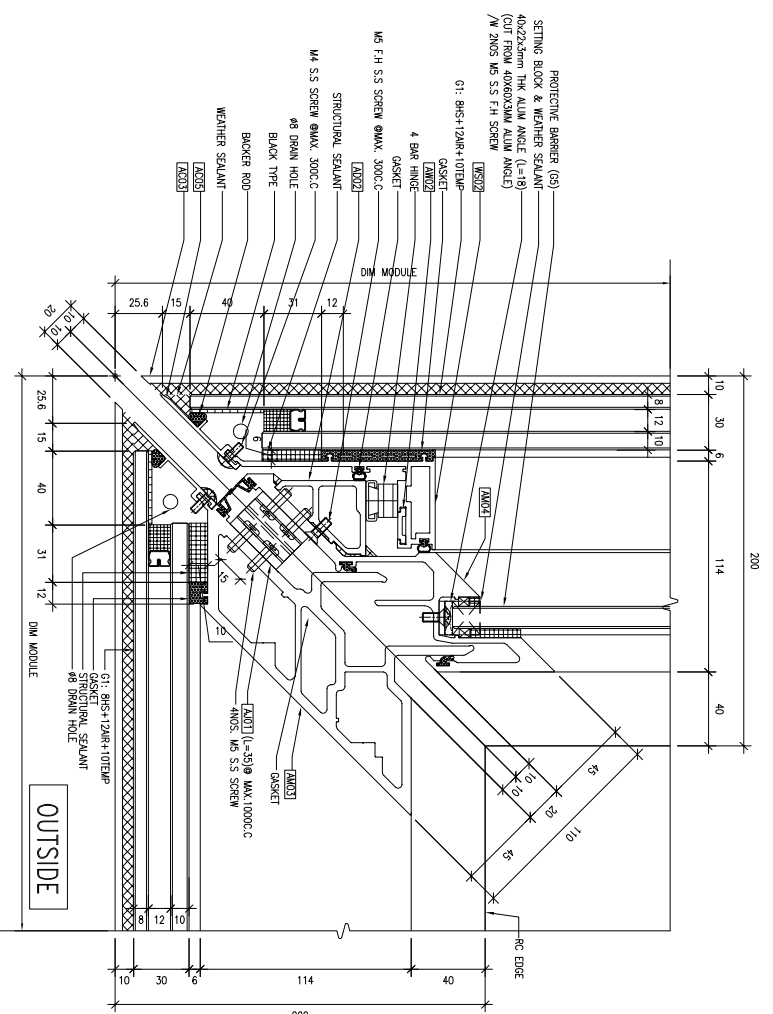
美特經貿有限公司
MIDI ALUMINIUM FABRICATOR LTD.
Units 6-8, Sunray Industrial Centre, 1/F
610 Ono Kwong Road, Kowloon
Tel: 23489211-4 Fax: (852) 27277866
DWG NO. : J856-SD-CW-8002 REV. : -



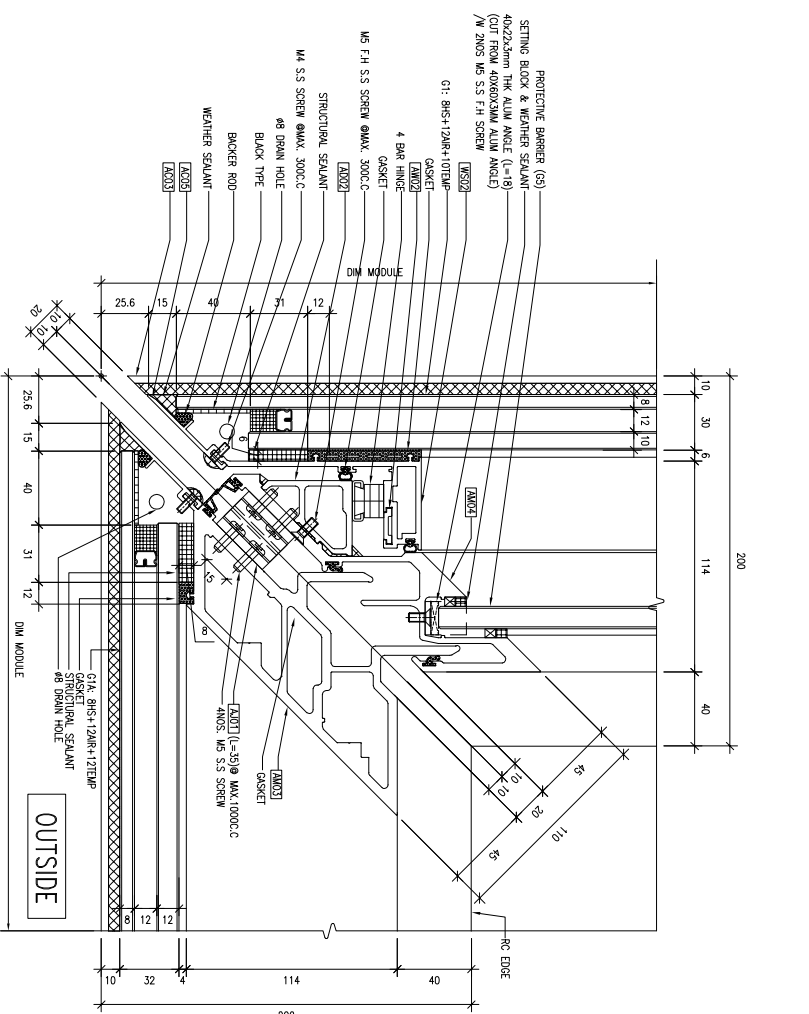
1 TYPICAL DETAIL OF CURTAIN WALL
8003 / FIX/FIX



A SECTION DETAIL FOR CONNECTOR
8003 / NTS



2 TYPICAL DETAIL OF CURTAIN WALL
8003 / OPEN/FIX



3 TYPICAL DETAIL OF CURTAIN WALL
8003 / OPEN/FIX (G1ABSHS+12AR+12TMP)

B.O. REF :

CLIENT :

SUN HUNG KAI
REAL ESTATE AGENCY LTD.

42/F SUN HUNG KAI CENTRE, WINGHUA, HONGKONG

ARCHITECT :

Iw&partners
ARCHITECTS

MAIN CONTRACTOR :

Yee Fai Building Contractors Ltd.

STRUCTURAL ENGINEER :

ARUP

FAÇADE CONSULTANT:

ALPHA CONSULTING LIMITED
Steel Structure & Façade Specialist

NOTE :

1. ALL DIMENSIONS ARE IN mm.
2. ALL ELEVATIONS ARE VIEWED FROM OUTSIDE.
3. ALL DIMENSIONS TO BE VERIFIED ON SITE BEFORE FABRICATION.

LEGEND :

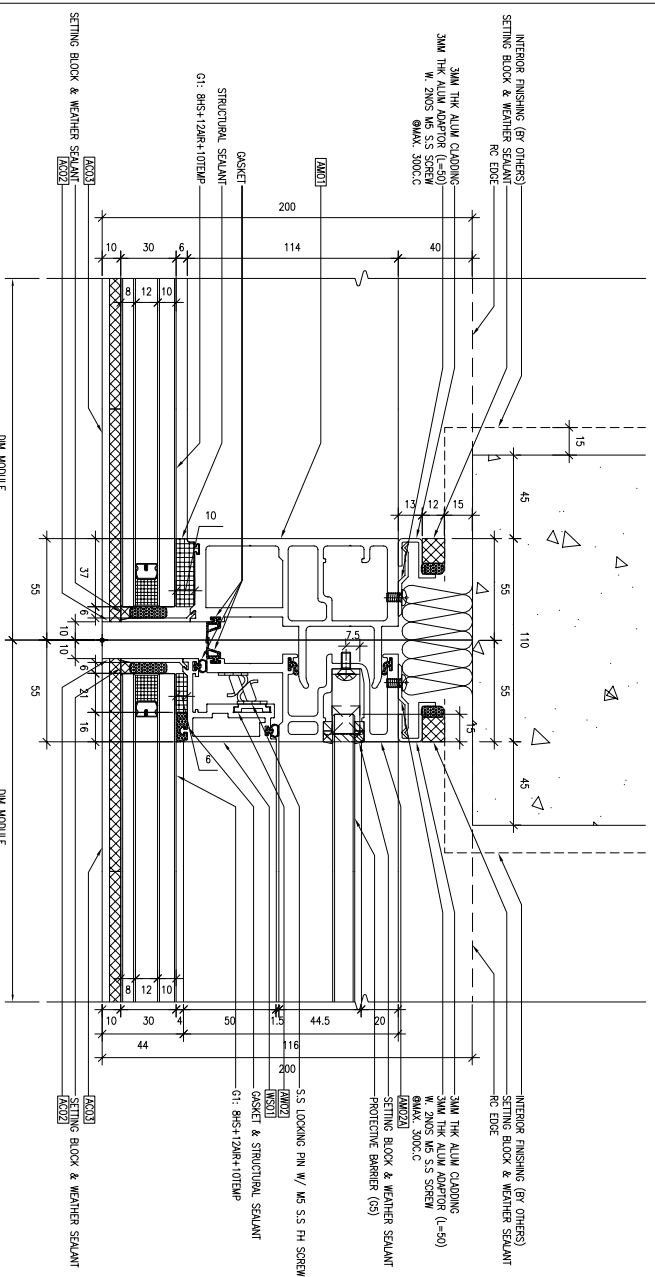
- ①1 --- DETAIL MARK NO.
- ①001 --- REFER SHEET NO.
- 1. F.F.L. --- FINISHED FLOOR LEVEL
- 2. S.F.L. --- STRUCTURAL FLOOR LEVEL
- 3. (R) --- REVERSED DETAIL

NO.	DATE	REVISION

JOB NO. : J-856
 PROJECT : PROPOSED DEVELOPMENT ABOVE LIGHT RAIL TIN WING STOP-TSWTL NO.23, AREA 33, TIN SHUI WAI, N.T.
 TITLE : TYPICAL DETAIL FOR CURTAIN WALL

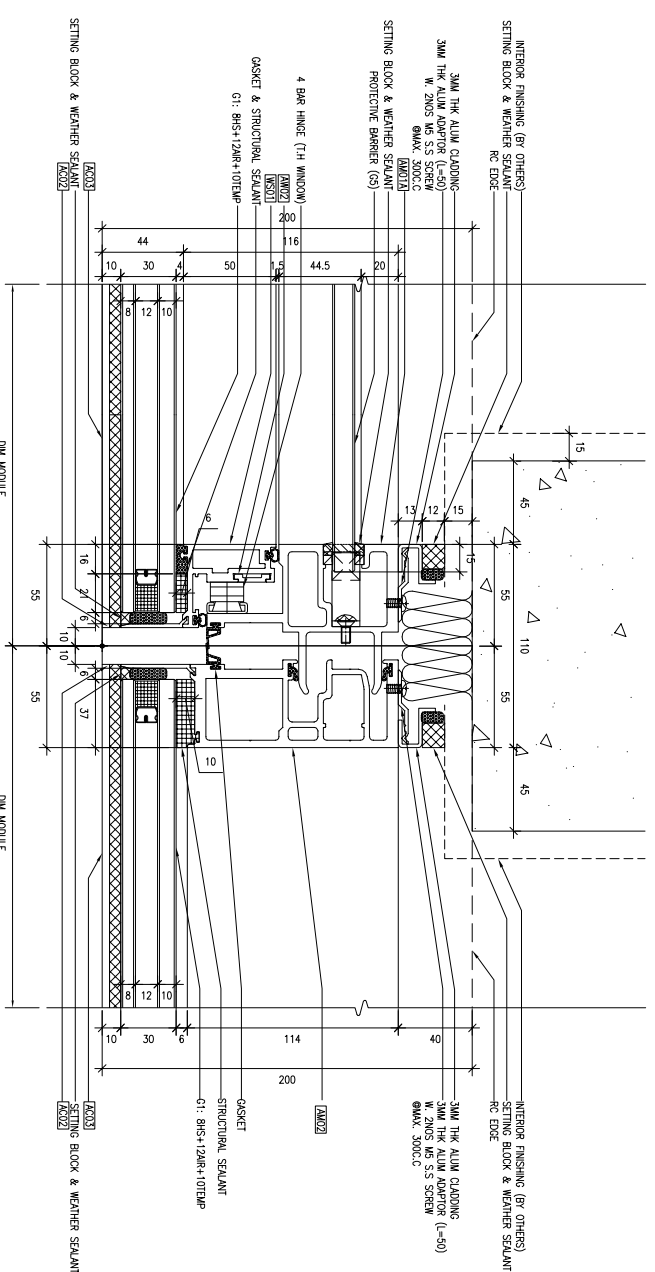
DATE : 31-OCT-22 SCALE : 1:4
 DRAWN BY : C.F. CHECKED BY :

美特經貿有限公司
MIDI Aluminium Fabricator Ltd.
 Units 6-8, Sunray Industrial Centre, 1/F
 610 Cho Kwong Road, Kowloon
 Tel: 23489211-4 Fax: (852) 27277666
 DWG NO. : J856-SD-CW-8003 REV. : -



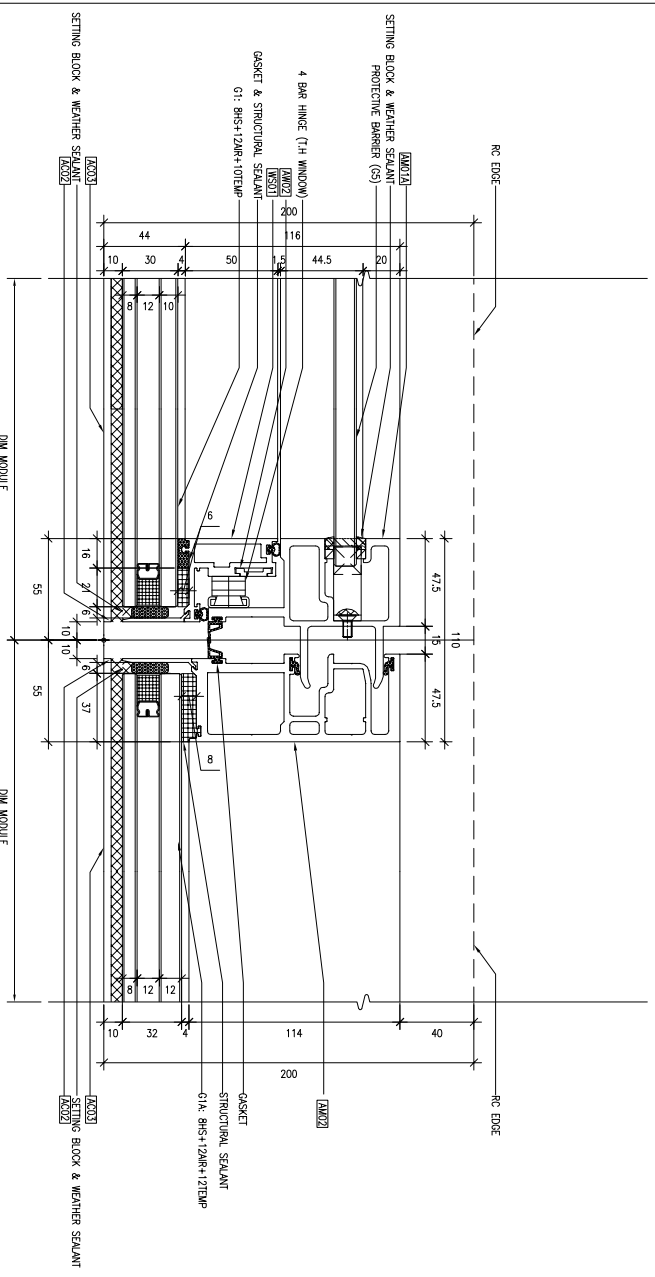
OUTSIDE

1 TYPICAL DETAIL OF CURTAIN WALL
8005 FOR SU



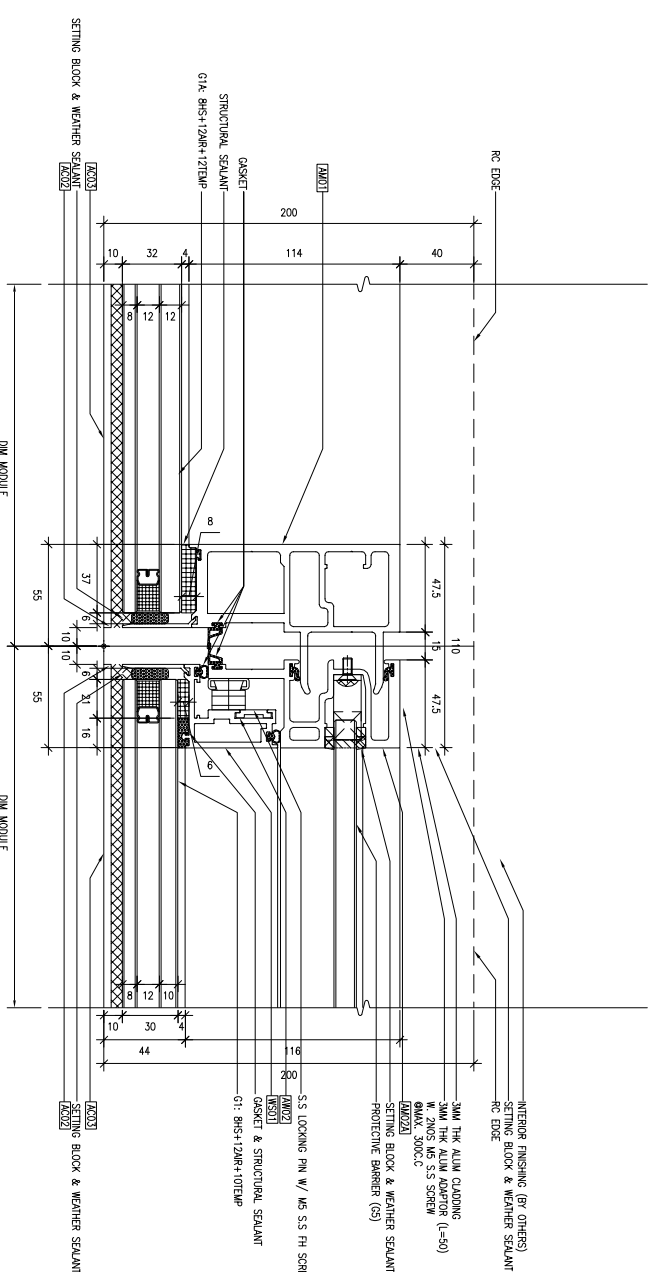
OUTSIDE

2 TYPICAL DETAIL OF CURTAIN WALL
8005 FOR SU



OUTSIDE

3 TYPICAL DETAIL OF CURTAIN WALL
8005 FOR SU (G1A)



OUTSIDE

4 TYPICAL DETAIL OF CURTAIN WALL
8005 FOR SU (G1A)

B.O. REF :

CLIENT :

SUN HUNG KAI
REAL ESTATE AGENCY LTD.

42/F SUN HUNG KAI CENTRE, WINGLOH, HONGKONG

ARCHITECT :

Iw&partners
A T C H I T E C T S

MAIN CONTRACTOR :

怡輝建築有限公司
Yee Fai Building Contractors Ltd.

STRUCTURAL ENGINEER :

ARUP

FAÇADE CONSULTANT:

ALPHA CONSULTING LIMITED
Steel Structure & Façade Specialist

NOTE :

1. ALL DIMENSIONS ARE IN mm.
2. ALL ELEVATIONS ARE VIEWED FROM OUTSIDE.
3. ALL DIMENSIONS TO BE VERIFIED ON SITE BEFORE FABRICATION.

LEGEND :

- ⊗11—DETAIL MARK NO.
- ⊗001—REFER SHEET NO.
- 1. F.F.L.--FINISHED FLOOR LEVEL
- 2. S.F.L.--STRUCTURAL FLOOR LEVEL
- 3. (R)--REVERSED DETAIL

JOB NO. : J-856

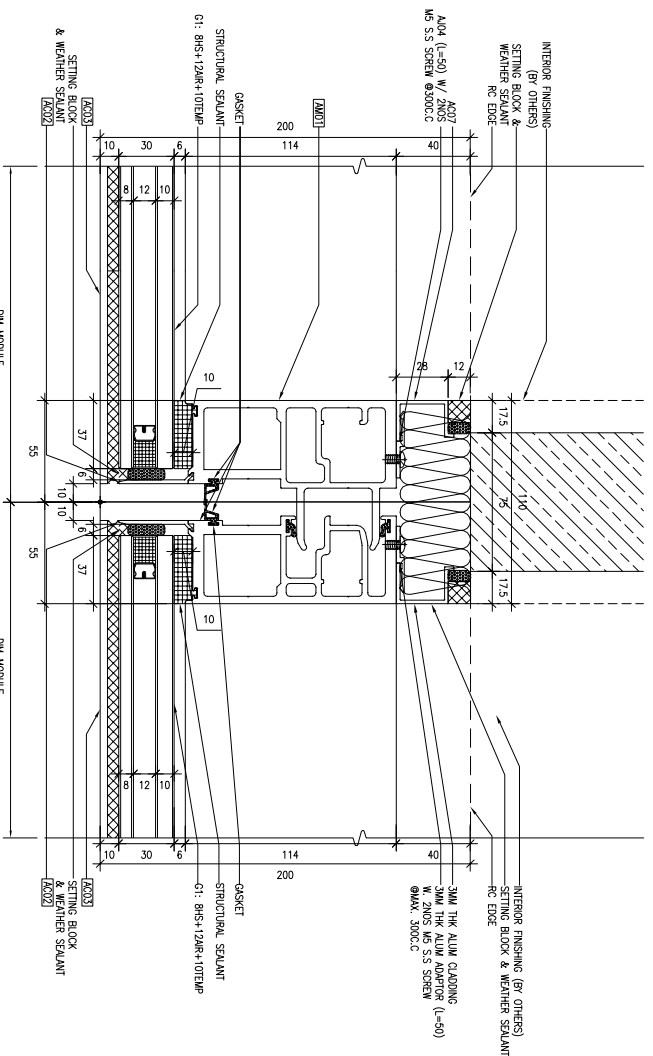
PROJECT : PROPOSED DEVELOPMENT ABOVE LIGHT RAIL TIN WING STOP TSWTL NO.23, AREA 33, TIN SHUI WAI, N.T.

TITLE : TYPICAL DETAIL FOR CURTAIN WALL

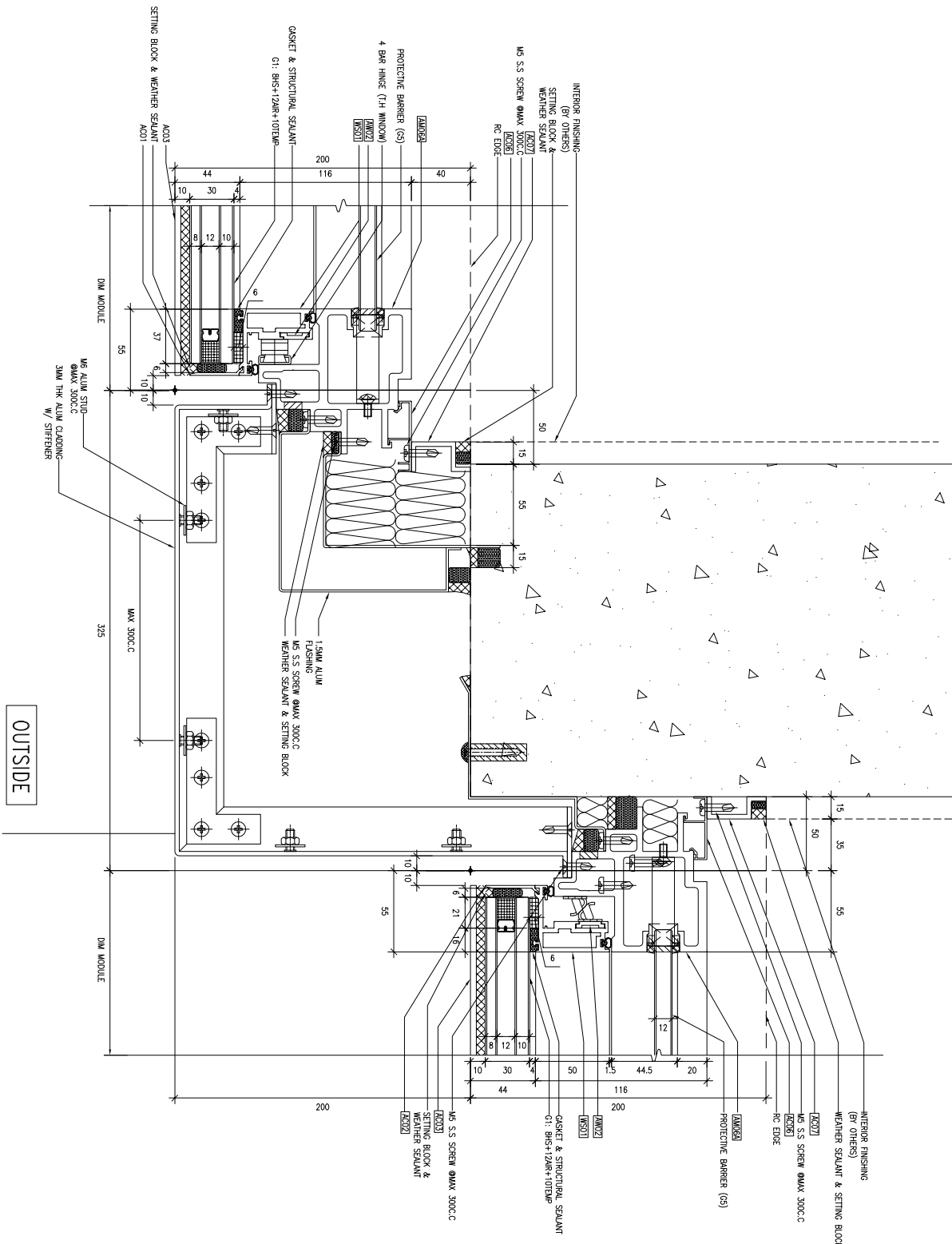
DATE : 31-OCT-22 SCALE : 1:4

DRAWN BY : C.F. CHECKED BY :

美特鋁寶有限公司
MIDI ALUMINIUM FABRICATOR LTD.
Units 6-8, Sunray Industrial Centre, 1/F
610 Ona Kwo Ling Road, Kowloon
Tel: 23489211-4 Fax: (852) 27277866
DWG NO. : J856-SD-CW-8005 REV. : -



1 TYPICAL DETAIL OF CURTAIN WALL
FOR SU : FIX / FIX



2 TYPICAL DETAIL OF CURTAIN WALL
FOR SU : SIDE MULLION (OPEN)

B.O. REF : _____

CLIENT :
SUN HUNG KAI
REAL ESTATE AGENCY LTD.
 42/F SUN HANG KAI CENTRE, WANGCHAI, HONGKONG

ARCHITECT :
Iw&partners
 A R C H I T E C T S

MAIN CONTRACTOR :
怡輝建築有限公司
Yee Fai Building Contractors Ltd.

STRUCTURAL ENGINEER :
ARUP

FAÇADE CONSULTANT:
ALPHA CONSULTING LIMITED
 Steel Structure & Façade Specialist

NOTE :
 1. ALL DIMENSIONS ARE IN mm.
 2. ALL ELEVATIONS ARE VIEWED FROM OUTSIDE.
 3. ALL DIMENSIONS TO BE VERIFIED ON SITE BEFORE FABRICATION.

LEGEND :
 (X1) --- DETAIL MARK NO.
 (X001) --- REFER SHEET NO.
 1. F.F.L. --- FINISHED FLOOR LEVEL
 2. S.F.L. --- STRUCTURAL FLOOR LEVEL
 3. (R) --- REVERSED DETAIL

NO.	DATE	REVISION

JOB NO. : J-856
 PROJECT : PROPOSED DEVELOPMENT ABOVE LIGHT RAIL TIN WING STOP-TSWTL NO.23,AREA 33,TIN SHUI WAI, N.T.

TITLE : TYPICAL DETAIL FOR CURTAIN WALL

DATE : 31-OCT-22 SCALE : 1:4
 DRAWN BY : C.F. CHECKED BY :

美特鋁質有限公司
MIDI ALUMINIUM FABRICATOR LTD.
 Units 6-8, Sunray Industrial Centre, 1/F
 610 Ono Kwong Road, Kowloon
 Tel:23489211-4 Fax:(852)2727866
 DWG NO. : J856-SD-CW-8006 REV. : -

CLIENT :



42/F, SUN HUNG KAI CENTRE, WINGLOH, HONGKONG

ARCHITECT :



ARCHITECT : Iw&partners

MAIN CONTRACTOR :



MAIN CONTRACTOR : 怡輝建築有限公司

STRUCTURAL ENGINEER :



FAÇADE CONSULTANT:



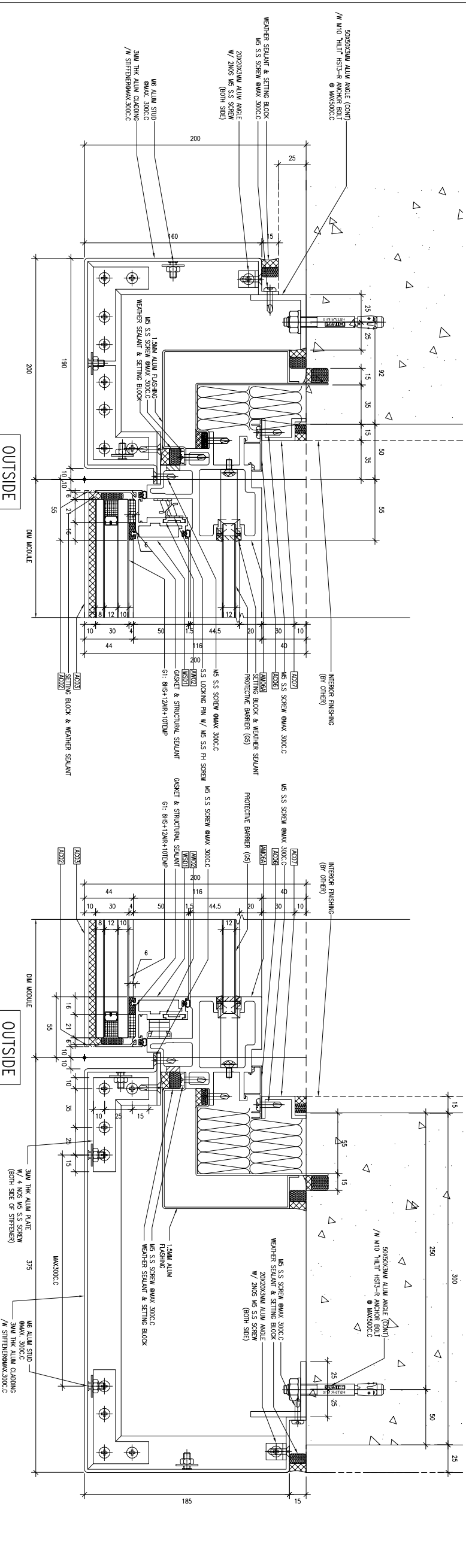
Steel Structure & Façade Specialist

NOTE: 1. ALL DIMENSIONS ARE IN mm.

- 2. ALL ELEVATIONS ARE VIEWED FROM OUTSIDE.
- 3. ALL DIMENSIONS TO BE VERIFIED ON SITE BEFORE FABRICATION.

LEGEND:

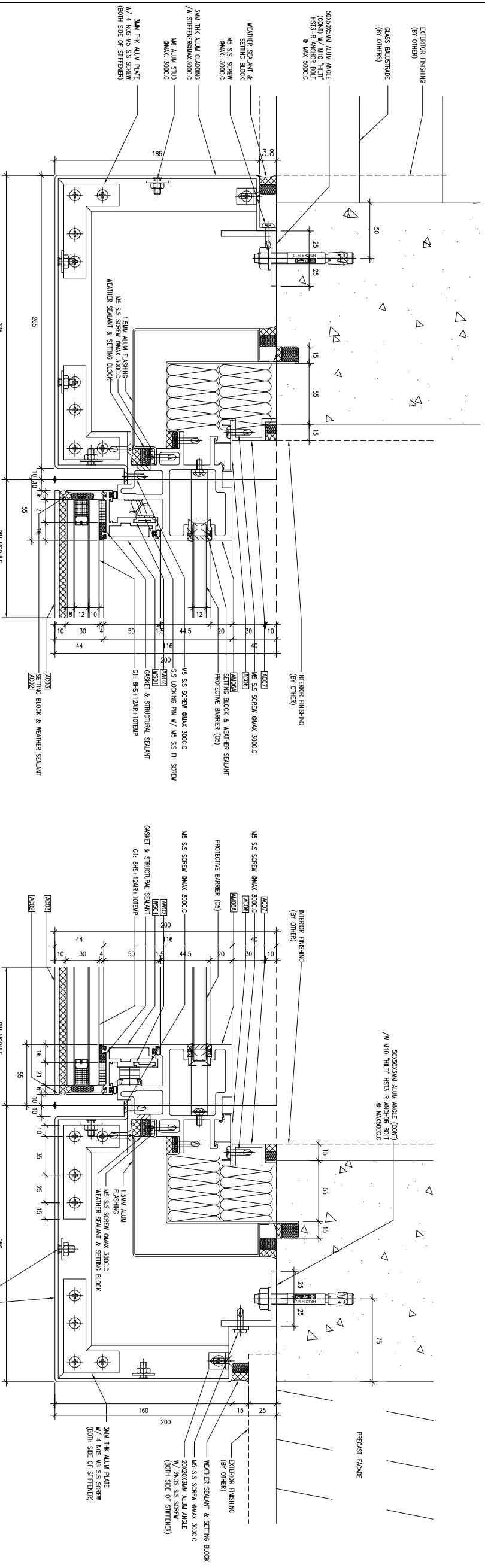
- X1 - DETAIL MARK NO.
- X001 - REFER SHEET NO.
- 1. F.F.L. - FINISHED FLOOR LEVEL
- 2. S.F.L. - STRUCTURAL FLOOR LEVEL
- 3. (R) - REVERSED DETAIL



2 TYPICAL DETAIL OF CURTAIN WALL (8007) FOR SU

3 TYPICAL DETAIL OF CURTAIN WALL (8007) FOR SU (RESIDE GLASS BALUSTRADE)

4 TYPICAL DETAIL OF CURTAIN WALL (8007) FOR SU (RESIDE WITH PRECAST-CAST FAÇADE)



TITLE : TYPICAL DETAIL FOR CURTAIN WALL

DATE : 31-OCT-22 SCALE : 1:4
DRAWN BY : C.F. CHECKED BY :

美特鋁質有限公司
MDI ALUMINIUM FABRICATOR LTD.
 Units 6-8, Sunray Industrial Centre, 1/F
 610 Cha Kwo Ling Road, Kowloon
 Tel: 23499211-4 Fax: (852) 27277666
 DWG NO.: J856-SD-CW-8007 REV: -

B.O. REF :

CLIENT :

SUN HUNG KAI
REAL ESTATE AGENCY LTD.
42/F SUN HUNG KAI CENTRE, WINGLOHA, HONGKONG

ARCHITECT :

Iw&partners
A R C H I T E C T S

MAIN CONTRACTOR :

Yee Fai 怡輝建築有限公司
Building Contractors Ltd.

STRUCTURAL ENGINEER :

ARUP
ALPHA CONSULTING LIMITED
Steel Structure & Facade Specialist

FAÇADE CONSULTANT:

ARUP
ALPHA CONSULTING LIMITED
Steel Structure & Facade Specialist

NOTE :

1. ALL DIMENSIONS ARE IN mm.
2. ALL ELEVATIONS ARE VIEWED FROM OUTSIDE.
3. ALL DIMENSIONS TO BE VERIFIED ON SITE BEFORE FABRICATION.

LEGEND :

- (X1) — DETAIL MARK NO.
- (X001) — REFER SHEET NO.
- 1. F.F.L. — FINISHED FLOOR LEVEL
- 2. S.F.L. — STRUCTURAL FLOOR LEVEL
- 3. (R) — REVERSED DETAIL

NO.	DATE	REVISION	BY

JOB NO. : J-856

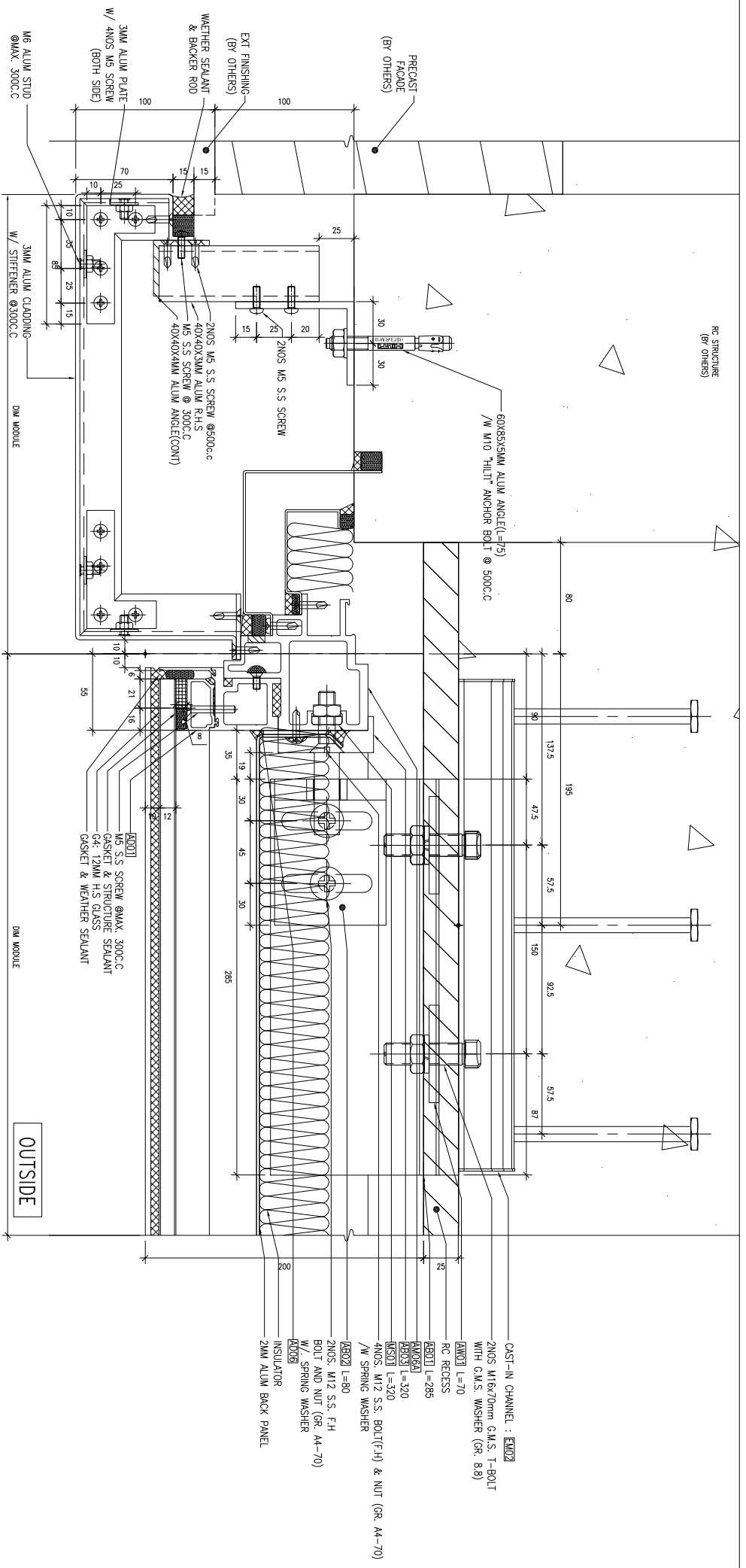
PROJECT : PROPOSED DEVELOPMENT ABOVE LIGHT RAIL TIN WING STOP-TSWTL NO.23, AREA 33, TIN SHUI WAI, N.T.

TITLE : TYPICAL DETAIL FOR CURTAIN WALL

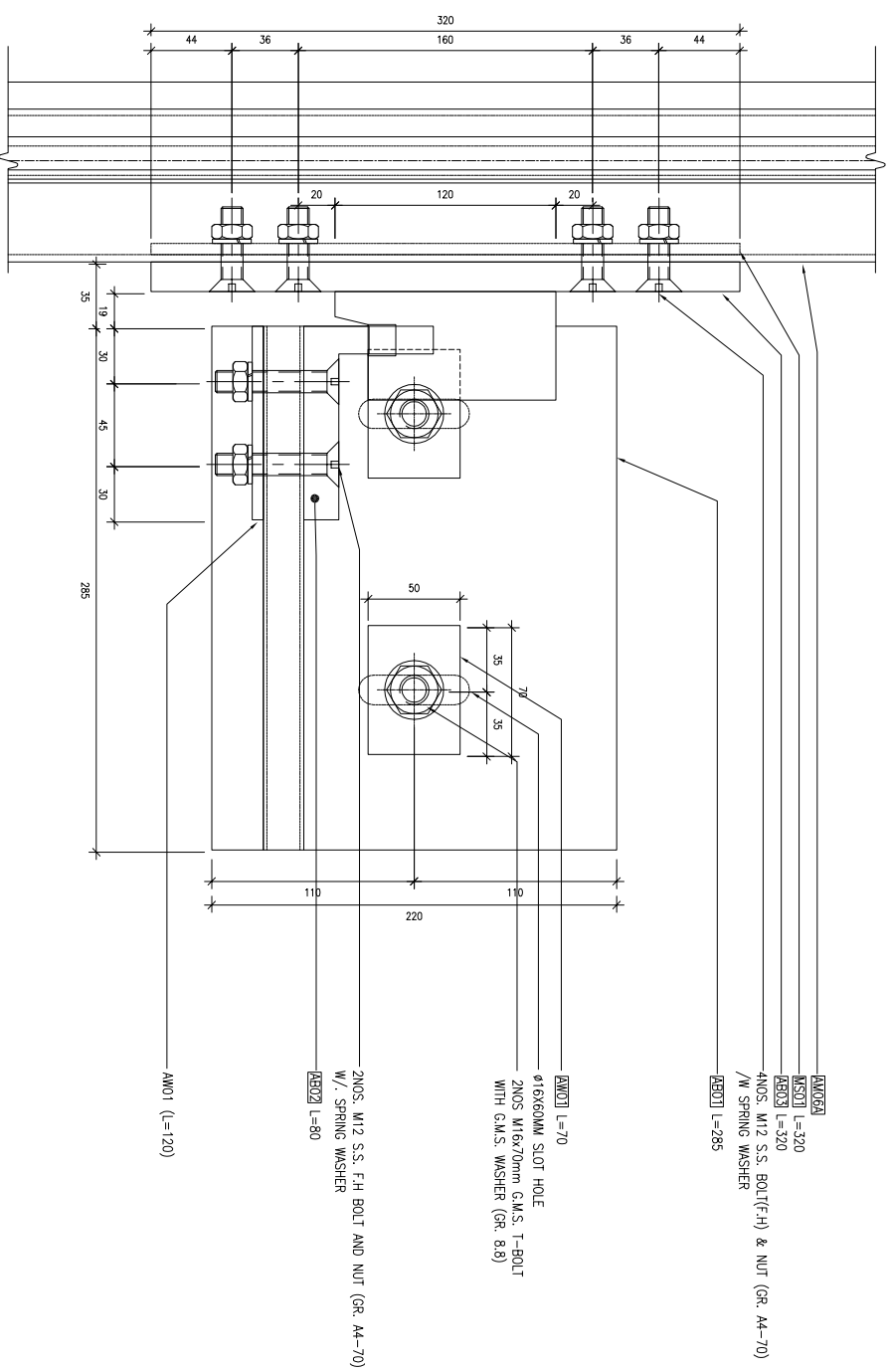
DATE : 31-OCT-22 SCALE : 1:4

DRAWN BY : C.F. CHECKED BY :

MIDI 美特鋁質有限公司
ALUMINIUM FABRICATOR LTD.
Units 6-8, Sunray Industrial Centre, 1/F
610 Ono Kwong Road, Kowloon
Tel: 23489211-4 Fax: (852) 27277866
DWG NO. : J856-SD-CW-8010 REV. : -



1 TYPICAL DETAIL OF CURTAIN WALL (810) SPANDREL



2 SECTION VIEW (FIXING) (810) SPANDREL

B.O. REF :

CLIENT :

SUN HUNG KAI
REAL ESTATE AGENCY LTD.

42/F SUN HUNG KAI CENTRE, WANGCHAI, HONGKONG

ARCHITECT :

lwk&partners
A R C H I T E C T S

MAIN CONTRACTOR :

怡輝建築有限公司
Yee Fai Building Contractors Ltd.

STRUCTURAL ENGINEER :

ARUP

FAÇADE CONSULTANT:

ALPHA CONSULTING LIMITED
Steel Structure & Façade Specialist

NOTE :

1. ALL DIMENSIONS ARE IN mm.
2. ALL ELEVATIONS ARE VIEWED FROM OUTSIDE.
3. ALL DIMENSIONS TO BE VERIFIED ON SITE BEFORE FABRICATION.

LEGEND :

X1 --- DETAIL MARK NO.
X001 --- REFER SHEET NO.

1. F.F.L. --- FINISHED FLOOR LEVEL
2. S.F.L. --- STRUCTURAL FLOOR LEVEL
3. **(R)** --- REVERSED DETAIL

NO.	DATE	REVISION	BY

JOB NO. : J-856

PROJECT : PROPOSED DEVELOPMENT ABOVE LIGHT RAIL TIN WING STOP-TSWTL NO.23,AREA 33,TIN SHUI WAI, N.T.

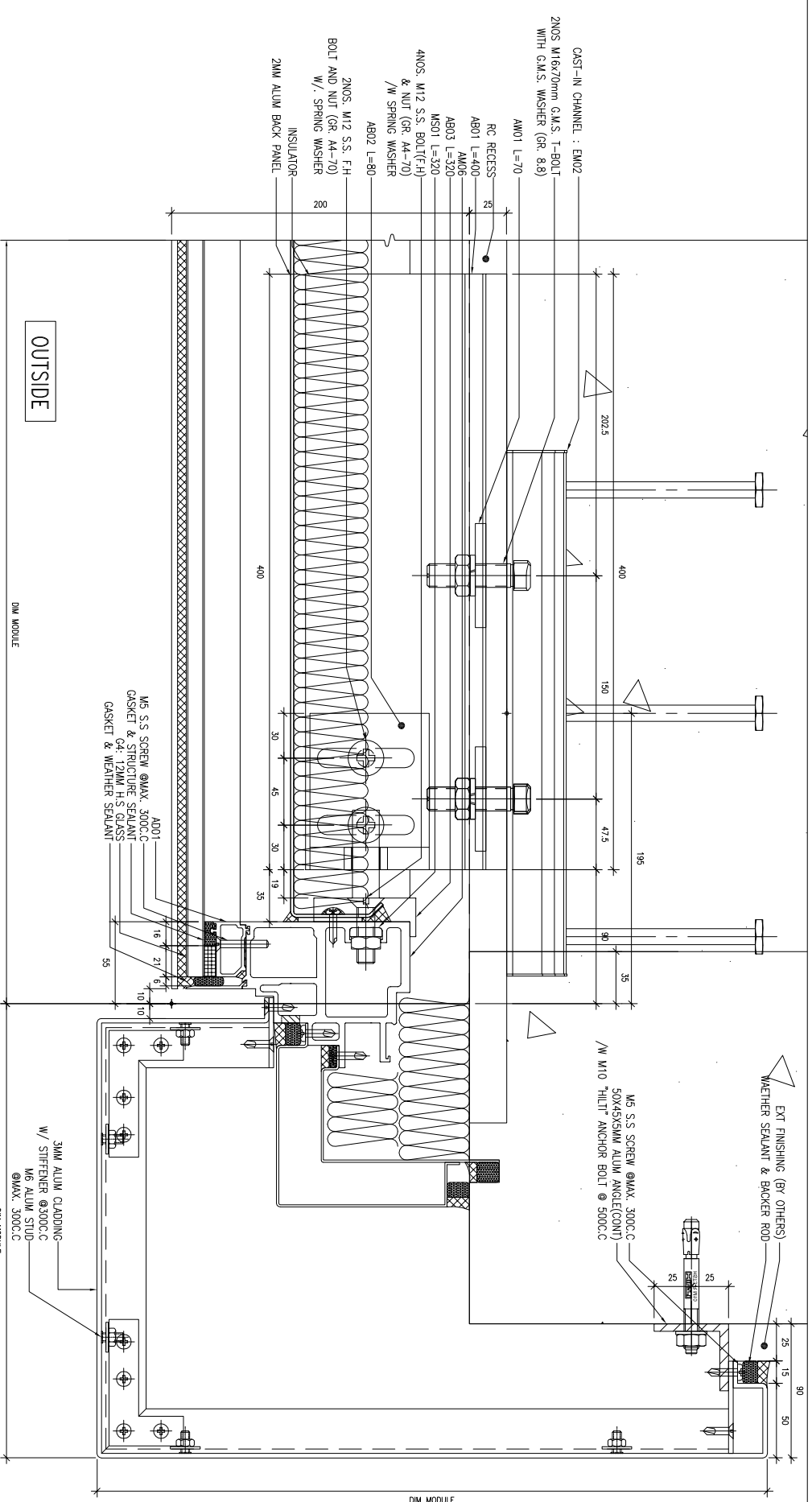
TITLE :

TYPICAL DETAIL
FOR CURTAIN WALL

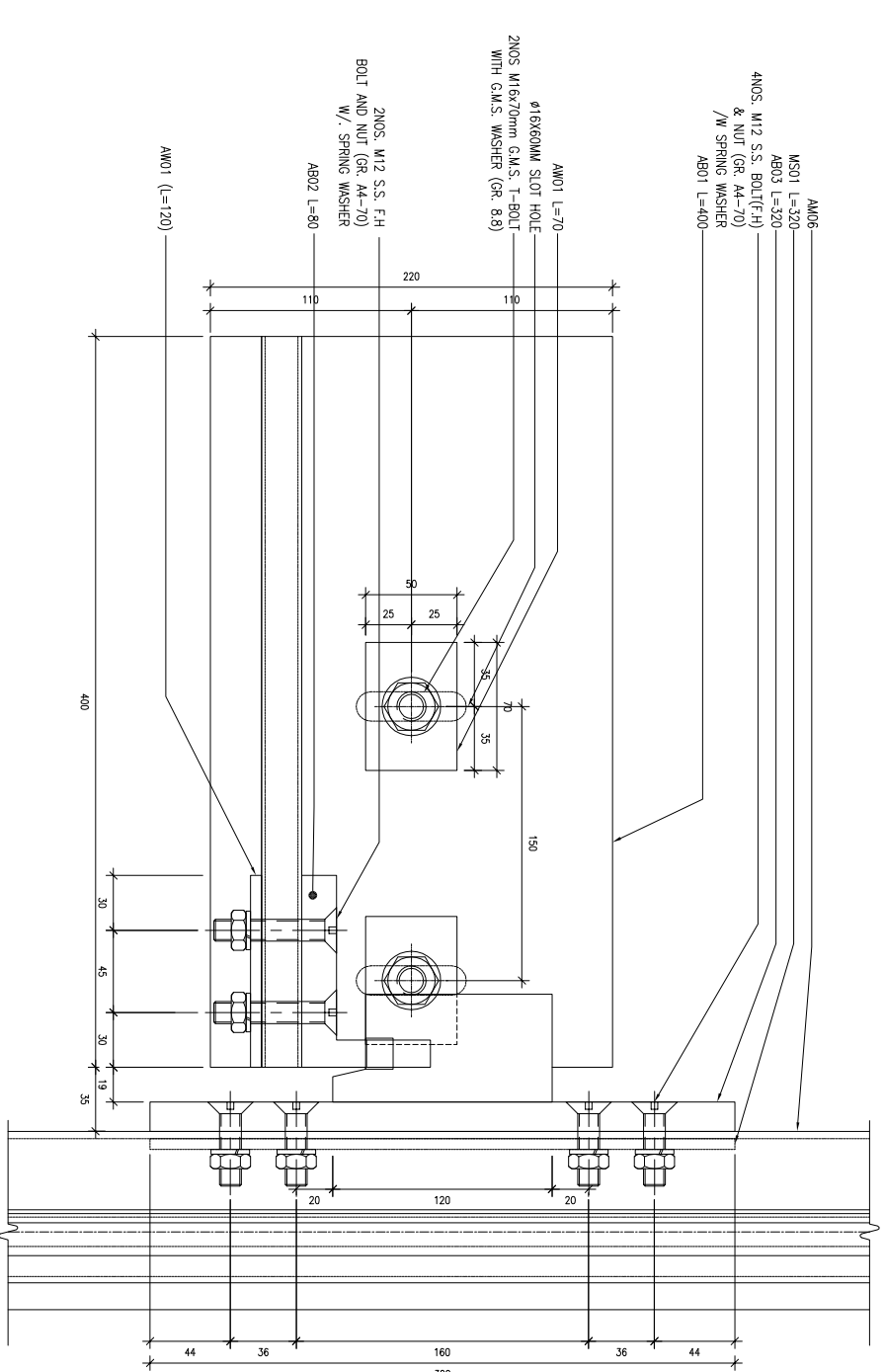
DATE : 31-OCT-22 SCALE : 1:4

DRAWN BY : C.F. CHECKED BY :

美特鋁質有限公司
MIDI ALUMINIUM FABRICATOR LTD.
Units 6-8, Sunray Industrial Centre, 1/F
610 Ono Kwong Road, Kowloon
Tel:23489211-4 Fax:(852)27277866
DWG NO. : J856-SD-CW-8011



1 TYPICAL DETAIL OF CURTAIN WALL
(S11) SPANDREL



2 SECTION VIEW (FIXING)

B.O. REF :

CLIENT :

SUN HUNG KAI
REAL ESTATE AGENCY LTD.

42/F SUN HUNG KAI CENTRE, WANGCHAI, HONGKONG

ARCHITECT :

IWK&partners
A R C H I T E C T S

MAIN CONTRACTOR :

怡輝建築有限公司
Yee Fai Building Contractors Ltd.

STRUCTURAL ENGINEER :

ARUP

FAÇADE CONSULTANT:

ALPHA CONSULTING LIMITED
Steel Structure & Façade Specialist

NOTE :

1. ALL DIMENSIONS ARE IN mm.
2. ALL ELEVATIONS ARE VIEWED FROM OUTSIDE.
3. ALL DIMENSIONS TO BE VERIFIED ON SITE BEFORE FABRICATION.

LEGEND :

- (X1) DETAIL MARK NO.
- (X001) REFER SHEET NO.
- 1. F.F.L. -- FINISHED FLOOR LEVEL
- 2. S.F.L. -- STRUCTURAL FLOOR LEVEL
- 3. (R) -- REVERSED DETAIL

NO.	DATE	REVISION	BY

JOB NO. : J-856

PROJECT : PROPOSED DEVELOPMENT ABOVE LIGHT RAIL TIN WING STOP TSWTL NO.23, AREA 33, TIN SHUI WAI, N.T.

TITLE : TYPICAL DETAIL FOR CURTAIN WALL

DATE : 31-OCT-22

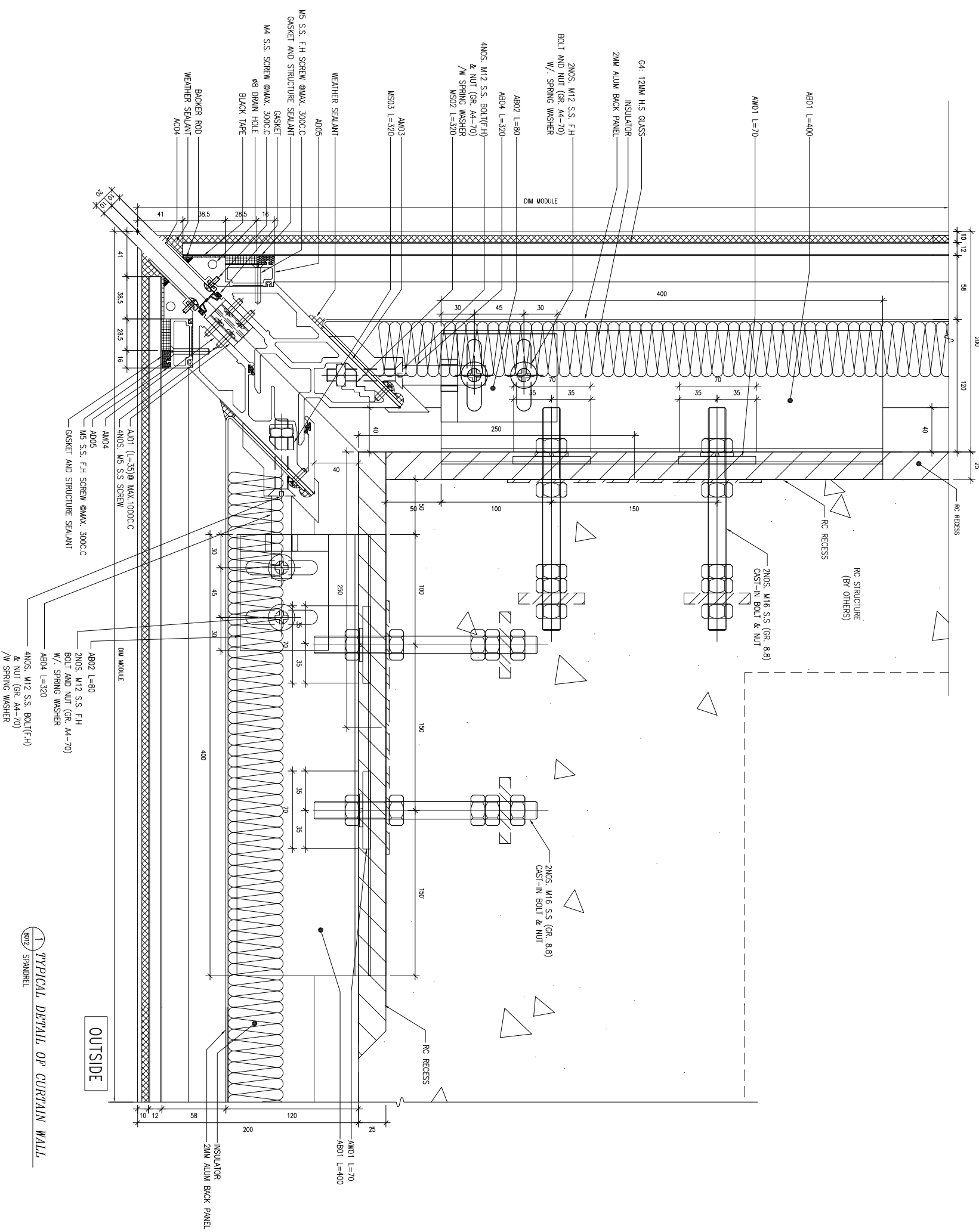
SCALE : 1:4

DRAWN BY : C.F

CHECKED BY :

美特經貿有限公司
MIDI ALUMINIUM FABRICATOR LTD.
Units 6-8, Sunray Industrial Centre, 1/F
610 Cho Kwong Road, Kwailoon
Tel: 23489211-4 Fax: (852) 27277866

DWG NO. : J856-SD-CW-8012 REV. : -



OUTSIDE

TYPICAL DETAIL OF CURTAIN WALL

B.O. REF :

CLIENT :

SUN HUNG KAI REAL ESTATE AGENCY LTD.
42/F, SUN HANG KAI CENTRE, WINGLOH, HONGKONG

ARCHITECT :

lwk&partners
A R C H I T E C T S

MAIN CONTRACTOR :

怡輝建築有限公司
Yee Fai Building Contractors Ltd.

STRUCTURAL ENGINEER :

ARUP

FAÇADE CONSULTANT:

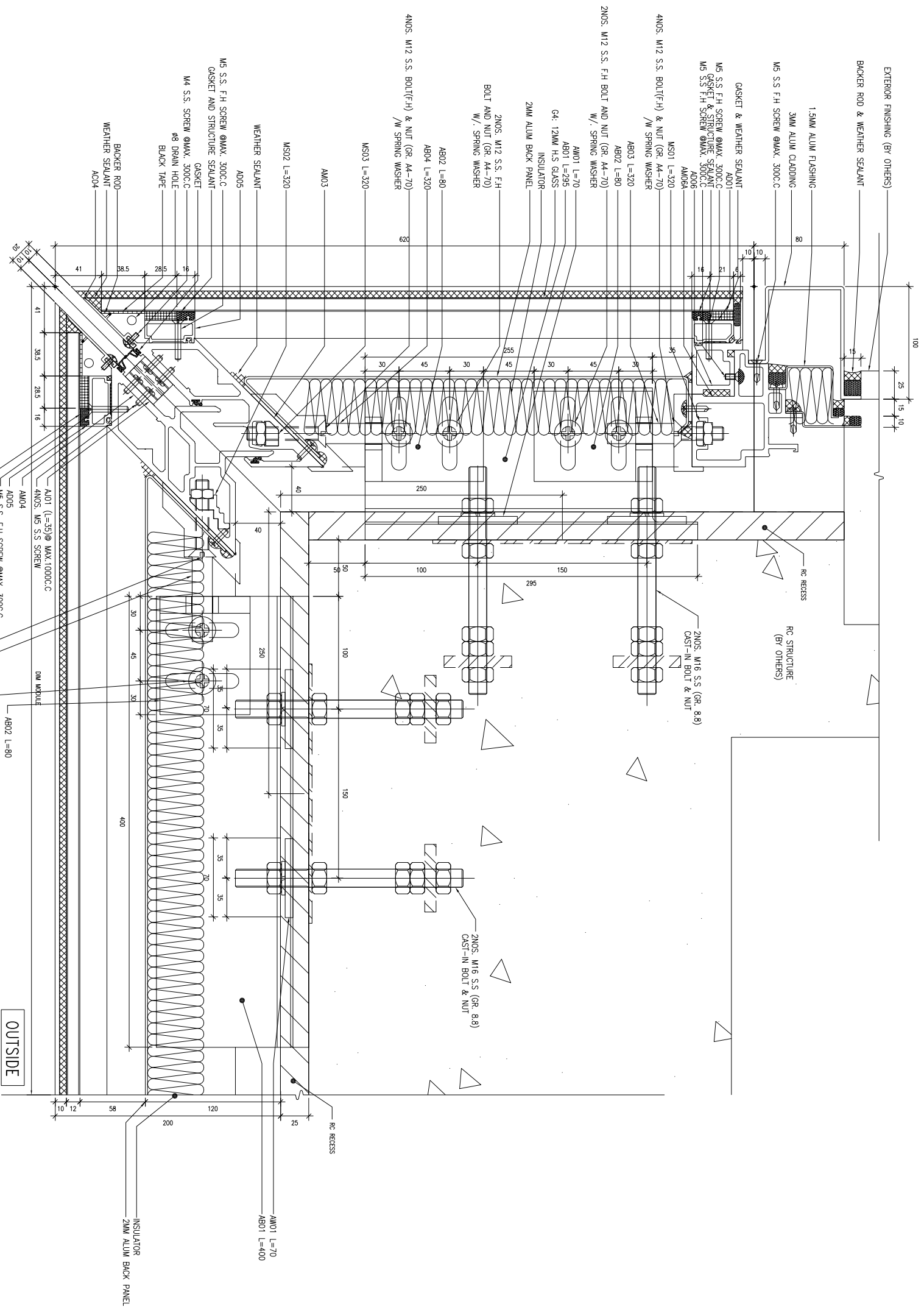
ALPHA CONSULTING LIMITED
Steel Structure & Façade Specialist

NOTE :

- 1. ALL DIMENSIONS ARE IN mm.
- 2. ALL ELEVATIONS ARE VIEWED FROM OUTSIDE.
- 3. ALL DIMENSIONS TO BE VERIFIED ON SITE BEFORE FABRICATION.

LEGEND :

- (X1) DETAIL MARK NO.
- (X001) REFER SHEET NO.
- 1. F.F.L. -- FINISHED FLOOR LEVEL
- 2. S.F.L. -- STRUCTURAL FLOOR LEVEL
- 3. (R) -- REVERSED DETAIL



TYPICAL DETAIL OF CURTAIN WALL

TITLE :

TYPICAL DETAIL FOR CURTAIN WALL

JOB NO. : J-8556

PRODUCT : PROPOSED DEVELOPMENT ABOVE LIGHT RAIL TIN WING STOP TSWTL NO.23,AREA 33,TIN SHUI WAI, N.T.

DATE : 31-OCT-22 SCALE : 1:4

DRAWN BY : C.F CHECKED BY :

美特經貿有限公司
MIDI ALUMINIUM FABRICATOR LTD.
Units 6-8, Sunray Industrial Centre, 1/F
610 Ono Kwong Road, Kowloon
Tel:23489211-4 Fax:(852)27277866
DWG NO. : J856-SD-CW-8013 REV. : -

B.O. REF :

CLIENT :

SUN HUNG KAI
REAL ESTATE AGENCY LTD.
42/F SUN HUNG KAI CENTRE, WANGCHAI, HONGKONG

ARCHITECT :

IWK&partners
A R C H I T E C T S

MAIN CONTRACTOR :

怡輝建築有限公司
Yee Fai Building Contractors Ltd.

STRUCTURAL ENGINEER :

ARUP

FAÇADE CONSULTANT :

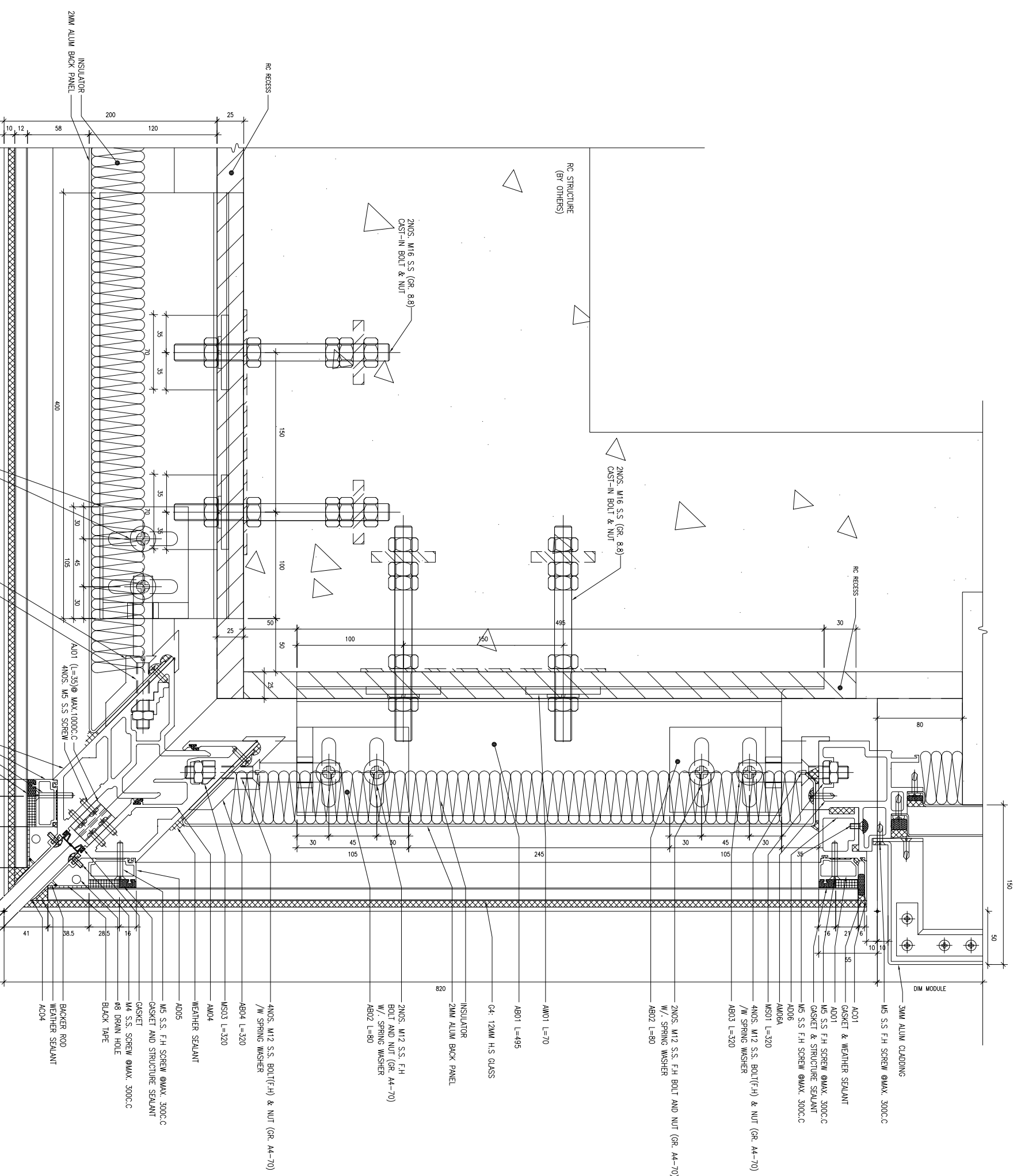
ALPHA CONSULTING LIMITED
Steel Structure & Façade Specialist

NOTE :

1. ALL DIMENSIONS ARE IN mm.
2. ALL ELEVATIONS ARE VIEWED FROM OUTSIDE.
3. ALL DIMENSIONS TO BE VERIFIED ON SITE BEFORE FABRICATION.

LEGEND :

- (X1) DETAIL MARK NO.
- (X001) REFER SHEET NO.
- 1. F.F.L. -- FINISHED FLOOR LEVEL
- 2. S.F.L. -- STRUCTURAL FLOOR LEVEL
- 3. (R) -- REVERSED DETAIL

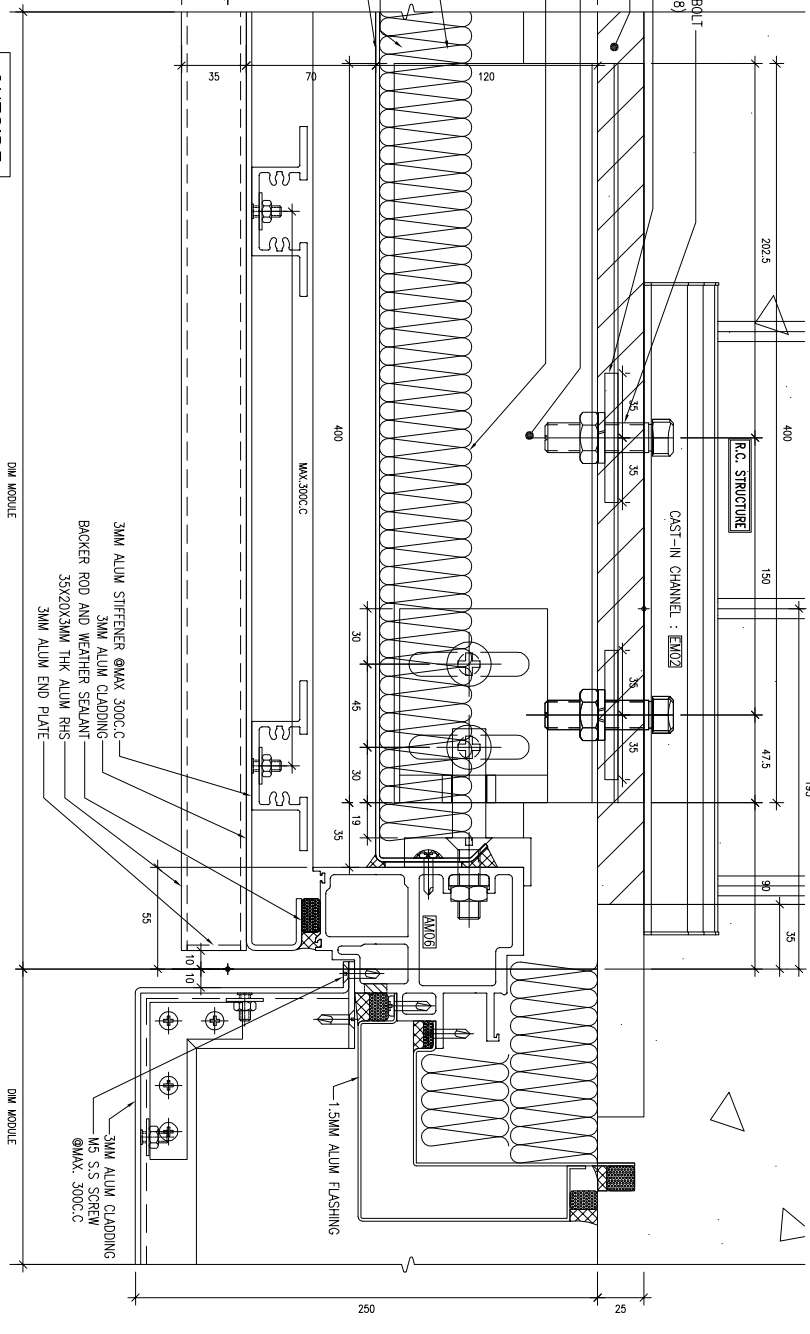
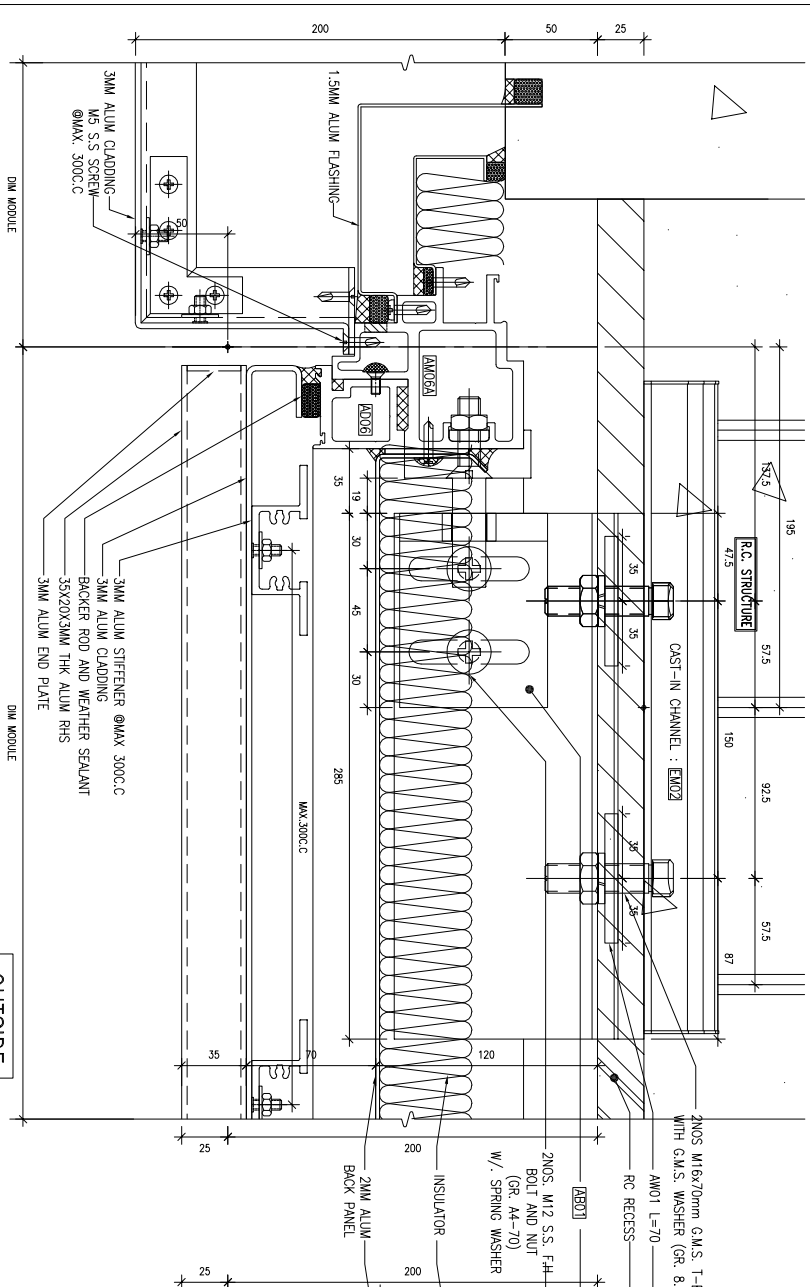
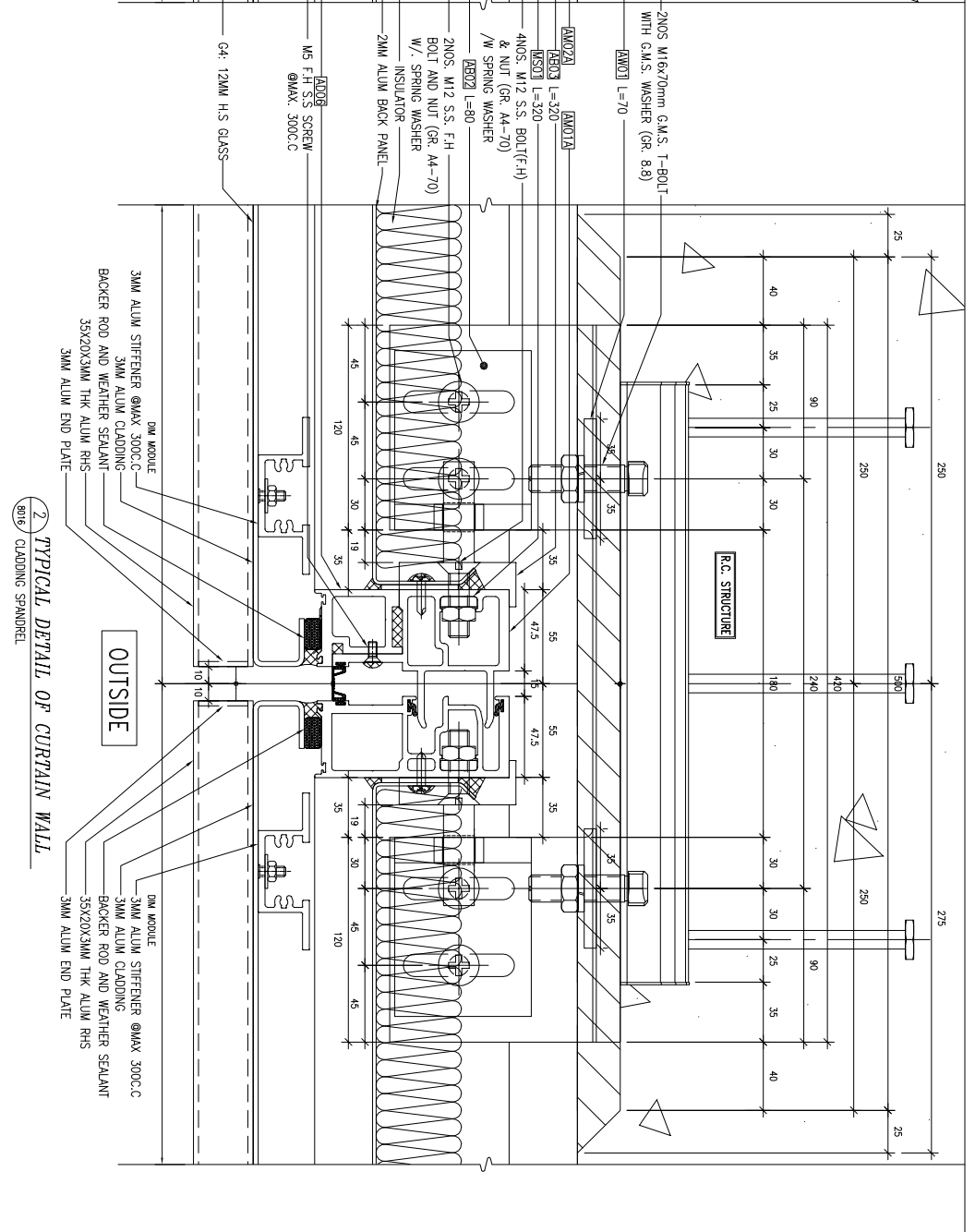
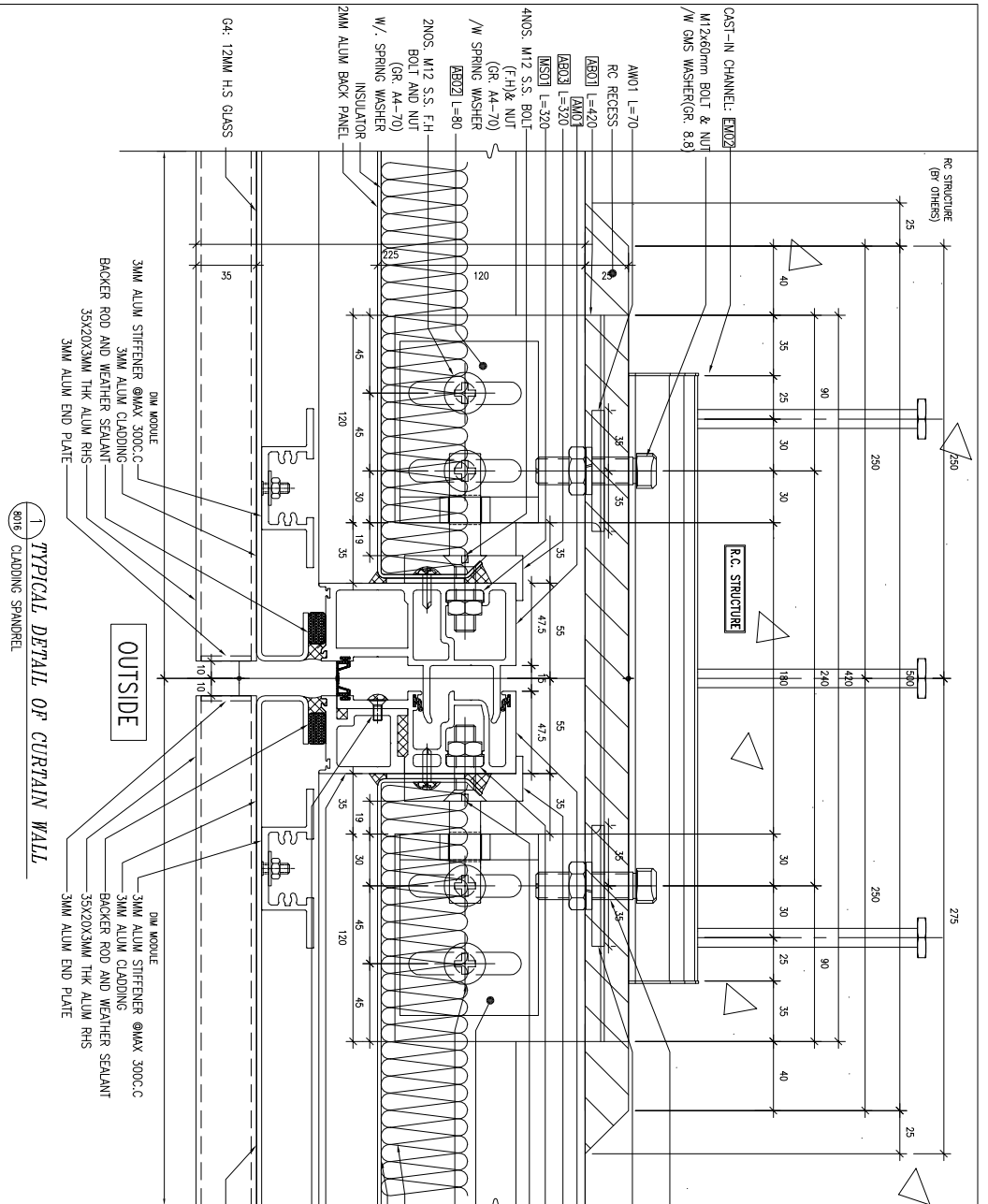


TITLE :
TYPICAL DETAIL
FOR CURTAIN WALL

DATE : 31-OCT-22 SCALE : 1:4
DRAWN BY : C.F CHECKED BY :

美特鋁質有限公司
MIDI ALUMINIUM FABRICATOR LTD.
Units 6-8, Sunray Industrial Centre, 1/F
610 Ono Kwong Road, Kowloon
Tel: 23489211-4 Fax: (852) 27277866
DWG NO. : J856-SD-CW-8015 REV. : -

1 TYPICAL DETAIL OF CURTAIN WALL
809 SPANDREL



B.D. REF :

CLIENT :

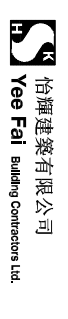


42/F, SUN HUNG KAI CENTRE, WING-HAI, HONGKONG

ARCHITECT :



MAIN CONTRACTOR :



STRUCTURAL ENGINEER :



FAÇADE CONSULTANT :



Steel Structure & Façade Specialist

- NOTE :
1. ALL DIMENSIONS ARE IN mm.
 2. ALL ELEVATIONS ARE VIEWED FROM OUTSIDE.
 3. ALL DIMENSIONS TO BE VERIFIED ON SITE BEFORE FABRICATION.

- LEGEND :
- (X1) DETAIL MARK NO.
 - (X001) REFER SHEET NO.
 - 1. F.F.L. --- FINISHED FLOOR LEVEL.
 - 2. S.F.L. --- STRUCTURAL FLOOR LEVEL.
 - 3. (R) --- REVERSED DETAIL.

NO.	DATE	REVISION	BY

JOB NO. : J-8556

PROJECT : PROPOSED DEVELOPMENT ABOVE LIGHT RAIL TIN WING STOP-TSWTL NO.23, AREA 33, TIN SHUI WAI, N.T.

TITLE : TYPICAL DETAIL FOR CURTAIN WALL

DATE : 31-OCT-22 SCALE : 1:4

DRAWN BY : C.F. CHECKED BY :

美特鋁質有限公司
MIDI ALUMINIUM FABRICATOR LTD.
 Units 6-8, Sunray Industrial Centre, 1/F
 610 Cho Kwong Road, Kowloon
 Tel: 23499211-4 Fax: (852) 27277666
 DWG NO. : J856-SD-CW-8016 REV. : -

3 TYPICAL DETAIL OF CURTAIN WALL
 8016 CLADDING SPANDREL

1 TYPICAL DETAIL OF CURTAIN WALL
 8016 CLADDING SPANDREL

2 TYPICAL DETAIL OF CURTAIN WALL
 8016 CLADDING SPANDREL

4 TYPICAL DETAIL OF CURTAIN WALL
 8016 CLADDING SPANDREL

B.O. REF :

CLIENT :

SUN HUNG KAI
REAL ESTATE AGENCY LTD.

42/F SUN HUNG KAI CENTRE, WANGCHAI, HONGKONG

ARCHITECT :

lwk&partners
a r c h i t e c t s

MAIN CONTRACTOR :

Yee Fai 怡輝建築有限公司
Building Contractors Ltd.

STRUCTURAL ENGINEER :

ARUP

FAÇADE CONSULTANT:

ALPHA CONSULTING LIMITED
Steel Structure & Façade Specialist

NOTE :

1. ALL DIMENSIONS ARE IN mm.
2. ALL ELEVATIONS ARE VIEWED FROM OUTSIDE.
3. ALL DIMENSIONS TO BE VERIFIED ON SITE BEFORE FABRICATION.

LEGEND :

- ⊗11— DETAIL MARK NO.
- ⊗001— REFER SHEET NO.
- 1. F.F.L. -- FINISHED FLOOR LEVEL
- 2. S.F.L. -- STRUCTURAL FLOOR LEVEL
- 3. Ⓡ -- REVERSED DETAIL

NO.	DATE	REVISION	BY

JOB NO. : J-856

PROJECT :
PROPOSED DEVELOPMENT ABOVE
LIGHT RAIL TIN WING STOP TSWTL
NO.23,AREA 33,TIN SHUI WAI, N.T.

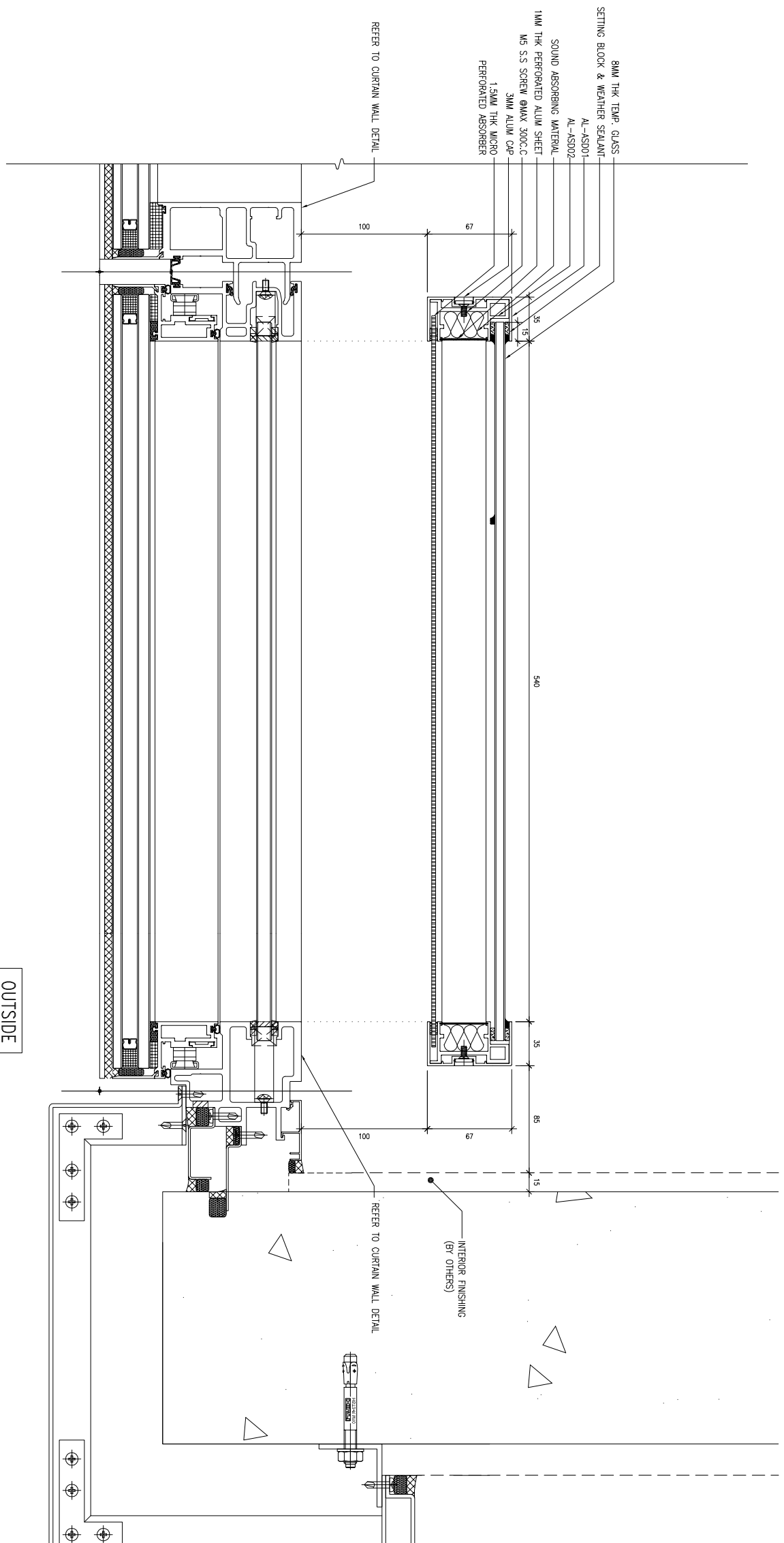
TITLE :
TYPICAL DETAIL
FOR CURTAIN WALL

DATE : 31-OCT-22 SCALE : 1:4

DRAWN BY : C.F. CHECKED BY :

MIDI 美特鋁質有限公司
ALUMINIUM FABRICATOR LTD.
Units 6-8, Sunray Industrial Centre, 1/F
610 Ona Kwo Ling Road, Kowloon
Tel:23489211-4 Fax:(852)27277666

DWG NO. : J856-SD-CW-8018 REV. : -



1 PLAN DETAIL
ACOUSTIC SCREEN

B.O. REF :

CLIENT :

SUN HUNG KAI
REAL ESTATE AGENCY LTD.

42/F SUN HUNG KAI CENTRE, WANGHAI, HONGKONG

ARCHITECT :

IWK&partners
a r c h i t e c t s

MAIN CONTRACTOR :

Yee Fai 怡輝建築有限公司
Building Contractors Ltd.

STRUCTURAL ENGINEER :

ARUP

FAÇADE CONSULTANT:

ALPHA CONSULTING LIMITED
Steel Structure & Façade Specialist

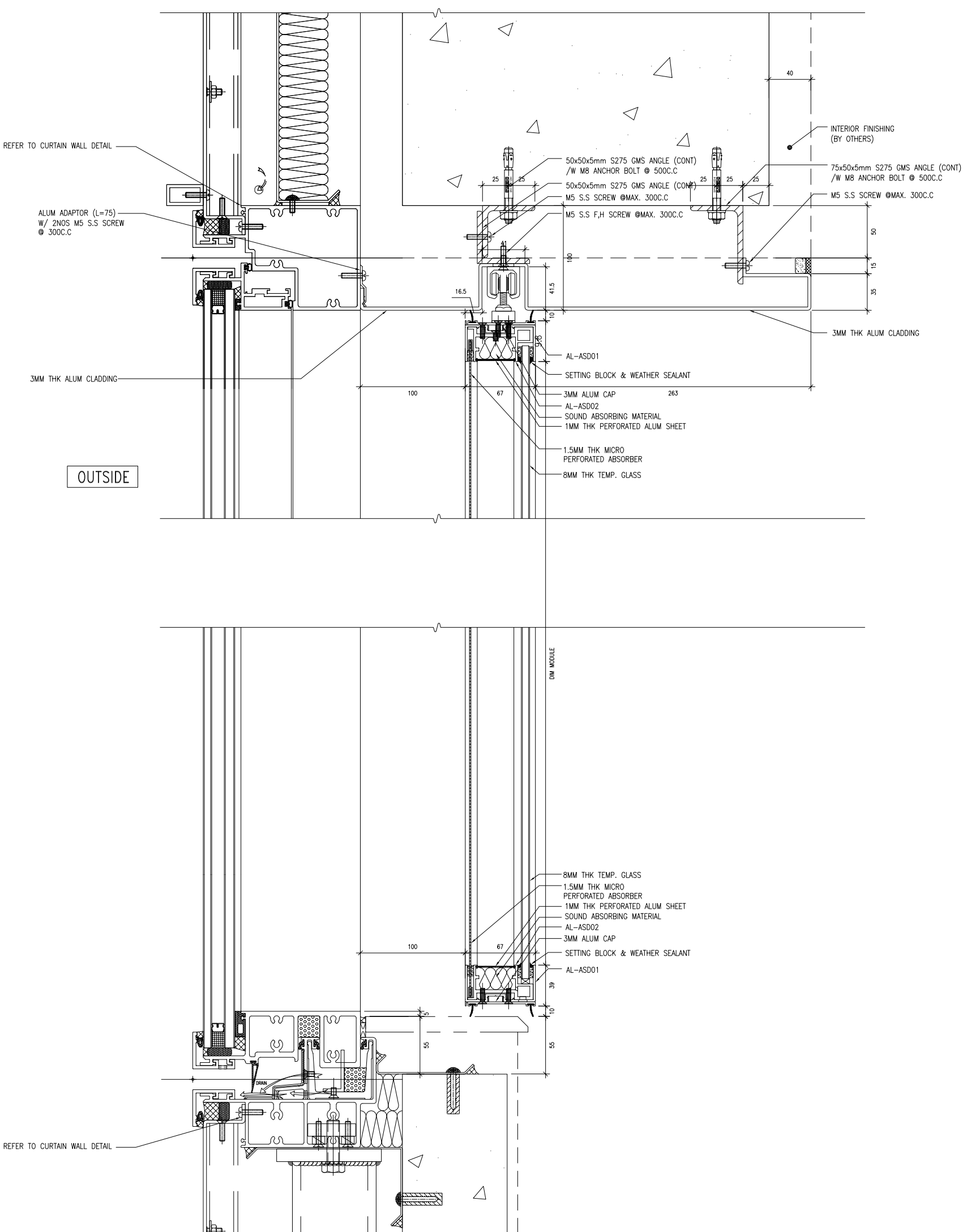
NOTE:

1. ALL DIMENSIONS ARE IN mm.
2. ALL ELEVATIONS ARE VIEWED FROM OUTSIDE.
3. ALL DIMENSIONS TO BE VERIFIED ON SITE BEFORE FABRICATION.

LEGEND:

- ① DETAIL MARK NO.
- ② REFER SHEET NO.
- 1. F.F.L. -- FINISHED FLOOR LEVEL
- 2. S.F.L. -- STRUCTURAL FLOOR LEVEL
- 3. (R) -- REVERSED DETAIL

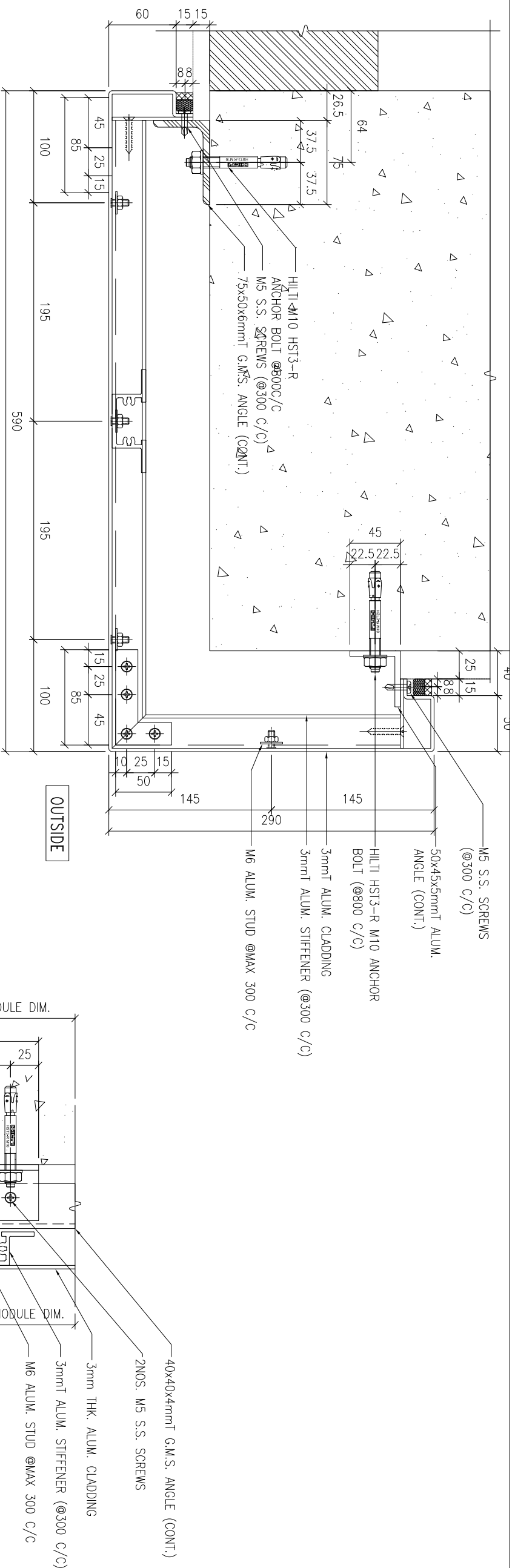
SECTION DETAIL
8019 ACOUSTIC SCREEN



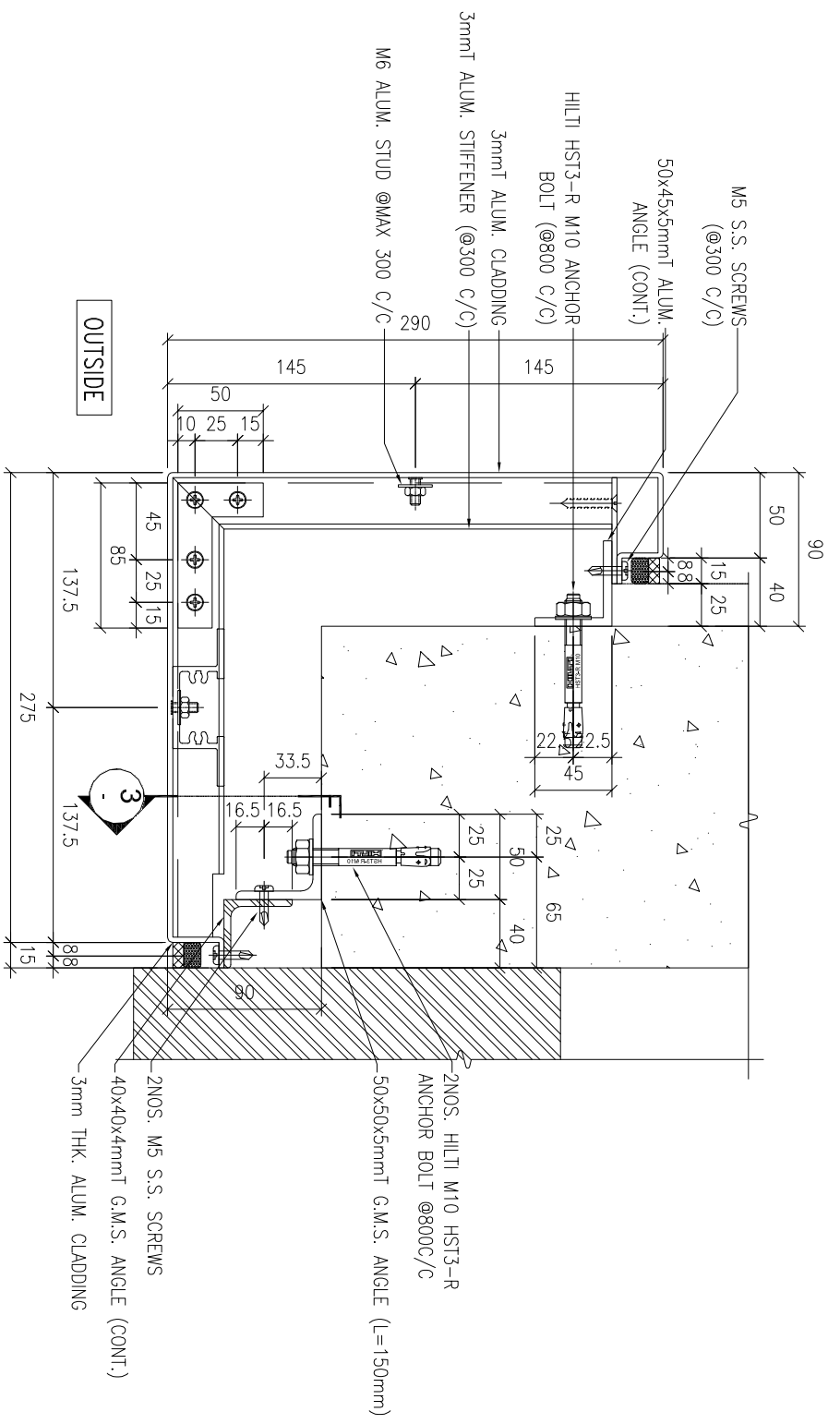
TITLE :
TYPICAL DETAIL
FOR CURTAIN WALL

DATE : 31-OCT-22 SCALE : 1:4
DRAWN BY : C.F. CHECKED BY :

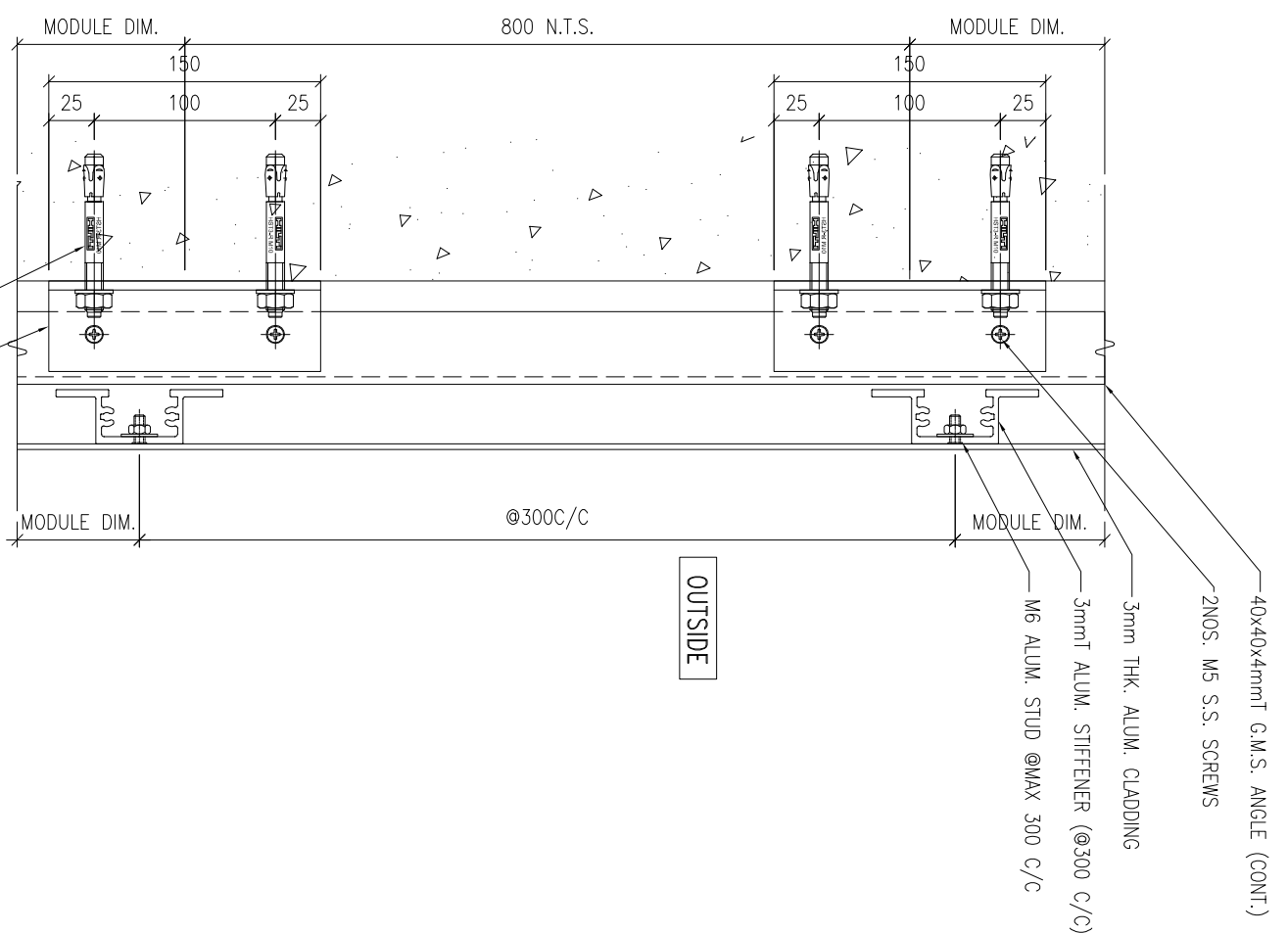
MIDI 美特鋁質有限公司
ALUMINIUM FABRICATOR LTD.
Units 6-8, Sunray Industrial Centre, 1/F
610 Ona Kwong Road, Kowloon
Tel: 23489211-4 Fax: (852) 27277866
DWG NO. : J856-SD-CW-8019 REV. : -



1 PLAN DETAIL
ALUM. CLADDING



2 PLAN DETAIL
ALUM. CLADDING



3 SECTION DETAIL
ALUM. CLADDING

B.O. REF : _____

CLIENT :
SUN HUNG KAI
REAL ESTATE AGENCY LTD.
42/F SUN HUNG KAI CENTRE, WANGCHAI, HONGKONG

ARCHITECT :
IWK&partners
A R C H I T E C T S

MAIN CONTRACTOR :
怡輝建築有限公司
Yee Fai Building Contractors Ltd.

STRUCTURAL ENGINEER :
ARUP
ALPHA CONSULTING LIMITED
Steel Structure & Facade Specialist

NOTE:
1. ALL DIMENSIONS ARE IN mm.
2. ALL ELEVATIONS ARE VIEWED FROM OUTSIDE.
3. ALL DIMENSIONS TO BE VERIFIED ON SITE BEFORE FABRICATION.

LEGEND:
X1 --- DETAIL MARK NO.
X001 --- REFER SHEET NO.
1. F.F.L. --- FINISHED FLOOR LEVEL
2. S.F.L. --- STRUCTURAL FLOOR LEVEL
3. /R --- REVERSED DETAIL

NO.	DATE	REVISION

JOB NO. : J-856
PROJECT : PROPOSED DEVELOPMENT ABOVE LIGHT RAIL TIN WING STOP TSWTL NO.23, AREA 33, TIN SHUI WAI, N.T.
TITLE : TYPICAL DETAIL FOR CURTAIN WALL

DATE : 31-OCT-22 SCALE : 1:4
DRAWN BY : C.F. CHECKED BY :
MIDI ALUMINUM FABRICATOR LTD.
Units 6-8, Sunray Industrial Centre, 1/F
610 Ono Kwong Road, Kowloon
Tel: 23489211-4 Fax: (852) 27277866
DWG NO. : J856-SD-CW-8020 REV. : -

B.O. REF :

CLIENT :
SUN HUNG KAI
REAL ESTATE AGENCY LTD.
42/F SUN HUNG KAI CENTRE, WINGHAI, HONGKONG

ARCHITECT :
IWK&partners
a r c h i t e c t s

MAIN CONTRACTOR :
怡輝建築有限公司
Yee Fai Building Contractors Ltd.

STRUCTURAL ENGINEER :

FACE CONSULTANT:
ARUP
ALPHA CONSULTING LIMITED
Steel Structure & Facade Specialist

NOTE :
1. ALL DIMENSIONS ARE IN mm.
2. ALL ELEVATIONS ARE VIEWED FROM OUTSIDE.
3. ALL DIMENSIONS TO BE VERIFIED ON SITE BEFORE FABRICATION.

LEGEND :

- (X1) DETAIL MARK NO.
- (X001) REFER SHEET NO.
- 1. F.F.L.--FINISHED FLOOR LEVEL
- 2. S.F.L.--STRUCTURAL FLOOR LEVEL
- 3. (R)--REVERSED DETAIL

NO.	DATE	REVISION	BY

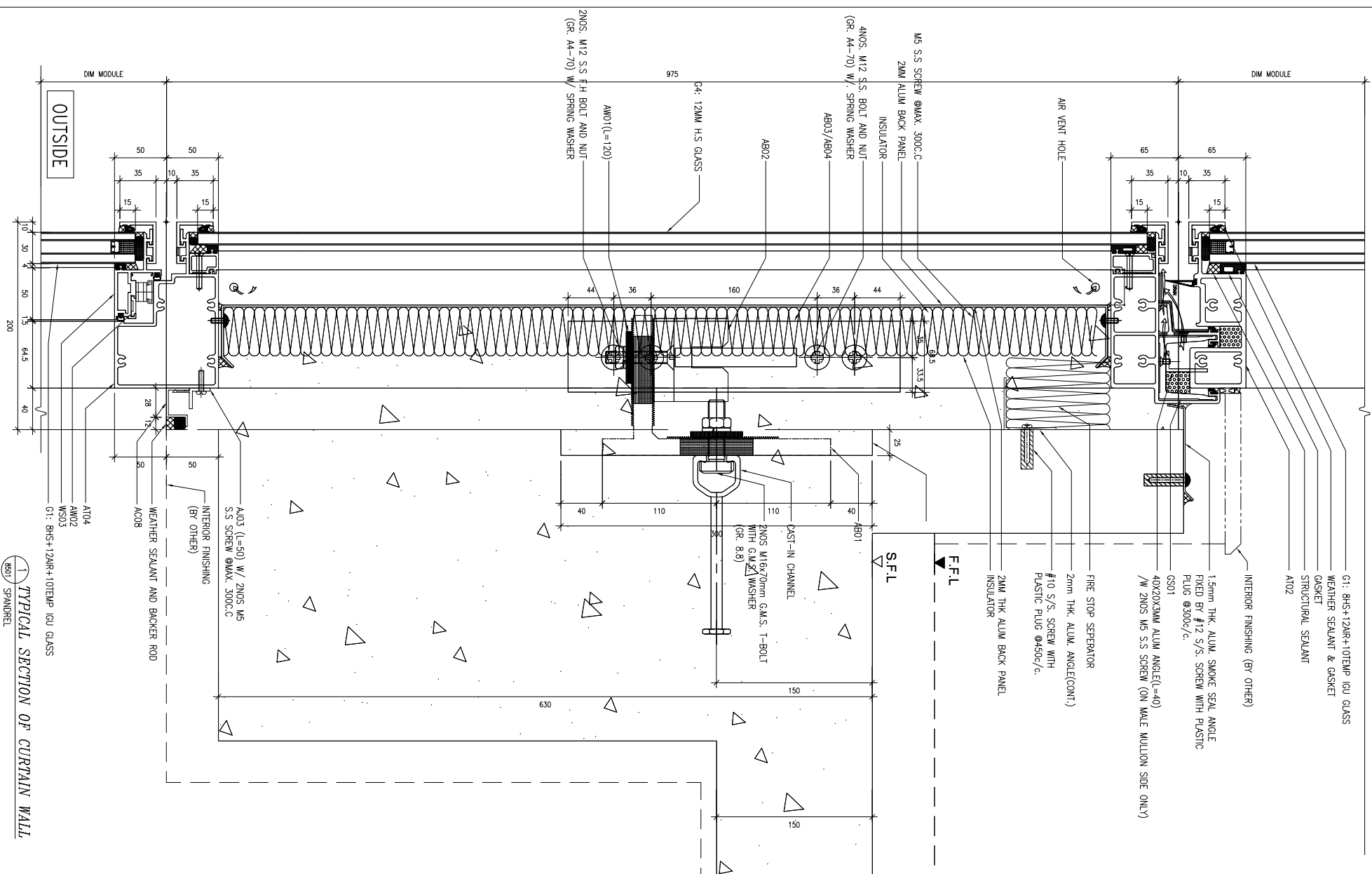
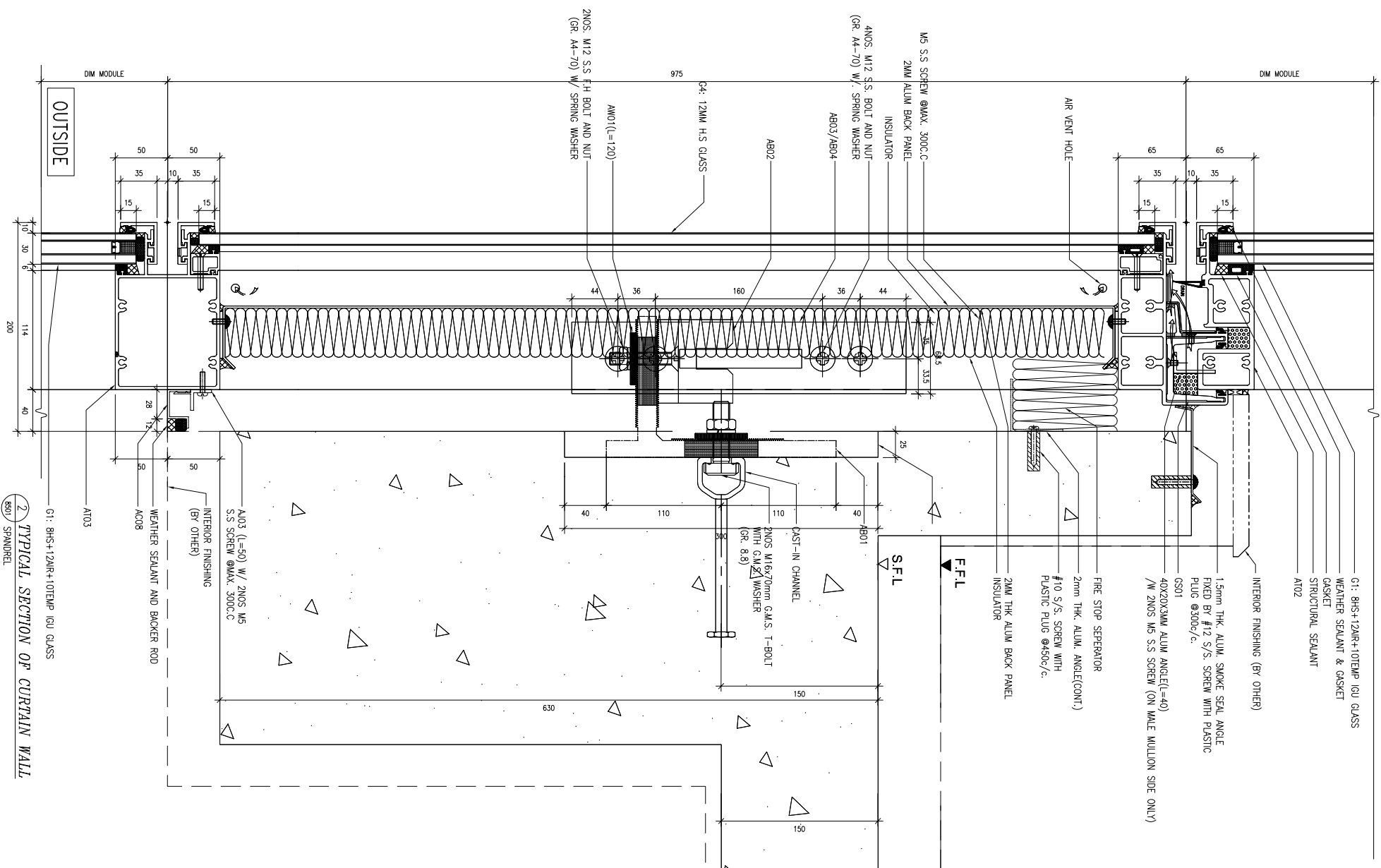
JOB NO. : J-8556

PROJECT :
PROPOSED DEVELOPMENT ABOVE
LIGHT RAIL TIN WING STOP-TSWTL
NO.23,AREA 33,TIN SHUI WAI, N.T.

TITLE :
TYPICAL DETAIL
FOR CURTAIN WALL

DATE : 31-OCT-22 SCALE : 1:5
DRAWN BY : C.F. CHECKED BY :

美特鋁業有限公司
MIDI ALUMINIUM FABRICATOR LTD.
Units 6-8, Sunray Industrial Centre, 1/F
610 Ona Kwong Road, Kwailoon
Tel:23489211-4 Fax:(852)2727866
DWG NO. : J856-SD-CW-8501 REV. : -



1 TYPICAL SECTION OF CURTAIN WALL
850 SPANBREL

2 TYPICAL SECTION OF CURTAIN WALL
850 SPANBREL

B.O. REF :

CLIENT :

SUN HUNG KAI
REAL ESTATE AGENCY LTD.
42/F SUN HUNG KAI CENTRE, WINGLOH, HONGKONG

ARCHITECT :

Iw&partners
A R C H I T E C T S

MAIN CONTRACTOR :

怡輝建築有限公司
Yee Fai Building Contractors Ltd.

STRUCTURAL ENGINEER :

ARUP

FAÇADE CONSULTANT:

ALPHA CONSULTING LIMITED
Steel Structure & Façade Specialist

NOTE :

1. ALL DIMENSIONS ARE IN mm.
2. ALL ELEVATIONS ARE VIEWED FROM OUTSIDE.
3. ALL DIMENSIONS TO BE VERIFIED ON SITE BEFORE FABRICATION.

LEGEND :

- (X1) DETAIL MARK NO.
- (X001) REFER SHEET NO.
- 1. F.F.L.--FINISHED FLOOR LEVEL
- 2. S.F.L.--STRUCTURAL FLOOR LEVEL
- 3. (R) --REVERSED DETAIL

NO.	DATE	REVISION

JOB NO. : J-856

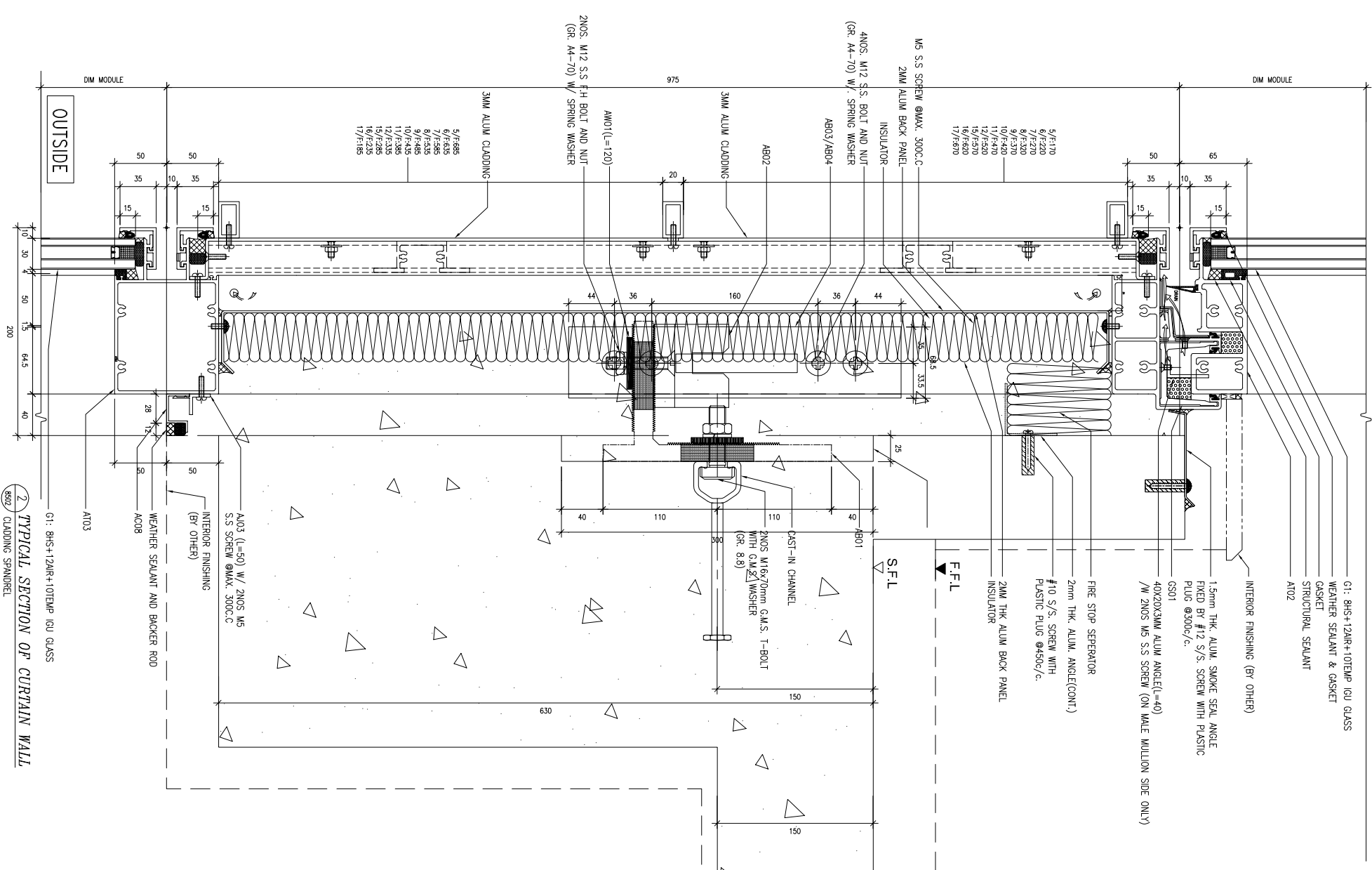
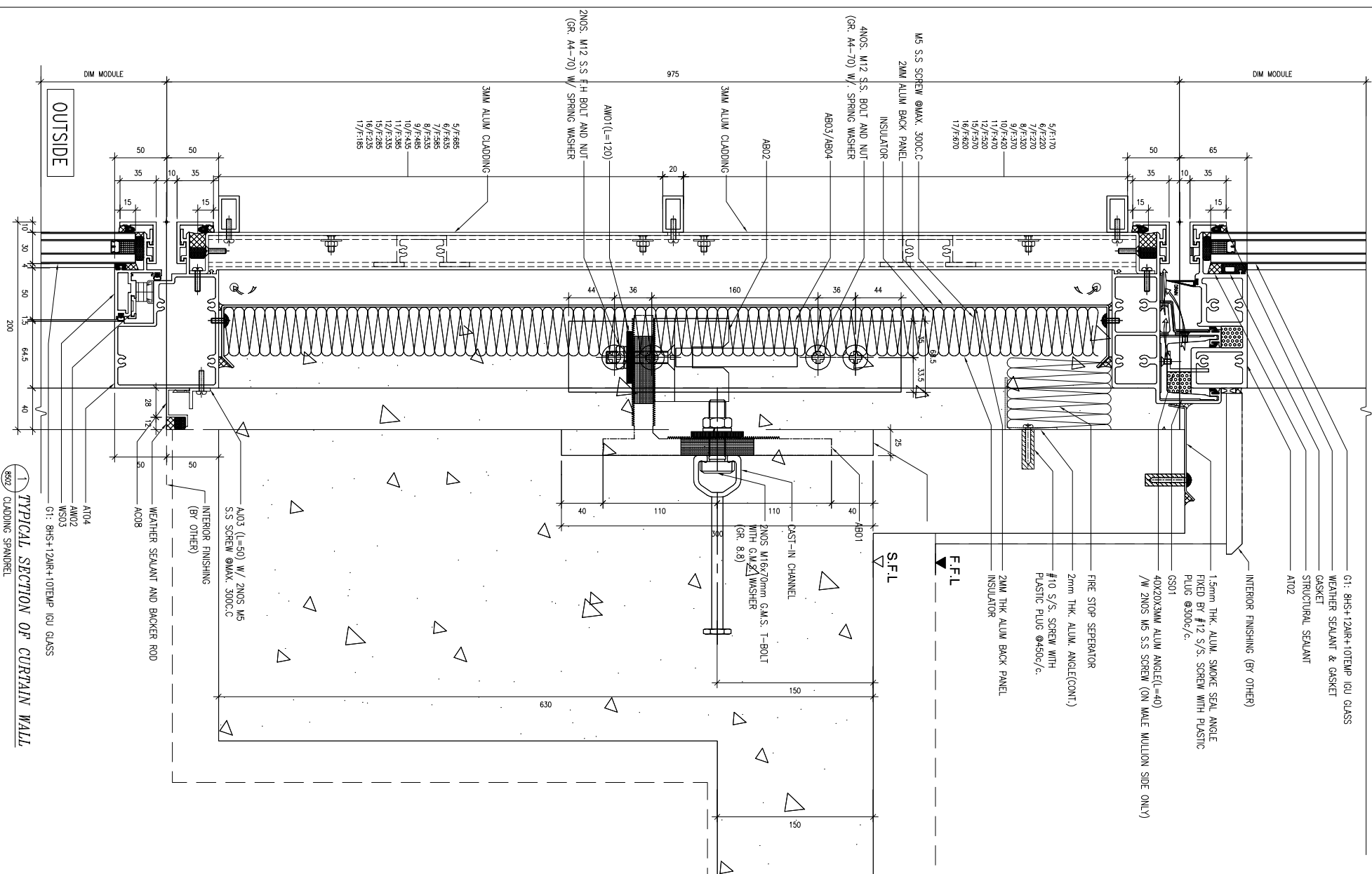
PROJECT :
PROPOSED DEVELOPMENT ABOVE
LIGHT RAIL TIN WING STOP-TSWTL
NO.23,AREA 33,TIN SHUI WAI, N.T.

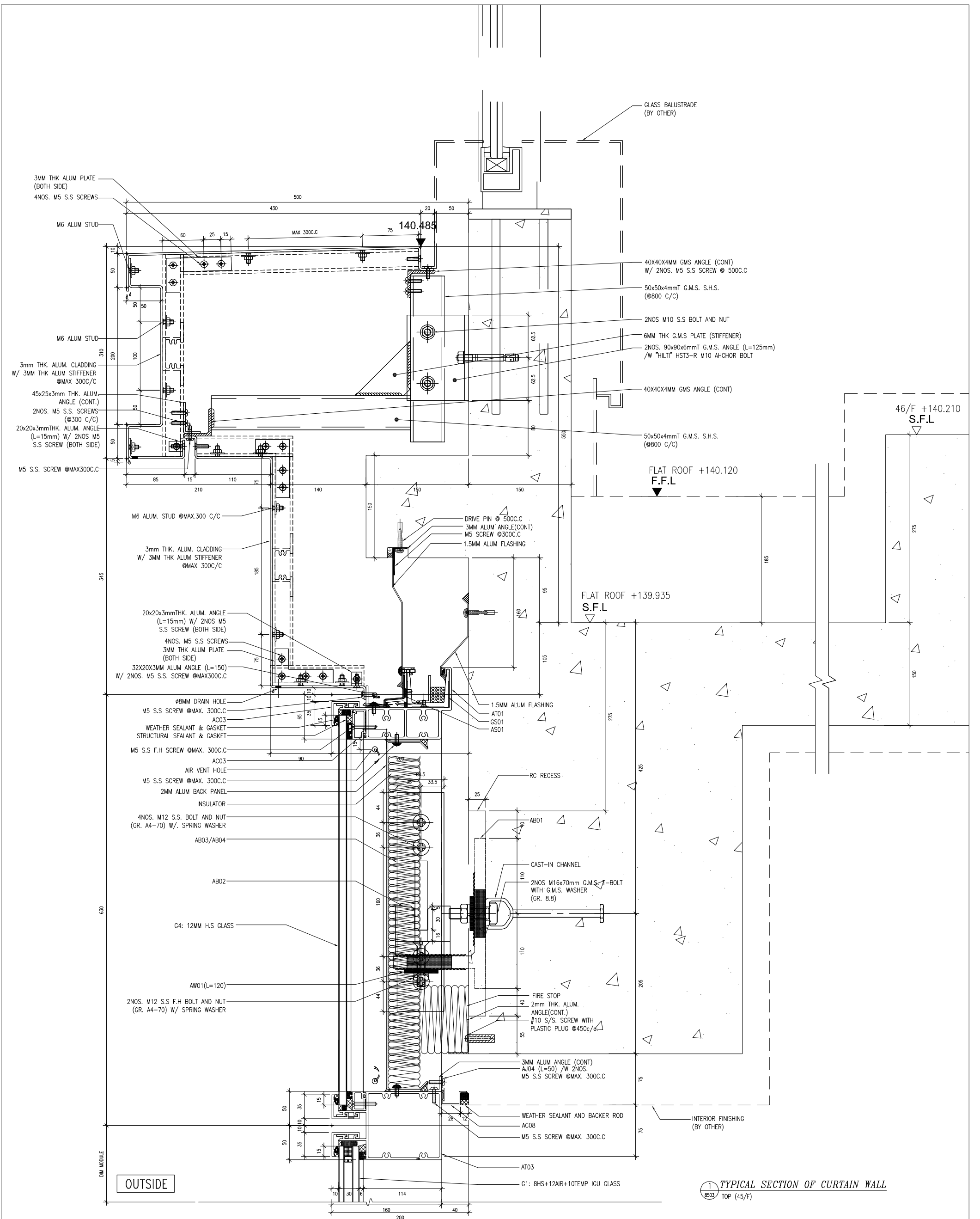
TITLE :
TYPICAL DETAIL
FOR CURTAIN WALL

DATE : 31-OCT-22 SCALE : 1:5

DRAWN BY : C.F CHECKED BY :

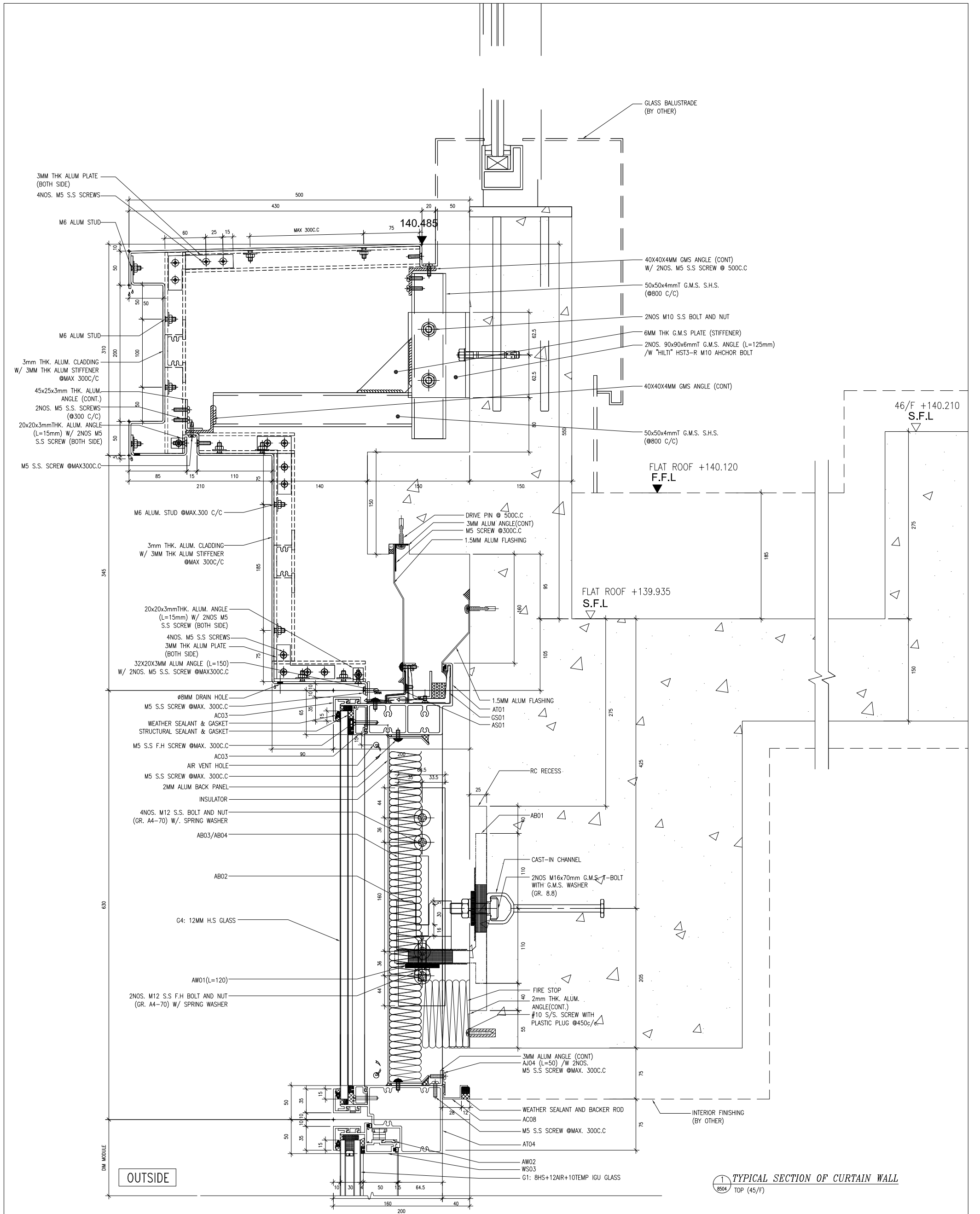
美特鋁質有限公司
MIDI ALUMINIUM FABRICATOR LTD.
Units 6-8, Sunray Industrial Centre, 1/F
610 Ona Kwong Road, Kowloon
Tel:23489211-4 Fax:(852)2727866
DWG NO. : J856-SD-CW-8502 REV. : -





1 TYPICAL SECTION OF CURTAIN WALL
8503 TOP (45/F)

B.O. REF :	
CLIENT :	SUN HUNG KAI REAL ESTATE AGENCY LTD. 42/F SUN HUNG KAI CENTRE, WANGCHAI, HONGKONG
ARCHITECT :	lw&partners A R C H I T E C T S
MAIN CONTRACTOR :	Yee Fai Building Contractors Ltd.
STRUCTURAL ENGINEER :	ARUP
FAÇADE CONSULTANT :	ALPHA CONSULTING LIMITED Steel Structure & Façade Specialist
NOTE :	1. ALL DIMENSIONS ARE IN mm. 2. ALL ELEVATIONS ARE VIEWED FROM OUTSIDE. 3. ALL DIMENSIONS TO BE VERIFIED ON SITE BEFORE FABRICATION.
LEGEND :	<ul style="list-style-type: none"> (X1) DETAIL MARK NO. (X001) REFER SHEET NO. 1. F.F.L. -- FINISHED FLOOR LEVEL 2. S.F.L. -- STRUCTURAL FLOOR LEVEL 3. (R) -- REVERSED DETAIL
JOB NO. :	J-856
PROJECT :	PROPOSED DEVELOPMENT ABOVE LIGHT RAIL TIN WING STOP-TSWTL NO.23, AREA 33, TIN SHUI WAI, N.T.
TITLE :	TYPICAL DETAIL FOR CURTAIN WALL
DATE :	31-OCT-22
SCALE :	1:5
DRAWN BY :	C.F.
CHECKED BY :	
UNITS :	Units 6-8, Sunway Industrial Centre, 1/F 610 Ona Kwong Road, Kowloon Tel: 23489211-4 Fax: (852) 27277866
COMPANY :	MIDI ALUMINIUM FABRICATOR LTD.
REV. :	



1
8504

TYPICAL SECTION OF CURTAIN WALL
TOP (45/F)

<p>B.O. REF. :</p>		<p>CLIENT :</p> <p>SUN HUNG KAI REAL ESTATE AGENCY LTD. 42/F, SUN HUNG KAI CENTRE, WANGCHAI, HONGKONG</p>		<p>ARCHITECT :</p> <p>IWK&partners A R C H I T E C T S</p>		<p>MAIN CONTRACTOR :</p> <p>Yee Fai Building Contractors Ltd.</p>		<p>STRUCTURAL ENGINEER :</p> <p>ARUP ALPHA CONSULTING LIMITED Steel Structure & Facade Specialist</p>		<p>FACE CONSULTANT :</p> <p>ARUP</p>		<p>NOTE :</p> <ol style="list-style-type: none"> 1. ALL DIMENSIONS ARE IN mm. 2. ALL ELEVATIONS ARE VIEWED FROM OUTSIDE. 3. ALL DIMENSIONS TO BE VERIFIED ON SITE BEFORE FABRICATION. 																																																																																																										
<p>DATE : 31-OCT-22</p> <p>SCALE : 1:5</p>		<p>DATE : 31-OCT-22</p> <p>SCALE : 1:5</p>		<p>DATE : 31-OCT-22</p> <p>SCALE : 1:5</p>		<p>DATE : 31-OCT-22</p> <p>SCALE : 1:5</p>		<p>DATE : 31-OCT-22</p> <p>SCALE : 1:5</p>		<p>DATE : 31-OCT-22</p> <p>SCALE : 1:5</p>		<p>DATE : 31-OCT-22</p> <p>SCALE : 1:5</p>																																																																																																										
<p>PROJECT :</p> <p>PROPOSED DEVELOPMENT ABOVE LIGHT RAIL TIN WING STOP TSWTL NO.23, AREA 33, TIN SHUI WAI, N.T.</p>		<p>PROJECT :</p> <p>PROPOSED DEVELOPMENT ABOVE LIGHT RAIL TIN WING STOP TSWTL NO.23, AREA 33, TIN SHUI WAI, N.T.</p>		<p>PROJECT :</p> <p>PROPOSED DEVELOPMENT ABOVE LIGHT RAIL TIN WING STOP TSWTL NO.23, AREA 33, TIN SHUI WAI, N.T.</p>		<p>PROJECT :</p> <p>PROPOSED DEVELOPMENT ABOVE LIGHT RAIL TIN WING STOP TSWTL NO.23, AREA 33, TIN SHUI WAI, N.T.</p>		<p>PROJECT :</p> <p>PROPOSED DEVELOPMENT ABOVE LIGHT RAIL TIN WING STOP TSWTL NO.23, AREA 33, TIN SHUI WAI, N.T.</p>		<p>PROJECT :</p> <p>PROPOSED DEVELOPMENT ABOVE LIGHT RAIL TIN WING STOP TSWTL NO.23, AREA 33, TIN SHUI WAI, N.T.</p>		<p>PROJECT :</p> <p>PROPOSED DEVELOPMENT ABOVE LIGHT RAIL TIN WING STOP TSWTL NO.23, AREA 33, TIN SHUI WAI, N.T.</p>		<p>PROJECT :</p> <p>PROPOSED DEVELOPMENT ABOVE LIGHT RAIL TIN WING STOP TSWTL NO.23, AREA 33, TIN SHUI WAI, N.T.</p>																																																																																																								
<p>TITLE :</p> <p>TYPICAL DETAIL FOR CURTAIN WALL</p>		<p>TITLE :</p> <p>TYPICAL DETAIL FOR CURTAIN WALL</p>		<p>TITLE :</p> <p>TYPICAL DETAIL FOR CURTAIN WALL</p>		<p>TITLE :</p> <p>TYPICAL DETAIL FOR CURTAIN WALL</p>		<p>TITLE :</p> <p>TYPICAL DETAIL FOR CURTAIN WALL</p>		<p>TITLE :</p> <p>TYPICAL DETAIL FOR CURTAIN WALL</p>		<p>TITLE :</p> <p>TYPICAL DETAIL FOR CURTAIN WALL</p>																																																																																																										
<p>JOB NO. : J-856</p>		<p>JOB NO. : J-856</p>		<p>JOB NO. : J-856</p>		<p>JOB NO. : J-856</p>		<p>JOB NO. : J-856</p>		<p>JOB NO. : J-856</p>		<p>JOB NO. : J-856</p>																																																																																																										
<p>DATE : 31-OCT-22</p>		<p>DATE : 31-OCT-22</p>		<p>DATE : 31-OCT-22</p>		<p>DATE : 31-OCT-22</p>		<p>DATE : 31-OCT-22</p>		<p>DATE : 31-OCT-22</p>		<p>DATE : 31-OCT-22</p>																																																																																																										
<p>SCALE : 1:5</p>		<p>SCALE : 1:5</p>		<p>SCALE : 1:5</p>		<p>SCALE : 1:5</p>		<p>SCALE : 1:5</p>		<p>SCALE : 1:5</p>		<p>SCALE : 1:5</p>																																																																																																										
<p>REVISIONS</p> <table border="1"> <tr> <th>NO.</th> <th>DATE</th> <th>REVISION</th> </tr> <tr> <td> </td> <td> </td> <td> </td> </tr> <tr> <td> </td> <td> </td> <td> </td> </tr> <tr> <td> </td> <td> </td> <td> </td> </tr> </table>		NO.	DATE	REVISION										<p>REVISIONS</p> <table border="1"> <tr> <th>NO.</th> <th>DATE</th> <th>REVISION</th> </tr> <tr> <td> </td> <td> </td> <td> </td> </tr> <tr> <td> </td> <td> </td> <td> </td> </tr> <tr> <td> </td> <td> </td> <td> </td> </tr> <tr> <td> </td> <td> </td> <td> </td> </tr> </table>		NO.	DATE	REVISION													<p>REVISIONS</p> <table border="1"> <tr> <th>NO.</th> <th>DATE</th> <th>REVISION</th> </tr> <tr> <td> </td> <td> </td> <td> </td> </tr> <tr> <td> </td> <td> </td> <td> </td> </tr> <tr> <td> </td> <td> </td> <td> </td> </tr> <tr> <td> </td> <td> </td> <td> </td> </tr> </table>		NO.	DATE	REVISION													<p>REVISIONS</p> <table border="1"> <tr> <th>NO.</th> <th>DATE</th> <th>REVISION</th> </tr> <tr> <td> </td> <td> </td> <td> </td> </tr> <tr> <td> </td> <td> </td> <td> </td> </tr> <tr> <td> </td> <td> </td> <td> </td> </tr> <tr> <td> </td> <td> </td> <td> </td> </tr> </table>		NO.	DATE	REVISION													<p>REVISIONS</p> <table border="1"> <tr> <th>NO.</th> <th>DATE</th> <th>REVISION</th> </tr> <tr> <td> </td> <td> </td> <td> </td> </tr> <tr> <td> </td> <td> </td> <td> </td> </tr> <tr> <td> </td> <td> </td> <td> </td> </tr> <tr> <td> </td> <td> </td> <td> </td> </tr> </table>		NO.	DATE	REVISION													<p>REVISIONS</p> <table border="1"> <tr> <th>NO.</th> <th>DATE</th> <th>REVISION</th> </tr> <tr> <td> </td> <td> </td> <td> </td> </tr> <tr> <td> </td> <td> </td> <td> </td> </tr> <tr> <td> </td> <td> </td> <td> </td> </tr> <tr> <td> </td> <td> </td> <td> </td> </tr> </table>		NO.	DATE	REVISION													<p>REVISIONS</p> <table border="1"> <tr> <th>NO.</th> <th>DATE</th> <th>REVISION</th> </tr> <tr> <td> </td> <td> </td> <td> </td> </tr> <tr> <td> </td> <td> </td> <td> </td> </tr> <tr> <td> </td> <td> </td> <td> </td> </tr> <tr> <td> </td> <td> </td> <td> </td> </tr> </table>		NO.	DATE	REVISION															
NO.	DATE	REVISION																																																																																																																				
NO.	DATE	REVISION																																																																																																																				
NO.	DATE	REVISION																																																																																																																				
NO.	DATE	REVISION																																																																																																																				
NO.	DATE	REVISION																																																																																																																				
NO.	DATE	REVISION																																																																																																																				
NO.	DATE	REVISION																																																																																																																				
<p>LEGEND :</p> <p>(X1) -- DETAIL MARK NO.</p> <p>(X001) -- REFER SHEET NO.</p> <p>1. F.F.L. -- FINISHED FLOOR LEVEL</p> <p>2. S.F.L. -- STRUCTURAL FLOOR LEVEL</p> <p>3. (R) -- REVERSED DETAIL</p>		<p>LEGEND :</p> <p>(X1) -- DETAIL MARK NO.</p> <p>(X001) -- REFER SHEET NO.</p> <p>1. F.F.L. -- FINISHED FLOOR LEVEL</p> <p>2. S.F.L. -- STRUCTURAL FLOOR LEVEL</p> <p>3. (R) -- REVERSED DETAIL</p>		<p>LEGEND :</p> <p>(X1) -- DETAIL MARK NO.</p> <p>(X001) -- REFER SHEET NO.</p> <p>1. F.F.L. -- FINISHED FLOOR LEVEL</p> <p>2. S.F.L. -- STRUCTURAL FLOOR LEVEL</p> <p>3. (R) -- REVERSED DETAIL</p>		<p>LEGEND :</p> <p>(X1) -- DETAIL MARK NO.</p> <p>(X001) -- REFER SHEET NO.</p> <p>1. F.F.L. -- FINISHED FLOOR LEVEL</p> <p>2. S.F.L. -- STRUCTURAL FLOOR LEVEL</p> <p>3. (R) -- REVERSED DETAIL</p>		<p>LEGEND :</p> <p>(X1) -- DETAIL MARK NO.</p> <p>(X001) -- REFER SHEET NO.</p> <p>1. F.F.L. -- FINISHED FLOOR LEVEL</p> <p>2. S.F.L. -- STRUCTURAL FLOOR LEVEL</p> <p>3. (R) -- REVERSED DETAIL</p>		<p>LEGEND :</p> <p>(X1) -- DETAIL MARK NO.</p> <p>(X001) -- REFER SHEET NO.</p> <p>1. F.F.L. -- FINISHED FLOOR LEVEL</p> <p>2. S.F.L. -- STRUCTURAL FLOOR LEVEL</p> <p>3. (R) -- REVERSED DETAIL</p>		<p>LEGEND :</p> <p>(X1) -- DETAIL MARK NO.</p> <p>(X001) -- REFER SHEET NO.</p> <p>1. F.F.L. -- FINISHED FLOOR LEVEL</p> <p>2. S.F.L. -- STRUCTURAL FLOOR LEVEL</p> <p>3. (R) -- REVERSED DETAIL</p>		<p>LEGEND :</p> <p>(X1) -- DETAIL MARK NO.</p> <p>(X001) -- REFER SHEET NO.</p> <p>1. F.F.L. -- FINISHED FLOOR LEVEL</p> <p>2. S.F.L. -- STRUCTURAL FLOOR LEVEL</p> <p>3. (R) -- REVERSED DETAIL</p>																																																																																																								
<p>UNITED STATES OF AMERICA</p>		<p>UNITED STATES OF AMERICA</p>		<p>UNITED STATES OF AMERICA</p>		<p>UNITED STATES OF AMERICA</p>		<p>UNITED STATES OF AMERICA</p>		<p>UNITED STATES OF AMERICA</p>		<p>UNITED STATES OF AMERICA</p>																																																																																																										
<p>DATE : 31-OCT-22</p>		<p>DATE : 31-OCT-22</p>		<p>DATE : 31-OCT-22</p>		<p>DATE : 31-OCT-22</p>		<p>DATE : 31-OCT-22</p>		<p>DATE : 31-OCT-22</p>		<p>DATE : 31-OCT-22</p>																																																																																																										
<p>SCALE : 1:5</p>		<p>SCALE : 1:5</p>		<p>SCALE : 1:5</p>		<p>SCALE : 1:5</p>		<p>SCALE : 1:5</p>		<p>SCALE : 1:5</p>		<p>SCALE : 1:5</p>																																																																																																										
<p>REVISIONS</p> <table border="1"> <tr> <th>NO.</th> <th>DATE</th> <th>REVISION</th> </tr> <tr> <td> </td> <td> </td> <td> </td> </tr> <tr> <td> </td> <td> </td> <td> </td> </tr> <tr> <td> </td> <td> </td> <td> </td> </tr> <tr> <td> </td> <td> </td> <td> </td> </tr> </table>		NO.	DATE	REVISION													<p>REVISIONS</p> <table border="1"> <tr> <th>NO.</th> <th>DATE</th> <th>REVISION</th> </tr> <tr> <td> </td> <td> </td> <td> </td> </tr> <tr> <td> </td> <td> </td> <td> </td> </tr> <tr> <td> </td> <td> </td> <td> </td> </tr> <tr> <td> </td> <td> </td> <td> </td> </tr> </table>		NO.	DATE	REVISION													<p>REVISIONS</p> <table border="1"> <tr> <th>NO.</th> <th>DATE</th> <th>REVISION</th> </tr> <tr> <td> </td> <td> </td> <td> </td> </tr> <tr> <td> </td> <td> </td> <td> </td> </tr> <tr> <td> </td> <td> </td> <td> </td> </tr> <tr> <td> </td> <td> </td> <td> </td> </tr> </table>		NO.	DATE	REVISION													<p>REVISIONS</p> <table border="1"> <tr> <th>NO.</th> <th>DATE</th> <th>REVISION</th> </tr> <tr> <td> </td> <td> </td> <td> </td> </tr> <tr> <td> </td> <td> </td> <td> </td> </tr> <tr> <td> </td> <td> </td> <td> </td> </tr> <tr> <td> </td> <td> </td> <td> </td> </tr> </table>		NO.	DATE	REVISION													<p>REVISIONS</p> <table border="1"> <tr> <th>NO.</th> <th>DATE</th> <th>REVISION</th> </tr> <tr> <td> </td> <td> </td> <td> </td> </tr> <tr> <td> </td> <td> </td> <td> </td> </tr> <tr> <td> </td> <td> </td> <td> </td> </tr> <tr> <td> </td> <td> </td> <td> </td> </tr> </table>		NO.	DATE	REVISION													<p>REVISIONS</p> <table border="1"> <tr> <th>NO.</th> <th>DATE</th> <th>REVISION</th> </tr> <tr> <td> </td> <td> </td> <td> </td> </tr> <tr> <td> </td> <td> </td> <td> </td> </tr> <tr> <td> </td> <td> </td> <td> </td> </tr> <tr> <td> </td> <td> </td> <td> </td> </tr> </table>		NO.	DATE	REVISION													<p>REVISIONS</p> <table border="1"> <tr> <th>NO.</th> <th>DATE</th> <th>REVISION</th> </tr> <tr> <td> </td> <td> </td> <td> </td> </tr> <tr> <td> </td> <td> </td> <td> </td> </tr> <tr> <td> </td> <td> </td> <td> </td> </tr> <tr> <td> </td> <td> </td> <td> </td> </tr> </table>		NO.	DATE	REVISION												
NO.	DATE	REVISION																																																																																																																				
NO.	DATE	REVISION																																																																																																																				
NO.	DATE	REVISION																																																																																																																				
NO.	DATE	REVISION																																																																																																																				
NO.	DATE	REVISION																																																																																																																				
NO.	DATE	REVISION																																																																																																																				
NO.	DATE	REVISION																																																																																																																				
<p>UNITED STATES OF AMERICA</p>		<p>UNITED STATES OF AMERICA</p>		<p>UNITED STATES OF AMERICA</p>		<p>UNITED STATES OF AMERICA</p>		<p>UNITED STATES OF AMERICA</p>		<p>UNITED STATES OF AMERICA</p>		<p>UNITED STATES OF AMERICA</p>																																																																																																										
<p>DATE : 31-OCT-22</p>		<p>DATE : 31-OCT-22</p>		<p>DATE : 31-OCT-22</p>		<p>DATE : 31-OCT-22</p>		<p>DATE : 31-OCT-22</p>		<p>DATE : 31-OCT-22</p>		<p>DATE : 31-OCT-22</p>																																																																																																										
<p>SCALE : 1:5</p>		<p>SCALE : 1:5</p>		<p>SCALE : 1:5</p>		<p>SCALE : 1:5</p>		<p>SCALE : 1:5</p>		<p>SCALE : 1:5</p>		<p>SCALE : 1:5</p>																																																																																																										
<p>REVISIONS</p> <table border="1"> <tr> <th>NO.</th> <th>DATE</th> <th>REVISION</th> </tr> <tr> <td> </td> <td> </td> <td> </td> </tr> <tr> <td> </td> <td> </td> <td> </td> </tr> <tr> <td> </td> <td> </td> <td> </td> </tr> <tr> <td> </td> <td> </td> <td> </td> </tr> </table>		NO.	DATE	REVISION													<p>REVISIONS</p> <table border="1"> <tr> <th>NO.</th> <th>DATE</th> <th>REVISION</th> </tr> <tr> <td> </td> <td> </td> <td> </td> </tr> <tr> <td> </td> <td> </td> <td> </td> </tr> <tr> <td> </td> <td> </td> <td> </td> </tr> <tr> <td> </td> <td> </td> <td> </td> </tr> </table>		NO.	DATE	REVISION													<p>REVISIONS</p> <table border="1"> <tr> <th>NO.</th> <th>DATE</th> <th>REVISION</th> </tr> <tr> <td> </td> <td> </td> <td> </td> </tr> <tr> <td> </td> <td> </td> <td> </td> </tr> <tr> <td> </td> <td> </td> <td> </td> </tr> <tr> <td> </td> <td> </td> <td> </td> </tr> </table>		NO.	DATE	REVISION													<p>REVISIONS</p> <table border="1"> <tr> <th>NO.</th> <th>DATE</th> <th>REVISION</th> </tr> <tr> <td> </td> <td> </td> <td> </td> </tr> <tr> <td> </td> <td> </td> <td> </td> </tr> <tr> <td> </td> <td> </td> <td> </td> </tr> <tr> <td> </td> <td> </td> <td> </td> </tr> </table>		NO.	DATE	REVISION													<p>REVISIONS</p> <table border="1"> <tr> <th>NO.</th> <th>DATE</th> <th>REVISION</th> </tr> <tr> <td> </td> <td> </td> <td> </td> </tr> <tr> <td> </td> <td> </td> <td> </td> </tr> <tr> <td> </td> <td> </td> <td> </td> </tr> <tr> <td> </td> <td> </td> <td> </td> </tr> </table>		NO.	DATE	REVISION													<p>REVISIONS</p> <table border="1"> <tr> <th>NO.</th> <th>DATE</th> <th>REVISION</th> </tr> <tr> <td> </td> <td> </td> <td> </td> </tr> <tr> <td> </td> <td> </td> <td> </td> </tr> <tr> <td> </td> <td> </td> <td> </td> </tr> <tr> <td> </td> <td> </td> <td> </td> </tr> </table>		NO.	DATE	REVISION																													
NO.	DATE	REVISION																																																																																																																				
NO.	DATE	REVISION																																																																																																																				
NO.	DATE	REVISION																																																																																																																				
NO.	DATE	REVISION																																																																																																																				
NO.	DATE	REVISION																																																																																																																				
NO.	DATE	REVISION																																																																																																																				
<p>UNITED STATES OF AMERICA</p>		<p>UNITED STATES OF AMERICA</p>		<p>UNITED STATES OF AMERICA</p>		<p>UNITED STATES OF AMERICA</p>		<p>UNITED STATES OF AMERICA</p>		<p>UNITED STATES OF AMERICA</p>		<p>UNITED STATES OF AMERICA</p>																																																																																																										
<p>DATE : 31-OCT-22</p>		<p>DATE : 31-OCT-22</p>		<p>DATE : 31-OCT-22</p>		<p>DATE : 31-OCT-22</p>		<p>DATE : 31-OCT-22</p>		<p>DATE : 31-OCT-22</p>		<p>DATE : 31-OCT-22</p>																																																																																																										
<p>SCALE : 1:5</p>		<p>SCALE : 1:5</p>		<p>SCALE : 1:5</p>		<p>SCALE : 1:5</p>		<p>SCALE : 1:5</p>		<p>SCALE : 1:5</p>		<p>SCALE : 1:5</p>																																																																																																										
<p>REVISIONS</p> <table border="1"> <tr> <th>NO.</th> <th>DATE</th> <th>REVISION</th> </tr> <tr> <td> </td> <td> </td> <td> </td> </tr> <tr> <td> </td> <td> </td> <td> </td> </tr> <tr> <td> </td> <td> </td> <td> </td> </tr> <tr> <td> </td> <td> </td> <td> </td> </tr> </table>		NO.	DATE	REVISION													<p>REVISIONS</p> <table border="1"> <tr> <th>NO.</th> <th>DATE</th> <th>REVISION</th> </tr> <tr> <td> </td> <td> </td> <td> </td> </tr> <tr> <td> </td> <td> </td> <td> </td> </tr> <tr> <td> </td> <td> </td> <td> </td> </tr> <tr> <td> </td> <td> </td> <td> </td> </tr> </table>		NO.	DATE	REVISION													<p>REVISIONS</p> <table border="1"> <tr> <th>NO.</th> <th>DATE</th> <th>REVISION</th> </tr> <tr> <td> </td> <td> </td> <td> </td> </tr> <tr> <td> </td> <td> </td> <td> </td> </tr> <tr> <td> </td> <td> </td> <td> </td> </tr> <tr> <td> </td> <td> </td> <td> </td> </tr> </table>		NO.	DATE	REVISION													<p>REVISIONS</p> <table border="1"> <tr> <th>NO.</th> <th>DATE</th> <th>REVISION</th> </tr> <tr> <td> </td> <td> </td> <td> </td> </tr> <tr> <td> </td> <td> </td> <td> </td> </tr> <tr> <td> </td> <td> </td> <td> </td> </tr> <tr> <td> </td> <td> </td> <td> </td> </tr> </table>		NO.	DATE	REVISION													<p>REVISIONS</p> <table border="1"> <tr> <th>NO.</th> <th>DATE</th> <th>REVISION</th> </tr> <tr> <td> </td> <td> </td> <td> </td> </tr> <tr> <td> </td> <td> </td> <td> </td> </tr> <tr> <td> </td> <td> </td> <td> </td> </tr> <tr> <td> </td> <td> </td> <td> </td> </tr> </table>		NO.	DATE	REVISION																																														
NO.	DATE	REVISION																																																																																																																				
NO.	DATE	REVISION																																																																																																																				
NO.	DATE	REVISION																																																																																																																				
NO.	DATE	REVISION																																																																																																																				
NO.	DATE	REVISION																																																																																																																				

DATE : 31-OCT-22

SCALE : 1:5

REVISIONS

NO.	DATE	REVISION

PROJECT :

PROPOSED DEVELOPMENT ABOVE LIGHT RAIL TIN WING STOP TSWTL NO.23, AREA 33, TIN SHUI WAI, N.T.

JOB NO. : J-856

DATE : 31-OCT-22

SCALE : 1:5

REVISIONS

NO.	DATE	REVISION

LEGEND :

(X1) -- DETAIL MARK NO.

(X001) -- REFER SHEET NO.

1. F.F.L. -- FINISHED FLOOR LEVEL

2. S.F.L. -- STRUCTURAL FLOOR LEVEL

3. (R) -- REVERSED DETAIL

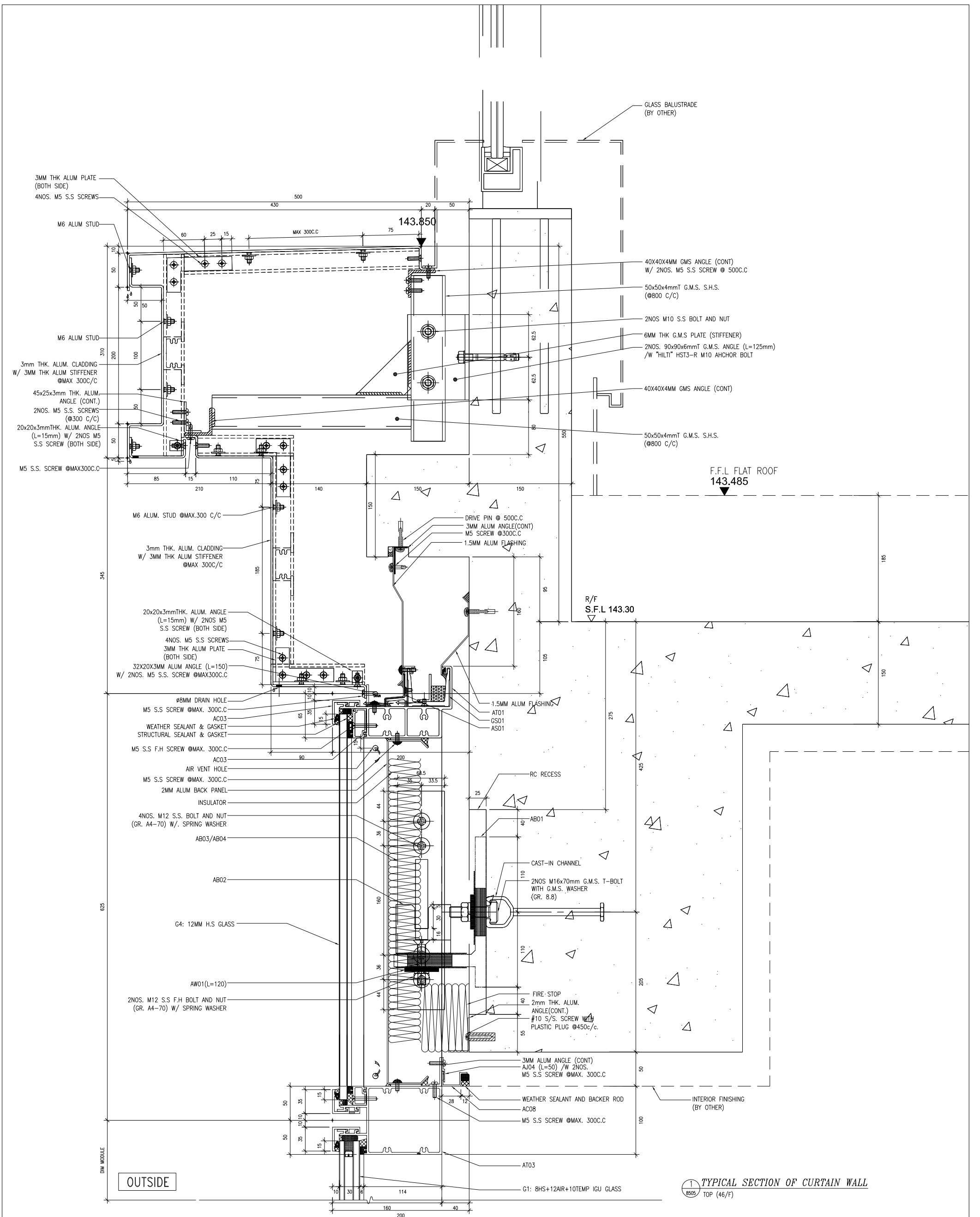
UNITED STATES OF AMERICA

DATE : 31-OCT-22

SCALE : 1:5

REVISIONS

NO.	DATE	REVISION



1
8505
TYPICAL SECTION OF CURTAIN WALL
TOP (46/F)

B.O. REF :

CLIENT :

SUN HUNG KAI
REAL ESTATE AGENCY LTD.
42/F SUN HUNG KAI CENTRE, WANGCHAI, HONGKONG

ARCHITECT :
IWK&partners
A R C H I T E C T S

MAIN CONTRACTOR :
Yee Fai 怡輝建築有限公司
Building Contractors Ltd.

STRUCTURAL ENGINEER :

ALPHA CONSULTING LIMITED
Steel Structure & Facade Specialist

FAÇADE CONSULTANT:

ARUP

- NOTE:
1. ALL DIMENSIONS ARE IN mm.
 2. ALL ELEVATIONS ARE VIEWED FROM OUTSIDE.
 3. ALL DIMENSIONS TO BE VERIFIED ON SITE BEFORE FABRICATION.

LEGEND:

- ⊗ -- DETAIL MARK NO.
- ⊙ -- REFER SHEET NO.
- 1. F.F.L. -- FINISHED FLOOR LEVEL
- 2. S.F.L. -- STRUCTURAL FLOOR LEVEL
- 3. ⤵ -- REVERSED DETAIL

NO.	DATE	REVISION	BY

JOB NO. : J-856

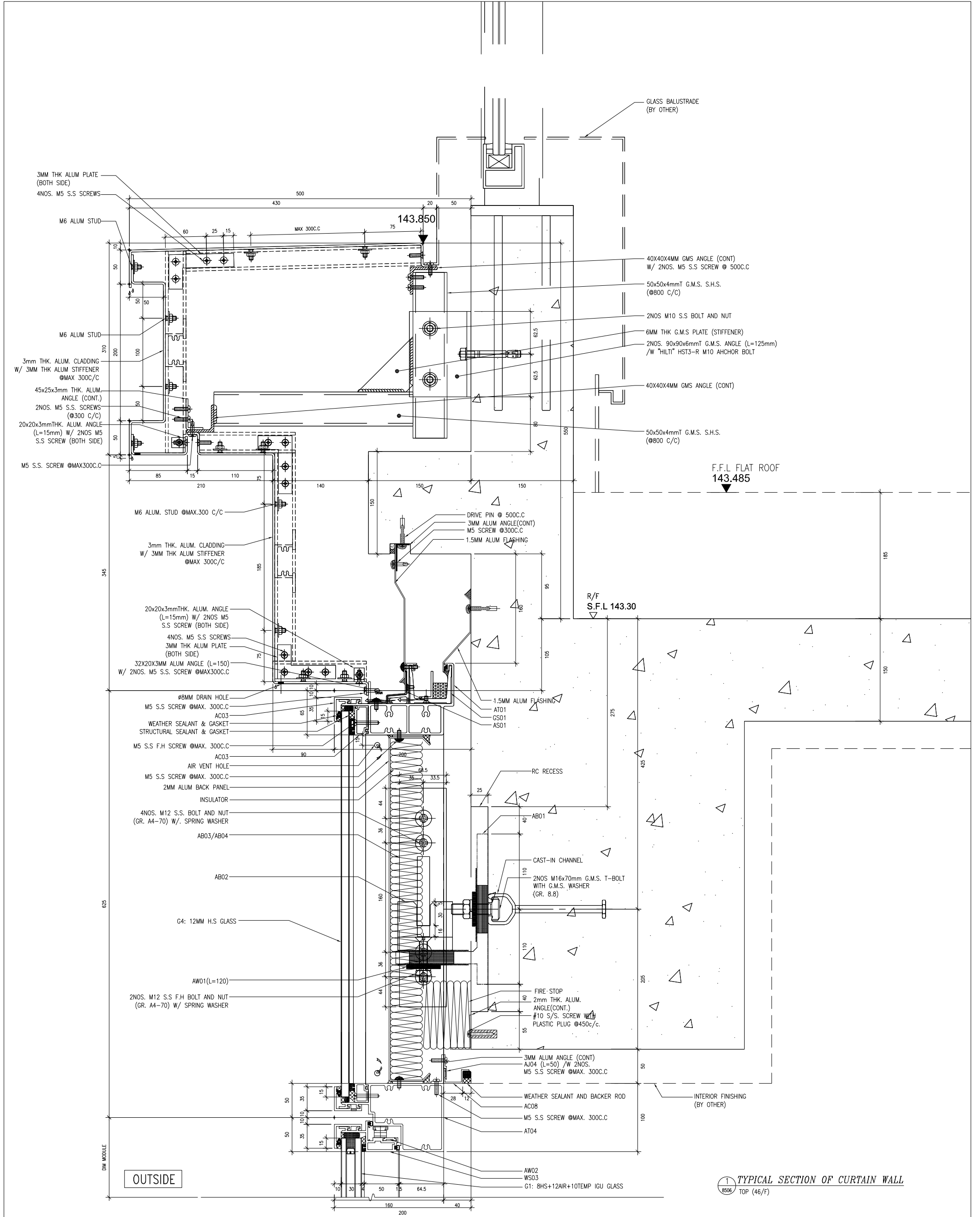
PROJECT : PROPOSED DEVELOPMENT ABOVE LIGHT RAIL TIN WING STOP TSWTL NO.23, AREA 33, TIN SHUI WAI, N.T.

TITLE : TYPICAL DETAIL FOR CURTAIN WALL

DATE : 31-OCT-22 SCALE : 1:5

DRAWN BY : C.F. CHECKED BY :

MIDI 美特鋁質有限公司
ALUMINIUM FABRICATOR LTD.
Units 6-8, Sunray Industrial Centre, 1/F
610 Cho Kwong Road, Kwailoon
Tel: 23489211-4 Fax: (852) 27277866
DWG NO. : J856-SD-CW-8505 REV. : -



1 TYPICAL SECTION OF CURTAIN WALL
8506 TOP (46/F)

B.O. REF : _____

CLIENT :
SUN HUNG KAI
REAL ESTATE AGENCY LTD.
 42/F SUN HUNG KAI CENTRE, WANGCHAI, HONGKONG

ARCHITECT :
IWK&partners
 a r c h i t e c t s

MAIN CONTRACTOR :
Yee Fai Building Contractors Ltd.

STRUCTURAL ENGINEER :
ARUP
 ALPHA CONSULTING LIMITED
 Steel Structure & Facade Specialist

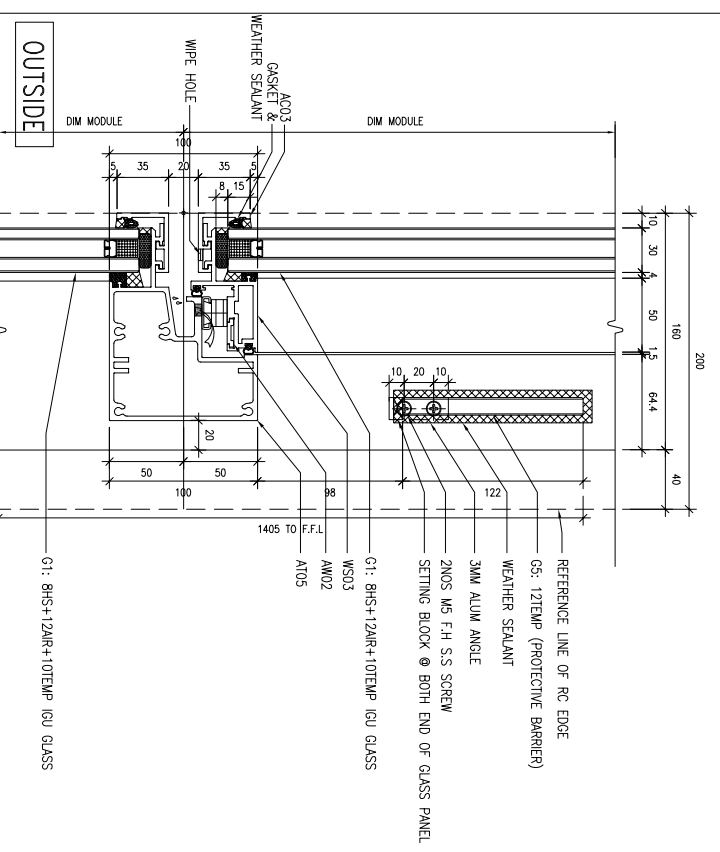
NOTE :
 1. ALL DIMENSIONS ARE IN mm.
 2. ALL ELEVATIONS ARE VIEWED FROM OUTSIDE.
 3. ALL DIMENSIONS TO BE VERIFIED ON SITE BEFORE FABRICATION.

LEGEND :
 (X1) DETAIL MARK NO.
 (X001) REFER SHEET NO.
 1. F.F.L. -- FINISHED FLOOR LEVEL
 2. S.F.L. -- STRUCTURAL FLOOR LEVEL
 3. (R) -- REVERSED DETAIL

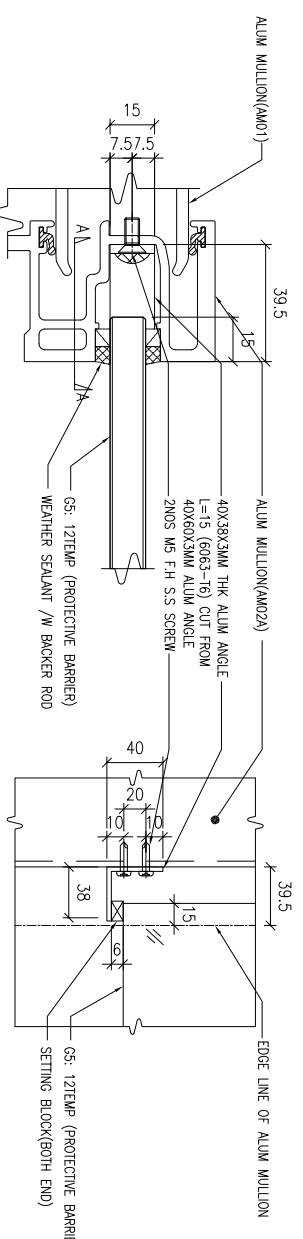
NO.	DATE	REVISION

JOB NO. : J-856
 PROJECT : PROPOSED DEVELOPMENT ABOVE LIGHT RAIL TIN WING STOP TSWTL NO.23, AREA 33, TIN SHUI WAI, N.T.
 TITLE : TYPICAL DETAIL FOR CURTAIN WALL

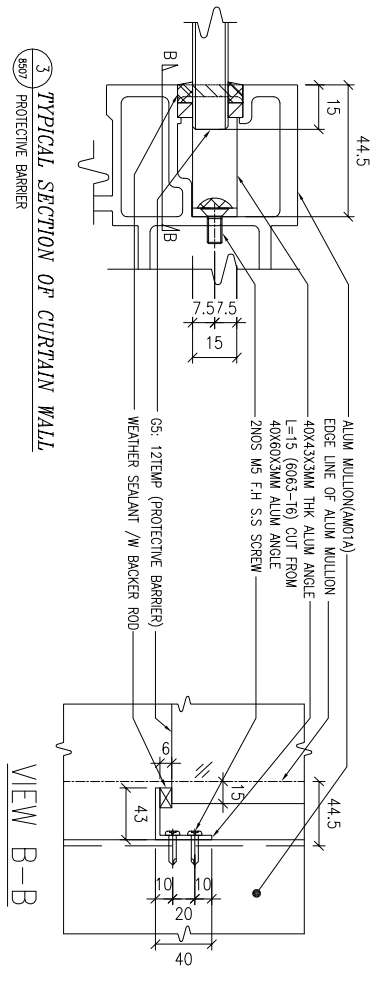
DATE : 31-OCT-22 SCALE : 1:5
 DRAWN BY : C.F. CHECKED BY :
MIDI ALUMINIUM FABRICATOR LTD.
 Units 6-8, Sunray Industrial Centre, 1/F
 610 Ona Kwong Road, Kowloon
 Tel: 23489211-4 Fax: (852) 27277666
 DWG NO. : J856-SD-CW-8506 REV. : -



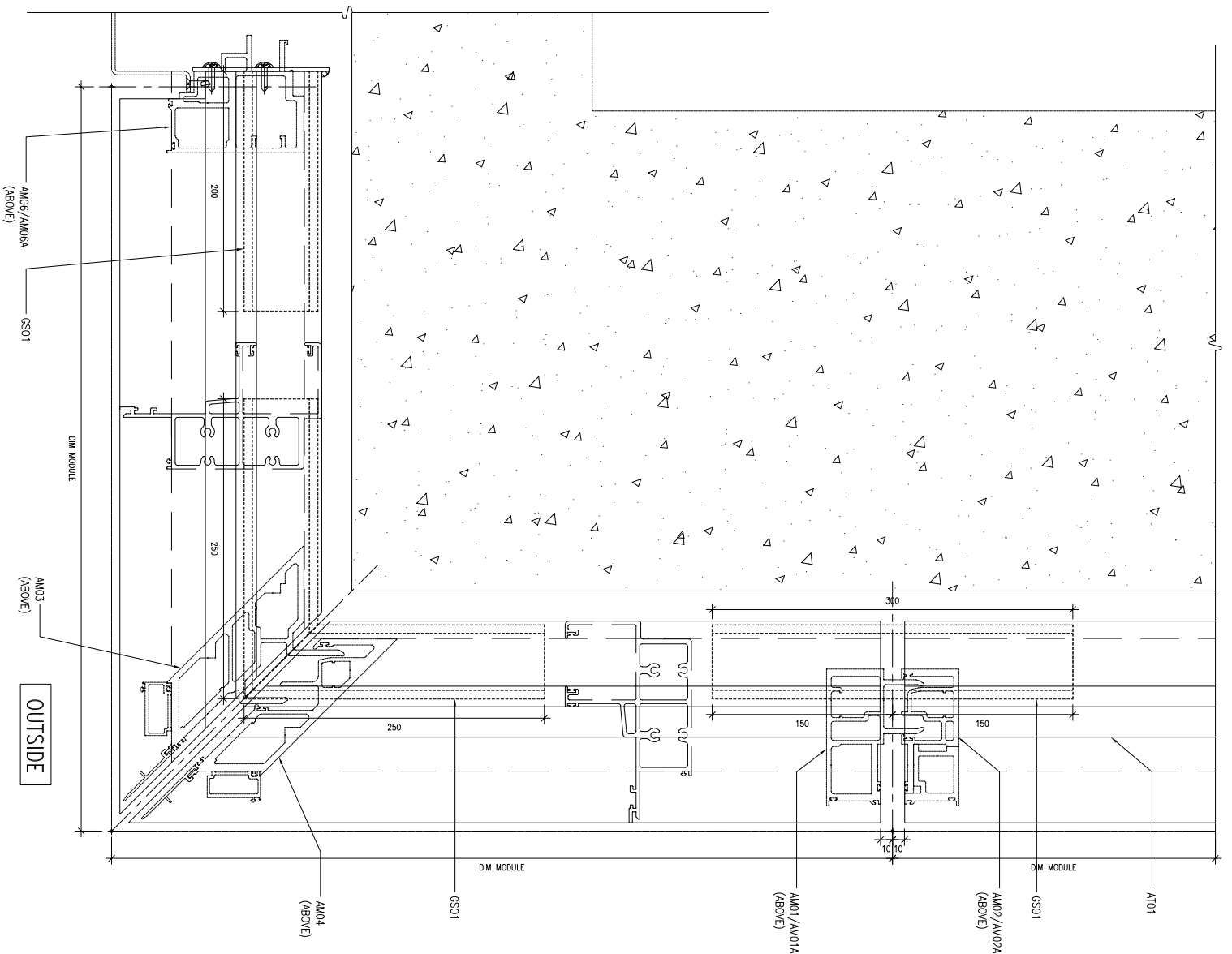
1) TYPICAL SECTION OF CURTAIN WALL
8507 PROTECTIVE BARRIER



2) TYPICAL SECTION OF CURTAIN WALL
8507 PROTECTIVE BARRIER



3) TYPICAL SECTION OF CURTAIN WALL
8507 PROTECTIVE BARRIER



4) SLEEVE ALLOCATION
8507

B.O. REF : _____

CLIENT :
SUN HUNG KAI
REAL ESTATE AGENCY LTD.
42/F SUN HUNG KAI CENTRE, WANGCHAI, HONGKONG

ARCHITECT :
lw&partners
A R C H I T E C T S

MAIN CONTRACTOR :
怡輝建築有限公司
Yee Fai Building Contractors Ltd.

STRUCTURAL ENGINEER :
ARUP

FAÇADE CONSULTANT:
ALPHA CONSULTING LIMITED
Steel Structure & Façade Specialist

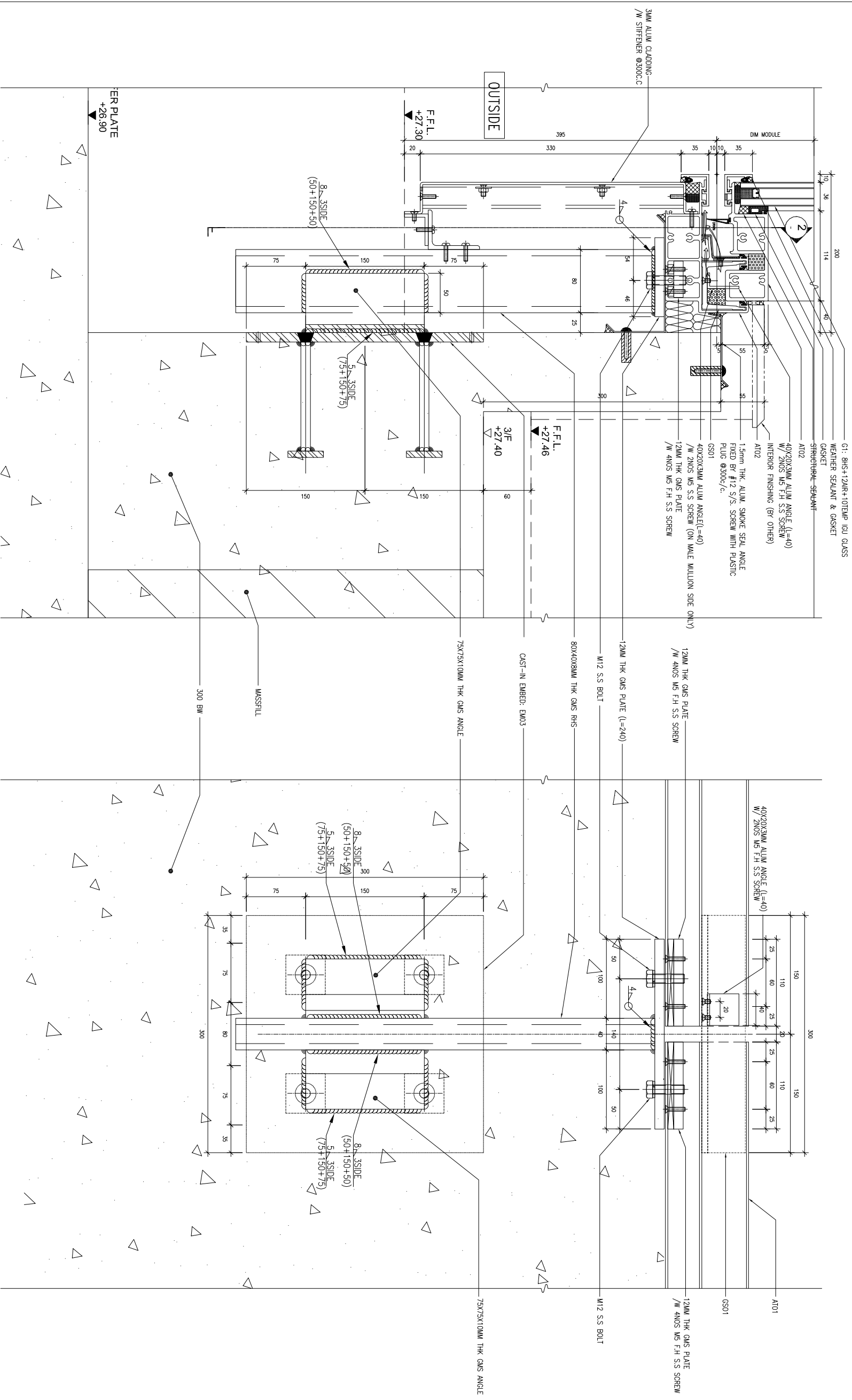
NOTE:
1. ALL DIMENSIONS ARE IN mm.
2. ALL ELEVATIONS ARE VIEWED FROM OUTSIDE.
3. ALL DIMENSIONS TO BE VERIFIED ON SITE BEFORE FABRICATION.

LEGEND:
⊗1 — DETAIL MARK NO.
⊗2001 — REFER SHEET NO.
1. F.F.L. — FINISHED FLOOR LEVEL
2. S.F.L. — STRUCTURAL FLOOR LEVEL
3. ⊗R — REVERSED DETAIL

NO.	DATE	REVISION	BY

JOB NO. : J-856
PRODUCT : PROPOSED DEVELOPMENT ABOVE LIGHT RAIL TIN WING STOP TSWTL NO.23, AREA 33, TIN SHUI WAI, N.T.
TITLE : TYPICAL DETAIL FOR CURTAIN WALL

DATE : 31-OCT-22 SCALE : 1:5
DRAWN BY : C.F. CHECKED BY :
美特鋁質有限公司
MIDI ALUMINIUM FABRICATOR LTD.
Units 6-8, Sunray Industrial Centre, 1/F
610 Ono Kwong Road, Kowloon
Tel: 23489211-4 Fax: (852) 27277866
DWG NO. : J856-SD-CW-8507 REV. : -



1 TYPICAL SECTION OF CURTAIN WALL
856 STARTER

2 SECTION VIEW
856 STARTER

B.O. REF : _____

CLIENT :

SUN HUNG KAI
REAL ESTATE AGENCY LTD.
42/F SUN HUNG KAI CENTRE, WINGLOH, HONGKONG

ARCHITECT :
IWK&partners
A R C H I T E C T S

MAIN CONTRACTOR :
Yee Fai 怡輝建築有限公司
Building Contractors Ltd.

STRUCTURAL ENGINEER :
ARUP

FAÇADE CONSULTANT:
ALPHA CONSULTING LIMITED
Steel Structure & Façade Specialist

NOTE:
1. ALL DIMENSIONS ARE IN mm.
2. ALL ELEVATIONS ARE VIEWED FROM OUTSIDE.
3. ALL DIMENSIONS TO BE VERIFIED ON SITE BEFORE FABRICATION.

LEGEND:
 (X1) DETAIL MARK NO.
 (X001) REFER SHEET NO.
 1. F.F.L. -- FINISHED FLOOR LEVEL
 2. S.F.L. -- STRUCTURAL FLOOR LEVEL
 3. (R) -- REVERSED DETAIL

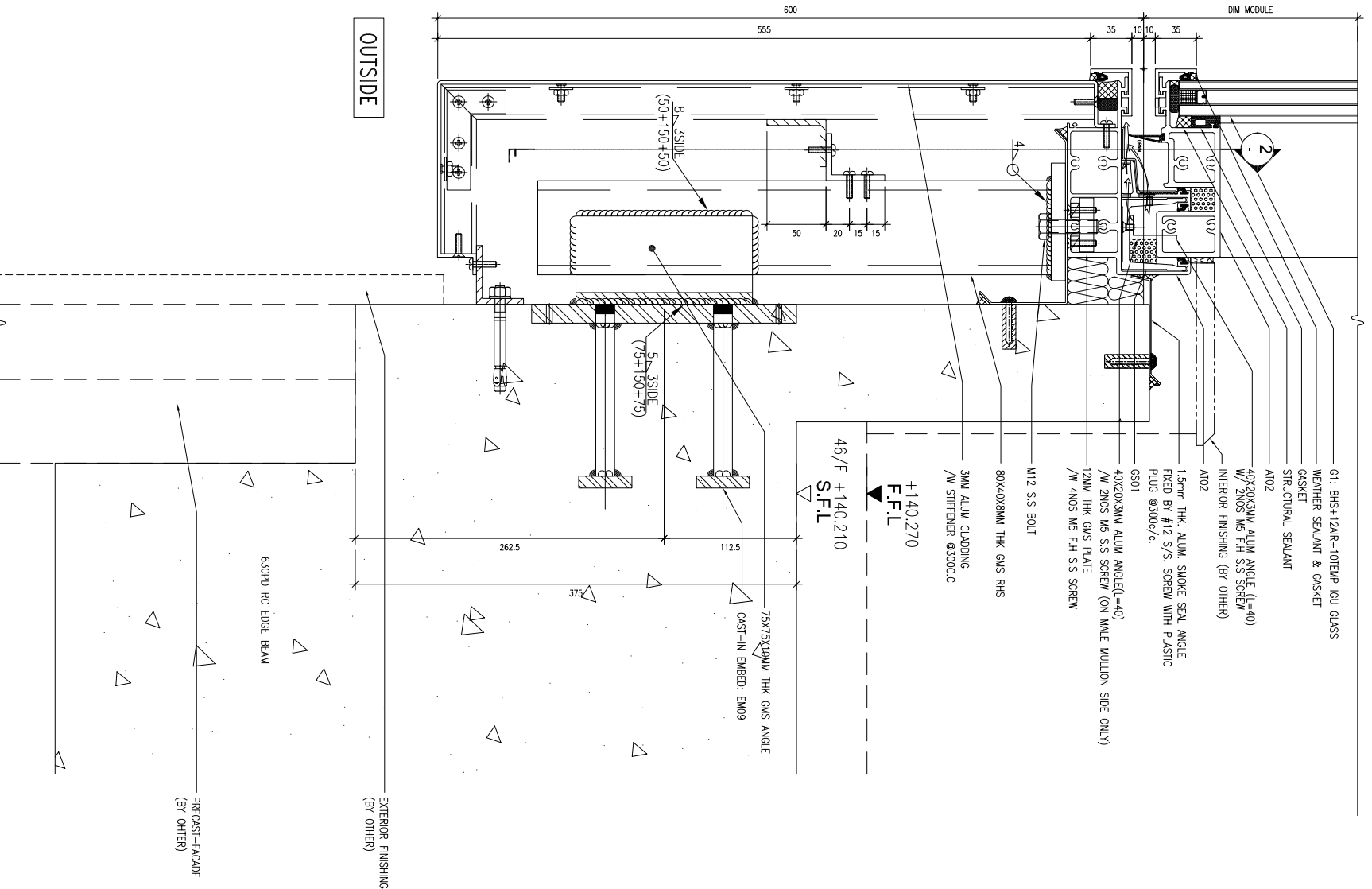
NO.	DATE	REVISION	BY

JOB NO. : J-856
 PROJECT : PROPOSED DEVELOPMENT ABOVE LIGHT RAIL TIN WING STOP TSWTL NO.23, AREA 33, TIN SHUI WAI, N.T.

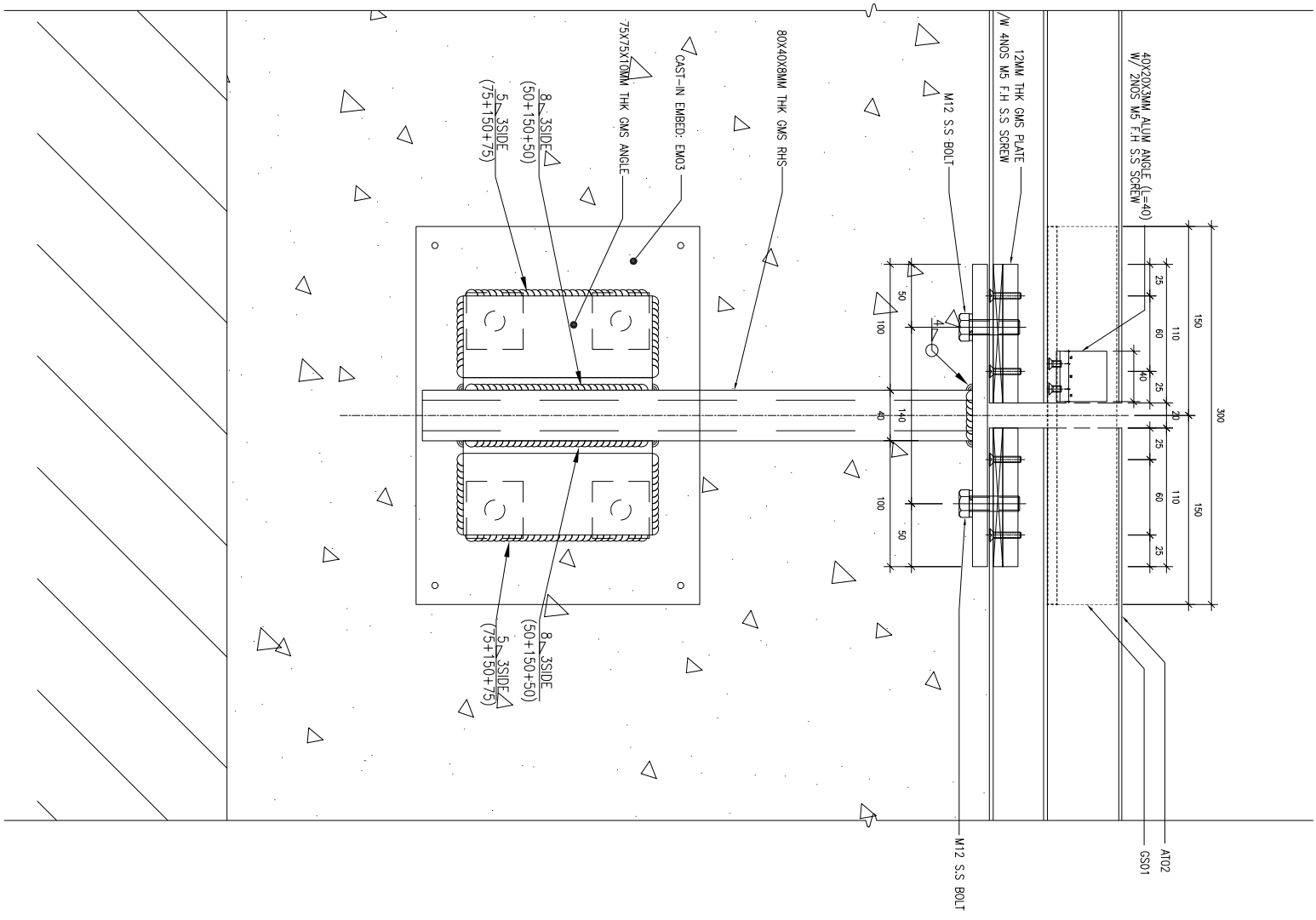
TITLE : TYPICAL DETAIL FOR CURTAIN WALL

DATE : 31-OCT-22 SCALE : 1:5
 DRAWN BY : C.F. CHECKED BY :

MIDI 美特鋁質有限公司
ALUMINIUM FABRICATOR LTD.
Units 6-8, Sunray Industrial Centre, 1/F
610 Ono Kwong Road, Kowloon
Tel: 23489211-4 Fax: (852) 27277666
DWG NO. : J856-SD-CW-8508 REV. : -



1 TYPICAL SECTION OF CURTAIN WALL
8509 SU STARTER



2 SECTION VIEW
8509 SU STARTER

B.O. REF : _____

CLIENT :

SUN HUNG KAI
REAL ESTATE AGENCY LTD.
42/F SUN HUNG KAI CENTRE, WINGHAI, HONGKONG

ARCHITECT :

IWK&partners
A R C H I T E C T S

MAIN CONTRACTOR :

Yee Fai 怡輝建築有限公司
Building Contractors Ltd.

STRUCTURAL ENGINEER :

ARUP

FAÇADE CONSULTANT:

ALPHA CONSULTING LIMITED
Steel Structure & Façade Specialist

NOTE :

1. ALL DIMENSIONS ARE IN mm.
2. ALL ELEVATIONS ARE VIEWED FROM OUTSIDE.
3. ALL DIMENSIONS TO BE VERIFIED ON SITE BEFORE FABRICATION.

LEGEND :

- (X1) --- DETAIL MARK NO.
- (X001) --- REFER SHEET NO.
- 1. F.F.L. --- FINISHED FLOOR LEVEL
- 2. S.F.L. --- STRUCTURAL FLOOR LEVEL
- 3. (R) --- REVERSED DETAIL

NO.	DATE	REVISION	BY

JOB NO. : J-856

PROJECT : PROPOSED DEVELOPMENT ABOVE LIGHT RAIL TIN WING STOP TSWTL NO.23, AREA 33, TIN SHUI WAI, N.T.

TITLE : TYPICAL DETAIL FOR CURTAIN WALL

DATE : 31-OCT-22 SCALE : 1:5

DRAWN BY : C.F. CHECKED BY :

MIDI 美特鋁質有限公司
ALUMINIUM FABRICATOR LTD.
Units 6-8, Sunray Industrial Centre, 1/F
610 Cho Kwong Road, Kowloon
Tel: 23489211-4 Fax: (852) 27277666
DWG NO. : J856-SD-CW-8509 REV. : -

B.O. REF :

CLIENT :

SUN HUNG KAI
REAL ESTATE AGENCY LTD.

42/F SUN HUNG KAI CENTRE, WANGCHAI, HONGKONG

ARCHITECT :

IWK&partners
A R C H I T E C T S

MAIN CONTRACTOR :

怡輝建築有限公司
Yee Fai Building Contractors Ltd.

STRUCTURAL ENGINEER :

ARUP

FAÇADE CONSULTANT:

ALPHA CONSULTING LIMITED
Steel Structure & Façade Specialist

NOTE :

1. ALL DIMENSIONS ARE IN mm.
2. ALL ELEVATIONS ARE VIEWED FROM OUTSIDE.
3. ALL DIMENSIONS TO BE VERIFIED ON SITE BEFORE FABRICATION.

LEGEND :

- ⊗11---DETAIL MARK NO.
- ⊗001---REFER SHEET NO.
- 1. F.F.L.--FINISHED FLOOR LEVEL
- 2. S.F.L.--STRUCTURAL FLOOR LEVEL
- 3. ⊗R---REVERSED DETAIL

NO.	DATE	REVISION	BY

JOB NO. : J-856

PROJECT :
PROPOSED DEVELOPMENT ABOVE
LIGHT RAIL TIN WING STOP-TSWTL
NO.23,AREA 33,TIN SHUI WAI, N.T.

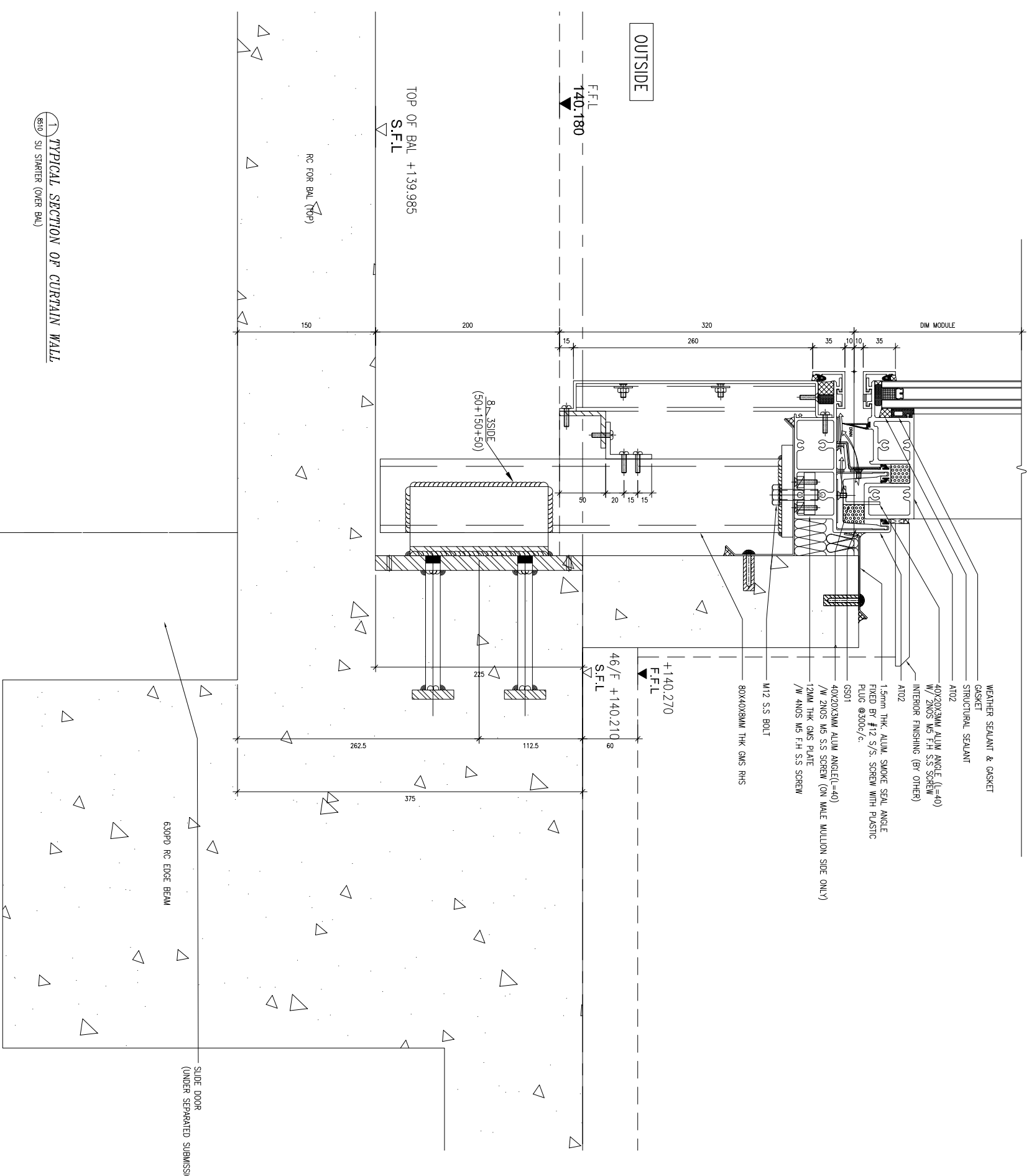
TITLE :
TYPICAL DETAIL
FOR CURTAIN WALL

DATE : 31-OCT-22 SCALE : 1:5

DRAWN BY : C.F. CHECKED BY :

美特鋁質有限公司
MIDI ALUMINIUM FABRICATOR LTD.
Units 6-8, Sunray Industrial Centre, 1/F
610 Ona Kwo Ling Road, Kowloon
Tel:23489211-4 Fax:(852)2727866
DWG NO. : J856-SD-CW-8510 REV. : -

TYPICAL SECTION OF CURTAIN WALL
(810) SU STARTER (OVER BAL)



B.O. REF :

CLIENT :

SUN HUNG KAI
REAL ESTATE AGENCY LTD.
42/F SUN HUNG KAI CENTRE, WINGHUA, HONGKONG

ARCHITECT :
Iw&partners
A R C H I T E C T S

MAIN CONTRACTOR :
怡輝建築有限公司
Yee Fai Building Contractors Ltd.

STRUCTURAL ENGINEER :

ALPHA CONSULTING LIMITED
Steel Structure & Facade Specialist

NOTE :
1. ALL DIMENSIONS ARE IN mm.
2. ALL ELEVATIONS ARE VIEWED FROM OUTSIDE.
3. ALL DIMENSIONS TO BE VERIFIED ON SITE BEFORE FABRICATION.

LEGEND :
⊗1 --- DETAIL MARK NO.
⊗2001 --- REFER SHEET NO.
1. F.F.L. --- FINISHED FLOOR LEVEL
2. S.F.L. --- STRUCTURAL FLOOR LEVEL
3. \overleftarrow{R} --- REVERSED DETAIL

NO.	DATE	REVISION	BY

JOB NO. : J-856

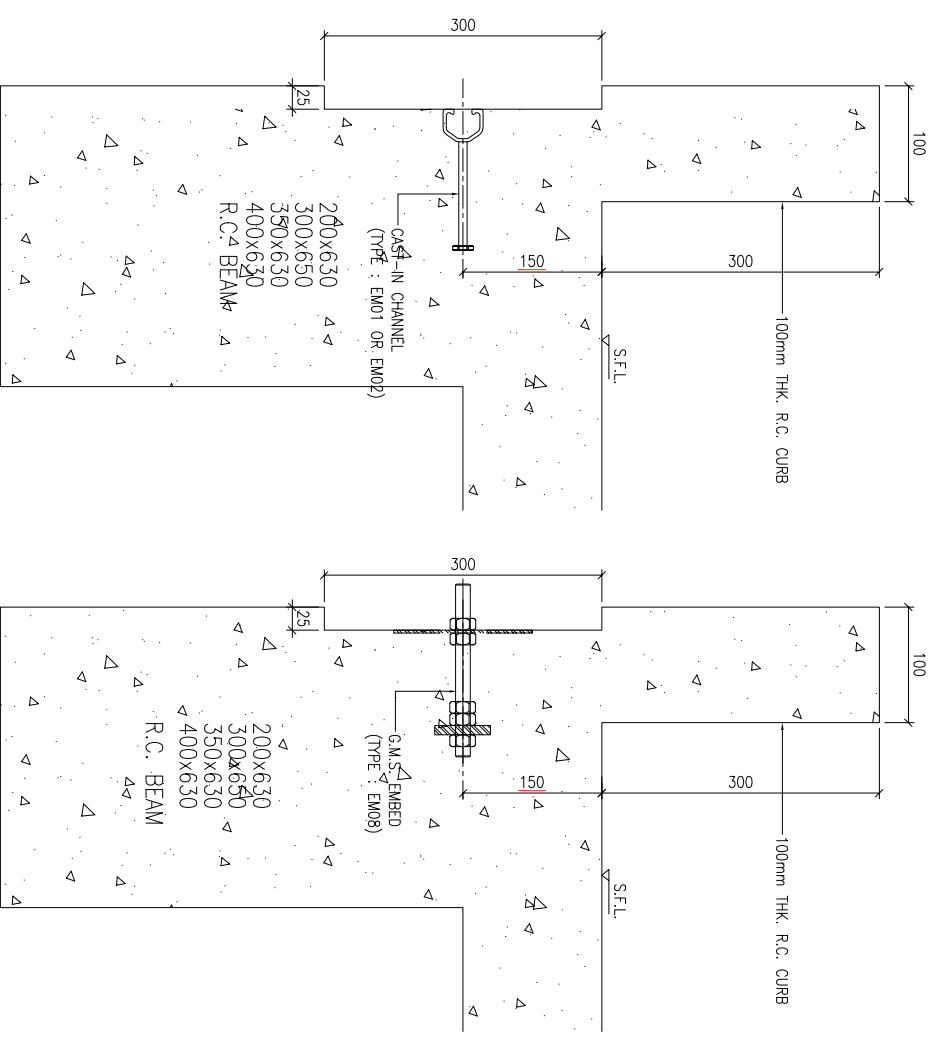
PROJECT :
PROPOSED DEVELOPMENT ABOVE
LIGHT RAIL TIN WING STOP TSWTL
NO.23, AREA 33, TIN SHUI WAI, N.T.

TITLE :
TYPICAL EMBED SECTION
SETTING OUT

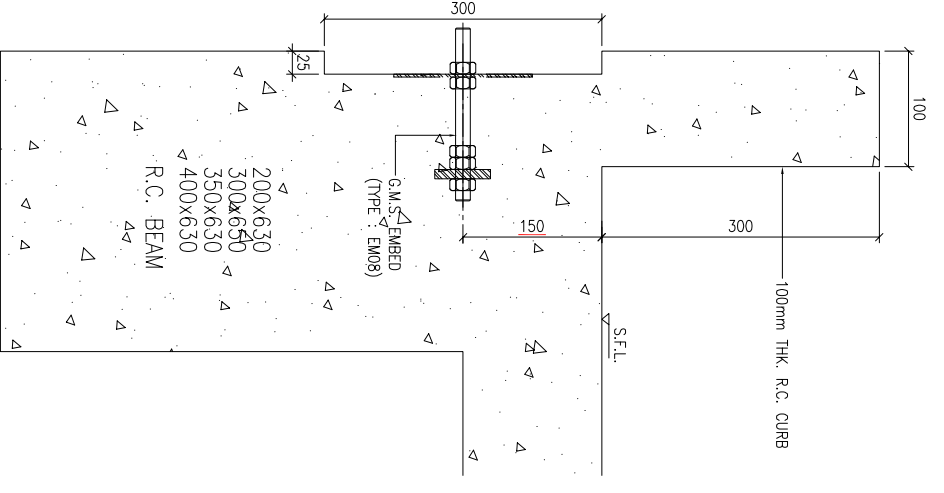
DATE : 31-OCT-22 SCALE : 1:8

DRAWN BY : C.F. CHECKED BY :

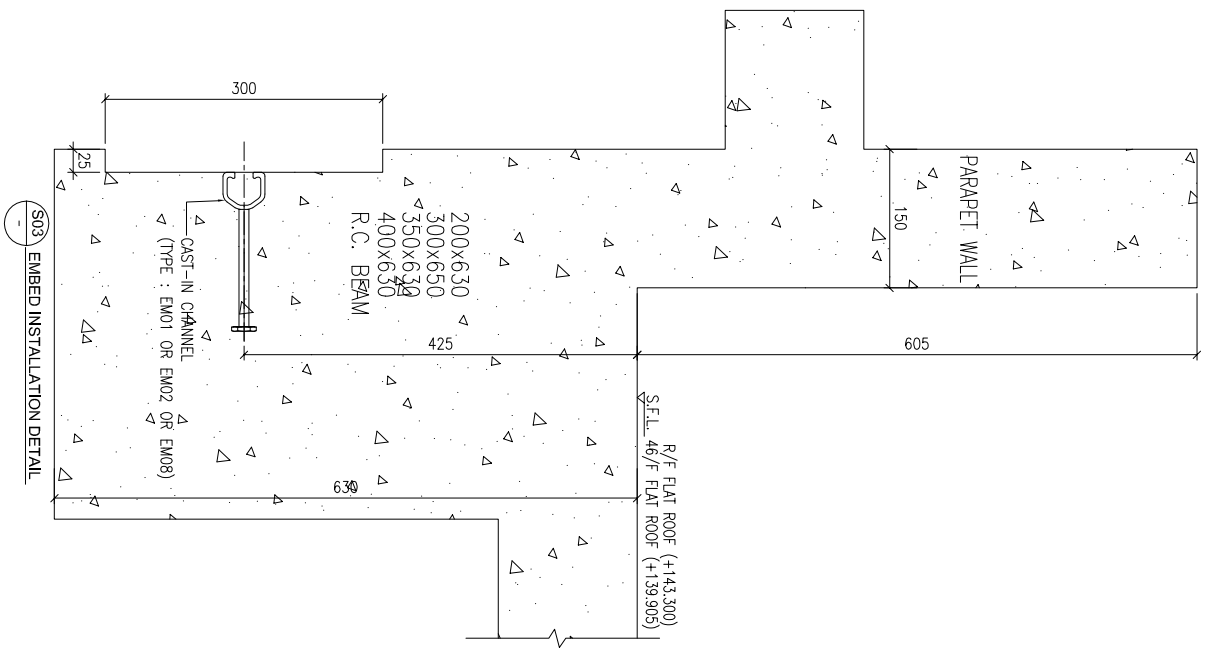
美特經貿有限公司
MIDI Aluminium Fabricator Ltd.
Units 6-8, Sunray Industrial Centre, 1/F
610 Ona Kwo Ling Road, Kwloon
Tel: 23489211-4 Fax: (852) 27277866
DWG NO. : J856-SD-CW-9001 REV. : -



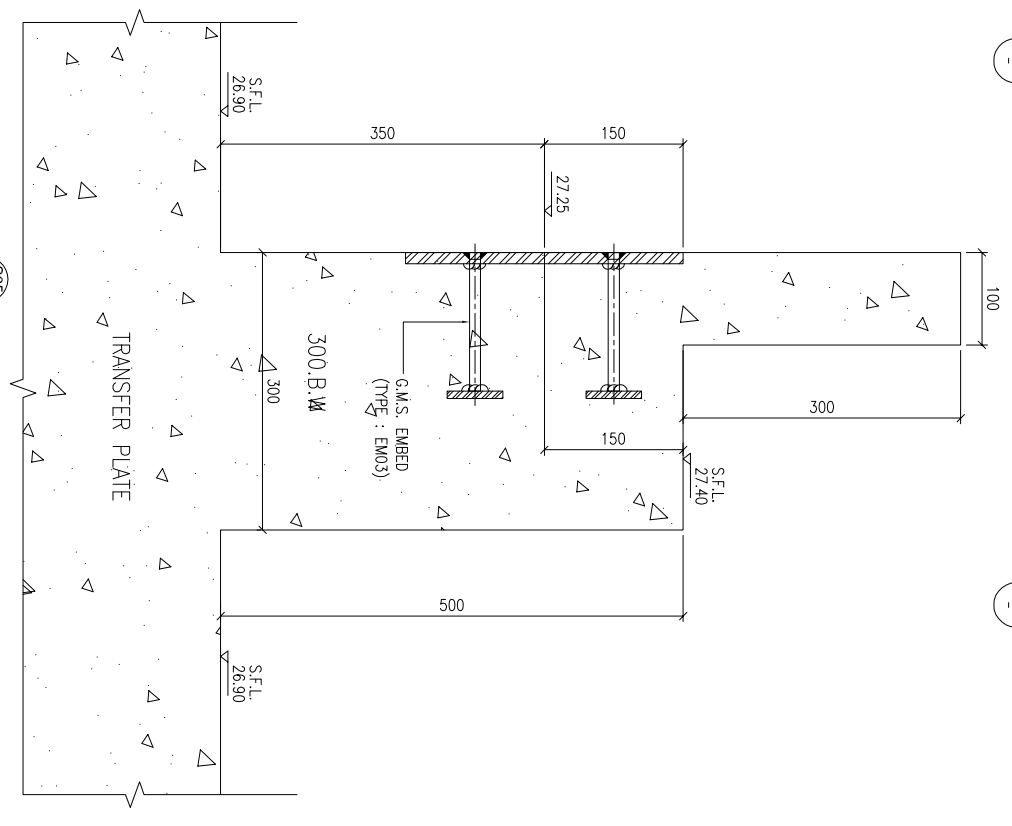
S01 EMBED INSTALLATION DETAIL



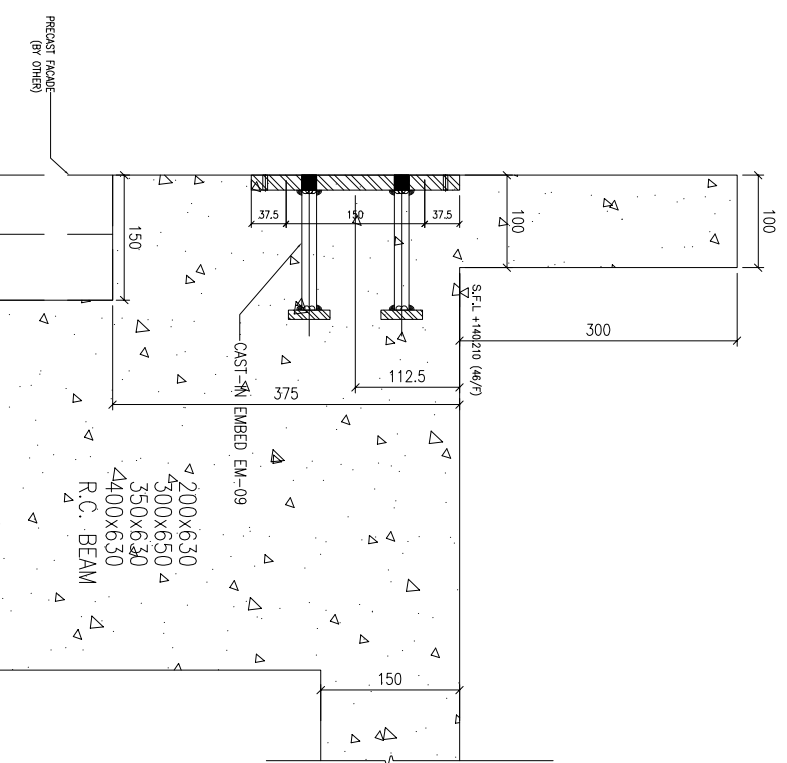
S02 EMBED INSTALLATION DETAIL



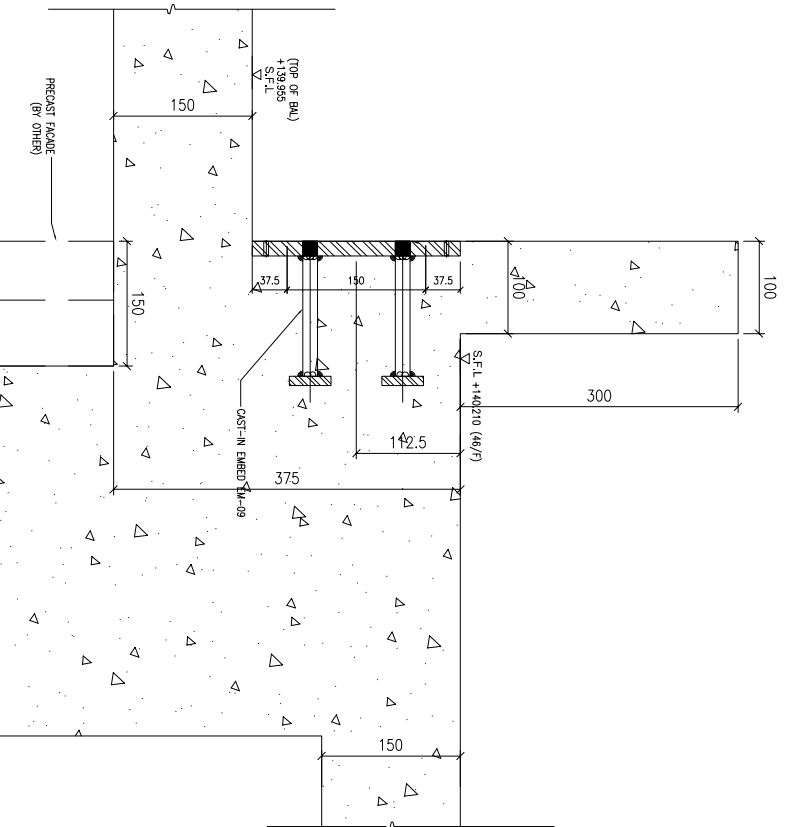
S03 EMBED INSTALLATION DETAIL



S05 EMBED INSTALLATION DETAIL



S06 EMBED INSTALLATION DETAIL



S07 EMBED INSTALLATION DETAIL