

工程指示 / 要求簡箋 ENGINEER INSTRUCTIONS(E.I.)

工程指示編號:	EI- 5122E	修改版本:	E
	HK-0321		
工程編號:	J 856	工程名稱:	天榮站
收件人:	技術部 / 謝永林	發件人:	Lai Sik Hung
工程項目:	佛沙窗 Shop Drawing (18th Submission)	日期:	27/02/2023

<input type="checkbox"/> 原合約工程包	<input type="checkbox"/> 原合約工程加 / 減賬 QT-	<input type="checkbox"/> 新工程報價 QT-
---------------------------------	--	------------------------------------

信件批核號碼/圖紙參考編號:	批核模具圖紙編號:
客戶指示附件:	管理內部批簽署:

<input type="checkbox"/> 初步鋁料 B.M.	<input type="checkbox"/> 加工拆圖, 然後生產	<input type="checkbox"/> 尺寸表
<input type="checkbox"/> 正式鋁料 B.M.	<input type="checkbox"/> 技術上資料/指示	<input type="checkbox"/> 報價
<input type="checkbox"/> 配件 B.M.	<input type="checkbox"/> 樣辦或貨品說明書	<input type="checkbox"/> 分判合約
<input type="checkbox"/> 其他:		

內容: 佛沙窗 Shop Drawing (18th Submission)

完成上列要求日期: ASAP

國內

<input type="checkbox"/> 生產技術總監	<input type="checkbox"/> 連附件	<input checked="" type="checkbox"/> 技術部	<input checked="" type="checkbox"/> 連附件	<input type="checkbox"/> 生產部	<input type="checkbox"/> 連附件
<input type="checkbox"/> 採購部	<input type="checkbox"/> 連附件	<input type="checkbox"/> 生產統籌部	<input type="checkbox"/> 連附件	<input type="checkbox"/> 報關組	<input type="checkbox"/> 連附件
<input type="checkbox"/> 質檢部	<input type="checkbox"/> 連附件	<input type="checkbox"/> 會計部	<input type="checkbox"/> 連附件	<input type="checkbox"/> 機械設計部	<input type="checkbox"/> 連附件
<input checked="" type="checkbox"/> 香港辦	<input checked="" type="checkbox"/> 連附件	<input type="checkbox"/> 其他:			

<input type="checkbox"/> 行政部	<input type="checkbox"/> 連附件	<input type="checkbox"/> 會計部	<input type="checkbox"/> 連附件	<input type="checkbox"/> 統籌部	<input type="checkbox"/> 連附件	<input type="checkbox"/> 工程部	<input type="checkbox"/> 連附件
<input type="checkbox"/> 採購部	<input type="checkbox"/> 連附件	<input type="checkbox"/> QS部	<input type="checkbox"/> 連附件	<input type="checkbox"/> 地盤管理	<input type="checkbox"/> 連附件	<input type="checkbox"/> 維修部	<input type="checkbox"/> 連附件

*發件人簽署:		*組別成員批核簽署:	
傳遞編號:		項目經理簽署:	

PROJECT :

PROPOSED DEVELOPMENT ABOVE
LIGHT RAIL TIN WING STOP, TSWTL
NO.23, AREA 33, TIN SHUI WAI, N.T.

18

SHOP DRAWING FOR ALUM. PRECAST WINDOW OF TOWER

DATE: 22-FEB-23

 美特鋁質有限公司
MIDI ALUMINIUM FABRICATOR LTD.

Units 6-8, Sunray Industrial Centre, 1/F
610 Cha Kwo Ling Road, Kowloon
Tel:23489211-4 Fax:(852)27727666

DRAWING SUBMISSION REGISTER

PROJECT: PROPOSED DEVELOPMENT ABOVE LIGHT RAIL TIN WING STOP, TSWTL NO.23, AREA 33, TIN SHUI WAI, N.T. TITLE: ALUM. WINDOW OF TOWER SHOPDRAWING SUBMISSION	DATE OF ISSUE																							SUBMISSION STATE (FOR CLIENT / CONSULTANT)			SUBMISSION STATE (FOR ARCHITECT)			FABRICATION / CONSTRUCTION STATE							
	ISSUE DAY MONTH YEAR	1	6	7	8	9	10	11	12	13	14	15	16							AP - APPROVED AC - APPROVED SUB. TO CONDITION NA - NOT APPROVED			AP - APPROVED AC - APPROVED SUB. TO CONDITION NA - NOT APPROVED			ISSUE TO CHINA OFFICE	ISSUE TO SITE	ISSUE TO SUB-CONTRACTOR									
		22	29	12	28	18	07	31	21	05	26	17	22	21	21	22	22	22	22	22	22	22	22	22	23	REV.	STATE	REV.	STATE	REV.	STATE	REV.	DATE	REV.	DATE	REV.	DATE
DWG. NO.	REVISIONS																							COMMENT DATE	REV.	STATE	COMMENT DATE	REV.	STATE	REV.	DATE	REV.	DATE	REV.	DATE	REV.	DATE
WINDOW SCHEDULE FOR TOWER 2 ALUM. WINDOW	J856-SD-PW-5209	-	C	D	E	F	G	H	H	H	H	I																									
WINDOW SCHEDULE FOR TOWER 2 ALUM. WINDOW	J856-SD-PW-5210	-	C	D	E	F	F	F	F	F	F	F																									
WINDOW SCHEDULE FOR TOWER 2 ALUM. WINDOW	J856-SD-PW-5211	-	C	D	E	F	G	H	H	H	H	H																									
WINDOW SCHEDULE FOR TOWER 2 ALUM. WINDOW	J856-SD-PW-5212	-	A	A	B	B	C	D	D	D	D	D																									
WINDOW SCHEDULE FOR TOWER 2 ALUM. WINDOW	J856-SD-PW-5213	-	-	A	A	B	C	C	C	C	C	D																									
WINDOW SCHEDULE FOR TOWER 2 ALUM. WINDOW	J856-SD-PW-5214	-	A	B	B	C	D	D	D	D	D	D																									
WINDOW SCHEDULE FOR TOWER 3 ALUM. WINDOW	J856-SD-PW-5301	-	D	E	G	G	H	I	I	J	J	K																									
WINDOW SCHEDULE FOR TOWER 3 ALUM. WINDOW	J856-SD-PW-5302	-	E	F	H	H	I	J	K	K	L	L																									
WINDOW SCHEDULE FOR TOWER 3 ALUM. WINDOW	J856-SD-PW-5303	-	E	F	H	H	I	J	K	K	L	L																									
WINDOW SCHEDULE FOR TOWER 3 ALUM. WINDOW	J856-SD-PW-5303a	-	-	A	B	C	C	D	D	D	D	E																									
WINDOW SCHEDULE FOR TOWER 3 ALUM. WINDOW	J856-SD-PW-5304	-	E	F	H	H	I	I	I	I	I	I																									
WINDOW SCHEDULE FOR TOWER 3 ALUM. WINDOW	J856-SD-PW-5305	-	E	F	H	H	I	J	J	K	K	L																									
WINDOW SCHEDULE FOR TOWER 3 ALUM. WINDOW	J856-SD-PW-5306	-	D	E	G	G	H	I	J	J	K	K																									
WINDOW SCHEDULE FOR TOWER 3 ALUM. WINDOW	J856-SD-PW-5307	-	D	E	G	H	H	H	H	H	H	H																									
WINDOW SCHEDULE FOR TOWER 3 ALUM. WINDOW	J856-SD-PW-5308	-	E	F	H	I	I	J	K	K	L	L																									
WINDOW SCHEDULE FOR TOWER 3 ALUM. WINDOW	J856-SD-PW-5309	-	E	F	H	H	I	J	J	K	K	K																									
WINDOW SCHEDULE FOR TOWER 3 ALUM. WINDOW	J856-SD-PW-5309a	-	-	A	B	C	C	D	D	D	D	D																									
WINDOW SCHEDULE FOR TOWER 3 ALUM. WINDOW	J856-SD-PW-5310	-	C	D	H	I	I	I	I	I	I	I																									
WINDOW SCHEDULE FOR TOWER 3 ALUM. WINDOW	J856-SD-PW-5311	-	B	C	E	E	E	F	G	G	H	H																									
WINDOW SCHEDULE FOR TOWER 3 ALUM. WINDOW	J856-SD-PW-5312	-	A	B	D	D	D	E	F	F	G	G																									
WINDOW SCHEDULE FOR TOWER 3 ALUM. WINDOW	J856-SD-PW-5313	-	B	C	D	D	D	D	D	D	D	D																									
WINDOW SCHEDULE FOR TOWER 3 ALUM. WINDOW	J856-SD-PW-5316	-	B	B	B	B	B	C	C	C	C	C																									
WINDOW SCHEDULE FOR TOWER 3 ALUM. WINDOW	J856-SD-PW-5319	-	B	B	B	B	B	C	C	C	C	C																									
TYPICAL DETAILS FOR ALUM. WINDOW	J856-SD-PW-DT61a	-	B	B	B	B	B	C	C	C	C	C																									
TYPICAL DETAILS FOR ALUM. WINDOW	J856-SD-PW-DT61b	-	B	B	B	B	B	C	C	C	C	C																									
TYPICAL DETAILS FOR ALUM. WINDOW	J856-SD-PW-DT62	-	C	C	C	C	C	D	D	D	D	D																									
TYPICAL DETAILS FOR ALUM. WINDOW	J856-SD-PW-DT63	-	C	C	C	C	C	D	D	D	D	D																									
TYPICAL DETAILS FOR ALUM. WINDOW	J856-SD-PW-DT64	-	D	D	D	D	D	E	E	E	E	F																									
TYPICAL DETAILS FOR ALUM. WINDOW	J856-SD-PW-DT71	-	B	B	B	B	B	C	C	C	C	C																									
TYPICAL DETAILS FOR ALUM. WINDOW	J856-SD-PW-DT71a	-	B	B	B	B	B	C	C	C	C	C																									
TYPICAL DETAILS FOR ALUM. WINDOW	J856-SD-PW-DT72	-	B	B	B	B	B	C	C	C	C	C																									
TYPICAL DETAILS FOR ALUM. WINDOW	J856-SD-PW-DT73	-	C	C	C	C	C	C	C	C	C	C																									
TYPICAL DETAILS FOR ALUM. WINDOW	J856-SD-PW-DT73a	-	-	-	-	-	A	B	B	B	B	B																									
ALUM. WINDOW SECTION TYPICAL LOCK & HINGES DETAIL	J856-SD-PW-DT74	-	-	-	-	-	-	-	-	-	-	-																									
G.M.S FIXING LUG TYPICAL DETAIL FOR ALUM. WINDOW	J856-SD-PW-DT74A	-	-	-	-	-	-	-	-	-	-	-																									
G.M.S FIXING LUG TYPICAL DETAIL FOR ALUM. WINDOW	J856-SD-PW-DT75	-	-	-	-	-	A	A	A	A	A	A																									
TYPICAL EARTHING BONDING DETAILS OF PRECAST	J856-SD-PW-DT76	-	-	A	A	A	A	B	B	B	B	B																									
TYPICAL EARTHING BONDING DETAILS OF PRECAST	J856-SD-PW-DT77	-	-	A	A	A	B	C	D	D	D	E																									
TYPICAL EARTHING BONDING DETAILS OF PRECAST	J856-SD-PW-DT78	-	-	A	A	A	A	A	A	A	A	A																									

IN-HOUSE DESIGN CHECKER

美特鋁質有限公司
MIDI ALUMINIUM FABRICATOR LTD.
 Units 6-8, Sunny Industrial Centre, 1/F
 610 Cho Kwo Ling Road, Kowloon
 Tel: 23489211-4 Fax: (852) 27272666
 DWG NO.: J856-SD-PW-0002 REV.: M

GENERAL NOTES FOR PRECAST ALUM. WINDOW PAGE 1

CODES AND STANDARDS

1. CODE OF PRACTICE ON WIND EFFECTS IN HONG KONG 2004.
2. CODE OF PRACTICE FOR DEAD AND IMPOSED LOADS 2011.
3. CODE OF PRACTICE FOR STRUCTURAL USE OF CONCRETE 2013.
4. CODE OF PRACTICE FOR THE STRUCTURAL USE OF STEEL 2011.
5. CODE OF PRACTICE FOR STRUCTURAL USE OF GLASS 2018.
6. STRUCTURAL USE OF ALUMINIUM, BS 8118-1:1991. (WIND LOAD FACTOR OF 1.4 FOR ALUMINIUM DESIGN TO PNP APP53)
7. BUILDING (CONSTRUCTION) REGULATIONS CAP 123.
8. APP37 CURTAIN WALL, WINDOW AND WINDOW WALL SYSTEM.
9. APP110 PROTECTIVE BARRIERS.
10. APP116 ALUMINIUM WINDOWS.

DESIGN WIND LOAD

CODE OF PRACTICE ON WIND EFFECTS IN HONG KONG 2004.

	VERTICAL SURFACE
HEIGHT ABOVE GROUND LEVEL	<148.3m
BASIC WIND PRESSURE	3.044kPa
TOPOGRAPHY FACTOR (S _a)	1.00
PRESSURE COEFFICIENT (C _p)	+1.0/-1.4
DESIGN WIND PRESSURE	+3.044/-4.261kPa

IMPOSED LOAD ON PROTECTIVE BARRIERS (FOR DOMESTIC USE)

CATEGORY	LINE LOAD TO BE APPLIED AT A HEIGHT OF 1.1m ABOVE THE FLOOR LEVEL (kN/m)	UNIFORMLY DISTRIBUTED LOAD TO BE APPLIED ON THE INFILL BETWEEN FLOOR AND TOP RAIL (kPa)	CONCENTRATED LOAD TO BE APPLIED ON ANY PART OF THE INFILL BETWEEN FLOOR AND TOP RAIL (kN)
AREAS WHERE CONGREGATION OF PEOPLE IS NOT EXPECTED	0.75	1.0	0.5

STEEL

ALL STRUCTURAL STEEL SECTIONS SHALL BE GRADE S275 J0 CLASS 1 WELDABLE STRUCTURAL STEEL AND COMPLYING WITH BS EN 10210 2006 FOR HOLLOW SECTION AND BS EN 10025 FOR OTHER SECTIONS.

ALL STRUCTURAL STEEL SHALL BE HOT-DIP GALVANIZED AND COMPLY WITH BS EN ISO 1461 WITH MIN 85 µm COATING THICKNESS.

ALL CUT/WELDED AREAS IN GALVANIZED STEEL SHALL BE MADE GOOD BY AT LEAST TWO COATS OF ZINC RICH PRIMER TO BS 4652.

DENSITY	77kN/m ³
YOUNG'S MODULUS	205,000MPa
YIELD STRENGTH	275MPa
MINIMUM TENSILE STRENGTH	430MPa
DESIGN STRENGTH (≤16mm)	275MPa
DESIGN STRENGTH (≤40mm)	265MPa

ALUMINIUM EXTRUSION

UNLESS OTHERWISE STATED, ALL ALUMINIUM EXTRUSIONS SHALL BE GRADE 6063-T6/6061-T6 AND COMPLY WITH BS EN 755-2 AND BS EN 573-3.

DENSITY	27.2kN/m ³
YOUNG'S MODULUS	70,000MPa

	6063-T6	6061-T6	6063-T5
0.2% PROOF STRESS	160MPa	240MPa	110MPa
MINIMUM TENSILE STRENGTH	215MPa	260MPa	150MPa
LIMITING BENDING STRENGTH	160MPa	240MPa	110MPa
LIMITING TENSILE STRENGTH	175MPa	260MPa	130MPa
LIMITING SHEAR STRENGTH	95MPa	145MPa	65MPa

FASTENERS/SCREWS

ALL STAINLESS STEEL SCREW AND BOLT SHALL BE GRADE 316 AND COMPLY WITH BS EN ISO 3506.

0.2% PROOF STRESS	450MPa
MINIMUM TENSILE STRENGTH	700MPa
DESIGN TENSILE STRENGTH	450MPa
DESIGN SHEAR STRENGTH	311MPa
DESIGN BEARING STRENGTH	828MPa

PROTECTION OF BI-METALLIC CORROSION (BITAMEN PAINT ECT.)

ALL EXPOSED SURFACE OF ALUM. EXTRUSION SHALL BE FINISHED WITH PVF2 COATING 40 MICRONS

ALL SCREWS SHALL BE M5 S.S SCREW SPACING @300c/c MAX. UNLESS OTHERWISE STATED.

GLASS

ALL GLASS PANELS SHALL BE COMPLIED WITH BS 952 AND DESIGN TO CODE OF PRACTICE FOR STRUCTURAL USE OF GLASS 2018.

IMPACT TEST TO BE COMPLIED WITH BS EN 12600(CLASS 1)

DENSITY	26kN/m ³
YOUNG'S MODULUS	70,000MPa

ULTIMATE DESIGN STRENGTH OF GLASS

	BENDING STRENGTH (SHORT TERM DURATION)
HEAT STRENGTHENED GLASS(HS)	40MPa
TEMPERED GLASS(TP)	80MPa

ALL TEMPERED GLASS SHALL COMPLY WITH HEAT SOAK TEST REQUIREMENT IN ACCORDANCE WITH PNP APP 37-2022.

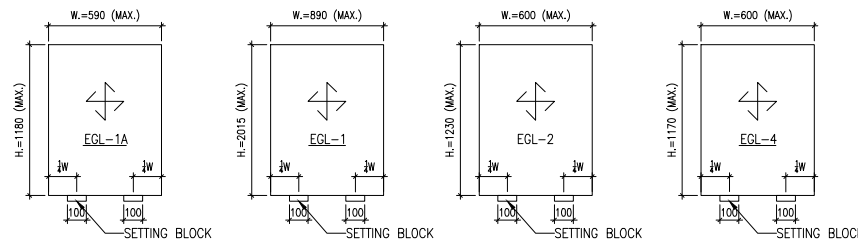
HEAT SOAK PROCESS CONFORMING TO BS EN 14179-1: 2016 AND COMPLYING WITH CODE OF PRACTICE FOR STRUCTURAL USE OF GLASS 2018 SHOULD BE CARRIED OUT.

EGL-1--8mmHS+12mm AIR GAP+10mmTP THK. I.G.U.

EGL-1A--8mmHS+12mm AIR GAP+8mmTP THK. I.G.U.

EGL-2--10mm THK. CLEAR TEMPERED GLASS

EGL-4--10mm THK. TEMPERED ACID ETCHED GLASS

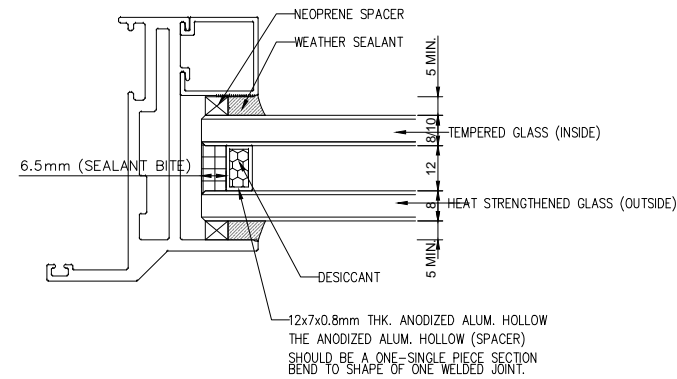


TYPICAL GLASS DETAIL

FOR DOUBLE GLAZING GLASS UNIT (I.G.U)

QUALITY ASSURANCE DOCUMENT SUCH AS TEST REPORT / CERTIFICATES INDICATING COMPLES WITH ASTM E2190 OR EQUIVALENT WITH RESPECT TO THE SEAL PERFORMANCE.

FOR INSTALLING GLASS UNIT SHALL BE SUBMITTED BEFORE COMMENCEMENT OF WORK.



IGU

SEALANT, GASKET AND SETTING BLOCK

ALL STRUCTURAL SEALANT SHALL BE 'DOWSIL 983' (BD-SS001), ALLOWABLE STRESS = 138kPa.

ALL WEATHER SEALANT SHALL BE 'DOWSIL 791'.

ALL SETTING BLOCK SHALL BE SILICONE RUBBER WITH HARDNESS OF 85±5 SHORE A, MINIMUM 100mm IN LENGTH AT 1/4 SPAN UNLESS OTHERWISE STATED

ALL GASKET SHALL BE NEOPRENE OR SILICONE RUBBER WHEN IN CONTACT WITH SEALANT, WITH HARDNESS OF 65±5 SHORE A.

ISOLATOR

PVC TAPE TO BE APPLIED BETWEEN DISSIMILAR METAL TO PREVENT BIMETALLIC CORROSION TO PD6484.

CONCRETE

ALL CONCRETE STRUCTURES SHOWN IN THIS SUBMISSION ARE FOR INFORMATION ONLY.

CONCRETE STRNFGTH SHALL BE 45MPa. (MIN.)

WELDING

ALL WELDING TO BE COMPLIED WITH BS EN 1011-1. DESIGN WELD STRENGTH = 220 MPa

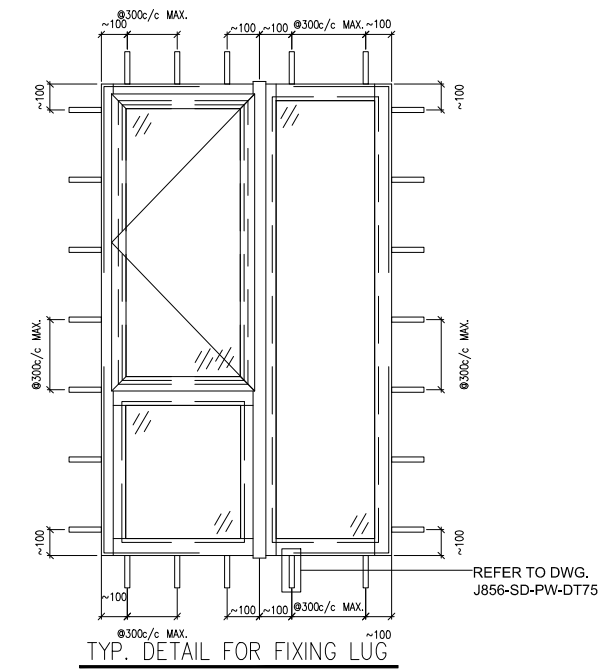
ALL WELDING PROCEDURES TO COMPLY WITH BS EN ISO 15614.

ALL WELD TO BE 5mm THICK FILLET WELD ALL AROUND UNLESS OTHERWISE STATED.

ALL WELD SHALL BE DONE BY QUALIFIED WELDER TESTED TO BS EN 287-1.

FIXING LUG

THE SIZE OF G.M.S. FIXING LUG TO BE 2mm THK. AND SPACING @300mm C/C MAX. UNLESS OTHERS STATED.



B.D. REF :

CLIENT :



ARCHITECT :



MAIN CONTRACTOR :



STRUCTURAL ENGINEER :



FAÇADE CONSULTANT:



NOTE :

1. ALL DIMENSIONS ARE IN mm.
2. ALL ELEVATIONS ARE VIEWED FROM OUTSIDE.
3. ALL DIMENSIONS TO BE VERIFIED ON SITE BEFORE FABRICATION.

LEGEND :

NO.	DATE	REVISED	BY
-----	------	---------	----

JOB NO. : J-856

PROJECT : PROPOSED DEVELOPMENT ABOVE LIGHT RAIL TIN WING STOP, TSWTL NO.23, AREA 33, TIN SHUI WAI, N.T.

TITLE : GENERAL NOTES FOR ALUM. WINDOW

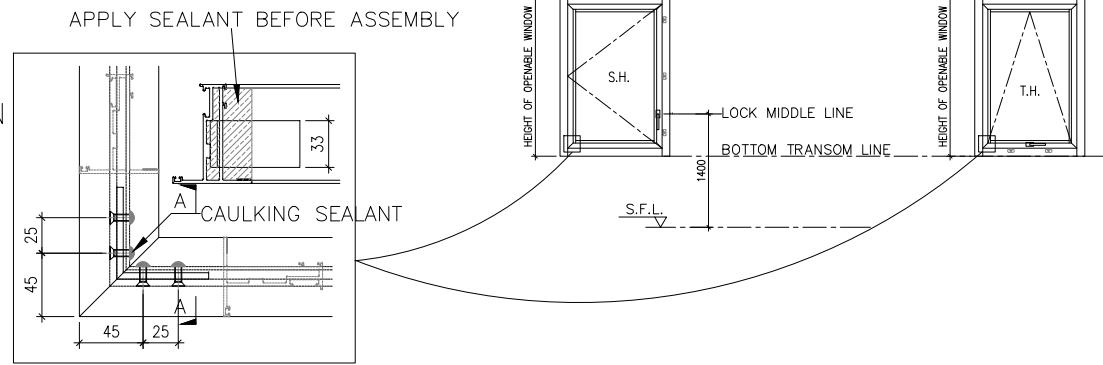
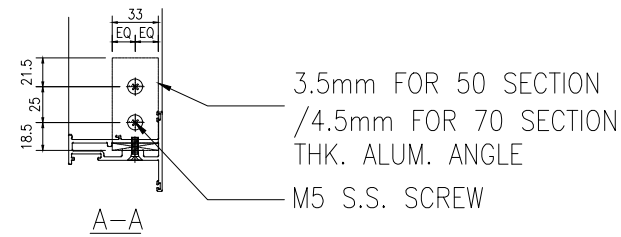
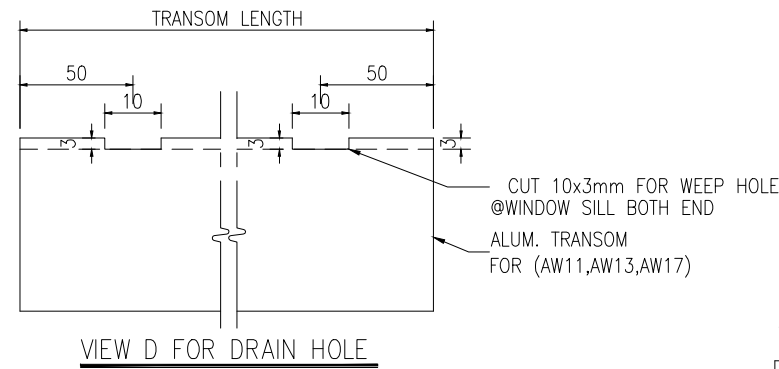
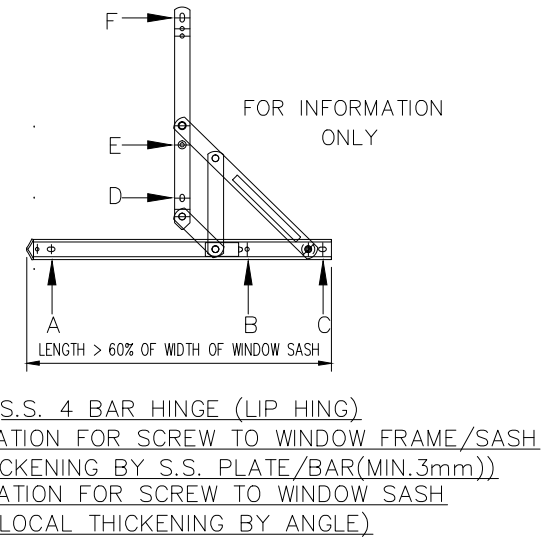
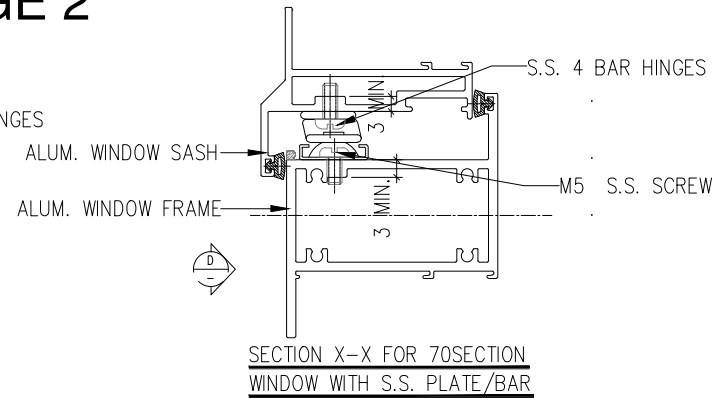
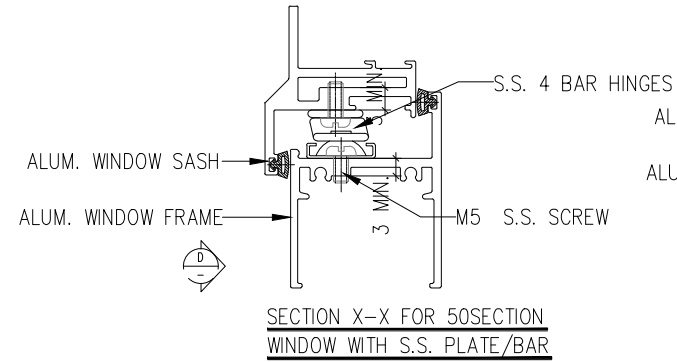
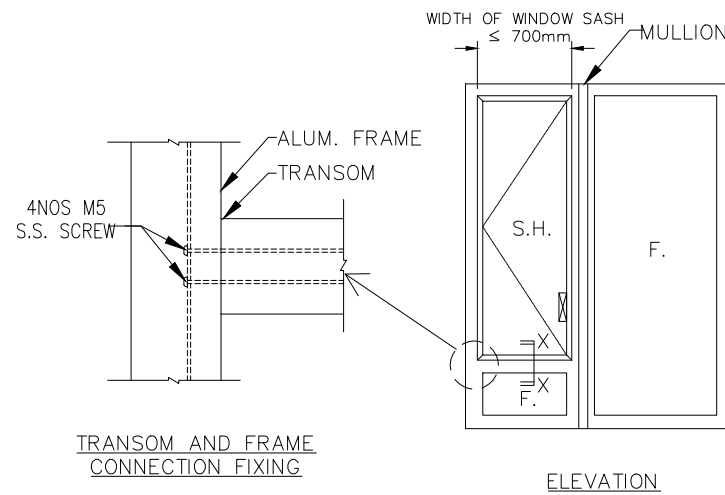
DATE : 18-Aug-22 SCALE : 1:3

DRAWN BY : Ivan CHECKED BY :



DWG NO. : J856-SD-PW-GN01 REV. : -

GENERAL NOTES FOR PRECAST ALUM. WINDOW PAGE 2

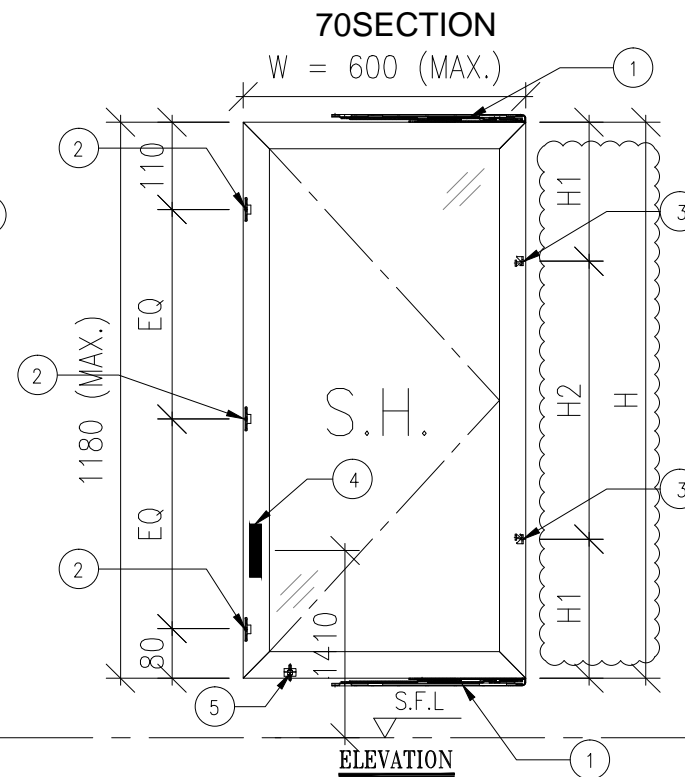
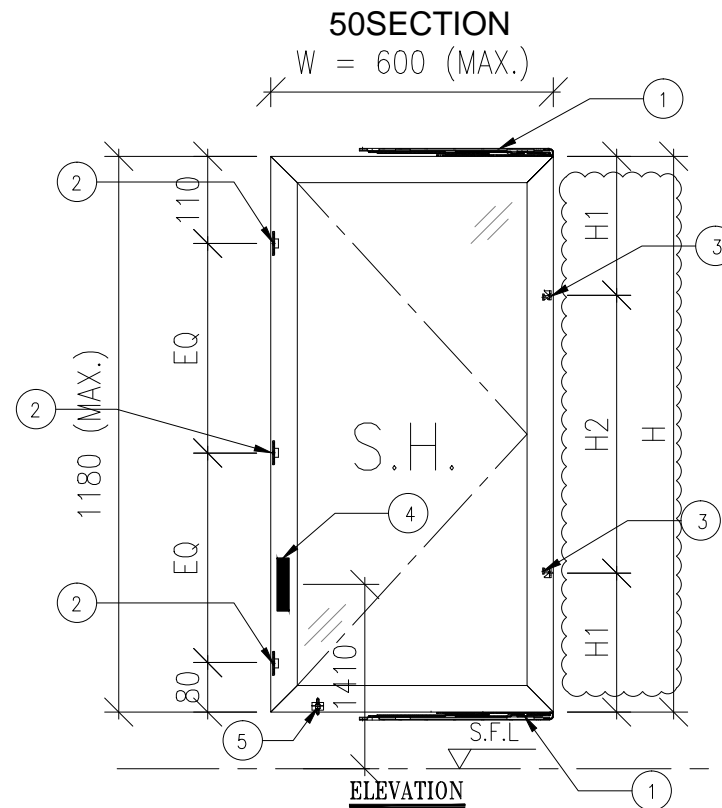
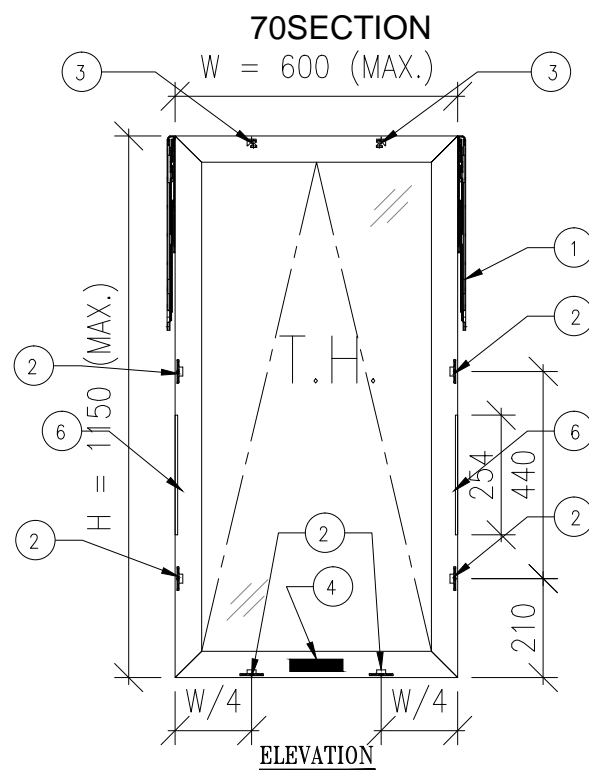


WINDOW SASH S.H. & T.H. LOADING TABLE

Window No.	W(mm)	H(mm)	H1(mm)	H2(mm)	GLAZING	WEIGHT(kg)	BAR HINGE	SH/TH	MAX. LOADING (kg)	BOX LOADING (kg)
AW02/02R	553	1146.5	285	576.5	EGL-1A	32.41	HHMS-N16	SIDE HUNG	53	42.4
AW02a/02aR	453	1146.5	285	576.5	EGL-1A	27.22	HHMS-N12	SIDE HUNG	41	32.8
AW02b/02bR	453	1146.5	285	576.5	EGL-1A	27.22	HHMT-14	TOP HUNG	69.5	55.6
AW03/03R	553	1146.5	285	576.5	EGL-1A	32.41	HHMS-N16	SIDE HUNG	53	42.4
AW04/04R	553	1146.5	285	576.5	EGL-1A	32.41	HHMS-N16	SIDE HUNG	53	42.4
AW04a/04aR	553	1146.5	285	576.5	EGL-1A	32.41	HHMS-N16	SIDE HUNG	53	42.4
AW04b	553	1146.5	285	576.5	EGL-1A	31.32	HHMT-14	TOP HUNG	69.5	55.6
AW06/06R	542	1172	293	586	EGL-2	21.41	HHMS-N16	SIDE HUNG	53	42.4
AW07	532	1146.5	285	576.5	EGL-1A	31.32	HHMS-N16	SIDE HUNG	53	42.4
AW08	532	1146.5	285	576.5	EGL-1A	31.32	HHMS-N16	SIDE HUNG	53	42.4
AW09/09R	542	1146.5	285	576.5	EGL-1A	31.84	HHMS-N16	SIDE HUNG	53	42.4

CONFIGURATION FOR WINDOW DEVICES

- ① STAINLESS STEEL 4 BAR HINGE
-LIP HING(MODEL: HHMS-N FOR SIDE HUNG)
-LIP HING(MODEL: HHMT FOR TOP HUNG)
- ② LOCKING POINT
-LIP HING(MODEL: KMPI/ABCR)
- ③ PULLING BLOCK
-LIP HING(MODEL: NBSF&NBSS)
- ④ ALUMINIUM HANDLE
-LIP HING(MODEL: MLDFOB-18)
- ⑤ GUIDER
- ⑥ LIMIT HINGE
-LIP HING(MODEL: TRST 10)



B.D. REF :

CLIENT :
SUN HUNG KAI
REAL ESTATE AGENCY LTD.
42/F SUN HUNG KAI CENTRE, WANCHAI, HONGKONG

ARCHITECT :
IWK&partners
architects

MAIN CONTRACTOR :
Yee Fai Building Contractors Ltd.

STRUCTURAL ENGINEER :
ARUP

FAÇADE CONSULTANT:
ALPHA CONSULTING LIMITED
Steel Structure & Façade Specialist

- NOTE :
- ALL DIMENSIONS ARE IN mm.
 - ALL ELEVATIONS ARE VIEWED FROM OUTSIDE.
 - ALL DIMENSIONS TO BE VERIFIED ON SITE BEFORE FABRICATION.

LEGEND :

NO.	DATE	REVISION	BY
D	17/11/2022	GENERAL REVISED	Ivan
C	26/10/2022	GENERAL REVISED	YI
B	05/09/2022	REVISION SUBJECT TO ALPHA COMMENT	Ivan
A	26/09/2022	REVISION SUBJECT TO ALPHA COMMENT	Ivan

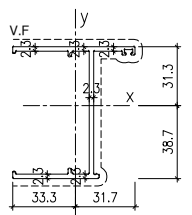
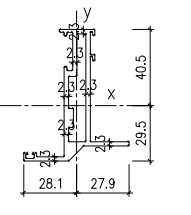
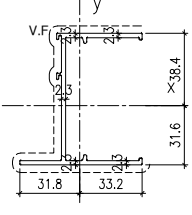
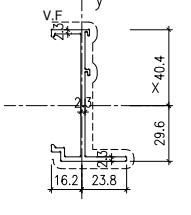
JOB NO. : J-856
PROJECT : PROPOSED DEVELOPMENT ABOVE LIGHT RAIL TIN WING STOP, TSWTL NO.23, AREA 33, TIN SHUI WAI, N.T.

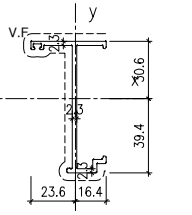
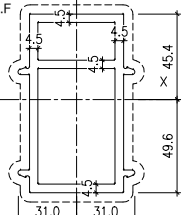
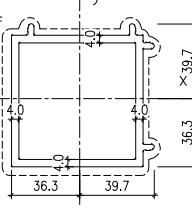
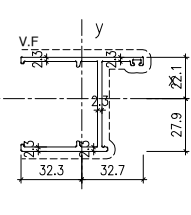
TITLE : GENERAL NOTES FOR ALUM. WINDOW

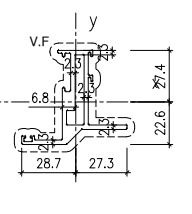
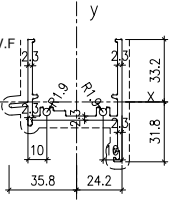
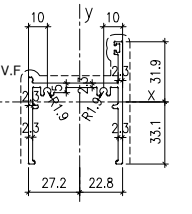
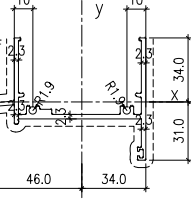
DATE : 18-Aug-22 SCALE : 1:3
DRAWN BY : Ivan CHECKED BY :

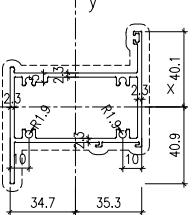
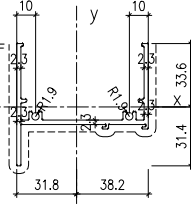
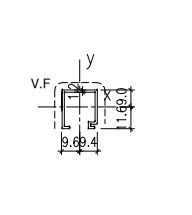
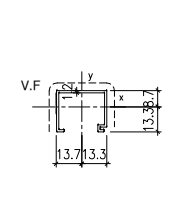
美特鋁質有限公司
MIDI ALUMINIUM FABRICATOR LTD.
Units 6-8, Sunray Industrial Centre, 1/F
610 Cha Kwo Ling Road, Kowloon
Tel: 23489211-4 Fax: (852) 2727666






DWG NO. : J856-SD-PW-GN02 REV. : D

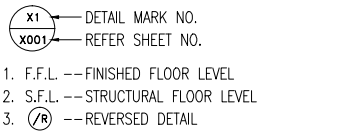
PROPERTIES	PROPERTIES	PROPERTIES	PROPERTIES																																																																																																																																
MEMBER : AW-01 GRADE : 6063-T6 FINISH : PVF2 3-COATING  <table border="1"> <thead> <tr> <th>REGIONS</th> <th>VALUES</th> </tr> </thead> <tbody> <tr><td>Area (mm²)</td><td>423.3</td></tr> <tr><td>Perimeter (mm)</td><td>362.8</td></tr> <tr><td>Bounding Box - X (mm)</td><td>-33.3 to 31.7</td></tr> <tr><td>Bounding Box - Y (mm)</td><td>-36.7 to 31.3</td></tr> <tr><td>Centroid - X (mm)</td><td>0.0</td></tr> <tr><td>Centroid - Y (mm)</td><td>0.0</td></tr> <tr><td>Moments of inertia - X (mm⁴)</td><td>357316.8</td></tr> <tr><td>Moments of inertia - Y (mm⁴)</td><td>99194.2</td></tr> <tr><td>Product of inertia - XY (mm⁴)</td><td>-35402.6</td></tr> <tr><td>Radius of gyration - X (mm)</td><td>29.1</td></tr> <tr><td>Radius of gyration - Y (mm)</td><td>15.4</td></tr> <tr><td>Principal moments along X-Y (mm⁴)</td><td>362094.6 along [1.0 -0.1]</td></tr> <tr><td>Principal moments along Y-X (mm⁴)</td><td>95036.1 along [0.1 1.0]</td></tr> <tr><td>Elastic Modulus - Zx (mm²)</td><td>I / y-max= 5225.1</td></tr> <tr><td>Elastic Modulus - Zy (mm²)</td><td>I / x-max= 2994.2</td></tr> </tbody> </table>	REGIONS	VALUES	Area (mm ²)	423.3	Perimeter (mm)	362.8	Bounding Box - X (mm)	-33.3 to 31.7	Bounding Box - Y (mm)	-36.7 to 31.3	Centroid - X (mm)	0.0	Centroid - Y (mm)	0.0	Moments of inertia - X (mm ⁴)	357316.8	Moments of inertia - Y (mm ⁴)	99194.2	Product of inertia - XY (mm ⁴)	-35402.6	Radius of gyration - X (mm)	29.1	Radius of gyration - Y (mm)	15.4	Principal moments along X-Y (mm ⁴)	362094.6 along [1.0 -0.1]	Principal moments along Y-X (mm ⁴)	95036.1 along [0.1 1.0]	Elastic Modulus - Zx (mm ²)	I / y-max= 5225.1	Elastic Modulus - Zy (mm ²)	I / x-max= 2994.2	MEMBER : AW-02 GRADE : 6063-T6 FINISH : PVF2 3-COATING  <table border="1"> <thead> <tr> <th>REGIONS</th> <th>VALUES</th> </tr> </thead> <tbody> <tr><td>Area (mm²)</td><td>536.89</td></tr> <tr><td>Perimeter (mm)</td><td>433.29</td></tr> <tr><td>Bounding Box - X (mm)</td><td>-28.1 to 27.9</td></tr> <tr><td>Bounding Box - Y (mm)</td><td>-29.5 to 40.5</td></tr> <tr><td>Centroid - X (mm)</td><td>0.00</td></tr> <tr><td>Centroid - Y (mm)</td><td>0.00</td></tr> <tr><td>Moments of inertia - X (mm⁴)</td><td>274762.71</td></tr> <tr><td>Moments of inertia - Y (mm⁴)</td><td>45971.70</td></tr> <tr><td>Product of inertia - XY (mm⁴)</td><td>-21427.90</td></tr> <tr><td>Radius of gyration - X (mm)</td><td>22.63</td></tr> <tr><td>Radius of gyration - Y (mm)</td><td>9.38</td></tr> <tr><td>Principal moments along X-Y (mm⁴)</td><td>276752.29 along [1.00 -0.09]</td></tr> <tr><td>Principal moments along Y-X (mm⁴)</td><td>43982.13 along [0.09 1.00]</td></tr> <tr><td>Elastic Modulus - Zx (mm²)</td><td>I / y-max= 6184.15</td></tr> <tr><td>Elastic Modulus - Zy (mm²)</td><td>I / x-max= 1635.55</td></tr> </tbody> </table>	REGIONS	VALUES	Area (mm ²)	536.89	Perimeter (mm)	433.29	Bounding Box - X (mm)	-28.1 to 27.9	Bounding Box - Y (mm)	-29.5 to 40.5	Centroid - X (mm)	0.00	Centroid - Y (mm)	0.00	Moments of inertia - X (mm ⁴)	274762.71	Moments of inertia - Y (mm ⁴)	45971.70	Product of inertia - XY (mm ⁴)	-21427.90	Radius of gyration - X (mm)	22.63	Radius of gyration - Y (mm)	9.38	Principal moments along X-Y (mm ⁴)	276752.29 along [1.00 -0.09]	Principal moments along Y-X (mm ⁴)	43982.13 along [0.09 1.00]	Elastic Modulus - Zx (mm ²)	I / y-max= 6184.15	Elastic Modulus - Zy (mm ²)	I / x-max= 1635.55	MEMBER : AW-03 GRADE : 6063-T6 FINISH : PVF2 3-COATING  <table border="1"> <thead> <tr> <th>REGIONS</th> <th>VALUES</th> </tr> </thead> <tbody> <tr><td>Area (mm²)</td><td>424.6</td></tr> <tr><td>Perimeter (mm)</td><td>362.3</td></tr> <tr><td>Bounding Box - X (mm)</td><td>-31.8 to 33.2</td></tr> <tr><td>Bounding Box - Y (mm)</td><td>-31.6 to 38.4</td></tr> <tr><td>Centroid - X (mm)</td><td>0.0</td></tr> <tr><td>Centroid - Y (mm)</td><td>0.0</td></tr> <tr><td>Moments of inertia - X (mm⁴)</td><td>350773.2</td></tr> <tr><td>Moments of inertia - Y (mm⁴)</td><td>67852.3</td></tr> <tr><td>Product of inertia - XY (mm⁴)</td><td>-32708.7</td></tr> <tr><td>Radius of gyration - X (mm)</td><td>28.9</td></tr> <tr><td>Radius of gyration - Y (mm)</td><td>15.9</td></tr> <tr><td>Principal moments along X-Y (mm⁴)</td><td>359147.4 along [1.0 -0.1]</td></tr> <tr><td>Principal moments along Y-X (mm⁴)</td><td>63761.2 along [0.1 1.0]</td></tr> <tr><td>Elastic Modulus - Zx (mm²)</td><td>I / y-max= 5225.8</td></tr> <tr><td>Elastic Modulus - Zy (mm²)</td><td>I / x-max= 2944.1</td></tr> </tbody> </table>	REGIONS	VALUES	Area (mm ²)	424.6	Perimeter (mm)	362.3	Bounding Box - X (mm)	-31.8 to 33.2	Bounding Box - Y (mm)	-31.6 to 38.4	Centroid - X (mm)	0.0	Centroid - Y (mm)	0.0	Moments of inertia - X (mm ⁴)	350773.2	Moments of inertia - Y (mm ⁴)	67852.3	Product of inertia - XY (mm ⁴)	-32708.7	Radius of gyration - X (mm)	28.9	Radius of gyration - Y (mm)	15.9	Principal moments along X-Y (mm ⁴)	359147.4 along [1.0 -0.1]	Principal moments along Y-X (mm ⁴)	63761.2 along [0.1 1.0]	Elastic Modulus - Zx (mm ²)	I / y-max= 5225.8	Elastic Modulus - Zy (mm ²)	I / x-max= 2944.1	MEMBER : AW-04 GRADE : 6063-T6 FINISH : PVF2 3-COATING  <table border="1"> <thead> <tr> <th>REGIONS</th> <th>VALUES</th> </tr> </thead> <tbody> <tr><td>Area (mm²)</td><td>309.3</td></tr> <tr><td>Perimeter (mm)</td><td>290.8</td></tr> <tr><td>Bounding Box - X (mm)</td><td>-16.2 to 23.8</td></tr> <tr><td>Bounding Box - Y (mm)</td><td>-29.6 to 40.4</td></tr> <tr><td>Centroid - X (mm)</td><td>0.0</td></tr> <tr><td>Centroid - Y (mm)</td><td>0.0</td></tr> <tr><td>Moments of inertia - X (mm⁴)</td><td>214126.7</td></tr> <tr><td>Moments of inertia - Y (mm⁴)</td><td>3232.2</td></tr> <tr><td>Product of inertia - XY (mm⁴)</td><td>19168.9</td></tr> <tr><td>Radius of gyration - X (mm)</td><td>28.3</td></tr> <tr><td>Radius of gyration - Y (mm)</td><td>7.9</td></tr> <tr><td>Principal moments along X-Y (mm⁴)</td><td>215994.2 along [1.0 0.1]</td></tr> <tr><td>Principal moments along Y-X (mm⁴)</td><td>17362.8 along [-0.1 1.0]</td></tr> <tr><td>Elastic Modulus - Zx (mm²)</td><td>I / y-max= 5277.4</td></tr> <tr><td>Elastic Modulus - Zy (mm²)</td><td>I / x-max= 809.0</td></tr> </tbody> </table>	REGIONS	VALUES	Area (mm ²)	309.3	Perimeter (mm)	290.8	Bounding Box - X (mm)	-16.2 to 23.8	Bounding Box - Y (mm)	-29.6 to 40.4	Centroid - X (mm)	0.0	Centroid - Y (mm)	0.0	Moments of inertia - X (mm ⁴)	214126.7	Moments of inertia - Y (mm ⁴)	3232.2	Product of inertia - XY (mm ⁴)	19168.9	Radius of gyration - X (mm)	28.3	Radius of gyration - Y (mm)	7.9	Principal moments along X-Y (mm ⁴)	215994.2 along [1.0 0.1]	Principal moments along Y-X (mm ⁴)	17362.8 along [-0.1 1.0]	Elastic Modulus - Zx (mm ²)	I / y-max= 5277.4	Elastic Modulus - Zy (mm ²)	I / x-max= 809.0
REGIONS	VALUES																																																																																																																																		
Area (mm ²)	423.3																																																																																																																																		
Perimeter (mm)	362.8																																																																																																																																		
Bounding Box - X (mm)	-33.3 to 31.7																																																																																																																																		
Bounding Box - Y (mm)	-36.7 to 31.3																																																																																																																																		
Centroid - X (mm)	0.0																																																																																																																																		
Centroid - Y (mm)	0.0																																																																																																																																		
Moments of inertia - X (mm ⁴)	357316.8																																																																																																																																		
Moments of inertia - Y (mm ⁴)	99194.2																																																																																																																																		
Product of inertia - XY (mm ⁴)	-35402.6																																																																																																																																		
Radius of gyration - X (mm)	29.1																																																																																																																																		
Radius of gyration - Y (mm)	15.4																																																																																																																																		
Principal moments along X-Y (mm ⁴)	362094.6 along [1.0 -0.1]																																																																																																																																		
Principal moments along Y-X (mm ⁴)	95036.1 along [0.1 1.0]																																																																																																																																		
Elastic Modulus - Zx (mm ²)	I / y-max= 5225.1																																																																																																																																		
Elastic Modulus - Zy (mm ²)	I / x-max= 2994.2																																																																																																																																		
REGIONS	VALUES																																																																																																																																		
Area (mm ²)	536.89																																																																																																																																		
Perimeter (mm)	433.29																																																																																																																																		
Bounding Box - X (mm)	-28.1 to 27.9																																																																																																																																		
Bounding Box - Y (mm)	-29.5 to 40.5																																																																																																																																		
Centroid - X (mm)	0.00																																																																																																																																		
Centroid - Y (mm)	0.00																																																																																																																																		
Moments of inertia - X (mm ⁴)	274762.71																																																																																																																																		
Moments of inertia - Y (mm ⁴)	45971.70																																																																																																																																		
Product of inertia - XY (mm ⁴)	-21427.90																																																																																																																																		
Radius of gyration - X (mm)	22.63																																																																																																																																		
Radius of gyration - Y (mm)	9.38																																																																																																																																		
Principal moments along X-Y (mm ⁴)	276752.29 along [1.00 -0.09]																																																																																																																																		
Principal moments along Y-X (mm ⁴)	43982.13 along [0.09 1.00]																																																																																																																																		
Elastic Modulus - Zx (mm ²)	I / y-max= 6184.15																																																																																																																																		
Elastic Modulus - Zy (mm ²)	I / x-max= 1635.55																																																																																																																																		
REGIONS	VALUES																																																																																																																																		
Area (mm ²)	424.6																																																																																																																																		
Perimeter (mm)	362.3																																																																																																																																		
Bounding Box - X (mm)	-31.8 to 33.2																																																																																																																																		
Bounding Box - Y (mm)	-31.6 to 38.4																																																																																																																																		
Centroid - X (mm)	0.0																																																																																																																																		
Centroid - Y (mm)	0.0																																																																																																																																		
Moments of inertia - X (mm ⁴)	350773.2																																																																																																																																		
Moments of inertia - Y (mm ⁴)	67852.3																																																																																																																																		
Product of inertia - XY (mm ⁴)	-32708.7																																																																																																																																		
Radius of gyration - X (mm)	28.9																																																																																																																																		
Radius of gyration - Y (mm)	15.9																																																																																																																																		
Principal moments along X-Y (mm ⁴)	359147.4 along [1.0 -0.1]																																																																																																																																		
Principal moments along Y-X (mm ⁴)	63761.2 along [0.1 1.0]																																																																																																																																		
Elastic Modulus - Zx (mm ²)	I / y-max= 5225.8																																																																																																																																		
Elastic Modulus - Zy (mm ²)	I / x-max= 2944.1																																																																																																																																		
REGIONS	VALUES																																																																																																																																		
Area (mm ²)	309.3																																																																																																																																		
Perimeter (mm)	290.8																																																																																																																																		
Bounding Box - X (mm)	-16.2 to 23.8																																																																																																																																		
Bounding Box - Y (mm)	-29.6 to 40.4																																																																																																																																		
Centroid - X (mm)	0.0																																																																																																																																		
Centroid - Y (mm)	0.0																																																																																																																																		
Moments of inertia - X (mm ⁴)	214126.7																																																																																																																																		
Moments of inertia - Y (mm ⁴)	3232.2																																																																																																																																		
Product of inertia - XY (mm ⁴)	19168.9																																																																																																																																		
Radius of gyration - X (mm)	28.3																																																																																																																																		
Radius of gyration - Y (mm)	7.9																																																																																																																																		
Principal moments along X-Y (mm ⁴)	215994.2 along [1.0 0.1]																																																																																																																																		
Principal moments along Y-X (mm ⁴)	17362.8 along [-0.1 1.0]																																																																																																																																		
Elastic Modulus - Zx (mm ²)	I / y-max= 5277.4																																																																																																																																		
Elastic Modulus - Zy (mm ²)	I / x-max= 809.0																																																																																																																																		

PROPERTIES	PROPERTIES	PROPERTIES	PROPERTIES																																																																																																																																
MEMBER : AW-05 GRADE : 6063-T6 FINISH : PVF2 3-COATING  <table border="1"> <thead> <tr> <th>REGIONS</th> <th>VALUES</th> </tr> </thead> <tbody> <tr><td>Area (mm²)</td><td>308.0</td></tr> <tr><td>Perimeter (mm)</td><td>281.3</td></tr> <tr><td>Bounding Box - X (mm)</td><td>-23.6 to 16.4</td></tr> <tr><td>Bounding Box - Y (mm)</td><td>-39.4 to 30.6</td></tr> <tr><td>Centroid - X (mm)</td><td>0.0</td></tr> <tr><td>Centroid - Y (mm)</td><td>0.0</td></tr> <tr><td>Moments of inertia - X (mm⁴)</td><td>22251.8</td></tr> <tr><td>Moments of inertia - Y (mm⁴)</td><td>29473.1</td></tr> <tr><td>Product of inertia - XY (mm⁴)</td><td>2448.9</td></tr> <tr><td>Radius of gyration - X (mm)</td><td>26.7</td></tr> <tr><td>Radius of gyration - Y (mm)</td><td>8.2</td></tr> <tr><td>Principal moments along X-Y (mm⁴)</td><td>22324.2 along [1.0 0.1]</td></tr> <tr><td>Principal moments along Y-X (mm⁴)</td><td>17521.9 along [-0.1 1.0]</td></tr> <tr><td>Elastic Modulus - Zx (mm²)</td><td>I / y-max= 5062.5</td></tr> <tr><td>Elastic Modulus - Zy (mm²)</td><td>I / x-max= 2994.2</td></tr> </tbody> </table>	REGIONS	VALUES	Area (mm ²)	308.0	Perimeter (mm)	281.3	Bounding Box - X (mm)	-23.6 to 16.4	Bounding Box - Y (mm)	-39.4 to 30.6	Centroid - X (mm)	0.0	Centroid - Y (mm)	0.0	Moments of inertia - X (mm ⁴)	22251.8	Moments of inertia - Y (mm ⁴)	29473.1	Product of inertia - XY (mm ⁴)	2448.9	Radius of gyration - X (mm)	26.7	Radius of gyration - Y (mm)	8.2	Principal moments along X-Y (mm ⁴)	22324.2 along [1.0 0.1]	Principal moments along Y-X (mm ⁴)	17521.9 along [-0.1 1.0]	Elastic Modulus - Zx (mm ²)	I / y-max= 5062.5	Elastic Modulus - Zy (mm ²)	I / x-max= 2994.2	MEMBER : AW-06 GRADE : 6063-T6 FINISH : PVF2 3-COATING  <table border="1"> <thead> <tr> <th>REGIONS</th> <th>VALUES</th> </tr> </thead> <tbody> <tr><td>Area (mm²)</td><td>1482.0</td></tr> <tr><td>Perimeter (mm)</td><td>651.7</td></tr> <tr><td>Bounding Box - X (mm)</td><td>-31.0 to 31.0</td></tr> <tr><td>Bounding Box - Y (mm)</td><td>-49.6 to 45.4</td></tr> <tr><td>Centroid - X (mm)</td><td>0.0</td></tr> <tr><td>Centroid - Y (mm)</td><td>0.0</td></tr> <tr><td>Moments of inertia - X (mm⁴)</td><td>153370.3</td></tr> <tr><td>Moments of inertia - Y (mm⁴)</td><td>578337.4</td></tr> <tr><td>Product of inertia - XY (mm⁴)</td><td>0.0</td></tr> <tr><td>Radius of gyration - X (mm)</td><td>33.2</td></tr> <tr><td>Radius of gyration - Y (mm)</td><td>18.8</td></tr> <tr><td>Principal moments along X-Y (mm⁴)</td><td>153370.3 along [1.0 0.0]</td></tr> <tr><td>Principal moments along Y-X (mm⁴)</td><td>578337.4 along [0.0 1.0]</td></tr> <tr><td>Elastic Modulus - Zx (mm²)</td><td>I / y-max= 3063.5</td></tr> <tr><td>Elastic Modulus - Zy (mm²)</td><td>I / x-max= 1863.6</td></tr> </tbody> </table>	REGIONS	VALUES	Area (mm ²)	1482.0	Perimeter (mm)	651.7	Bounding Box - X (mm)	-31.0 to 31.0	Bounding Box - Y (mm)	-49.6 to 45.4	Centroid - X (mm)	0.0	Centroid - Y (mm)	0.0	Moments of inertia - X (mm ⁴)	153370.3	Moments of inertia - Y (mm ⁴)	578337.4	Product of inertia - XY (mm ⁴)	0.0	Radius of gyration - X (mm)	33.2	Radius of gyration - Y (mm)	18.8	Principal moments along X-Y (mm ⁴)	153370.3 along [1.0 0.0]	Principal moments along Y-X (mm ⁴)	578337.4 along [0.0 1.0]	Elastic Modulus - Zx (mm ²)	I / y-max= 3063.5	Elastic Modulus - Zy (mm ²)	I / x-max= 1863.6	MEMBER : AW-07 GRADE : 6063-T6 FINISH : PVF2 3-COATING  <table border="1"> <thead> <tr> <th>REGIONS</th> <th>VALUES</th> </tr> </thead> <tbody> <tr><td>Area (mm²)</td><td>1127.2</td></tr> <tr><td>Perimeter (mm)</td><td>361.7</td></tr> <tr><td>Bounding Box - X (mm)</td><td>-36.3 to 39.7</td></tr> <tr><td>Bounding Box - Y (mm)</td><td>-36.3 to 39.7</td></tr> <tr><td>Centroid - X (mm)</td><td>0.0</td></tr> <tr><td>Centroid - Y (mm)</td><td>0.0</td></tr> <tr><td>Moments of inertia - X (mm⁴)</td><td>844759.1</td></tr> <tr><td>Moments of inertia - Y (mm⁴)</td><td>844759.1</td></tr> <tr><td>Product of inertia - XY (mm⁴)</td><td>4654.1</td></tr> <tr><td>Radius of gyration - X (mm)</td><td>27.4</td></tr> <tr><td>Radius of gyration - Y (mm)</td><td>27.4</td></tr> <tr><td>Principal moments along X-Y (mm⁴)</td><td>844764.3 along [0.7 0.7]</td></tr> <tr><td>Principal moments along Y-X (mm⁴)</td><td>84413.4 along [-0.7 0.7]</td></tr> <tr><td>Elastic Modulus - Zx (mm²)</td><td>I / y-max= 21281.8</td></tr> <tr><td>Elastic Modulus - Zy (mm²)</td><td>I / x-max= 21281.8</td></tr> </tbody> </table>	REGIONS	VALUES	Area (mm ²)	1127.2	Perimeter (mm)	361.7	Bounding Box - X (mm)	-36.3 to 39.7	Bounding Box - Y (mm)	-36.3 to 39.7	Centroid - X (mm)	0.0	Centroid - Y (mm)	0.0	Moments of inertia - X (mm ⁴)	844759.1	Moments of inertia - Y (mm ⁴)	844759.1	Product of inertia - XY (mm ⁴)	4654.1	Radius of gyration - X (mm)	27.4	Radius of gyration - Y (mm)	27.4	Principal moments along X-Y (mm ⁴)	844764.3 along [0.7 0.7]	Principal moments along Y-X (mm ⁴)	84413.4 along [-0.7 0.7]	Elastic Modulus - Zx (mm ²)	I / y-max= 21281.8	Elastic Modulus - Zy (mm ²)	I / x-max= 21281.8	MEMBER : AW-08 GRADE : 6063-T6 FINISH : PVF2 3-COATING  <table border="1"> <thead> <tr> <th>REGIONS</th> <th>VALUES</th> </tr> </thead> <tbody> <tr><td>Area (mm²)</td><td>377.3</td></tr> <tr><td>Perimeter (mm)</td><td>342.8</td></tr> <tr><td>Bounding Box - X (mm)</td><td>-22.3 to 32.7</td></tr> <tr><td>Bounding Box - Y (mm)</td><td>-27.9 to 28.1</td></tr> <tr><td>Centroid - X (mm)</td><td>0.0</td></tr> <tr><td>Centroid - Y (mm)</td><td>0.0</td></tr> <tr><td>Moments of inertia - X (mm⁴)</td><td>167602.5</td></tr> <tr><td>Moments of inertia - Y (mm⁴)</td><td>360141.0</td></tr> <tr><td>Product of inertia - XY (mm⁴)</td><td>-2581.0</td></tr> <tr><td>Radius of gyration - X (mm)</td><td>21.1</td></tr> <tr><td>Radius of gyration - Y (mm)</td><td>18.8</td></tr> <tr><td>Principal moments along X-Y (mm⁴)</td><td>176218.7 along [1.0 -0.3]</td></tr> <tr><td>Principal moments along Y-X (mm⁴)</td><td>8797.9 along [0.3 1.0]</td></tr> <tr><td>Elastic Modulus - Zx (mm²)</td><td>I / y-max= 6005.8</td></tr> <tr><td>Elastic Modulus - Zy (mm²)</td><td>I / x-max= 2935.0</td></tr> </tbody> </table>	REGIONS	VALUES	Area (mm ²)	377.3	Perimeter (mm)	342.8	Bounding Box - X (mm)	-22.3 to 32.7	Bounding Box - Y (mm)	-27.9 to 28.1	Centroid - X (mm)	0.0	Centroid - Y (mm)	0.0	Moments of inertia - X (mm ⁴)	167602.5	Moments of inertia - Y (mm ⁴)	360141.0	Product of inertia - XY (mm ⁴)	-2581.0	Radius of gyration - X (mm)	21.1	Radius of gyration - Y (mm)	18.8	Principal moments along X-Y (mm ⁴)	176218.7 along [1.0 -0.3]	Principal moments along Y-X (mm ⁴)	8797.9 along [0.3 1.0]	Elastic Modulus - Zx (mm ²)	I / y-max= 6005.8	Elastic Modulus - Zy (mm ²)	I / x-max= 2935.0
REGIONS	VALUES																																																																																																																																		
Area (mm ²)	308.0																																																																																																																																		
Perimeter (mm)	281.3																																																																																																																																		
Bounding Box - X (mm)	-23.6 to 16.4																																																																																																																																		
Bounding Box - Y (mm)	-39.4 to 30.6																																																																																																																																		
Centroid - X (mm)	0.0																																																																																																																																		
Centroid - Y (mm)	0.0																																																																																																																																		
Moments of inertia - X (mm ⁴)	22251.8																																																																																																																																		
Moments of inertia - Y (mm ⁴)	29473.1																																																																																																																																		
Product of inertia - XY (mm ⁴)	2448.9																																																																																																																																		
Radius of gyration - X (mm)	26.7																																																																																																																																		
Radius of gyration - Y (mm)	8.2																																																																																																																																		
Principal moments along X-Y (mm ⁴)	22324.2 along [1.0 0.1]																																																																																																																																		
Principal moments along Y-X (mm ⁴)	17521.9 along [-0.1 1.0]																																																																																																																																		
Elastic Modulus - Zx (mm ²)	I / y-max= 5062.5																																																																																																																																		
Elastic Modulus - Zy (mm ²)	I / x-max= 2994.2																																																																																																																																		
REGIONS	VALUES																																																																																																																																		
Area (mm ²)	1482.0																																																																																																																																		
Perimeter (mm)	651.7																																																																																																																																		
Bounding Box - X (mm)	-31.0 to 31.0																																																																																																																																		
Bounding Box - Y (mm)	-49.6 to 45.4																																																																																																																																		
Centroid - X (mm)	0.0																																																																																																																																		
Centroid - Y (mm)	0.0																																																																																																																																		
Moments of inertia - X (mm ⁴)	153370.3																																																																																																																																		
Moments of inertia - Y (mm ⁴)	578337.4																																																																																																																																		
Product of inertia - XY (mm ⁴)	0.0																																																																																																																																		
Radius of gyration - X (mm)	33.2																																																																																																																																		
Radius of gyration - Y (mm)	18.8																																																																																																																																		
Principal moments along X-Y (mm ⁴)	153370.3 along [1.0 0.0]																																																																																																																																		
Principal moments along Y-X (mm ⁴)	578337.4 along [0.0 1.0]																																																																																																																																		
Elastic Modulus - Zx (mm ²)	I / y-max= 3063.5																																																																																																																																		
Elastic Modulus - Zy (mm ²)	I / x-max= 1863.6																																																																																																																																		
REGIONS	VALUES																																																																																																																																		
Area (mm ²)	1127.2																																																																																																																																		
Perimeter (mm)	361.7																																																																																																																																		
Bounding Box - X (mm)	-36.3 to 39.7																																																																																																																																		
Bounding Box - Y (mm)	-36.3 to 39.7																																																																																																																																		
Centroid - X (mm)	0.0																																																																																																																																		
Centroid - Y (mm)	0.0																																																																																																																																		
Moments of inertia - X (mm ⁴)	844759.1																																																																																																																																		
Moments of inertia - Y (mm ⁴)	844759.1																																																																																																																																		
Product of inertia - XY (mm ⁴)	4654.1																																																																																																																																		
Radius of gyration - X (mm)	27.4																																																																																																																																		
Radius of gyration - Y (mm)	27.4																																																																																																																																		
Principal moments along X-Y (mm ⁴)	844764.3 along [0.7 0.7]																																																																																																																																		
Principal moments along Y-X (mm ⁴)	84413.4 along [-0.7 0.7]																																																																																																																																		
Elastic Modulus - Zx (mm ²)	I / y-max= 21281.8																																																																																																																																		
Elastic Modulus - Zy (mm ²)	I / x-max= 21281.8																																																																																																																																		
REGIONS	VALUES																																																																																																																																		
Area (mm ²)	377.3																																																																																																																																		
Perimeter (mm)	342.8																																																																																																																																		
Bounding Box - X (mm)	-22.3 to 32.7																																																																																																																																		
Bounding Box - Y (mm)	-27.9 to 28.1																																																																																																																																		
Centroid - X (mm)	0.0																																																																																																																																		
Centroid - Y (mm)	0.0																																																																																																																																		
Moments of inertia - X (mm ⁴)	167602.5																																																																																																																																		
Moments of inertia - Y (mm ⁴)	360141.0																																																																																																																																		
Product of inertia - XY (mm ⁴)	-2581.0																																																																																																																																		
Radius of gyration - X (mm)	21.1																																																																																																																																		
Radius of gyration - Y (mm)	18.8																																																																																																																																		
Principal moments along X-Y (mm ⁴)	176218.7 along [1.0 -0.3]																																																																																																																																		
Principal moments along Y-X (mm ⁴)	8797.9 along [0.3 1.0]																																																																																																																																		
Elastic Modulus - Zx (mm ²)	I / y-max= 6005.8																																																																																																																																		
Elastic Modulus - Zy (mm ²)	I / x-max= 2935.0																																																																																																																																		


PROPERTIES	PROPERTIES	PROPERTIES	PROPERTIES																																																																																																																																
MEMBER : AW-09 GRADE : 6063-T6 FINISH : PVF2 3-COATING  <table border="1"> <thead> <tr> <th>REGIONS</th> <th>VALUES</th> </tr> </thead> <tbody> <tr><td>Area (mm²)</td><td>448.8</td></tr> <tr><td>Perimeter (mm)</td><td>348.6</td></tr> <tr><td>Bounding Box - X (mm)</td><td>-28.7 to 27.3</td></tr> <tr><td>Bounding Box - Y (mm)</td><td>-20.8 to 29.2</td></tr> <tr><td>Centroid - X (mm)</td><td>0.0</td></tr> <tr><td>Centroid - Y (mm)</td><td>0.0</td></tr> <tr><td>Moments of inertia - X (mm⁴)</td><td>109165.9</td></tr> <tr><td>Moments of inertia - Y (mm⁴)</td><td>42726.5</td></tr> <tr><td>Product of inertia - XY (mm⁴)</td><td>-10754.1</td></tr> <tr><td>Radius of gyration - X (mm)</td><td>15.6</td></tr> <tr><td>Radius of gyration - Y (mm)</td><td>9.8</td></tr> <tr><td>Principal moments along X-Y (mm⁴)</td><td>112713.8 along [1.0 -0.3]</td></tr> <tr><td>Principal moments along Y-X (mm⁴)</td><td>39208.7 along [0.2 1.0]</td></tr> <tr><td>Elastic Modulus - Zx (mm²)</td><td>I / y-max= 3734.2</td></tr> <tr><td>Elastic Modulus - Zy (mm²)</td><td>I / x-max= 1933.1</td></tr> </tbody> </table>	REGIONS	VALUES	Area (mm ²)	448.8	Perimeter (mm)	348.6	Bounding Box - X (mm)	-28.7 to 27.3	Bounding Box - Y (mm)	-20.8 to 29.2	Centroid - X (mm)	0.0	Centroid - Y (mm)	0.0	Moments of inertia - X (mm ⁴)	109165.9	Moments of inertia - Y (mm ⁴)	42726.5	Product of inertia - XY (mm ⁴)	-10754.1	Radius of gyration - X (mm)	15.6	Radius of gyration - Y (mm)	9.8	Principal moments along X-Y (mm ⁴)	112713.8 along [1.0 -0.3]	Principal moments along Y-X (mm ⁴)	39208.7 along [0.2 1.0]	Elastic Modulus - Zx (mm ²)	I / y-max= 3734.2	Elastic Modulus - Zy (mm ²)	I / x-max= 1933.1	MEMBER : AW-10 GRADE : 6063-T6 FINISH : PVF2 3-COATING  <table border="1"> <thead> <tr> <th>REGIONS</th> <th>VALUES</th> </tr> </thead> <tbody> <tr><td>Area (mm²)</td><td>448.9</td></tr> <tr><td>Perimeter (mm)</td><td>362.7</td></tr> <tr><td>Bounding Box - X (mm)</td><td>-35.8 to 24.2</td></tr> <tr><td>Bounding Box - Y (mm)</td><td>-31.8 to 33.2</td></tr> <tr><td>Centroid - X (mm)</td><td>0.0</td></tr> <tr><td>Centroid - Y (mm)</td><td>0.0</td></tr> <tr><td>Moments of inertia - X (mm⁴)</td><td>98137.8</td></tr> <tr><td>Moments of inertia - Y (mm⁴)</td><td>197726.5</td></tr> <tr><td>Product of inertia - XY (mm⁴)</td><td>23069.8</td></tr> <tr><td>Radius of gyration - X (mm)</td><td>14.8</td></tr> <tr><td>Radius of gyration - Y (mm)</td><td>21.0</td></tr> <tr><td>Principal moments along X-Y (mm⁴)</td><td>83833.8 along [1.0 -0.2]</td></tr> <tr><td>Principal moments along Y-X (mm⁴)</td><td>202818.5 along [0.2 1.0]</td></tr> <tr><td>Elastic Modulus - Zx (mm²)</td><td>I / y-max= 2969.3</td></tr> <tr><td>Elastic Modulus - Zy (mm²)</td><td>I / x-max= 3831.6</td></tr> </tbody> </table>	REGIONS	VALUES	Area (mm ²)	448.9	Perimeter (mm)	362.7	Bounding Box - X (mm)	-35.8 to 24.2	Bounding Box - Y (mm)	-31.8 to 33.2	Centroid - X (mm)	0.0	Centroid - Y (mm)	0.0	Moments of inertia - X (mm ⁴)	98137.8	Moments of inertia - Y (mm ⁴)	197726.5	Product of inertia - XY (mm ⁴)	23069.8	Radius of gyration - X (mm)	14.8	Radius of gyration - Y (mm)	21.0	Principal moments along X-Y (mm ⁴)	83833.8 along [1.0 -0.2]	Principal moments along Y-X (mm ⁴)	202818.5 along [0.2 1.0]	Elastic Modulus - Zx (mm ²)	I / y-max= 2969.3	Elastic Modulus - Zy (mm ²)	I / x-max= 3831.6	MEMBER : AW-11 GRADE : 6063-T6 FINISH : PVF2 3-COATING  <table border="1"> <thead> <tr> <th>REGIONS</th> <th>VALUES</th> </tr> </thead> <tbody> <tr><td>Area (mm²)</td><td>429.3</td></tr> <tr><td>Perimeter (mm)</td><td>317.3</td></tr> <tr><td>Bounding Box - X (mm)</td><td>-27.2 to 22.8</td></tr> <tr><td>Bounding Box - Y (mm)</td><td>-31.9 to 31.9</td></tr> <tr><td>Centroid - X (mm)</td><td>0.0</td></tr> <tr><td>Centroid - Y (mm)</td><td>0.0</td></tr> <tr><td>Moments of inertia - X (mm⁴)</td><td>58066.4</td></tr> <tr><td>Moments of inertia - Y (mm⁴)</td><td>178136.4</td></tr> <tr><td>Product of inertia - XY (mm⁴)</td><td>-24198.1</td></tr> <tr><td>Radius of gyration - X (mm)</td><td>15.1</td></tr> <tr><td>Radius of gyration - Y (mm)</td><td>20.4</td></tr> <tr><td>Principal moments along X-Y (mm⁴)</td><td>51322.5 along [1.0 0.3]</td></tr> <tr><td>Principal moments along Y-X (mm⁴)</td><td>184883.3 along [-0.3 1.0]</td></tr> <tr><td>Elastic Modulus - Zx (mm²)</td><td>I / y-max= 2964.3</td></tr> <tr><td>Elastic Modulus - Zy (mm²)</td><td>I / x-max= 4537.5</td></tr> </tbody> </table>	REGIONS	VALUES	Area (mm ²)	429.3	Perimeter (mm)	317.3	Bounding Box - X (mm)	-27.2 to 22.8	Bounding Box - Y (mm)	-31.9 to 31.9	Centroid - X (mm)	0.0	Centroid - Y (mm)	0.0	Moments of inertia - X (mm ⁴)	58066.4	Moments of inertia - Y (mm ⁴)	178136.4	Product of inertia - XY (mm ⁴)	-24198.1	Radius of gyration - X (mm)	15.1	Radius of gyration - Y (mm)	20.4	Principal moments along X-Y (mm ⁴)	51322.5 along [1.0 0.3]	Principal moments along Y-X (mm ⁴)	184883.3 along [-0.3 1.0]	Elastic Modulus - Zx (mm ²)	I / y-max= 2964.3	Elastic Modulus - Zy (mm ²)	I / x-max= 4537.5	MEMBER : AW-12 GRADE : 6063-T6 FINISH : PVF2 3-COATING  <table border="1"> <thead> <tr> <th>REGIONS</th> <th>VALUES</th> </tr> </thead> <tbody> <tr><td>Area (mm²)</td><td>494.9</td></tr> <tr><td>Perimeter (mm)</td><td>432.7</td></tr> <tr><td>Bounding Box - X (mm)</td><td>-46.0 to 34.0</td></tr> <tr><td>Bounding Box - Y (mm)</td><td>-31.0 to 34.0</td></tr> <tr><td>Centroid - X (mm)</td><td>0.0</td></tr> <tr><td>Centroid - Y (mm)</td><td>0.0</td></tr> <tr><td>Moments of inertia - X (mm⁴)</td><td>101307.0</td></tr> <tr><td>Moments of inertia - Y (mm⁴)</td><td>421904.4</td></tr> <tr><td>Product of inertia - XY (mm⁴)</td><td>-19981.0</td></tr> <tr><td>Radius of gyration - X (mm)</td><td>14.3</td></tr> <tr><td>Radius of gyration - Y (mm)</td><td>29.2</td></tr> <tr><td>Principal moments along X-Y (mm⁴)</td><td>88148.1 along [1.0 -0.1]</td></tr> <tr><td>Principal moments along Y-X (mm⁴)</td><td>420493.9 along [0.1 1.0]</td></tr> <tr><td>Elastic Modulus - Zx (mm²)</td><td>I / y-max= 2982.2</td></tr> <tr><td>Elastic Modulus - Zy (mm²)</td><td>I / x-max= 8178.6</td></tr> </tbody> </table>	REGIONS	VALUES	Area (mm ²)	494.9	Perimeter (mm)	432.7	Bounding Box - X (mm)	-46.0 to 34.0	Bounding Box - Y (mm)	-31.0 to 34.0	Centroid - X (mm)	0.0	Centroid - Y (mm)	0.0	Moments of inertia - X (mm ⁴)	101307.0	Moments of inertia - Y (mm ⁴)	421904.4	Product of inertia - XY (mm ⁴)	-19981.0	Radius of gyration - X (mm)	14.3	Radius of gyration - Y (mm)	29.2	Principal moments along X-Y (mm ⁴)	88148.1 along [1.0 -0.1]	Principal moments along Y-X (mm ⁴)	420493.9 along [0.1 1.0]	Elastic Modulus - Zx (mm ²)	I / y-max= 2982.2	Elastic Modulus - Zy (mm ²)	I / x-max= 8178.6
REGIONS	VALUES																																																																																																																																		
Area (mm ²)	448.8																																																																																																																																		
Perimeter (mm)	348.6																																																																																																																																		
Bounding Box - X (mm)	-28.7 to 27.3																																																																																																																																		
Bounding Box - Y (mm)	-20.8 to 29.2																																																																																																																																		
Centroid - X (mm)	0.0																																																																																																																																		
Centroid - Y (mm)	0.0																																																																																																																																		
Moments of inertia - X (mm ⁴)	109165.9																																																																																																																																		
Moments of inertia - Y (mm ⁴)	42726.5																																																																																																																																		
Product of inertia - XY (mm ⁴)	-10754.1																																																																																																																																		
Radius of gyration - X (mm)	15.6																																																																																																																																		
Radius of gyration - Y (mm)	9.8																																																																																																																																		
Principal moments along X-Y (mm ⁴)	112713.8 along [1.0 -0.3]																																																																																																																																		
Principal moments along Y-X (mm ⁴)	39208.7 along [0.2 1.0]																																																																																																																																		
Elastic Modulus - Zx (mm ²)	I / y-max= 3734.2																																																																																																																																		
Elastic Modulus - Zy (mm ²)	I / x-max= 1933.1																																																																																																																																		
REGIONS	VALUES																																																																																																																																		
Area (mm ²)	448.9																																																																																																																																		
Perimeter (mm)	362.7																																																																																																																																		
Bounding Box - X (mm)	-35.8 to 24.2																																																																																																																																		
Bounding Box - Y (mm)	-31.8 to 33.2																																																																																																																																		
Centroid - X (mm)	0.0																																																																																																																																		
Centroid - Y (mm)	0.0																																																																																																																																		
Moments of inertia - X (mm ⁴)	98137.8																																																																																																																																		
Moments of inertia - Y (mm ⁴)	197726.5																																																																																																																																		
Product of inertia - XY (mm ⁴)	23069.8																																																																																																																																		
Radius of gyration - X (mm)	14.8																																																																																																																																		
Radius of gyration - Y (mm)	21.0																																																																																																																																		
Principal moments along X-Y (mm ⁴)	83833.8 along [1.0 -0.2]																																																																																																																																		
Principal moments along Y-X (mm ⁴)	202818.5 along [0.2 1.0]																																																																																																																																		
Elastic Modulus - Zx (mm ²)	I / y-max= 2969.3																																																																																																																																		
Elastic Modulus - Zy (mm ²)	I / x-max= 3831.6																																																																																																																																		
REGIONS	VALUES																																																																																																																																		
Area (mm ²)	429.3																																																																																																																																		
Perimeter (mm)	317.3																																																																																																																																		
Bounding Box - X (mm)	-27.2 to 22.8																																																																																																																																		
Bounding Box - Y (mm)	-31.9 to 31.9																																																																																																																																		
Centroid - X (mm)	0.0																																																																																																																																		
Centroid - Y (mm)	0.0																																																																																																																																		
Moments of inertia - X (mm ⁴)	58066.4																																																																																																																																		
Moments of inertia - Y (mm ⁴)	178136.4																																																																																																																																		
Product of inertia - XY (mm ⁴)	-24198.1																																																																																																																																		
Radius of gyration - X (mm)	15.1																																																																																																																																		
Radius of gyration - Y (mm)	20.4																																																																																																																																		
Principal moments along X-Y (mm ⁴)	51322.5 along [1.0 0.3]																																																																																																																																		
Principal moments along Y-X (mm ⁴)	184883.3 along [-0.3 1.0]																																																																																																																																		
Elastic Modulus - Zx (mm ²)	I / y-max= 2964.3																																																																																																																																		
Elastic Modulus - Zy (mm ²)	I / x-max= 4537.5																																																																																																																																		
REGIONS	VALUES																																																																																																																																		
Area (mm ²)	494.9																																																																																																																																		
Perimeter (mm)	432.7																																																																																																																																		
Bounding Box - X (mm)	-46.0 to 34.0																																																																																																																																		
Bounding Box - Y (mm)	-31.0 to 34.0																																																																																																																																		
Centroid - X (mm)	0.0																																																																																																																																		
Centroid - Y (mm)	0.0																																																																																																																																		
Moments of inertia - X (mm ⁴)	101307.0																																																																																																																																		
Moments of inertia - Y (mm ⁴)	421904.4																																																																																																																																		
Product of inertia - XY (mm ⁴)	-19981.0																																																																																																																																		
Radius of gyration - X (mm)	14.3																																																																																																																																		
Radius of gyration - Y (mm)	29.2																																																																																																																																		
Principal moments along X-Y (mm ⁴)	88148.1 along [1.0 -0.1]																																																																																																																																		
Principal moments along Y-X (mm ⁴)	420493.9 along [0.1 1.0]																																																																																																																																		
Elastic Modulus - Zx (mm ²)	I / y-max= 2982.2																																																																																																																																		
Elastic Modulus - Zy (mm ²)	I / x-max= 8178.6																																																																																																																																		

PROPERTIES	PROPERTIES	PROPERTIES	PROPERTIES																																																																																																																																
MEMBER : AW-13 GRADE : 6063-T6 FINISH : PVF2 3-COATING  <table border="1"> <thead> <tr> <th>REGIONS</th> <th>VALUES</th> </tr> </thead> <tbody> <tr><td>Area (mm²)</td><td>678.4</td></tr> <tr><td>Perimeter (mm)</td><td>594.3</td></tr> <tr><td>Bounding Box - X (mm)</td><td>-34.7 to 35.3</td></tr> <tr><td>Bounding Box - Y (mm)</td><td>-40.9 to 40.1</td></tr> <tr><td>Centroid - X (mm)</td><td>0.0</td></tr> <tr><td>Centroid - Y (mm)</td><td>0.0</td></tr> <tr><td>Moments of inertia - X (mm⁴)</td><td>23867.9</td></tr> <tr><td>Moments of inertia - Y (mm⁴)</td><td>48257.4</td></tr> <tr><td>Product of inertia - XY (mm⁴)</td><td>-80159.1</td></tr> <tr><td>Radius of gyration - X (mm)</td><td>15.6</td></tr> <tr><td>Radius of gyration - Y (mm)</td><td>26.7</td></tr> <tr><td>Principal moments along X-Y (mm⁴)</td><td>201888.4 along [1.0 0.3]</td></tr> <tr><td>Principal moments along Y-X (mm⁴)</td><td>51304.8 along [-0.3 1.0]</td></tr> <tr><td>Elastic Modulus - Zx (mm²)</td><td>I / y-max= 5437.1</td></tr> <tr><td>Elastic Modulus - Zy (mm²)</td><td>I / x-max= 13718.9</td></tr> </tbody> </table>	REGIONS	VALUES	Area (mm ²)	678.4	Perimeter (mm)	594.3	Bounding Box - X (mm)	-34.7 to 35.3	Bounding Box - Y (mm)	-40.9 to 40.1	Centroid - X (mm)	0.0	Centroid - Y (mm)	0.0	Moments of inertia - X (mm ⁴)	23867.9	Moments of inertia - Y (mm ⁴)	48257.4	Product of inertia - XY (mm ⁴)	-80159.1	Radius of gyration - X (mm)	15.6	Radius of gyration - Y (mm)	26.7	Principal moments along X-Y (mm ⁴)	201888.4 along [1.0 0.3]	Principal moments along Y-X (mm ⁴)	51304.8 along [-0.3 1.0]	Elastic Modulus - Zx (mm ²)	I / y-max= 5437.1	Elastic Modulus - Zy (mm ²)	I / x-max= 13718.9	MEMBER : AW-14 GRADE : 6063-T6 FINISH : PVF2 3-COATING  <table border="1"> <thead> <tr> <th>REGIONS</th> <th>VALUES</th> </tr> </thead> <tbody> <tr><td>Area (mm²)</td><td>438.1</td></tr> <tr><td>Perimeter (mm)</td><td>411.6</td></tr> <tr><td>Bounding Box - X (mm)</td><td>-31.8 to 38.2</td></tr> <tr><td>Bounding Box - Y (mm)</td><td>-31.4 to 35.6</td></tr> <tr><td>Centroid - X (mm)</td><td>0.0</td></tr> <tr><td>Centroid - Y (mm)</td><td>0.0</td></tr> <tr><td>Moments of inertia - X (mm⁴)</td><td>98817.7</td></tr> <tr><td>Moments of inertia - Y (mm⁴)</td><td>377224.7</td></tr> <tr><td>Product of inertia - XY (mm⁴)</td><td>-32123.1</td></tr> <tr><td>Radius of gyration - X (mm)</td><td>14.3</td></tr> <tr><td>Radius of gyration - Y (mm)</td><td>28.7</td></tr> <tr><td>Principal moments along X-Y (mm⁴)</td><td>95179.1 along [1.0 0.1]</td></tr> <tr><td>Principal moments along Y-X (mm⁴)</td><td>362843.3 along [-0.1 1.0]</td></tr> <tr><td>Elastic Modulus - Zx (mm²)</td><td>I / y-max= 2928.0</td></tr> <tr><td>Elastic Modulus - Zy (mm²)</td><td>I / x-max= 9878.0</td></tr> </tbody> </table>	REGIONS	VALUES	Area (mm ²)	438.1	Perimeter (mm)	411.6	Bounding Box - X (mm)	-31.8 to 38.2	Bounding Box - Y (mm)	-31.4 to 35.6	Centroid - X (mm)	0.0	Centroid - Y (mm)	0.0	Moments of inertia - X (mm ⁴)	98817.7	Moments of inertia - Y (mm ⁴)	377224.7	Product of inertia - XY (mm ⁴)	-32123.1	Radius of gyration - X (mm)	14.3	Radius of gyration - Y (mm)	28.7	Principal moments along X-Y (mm ⁴)	95179.1 along [1.0 0.1]	Principal moments along Y-X (mm ⁴)	362843.3 along [-0.1 1.0]	Elastic Modulus - Zx (mm ²)	I / y-max= 2928.0	Elastic Modulus - Zy (mm ²)	I / x-max= 9878.0	MEMBER : AW-15 GRADE : 6063-T6 FINISH : PVF2 3-COATING  <table border="1"> <thead> <tr> <th>REGIONS</th> <th>VALUES</th> </tr> </thead> <tbody> <tr><td>Area (mm²)</td><td>80.74</td></tr> <tr><td>Perimeter (mm)</td><td>140.64</td></tr> <tr><td>Bounding Box - X (mm)</td><td>-9.61 to 9.39</td></tr> <tr><td>Bounding Box - Y (mm)</td><td>-11.63 to 8.97</td></tr> <tr><td>Centroid - X (mm)</td><td>0.00</td></tr> <tr><td>Centroid - Y (mm)</td><td>0.00</td></tr> <tr><td>Moments of inertia - X (mm⁴)</td><td>4271.37</td></tr> <tr><td>Moments of inertia - Y (mm⁴)</td><td>4465.83</td></tr> <tr><td>Product of inertia - XY (mm⁴)</td><td>103.97</td></tr> <tr><td>Radius of gyration - X (mm)</td><td>14.3</td></tr> <tr><td>Radius of gyration - Y (mm)</td><td>14.3</td></tr> <tr><td>Principal moments along X-Y (mm⁴)</td><td>4245.84 along [0.97 -0.24]</td></tr> <tr><td>Principal moments along Y-X (mm⁴)</td><td>4691.55 along [0.24 0.97]</td></tr> <tr><td>Elastic Modulus - Zx (mm²)</td><td>I / y-max= 567.27</td></tr> <tr><td>Elastic Modulus - Zy (mm²)</td><td>I / x-max= 485.33</td></tr> </tbody> </table>	REGIONS	VALUES	Area (mm ²)	80.74	Perimeter (mm)	140.64	Bounding Box - X (mm)	-9.61 to 9.39	Bounding Box - Y (mm)	-11.63 to 8.97	Centroid - X (mm)	0.00	Centroid - Y (mm)	0.00	Moments of inertia - X (mm ⁴)	4271.37	Moments of inertia - Y (mm ⁴)	4465.83	Product of inertia - XY (mm ⁴)	103.97	Radius of gyration - X (mm)	14.3	Radius of gyration - Y (mm)	14.3	Principal moments along X-Y (mm ⁴)	4245.84 along [0.97 -0.24]	Principal moments along Y-X (mm ⁴)	4691.55 along [0.24 0.97]	Elastic Modulus - Zx (mm ²)	I / y-max= 567.27	Elastic Modulus - Zy (mm ²)	I / x-max= 485.33	MEMBER : AW-16 GRADE : 6063-T6 FINISH : PVF2 3-COATING  <table border="1"> <thead> <tr> <th>REGIONS</th> <th>VALUES</th> </tr> </thead> <tbody> <tr><td>Area (mm²)</td><td>33.91</td></tr> <tr><td>Perimeter (mm)</td><td>102.18</td></tr> <tr><td>Bounding Box - X (mm)</td><td>-13.67 to 13.33</td></tr> <tr><td>Bounding Box - Y (mm)</td><td>-13.28 to 8.72</td></tr> <tr><td>Centroid - X (mm)</td><td>0.00</td></tr> <tr><td>Centroid - Y (mm)</td><td>0.00</td></tr> <tr><td>Moments of inertia - X (mm⁴)</td><td>3758.44</td></tr> <tr><td>Moments of inertia - Y (mm⁴)</td><td>11263.16</td></tr> <tr><td>Product of inertia - XY (mm⁴)</td><td>255.94</td></tr> <tr><td>Radius of gyration - X (mm)</td><td>7.83</td></tr> <tr><td>Radius of gyration - Y (mm)</td><td>16.95</td></tr> <tr><td>Principal moments along X-Y (mm⁴)</td><td>3746.57 along [1.00 -0.05]</td></tr> <tr><td>Principal moments along Y-X (mm⁴)</td><td>11274.03 along [0.05 1.00]</td></tr> <tr><td>Elastic Modulus - Zx (mm²)</td><td>I / y-max= 453.46</td></tr> <tr><td>Elastic Modulus - Zy (mm²)</td><td>I / x-max= 823.84</td></tr> </tbody> </table>	REGIONS	VALUES	Area (mm ²)	33.91	Perimeter (mm)	102.18	Bounding Box - X (mm)	-13.67 to 13.33	Bounding Box - Y (mm)	-13.28 to 8.72	Centroid - X (mm)	0.00	Centroid - Y (mm)	0.00	Moments of inertia - X (mm ⁴)	3758.44	Moments of inertia - Y (mm ⁴)	11263.16	Product of inertia - XY (mm ⁴)	255.94	Radius of gyration - X (mm)	7.83	Radius of gyration - Y (mm)	16.95	Principal moments along X-Y (mm ⁴)	3746.57 along [1.00 -0.05]	Principal moments along Y-X (mm ⁴)	11274.03 along [0.05 1.00]	Elastic Modulus - Zx (mm ²)	I / y-max= 453.46	Elastic Modulus - Zy (mm ²)	I / x-max= 823.84
REGIONS	VALUES																																																																																																																																		
Area (mm ²)	678.4																																																																																																																																		
Perimeter (mm)	594.3																																																																																																																																		
Bounding Box - X (mm)	-34.7 to 35.3																																																																																																																																		
Bounding Box - Y (mm)	-40.9 to 40.1																																																																																																																																		
Centroid - X (mm)	0.0																																																																																																																																		
Centroid - Y (mm)	0.0																																																																																																																																		
Moments of inertia - X (mm ⁴)	23867.9																																																																																																																																		
Moments of inertia - Y (mm ⁴)	48257.4																																																																																																																																		
Product of inertia - XY (mm ⁴)	-80159.1																																																																																																																																		
Radius of gyration - X (mm)	15.6																																																																																																																																		
Radius of gyration - Y (mm)	26.7																																																																																																																																		
Principal moments along X-Y (mm ⁴)	201888.4 along [1.0 0.3]																																																																																																																																		
Principal moments along Y-X (mm ⁴)	51304.8 along [-0.3 1.0]																																																																																																																																		
Elastic Modulus - Zx (mm ²)	I / y-max= 5437.1																																																																																																																																		
Elastic Modulus - Zy (mm ²)	I / x-max= 13718.9																																																																																																																																		
REGIONS	VALUES																																																																																																																																		
Area (mm ²)	438.1																																																																																																																																		
Perimeter (mm)	411.6																																																																																																																																		
Bounding Box - X (mm)	-31.8 to 38.2																																																																																																																																		
Bounding Box - Y (mm)	-31.4 to 35.6																																																																																																																																		
Centroid - X (mm)	0.0																																																																																																																																		
Centroid - Y (mm)	0.0																																																																																																																																		
Moments of inertia - X (mm ⁴)	98817.7																																																																																																																																		
Moments of inertia - Y (mm ⁴)	377224.7																																																																																																																																		
Product of inertia - XY (mm ⁴)	-32123.1																																																																																																																																		
Radius of gyration - X (mm)	14.3																																																																																																																																		
Radius of gyration - Y (mm)	28.7																																																																																																																																		
Principal moments along X-Y (mm ⁴)	95179.1 along [1.0 0.1]																																																																																																																																		
Principal moments along Y-X (mm ⁴)	362843.3 along [-0.1 1.0]																																																																																																																																		
Elastic Modulus - Zx (mm ²)	I / y-max= 2928.0																																																																																																																																		
Elastic Modulus - Zy (mm ²)	I / x-max= 9878.0																																																																																																																																		
REGIONS	VALUES																																																																																																																																		
Area (mm ²)	80.74																																																																																																																																		
Perimeter (mm)	140.64																																																																																																																																		
Bounding Box - X (mm)	-9.61 to 9.39																																																																																																																																		
Bounding Box - Y (mm)	-11.63 to 8.97																																																																																																																																		
Centroid - X (mm)	0.00																																																																																																																																		
Centroid - Y (mm)	0.00																																																																																																																																		
Moments of inertia - X (mm ⁴)	4271.37																																																																																																																																		
Moments of inertia - Y (mm ⁴)	4465.83																																																																																																																																		
Product of inertia - XY (mm ⁴)	103.97																																																																																																																																		
Radius of gyration - X (mm)	14.3																																																																																																																																		
Radius of gyration - Y (mm)	14.3																																																																																																																																		
Principal moments along X-Y (mm ⁴)	4245.84 along [0.97 -0.24]																																																																																																																																		
Principal moments along Y-X (mm ⁴)	4691.55 along [0.24 0.97]																																																																																																																																		
Elastic Modulus - Zx (mm ²)	I / y-max= 567.27																																																																																																																																		
Elastic Modulus - Zy (mm ²)	I / x-max= 485.33																																																																																																																																		
REGIONS	VALUES																																																																																																																																		
Area (mm ²)	33.91																																																																																																																																		
Perimeter (mm)	102.18																																																																																																																																		
Bounding Box - X (mm)	-13.67 to 13.33																																																																																																																																		
Bounding Box - Y (mm)	-13.28 to 8.72																																																																																																																																		
Centroid - X (mm)	0.00																																																																																																																																		
Centroid - Y (mm)	0.00																																																																																																																																		
Moments of inertia - X (mm ⁴)	3758.44																																																																																																																																		
Moments of inertia - Y (mm ⁴)	11263.16																																																																																																																																		
Product of inertia - XY (mm ⁴)	255.94																																																																																																																																		
Radius of gyration - X (mm)	7.83																																																																																																																																		
Radius of gyration - Y (mm)	16.95																																																																																																																																		
Principal moments along X-Y (mm ⁴)	3746.57 along [1.00 -0.05]																																																																																																																																		
Principal moments along Y-X (mm ⁴)	11274.03 along [0.05 1.00]																																																																																																																																		
Elastic Modulus - Zx (mm ²)	I / y-max= 453.46																																																																																																																																		
Elastic Modulus - Zy (mm ²)	I / x-max= 823.84																																																																																																																																		

B.D. REF :
 CLIENT :

 42/F SUN HUNG KAI CENTRE, WANCHAI, HONGKONG
 ARCHITECT :

 MAIN CONTRACTOR :

 STRUCTURAL ENGINEER :

 FACADE CONSULTANT :

 Steel Structure & Facade Specialist

NOTE :
 1. ALL DIMENSIONS ARE IN mm.
 2. ALL ELEVATIONS ARE VIEWED FROM OUTSIDE.
 3. ALL DIMENSIONS TO BE VERIFIED ON SITE BEFORE FABRICATION.
 LEGEND :

 1. F.F.L. -- FINISHED FLOOR LEVEL
 2. S.F.L. -- STRUCTURAL FLOOR LEVEL
 3. (R) -- REVERSED DETAIL
 4. GLASS LEGEND
 EGL-1--8mmHS+12mm AIR GAP+10mmTP THK. I.G.U.
 EGL-2--10mm THK. CLEAR TEMPERED GLASS
 EGL-4--10mm THK. TEMPERED ACID ETCHED GLASS
 EGL-1A--8mmHS+12mm AIR GAP+8mmTP THK. I.G.U.

NO.	DATE	REVISION SUBJECT TO ARCH.COMMENT	BY
B	02/11/2021	REVISION SUBJECT TO ARCH.COMMENT	Ivan
A	30/09/2021	REVISION SUBJECT TO ARCH.COMMENT	Ivan

JOB NO. : J-856
 PROJECT : PROPOSED DEVELOPMENT ABOVE LIGHT RAIL TIN WING STOP, TSWTL NO.23, AREA 33, TIN SHUI WAI, N.T.
 TITLE : DIE LIST FOR ALUM. WINDOW
 DATE : 02-Aug-21 SCALE : 1:40
 DRAWN BY : Ivan CHECKED BY :

 Units 6-8, Sunray Industrial Centre, 1/F
 610 Cha Kwo Ling Road, Kowloon
 Tel: 23489211-4 Fax: (852) 2772666
 DWG NO. : J856-SD-PW-1101 REV. : C

CLIENT :

SUN HUNG KAI
REAL ESTATE AGENCY LTD.

42/F SUN HUNG KAI CENTRE, WANCHAI, HONGKONG

ARCHITECT :

Iw&partners
A R C H I T E C T S

MAIN CONTRACTOR :

Yee Fai 怡輝建築有限公司
Building Contractors Ltd.

STRUCTURAL ENGINEER :

ARUP

FAÇADE CONSULTANT :

ALPHA CONSULTING LIMITED
Steel Structure & Façade Specialist

NOTE :

1. ALL DIMENSIONS ARE IN mm.
2. ALL ELEVATIONS ARE VIEWED FROM OUTSIDE.
3. ALL DIMENSIONS TO BE VERIFIED ON SITE BEFORE FABRICATION.

LEGEND :

(X1) --- DETAIL MARK NO.
(X001) --- REFER SHEET NO.

1. F.F.L. --- FINISHED FLOOR LEVEL
2. S.F.L. --- STRUCTURAL FLOOR LEVEL
3. (R) --- REVERSED DETAIL

4. GLASS LEGEND

EQ1-1---8mmHS+12mm AIR GAP+8mmTP THK. I.G.U.

EQ1-2---10mm THK. CLEAR TEMPERED GLASS

EQ1-4---10mm THK. TEMPERED ACID ETCHED GLASS

NO.	DATE	REVISION SUBJECT TO ARCH/COMMENT	BY

JOB NO. : J-856

PROJECT :

PROPOSED DEVELOPMENT ABOVE
LIGHT RAIL TIN WING STOP-TSWTL
NO.23.AREA 33, TIN SHUI WAI, N.T.

TITLE :

PLAN FOR PRECAST WINDOW
AT TOWER 1

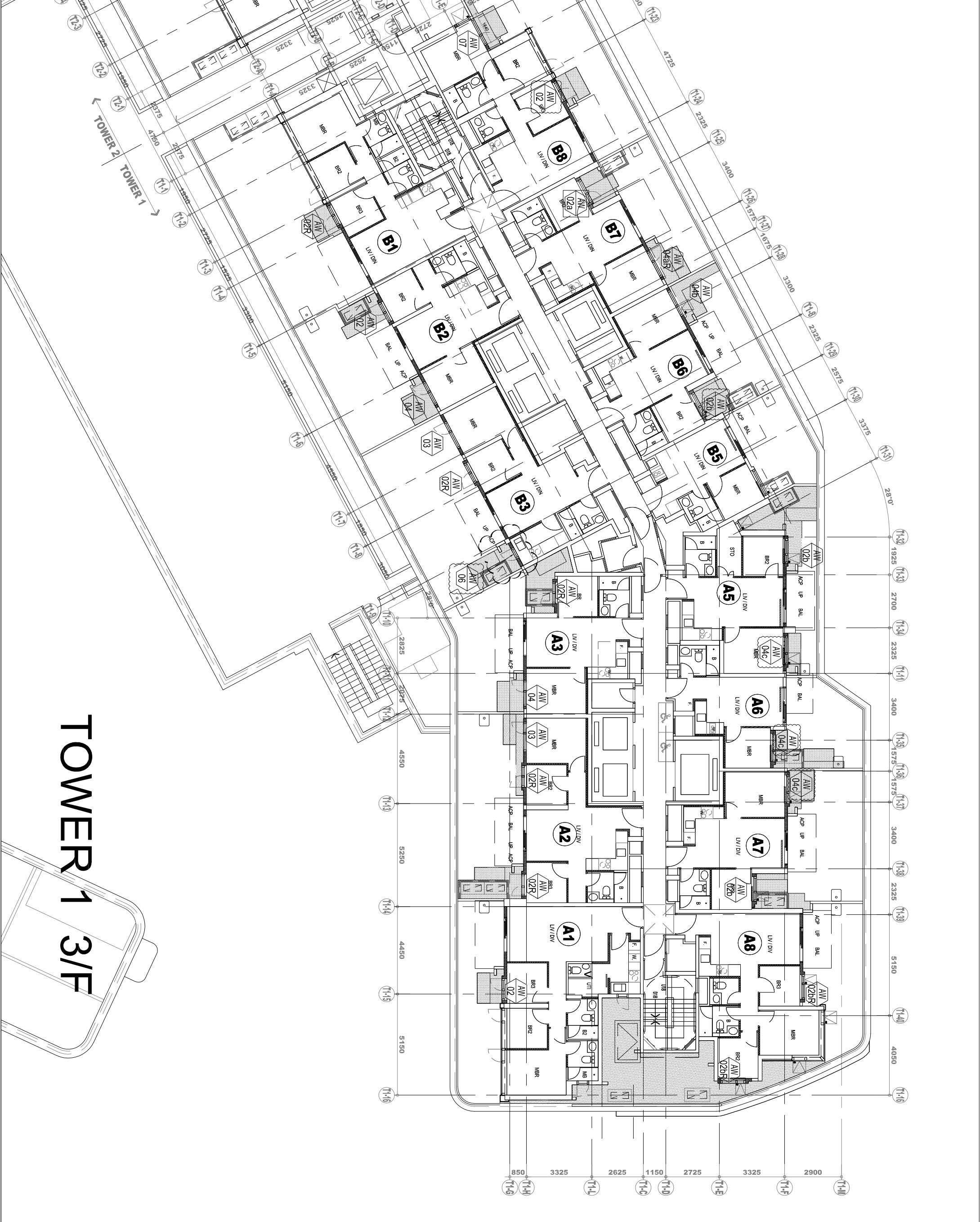
DATE : 02-Aug-21 SCALE : 1:200

DRAWN BY : Iwon CHECKED BY :

MIDI 美特鋁質有限公司
ALUMINIUM FABRICATOR LTD.

Units 6-8, Sunray Industrial Centre, 1/F
610 Cho Kwo Ling Road, Kowloon
Tel:23489211-4 Fax:(852)27272666

DWG NO. : J856-SD-IW-3101 REV. : F



TOWER 1 3/F



TOWER 2 3/F

B.D. REF. :

CLIENT :
SUN HUNG KAI
 REAL ESTATE AGENCY LTD.
 42/F SUN HUNG KAI CENTRE, WANCHAI, HONGKONG

ARCHITECT :
Iw&partners
 a r c h i t e c t s

MAIN CONTRACTOR :
怡輝建築有限公司
Yee Fai Building Contractors Ltd.

STRUCTURAL ENGINEER :
ARUP

FAÇADE CONSULTANT:
ALPHA CONSULTING LIMITED
 Steel Structure & Façade Specialist

NOTE :
 1. ALL DIMENSIONS ARE IN MM.
 2. ALL ELEVATIONS ARE VIEWED FROM OUTSIDE.
 3. ALL DIMENSIONS TO BE VERIFIED ON SITE BEFORE FABRICATION.

LEGEND :
 (X1) --- DETAIL MARK NO.
 (X001) --- REFER SHEET NO.

1. F.F.L. --- FINISHED FLOOR LEVEL
 2. S.F.L. --- STRUCTURAL FLOOR LEVEL
 3. (R) --- REVERSED DETAIL

4. GLASS LEGEND
 EQL-1 --- 6mmHS+12mm AIR GAP+6mmTP THK. I.G.U.
 EQL-2 --- 10mm THK. CLEAR TEMPERED GLASS
 EQL-4 --- 10mm THK. TEMPERED ACID ETCHED GLASS

NO.	DATE	REVISION	BY
A	26/11/2021	REVISION SUBJECT TO ARCH/COMMENT	ivan
B	12/1/2022	REVISION SUBJECT TO ARCH/COMMENT	ivan
C	18/5/2022	REVISION SUBJECT TO ARCH/COMMENT	ivan
D	27/6/2022	REVISION SUBJECT TO ARCH/COMMENT	ivan
E	16/8/2022	REVISION SUBJECT TO ARCH/COMMENT	ivan
F	14/11/2022	UPDATE 14TH 2022/10/9 GBR	ivan
G	21/02/2023	UPDATE 14TH 2023/01/9 GBR	ivan

JOB NO. : J-856
 PROJECT : PROPOSED DEVELOPMENT ABOVE LIGHT RAIL TIN WING STOP-TSWTL NO.23, AREA 33, TIN SHUI WAI, N.T.

TITLE : PLAN FOR PRECAST WINDOW AT TOWER 2

DATE : 02-Aug-21 SCALE : 1:200

DRAWN BY : ivan CHECKED BY :
美特鋁質有限公司
MIDI ALUMINIUM FABRICATOR LTD.
 Units 6-8, Suncoy Industrial Centre, 1/F
 610 Cho Kwo Ling Road, Kowloon
 Tel:23489211-4 Fax:(852)2727666

DWG NO. : J856-SD-IW-3201 REV. : C

CLIENT :

SUN HUNG KAI
REAL ESTATE AGENCY LTD.
42/F SUN HUNG KAI CENTRE, WANCHAI, HONGKONG

ARCHITECT :

Iw&partners
a r c h i t e c t s

MAIN CONTRACTOR :

怡輝建築有限公司
Yee Fai Building Contractors Ltd.

STRUCTURAL ENGINEER :

ARUP

FAÇADE CONSULTANT :

ALPHA CONSULTING LIMITED
Steel Structure & Façade Specialist

NOTE :

1. ALL DIMENSIONS ARE IN mm.
2. ALL ELEVATIONS ARE VIEWED FROM OUTSIDE.
3. ALL DIMENSIONS TO BE VERIFIED ON SITE BEFORE FABRICATION.

LEGEND :

(X1) --- DETAIL MARK NO.
(X001) --- REFER SHEET NO.

1. F.F.L. --- FINISHED FLOOR LEVEL
2. S.F.L. --- STRUCTURAL FLOOR LEVEL
3. (R) --- REVERSED DETAIL

4. GLASS LEGEND

EQ1-1---8mmHS+12mm AIR GAP+8mmTP THK. I.G.U.
EQ1-2---10mm THK. CLEAR TEMPERED GLASS
EQ1-4---10mm THK. TEMPERED ACID ETCHED GLASS

NO.	DATE	REVISION	BY
1	21/02/2023	UPDATE 14TH 20230119 GSP	hw
H	14/11/2022	UPDATE 14TH 20221109 GSP	hw
G	26/10/2022	UPDATE GSP PLAN	yi
F	16/08/2022	REVISION SUBJECT TO ARCH.COMMENT	hw
E	27/06/2022	REVISION SUBJECT TO ARCH.COMMENT	hw
D	18/05/2022	REVISION SUBJECT TO ARCH.COMMENT	hw
C	22/04/2022	REVISION SUBJECT TO ARCH.COMMENT	hw
B	21/12/2021	REVISION SUBJECT TO ARCH.COMMENT	hw
A	29/11/2021	REVISION SUBJECT TO ARCH.COMMENT	hw

JOB NO. :

J-856

PROJECT :

PROPOSED DEVELOPMENT ABOVE
LIGHT RAIL TIN WING STOP-TSWTL
NO.23,AREA 33,TIN SHUI WAI, N.T.

TITLE :

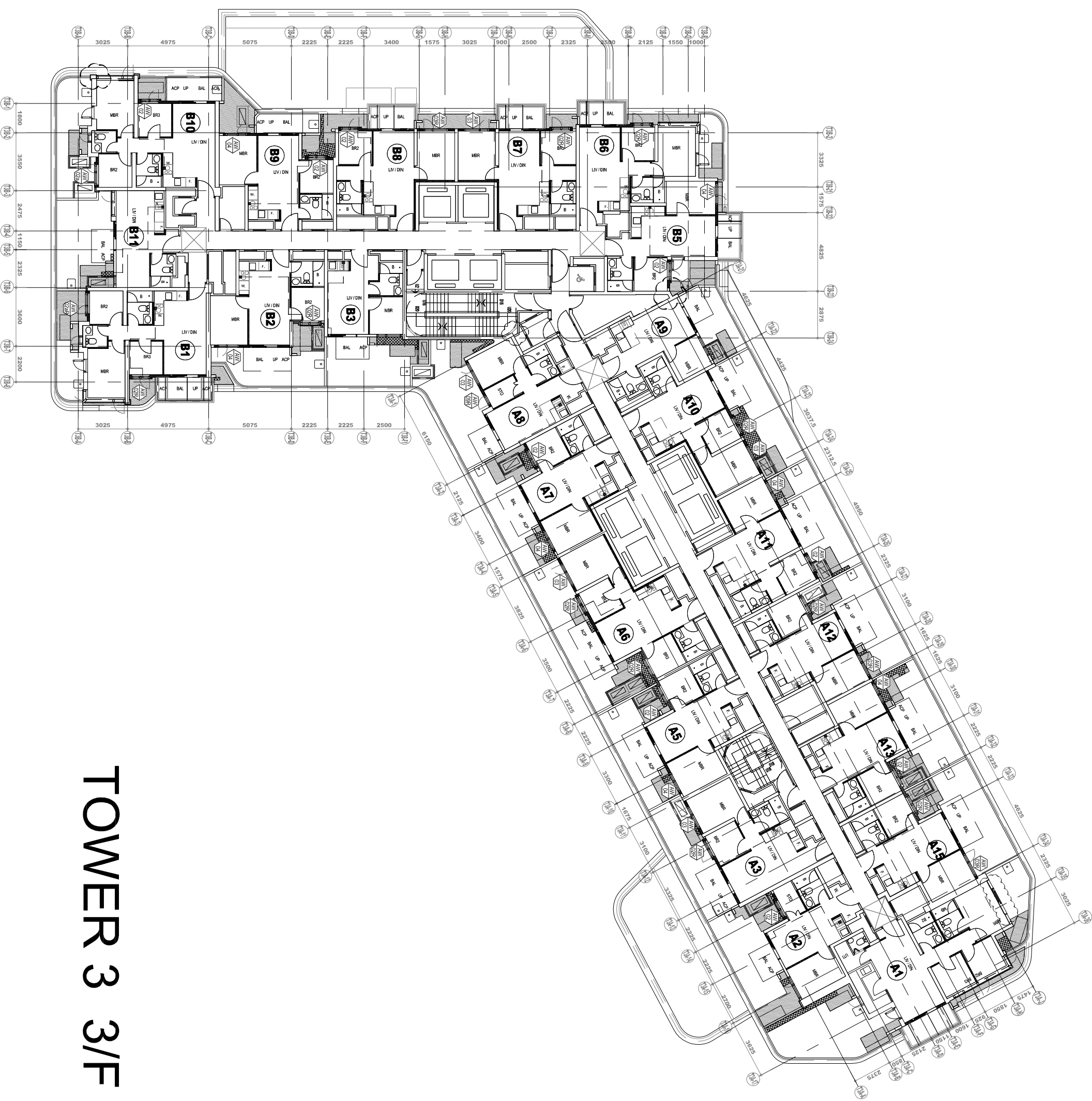
PLAN FOR PRECAST WINDOW
AT TOWER 3

DATE : 02-Aug-21 SCALE : 1:200

DRAWN BY : ivon CHECKED BY :

美特鋁質有限公司
MIDI ALUMINIUM FABRICATOR LTD.
Units 6-8, Suncoy Industrial Centre, 1/F
610 Cho Kwo Ling Road, Kowloon
Tel:23489211-4 Fax:(852)2727666

DWG NO. : J856-SD-IW-3301 REV. : 1



TOWER 3 3/F

B.O. REF :

CLIENT :

SUN HUNG KAI
REAL ESTATE AGENCY LTD.
42/F SUN HUNG KAI CENTRE, WANCHAI, HONGKONG

ARCHITECT :

IWK&partners
A R C H I T E C T S

MAIN CONTRACTOR :

Yee Fai
Building Contractors Ltd.

STRUCTURAL ENGINEER :

ARUP

FAÇADE CONSULTANT :

ALPHA CONSULTING LIMITED
Steel Structure & Façade Specialist

NOTE :

1. ALL DIMENSIONS ARE IN MM.
2. ALL ELEVATIONS ARE VIEWED FROM OUTSIDE.
3. ALL DIMENSIONS TO BE VERIFIED ON SITE BEFORE FABRICATION.

LEGEND :

- (X1) --- DETAIL MARK NO.
- (X001) --- REFER SHEET NO.

1. F.F.L. --- FINISHED FLOOR LEVEL
2. S.F.L. --- STRUCTURAL FLOOR LEVEL
3. (R) --- REVERSED DETAIL

4. GLASS LEGEND

- EQ1-1---8mmHS+12mm AIR GAP+8mmTP THK. I.G.U.
- EQ1-2---10mm THK. CLEAR TEMPERED GLASS
- EQ1-4---10mm THK. TEMPERED ACID ETCHED GLASS

NO.	DATE	REVISION	BY
A	18/10/2021	REVISION SUBJECT TO ARCH.COMMENT	Wen
B	03/11/2021	REVISION SUBJECT TO ARCH.COMMENT	Wen
C	29/11/2021	REVISION SUBJECT TO ARCH.COMMENT	Wen
D	27/06/2022	REVISION SUBJECT TO ARCH.COMMENT	Wen
E	16/08/2022	REVISION SUBJECT TO ARCH.COMMENT	Wen
F	26/10/2022	UPDATE GSP PLAN	Wen
G	14/11/2022	UPDATE 14TH 20221109 GSP	Wen
H	21/02/2023	UPDATE 14TH 20230119 GSP	Wen

JOB NO. : J-856

PROJECT :

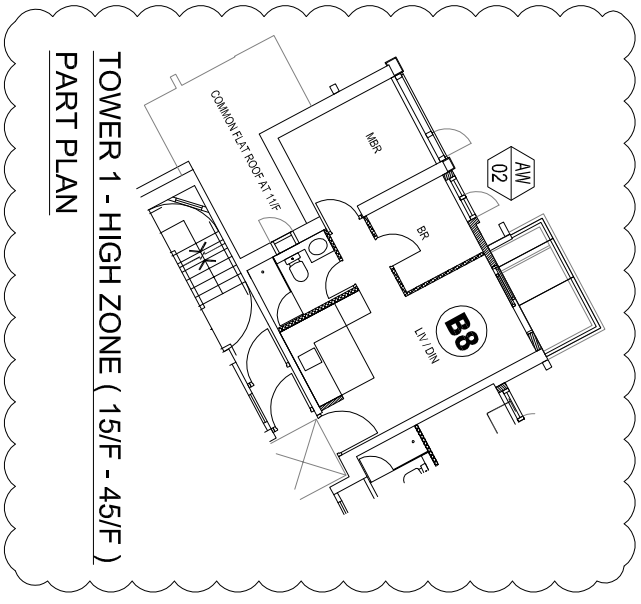
PROPOSED DEVELOPMENT ABOVE LIGHT RAIL TIN WING STOP-TSWTL NO.23.AREA 33.TIN SHUI WAI, N.T.

TITLE : PLAN FOR PRECAST WINDOW AT TOWER 1

DATE : 02-Aug-21 SCALE : 1:200

DRAWN BY : Iwon CHECKED BY :

MIDI ALUMINIUM FABRICATOR LTD.
Units 6-8, Sunray Industrial Centre, 1/F
610 Cho Kwo Ling Road, Kowloon
Tel:23489211-4 Fax:(852)27272666
DWG NO. : J856-SD-IW-3102 REV. : H



TOWER 1 - HIGH ZONE (15/F - 45/F)
PART PLAN

TOWER 1 5/F-42/F



TOWER 2 5/F-42/F



B.D. REF. :

CLIENT :

SUN HUNG KAI
REAL ESTATE AGENCY LTD.
42/F SUN HUNG KAI CENTRE, WANCHAI, HONGKONG

ARCHITECT :

IWK&partners
a r c h i t e c t s

MAIN CONTRACTOR :

Yee Fai 怡輝建築有限公司
Building Contractors Ltd.

STRUCTURAL ENGINEER :

ARUP

FAÇADE CONSULTANT :

ALPHA CONSULTING LIMITED
Steel Structure & Façade Specialist

NOTE :

1. ALL DIMENSIONS ARE IN MM.
2. ALL ELEVATIONS ARE VIEWED FROM OUTSIDE.
3. ALL DIMENSIONS TO BE VERIFIED ON SITE BEFORE FABRICATION.

LEGEND :

- (X1) --- DETAIL MARK NO.
- (X001) --- REFER SHEET NO.

1. F.F.L. --- FINISHED FLOOR LEVEL
2. S.F.L. --- STRUCTURAL FLOOR LEVEL
3. (R) --- REVERSED DETAIL

4. GLASS LEGEND

- EQ1-1 --- 6mmHS+12mm AIR GAP+6mmTP THK. I.G.U.
- EQ1-2 --- 10mm THK. CLEAR TEMPERED GLASS
- EQ1-4 --- 10mm THK. TEMPERED ACID ETCHED GLASS

NO.	DATE	REVISION	BY
J	21/02/2023	UPDATE 14TH 20230119 GBP	hwk
I	11/01/2022	UPDATE 14TH 20221109 GBP	hwk
H	26/10/2022	UPDATE GBP PLAN	hwk
G	16/8/2022	REVISION SUBJECT TO ARCH.COMMENT	hwk
F	27/6/2022	REVISION SUBJECT TO ARCH.COMMENT	hwk
E	18/5/2022	REVISION SUBJECT TO ARCH.COMMENT	hwk
D	12/1/2022	REVISION SUBJECT TO ARCH.COMMENT	hwk
C	26/11/2021	REVISION SUBJECT TO ARCH.COMMENT	hwk

JOB NO. :

J-856

PROJECT :

PROPOSED DEVELOPMENT ABOVE
LIGHT RAIL TIN WING STOP-TSWTL
NO.23,AREA 33, TIN SHUI WAI, N.T.

TITLE :

PLAN FOR PRECAST WINDOW
AT TOWER 2

DATE : 02-Aug-21 SCALE : 1:200

DRAWN BY : iwon CHECKED BY :

MIDI 美特鋁質有限公司
ALUMINIUM FABRICATOR LTD.
Units 6-8, Suncoy Industrial Centre, 1/F
610 Cho Kwo Ling Road, Kowloon
Tel:23489211-4 Fax:(852)2727666

DWG NO. : J856-SD-IW-3202 REV. : J

B.D. REF :

CLIENT :



42/F SUN HUNG KAI CENTRE, WANCHAI, HONGKONG

ARCHITECT :



MAIN CONTRACTOR :



STRUCTURAL ENGINEER :



FAÇADE CONSULTANT :



NOTE :

1. ALL DIMENSIONS ARE IN mm.
2. ALL ELEVATIONS ARE VIEWED FROM OUTSIDE.
3. ALL DIMENSIONS TO BE VERIFIED ON SITE BEFORE FABRICATION.

LEGEND :

- (X1) --- DETAIL MARK NO.
- (X001) --- REFER SHEET NO.

1. F.F.L. --- FINISHED FLOOR LEVEL
2. S.F.L. --- STRUCTURAL FLOOR LEVEL
3. (R) --- REVERSED DETAIL

4. GLASS LEGEND
- EQ1-1 --- 6mmHS+12mm AIR GAP+8mmTP THK. I.G.U.
- EQ1-2 --- 10mm THK. CLEAR TEMPERED GLASS
- EQ1-4 --- 10mm THK. TEMPERED ACID ETCHED GLASS

NO.	DATE	REVISION	BY
N	21/02/2023	UPDATE 14TH 20230119 GBP	WON
M	26/10/2022	UPDATE 14TH 20221009 GBP	WON
L	26/10/2022	UPDATE GBP PLAN	YI
K	16/06/2022	REVISION SUBJECT TO ARCH-COMMENT	WON
J	27/06/2022	REVISION SUBJECT TO ARCH-COMMENT	WON
I	18/05/2022	REVISION SUBJECT TO ARCH-COMMENT	WON
H	22/04/2022	REVISION SUBJECT TO ARCH-COMMENT	WON
G	08/04/2022	REVISION SUBJECT TO ARCH-COMMENT	WON
F	12/01/2022	REVISION SUBJECT TO ARCH-COMMENT	WON

JOB NO. : J-856


PROJECT :

PROPOSED DEVELOPMENT ABOVE LIGHT RAIL TIN WING STOP-TSWTL NO.23,AREA 33, TIN SHUI WAI, N.T.

TITLE : PLAN FOR PRECAST WINDOW AT TOWER 3

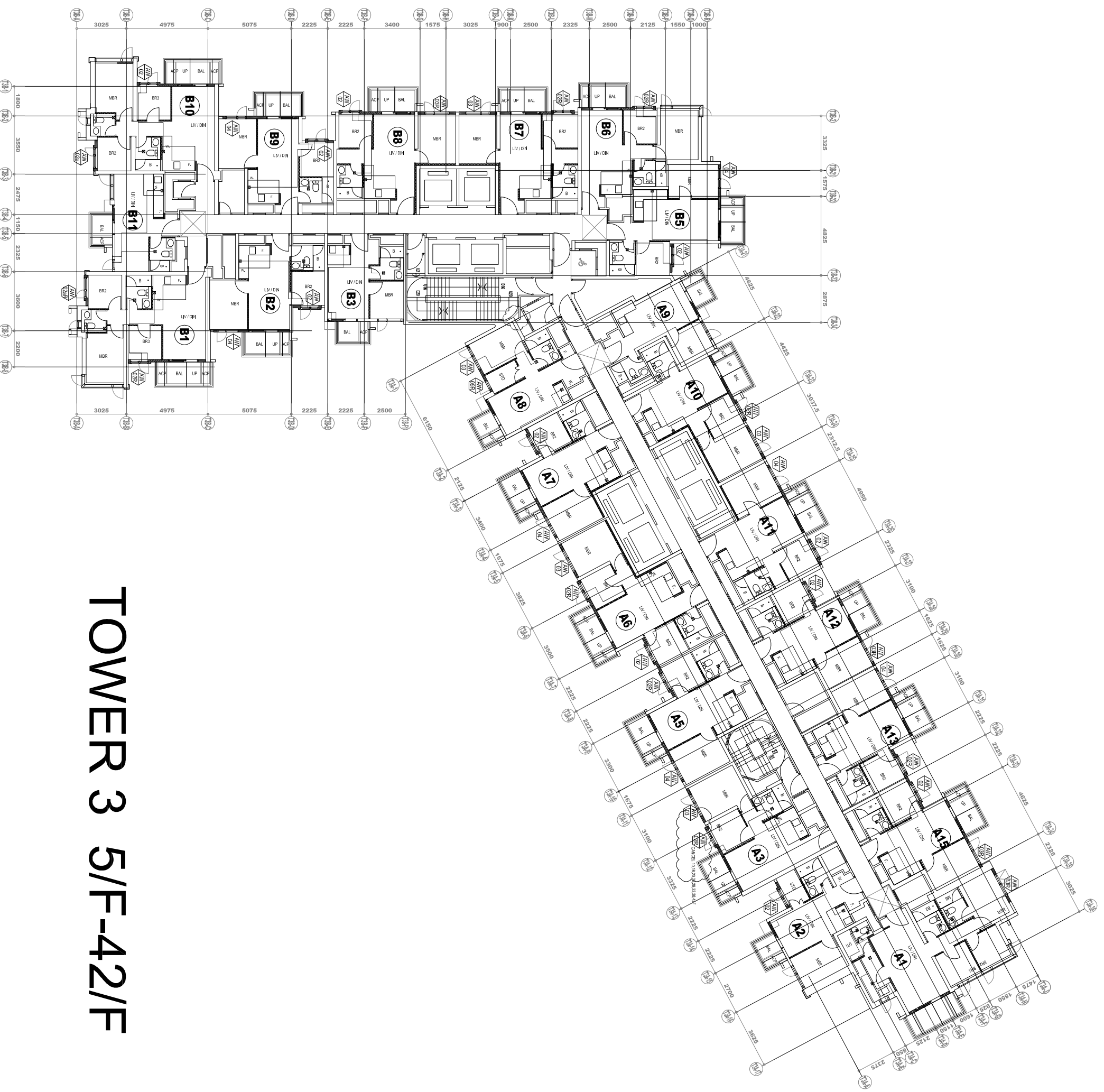
DATE : 02-Aug-21 SCALE : 1:200

DRAWN BY : Iwon CHECKED BY :



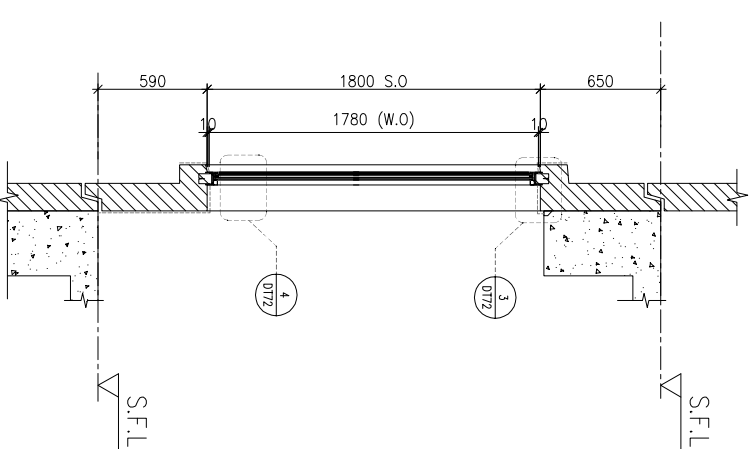
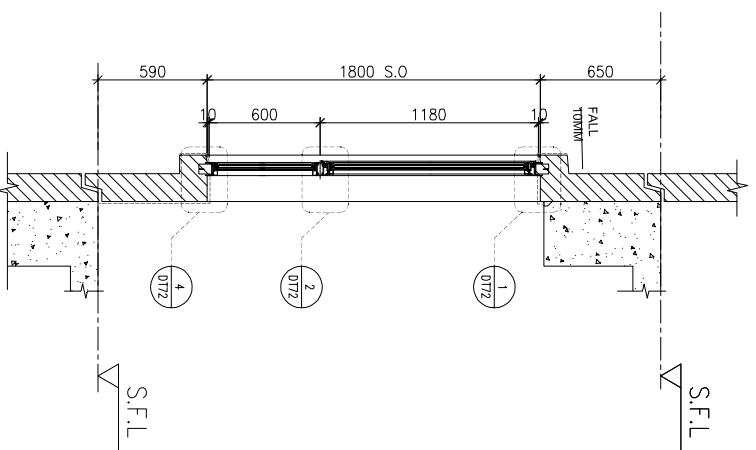
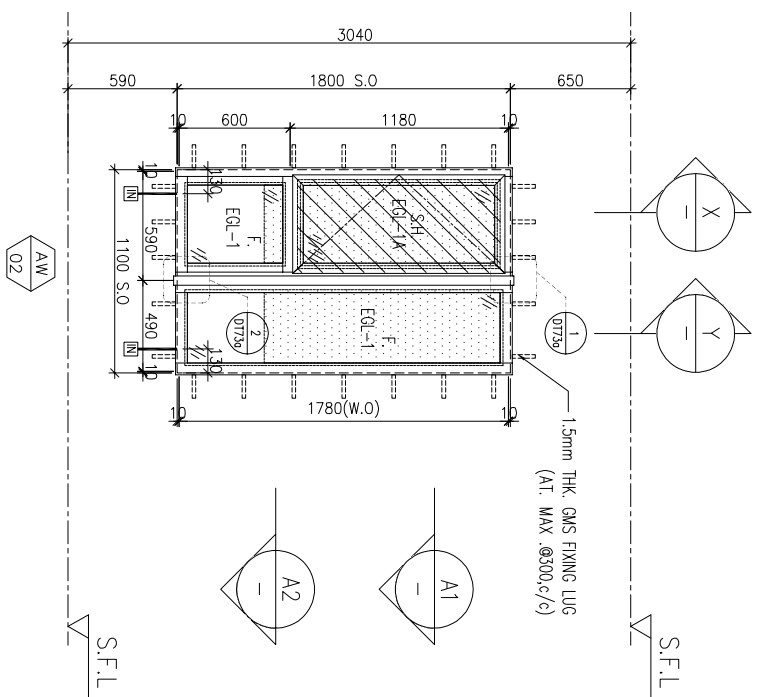
Units 6-8, Suncoy Industrial Centre, 1/F, 610 Cho Kwo Ling Road, Kowloon, Tel:23489211-4 Fax:(852)27272666

DWG NO. : J856-SD-IW-3302 REV. : N

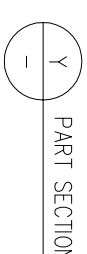
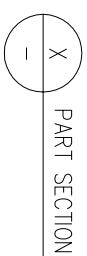
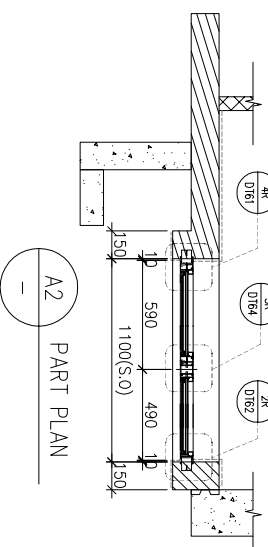
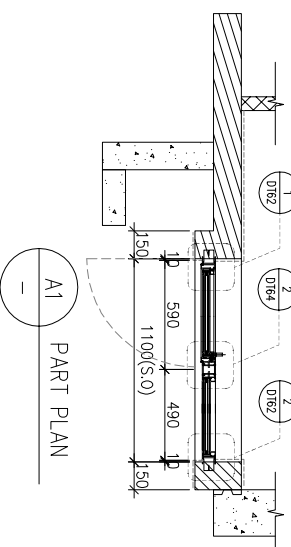


TOWER 3 5/F-42/F

REQUIRED		PROVIDED		
LOCATION	OPENABLE AREA	GLAZING AREA	OPENABLE AREA	GLAZING AREA
A1-BR3	0.263	0.420	0.548	0.985
B1-BR3	0.263	0.420		



ELEVATION



WINDOW MARK	SECTION	LOCATION	REMARKS
AW 02	70mm ALUM. SECTION	3/F~42/F(4/F,13/F,14/F,24/F,34/F OMITTED) UNIT A1	FACADE(TYPE T1PF04R FOR 3/F~42/F) , 4 BAR HINGE-LIP HING (HHMS-N16)
AW 02R	70mm ALUM. SECTION	3/F~42/F(4/F,13/F,14/F,24/F,34/F OMITTED) UNIT B1	FACADE(TYPE T1PF02R/ T1PF02 FOR 3/F~42/F) , 4 BAR HINGE-LIP HING (HHMS-N16)
GLAZING	EGL-1,EGL-1A		
QUANTITY	35 Nos.		

BD. REF :

CLIENT :

SUN HUNG KAI
REAL ESTATE AGENCY LTD.
42/F SUN HUNG KAI CENTRE, WANCHAI, HONGKONG

ARCHITECT :

lwk&partners
a r c h i t e c t s

MAIN CONTRACTOR :

怡輝建築有限公司
Yee Fai Building Contractors Ltd.

STRUCTURAL ENGINEER :

ARUP

FAÇADE CONSULTANT :

ALPHA CONSULTING LIMITED
Steel Structure & Façade Specialist

NOTE :

1. ALL DIMENSIONS ARE IN mm.
2. ALL ELEVATIONS ARE VIEWED FROM OUTSIDE.
3. ALL DIMENSIONS TO BE VERIFIED ON SITE BEFORE FABRICATION.

LEGEND :

- (X1) --- DETAIL MARK NO.
- (X001) --- REFER SHEET NO.
- 1. F.F.L. --- FINISHED FLOOR LEVEL
- 2. S.F.L. --- STRUCTURAL FLOOR LEVEL
- 3. (R) --- REVERSED DETAIL

4. GLASS LEGEND

- EGL-1 --- 8mmHS+12mm AIR GAP+10mmTP THK, I.G.U.
- EGL-2 --- 10mm THK, CLEAR TEMPERED GLASS
- EGL-4 --- 10mm THK, TEMPERED ACID ETCHED GLASS
- EGL-1A --- 8mmHS+12mm AIR GAP+8mmTP THK, I.G.U.
- EGL-1B --- 8mmHS+12mm AIR GAP+10mmTP ADD-ETCHED THK, I.G.U.

NO.	DATE	REVISION	REVISION SUBJECT TO ARCH-COMMENT	BY
H	21/02/2023	REVISION SUBJECT TO ARCH-COMMENT	None	
G	21/09/2022	REVISION SUBJECT TO ARCH-COMMENT	None	
F	17/08/2022	REVISION SUBJECT TO ARCH-COMMENT	None	
E	06/07/2022	REVISION SUBJECT TO ARCH-COMMENT	None	
D	17/12/2021	REVISION SUBJECT TO ARCH-COMMENT	None	
C	29/11/2021	REVISION SUBJECT TO ARCH-COMMENT	None	

JOB NO. : J-856

PROJECT : PROPOSED DEVELOPMENT ABOVE LIGHT RAIL TIN WING STOP-TSMTL NO.23,AREA 33,TIN SHUI WAI, N.T.

TITLE : WINDOW SCHEDULE FOR TOWER 1 ALUM. WINDOW

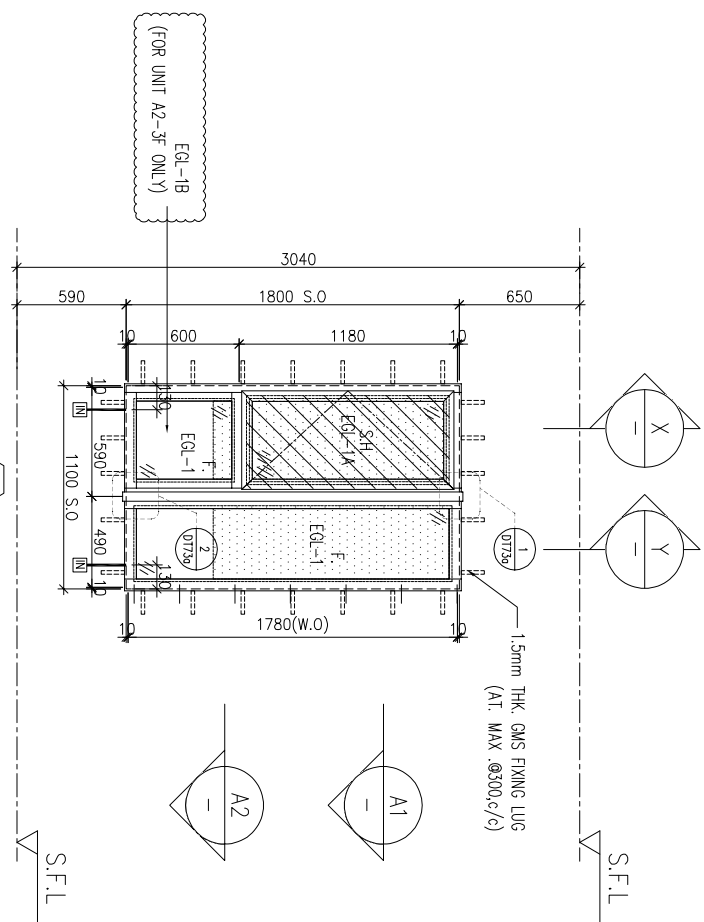
DATE : 02-Aug-21 SCALE : 1:40

DRAWN BY : Ivan CHECKED BY :

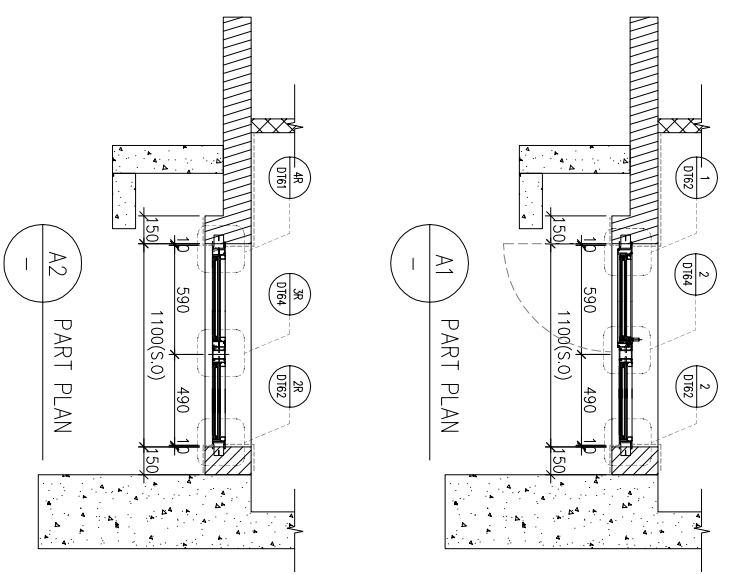
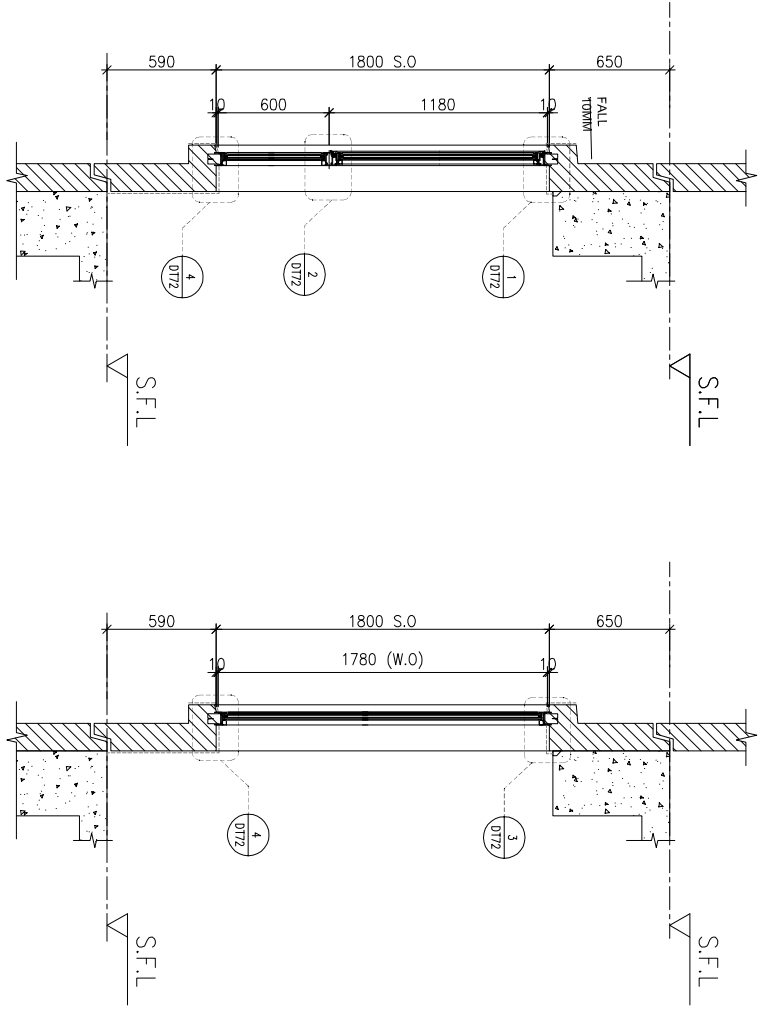
美特鋁質有限公司
MIDI ALUMINIUM FABRICATOR LTD.
Units 6-8, Sunray Industrial Centre, 1/F
610 Cho Kwai Ling Road, Kwailoon
Tel:23489211-4 Fax:(852)2727666

DWG NO. : J856-SD-FW-5101 REV. : H

REQUIRED		PROVIDED	
LOCATION	OPENABLE AREA	GLAZING AREA	OPENABLE AREA
A2-BR3	0.263	0.420	0.548
B3-BR2	0.263	0.420	0.985



ELEVATION



WINDOW MARK	SECTION	REMARKS
AW 02	3/F-42/F(4/F,13/F,14/F,24/F,34/F OMITTED) UNIT A2(5/F-42/F)	
GLAZING	70mm ALUM. SECTION	
QUANTITY	EGL-1,EGL-1A	
REMARKS	34 Nos.	
	AW 02R	
	70mm ALUM. SECTION	
	EGL-1,EGL-1A	
	1 No. / 27 Nos	
	AW 02	
	70mm ALUM. SECTION	
	EGL-1,EGL-1A	
	1 No. / 27 Nos	

BD. REF :

CLIENT :



42/F SUN HUNG KAI CENTRE, WANCHAI, HONGKONG



ARCHITECT :

MANU CONTRACTOR :



STRUCTURAL ENGINEER :



ALPHA CONSULTING LIMITED



Steel Structure & Façade Specialist

- NOTE :
1. ALL DIMENSIONS ARE IN mm.
 2. ALL ELEVATIONS ARE VIEWED FROM OUTSIDE.
 3. ALL DIMENSIONS TO BE VERIFIED ON SITE BEFORE FABRICATION.

LEGEND :

- (X1) --- DETAIL MARK NO.
- (X001) --- REFER SHEET NO.

1. F.F.L. --- FINISHED FLOOR LEVEL
2. S.F.L. --- STRUCTURAL FLOOR LEVEL
3. (R) --- REVERSED DETAIL

4. GLASS LEGEND

- EQ1-1--8mmHS+12mm AIR GAP+10mmTP THK. I.G.U.
- EQ1-2--10mm THK. CLEAR TEMPERED GLASS
- EQ1-4--10mm THK. TEMPERED ACID ETCHED GLASS
- EQ1-1A-8mmHS+12mm AIR GAP+8mmTP THK. I.G.U.
- EQ1-1B-8mmHS+12mm AIR GAP+10mmTP ACID-ETCHED THK. I.G.U.

NO.	DATE	REVISION	REVISION SUBJECT TO ARCH-COMMENT	BY
H	21/02/2023	REVISION SUBJECT TO ARCH-COMMENT		hw
G	26/10/2022	REVISION SUBJECT REFER TO SK-1324		hw
F	21/09/2022	REVISION SUBJECT TO ARCH-COMMENT		hw
E	17/08/2022	REVISION SUBJECT TO ARCH-COMMENT		hw
D	06/07/2022	REVISION SUBJECT TO ARCH-COMMENT		hw
C	17/12/2021	REVISION SUBJECT TO ARCH-COMMENT		hw

JOB NO. : J-856

PROJECT :

PROPOSED DEVELOPMENT ABOVE LIGHT RAIL TIN WING STOP-TSWTL NO.23,AREA 33,TIN SHUI WAI, N.T.

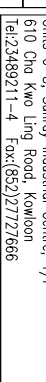
TITLE : WINDOW SCHEDULE FOR TOWER 1 ALUM. WINDOW

DATE : 02-Aug-21

SCALE : 1:40

DRAWN BY : IYVN

CHECKED BY :



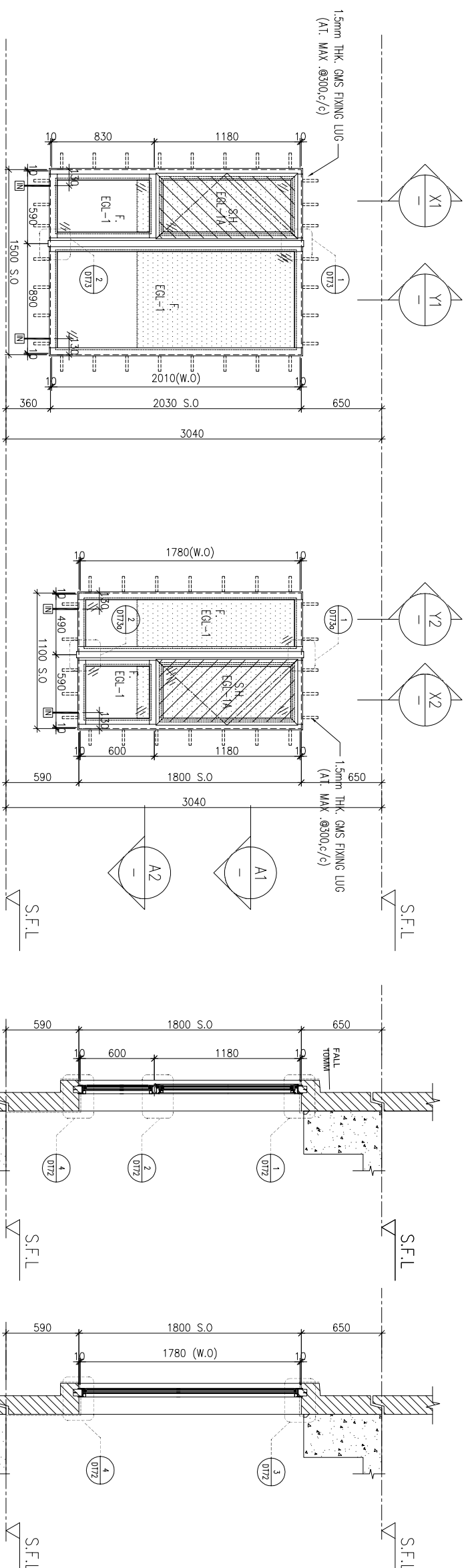
Units 6-8, Sunray Industrial Centre, 1/F, 610 Cho Kwong Road, Kwai Tsing, Tel:23489211-4 Fax:(852)2727666

DWG NO. : J856-SD-PW-5102

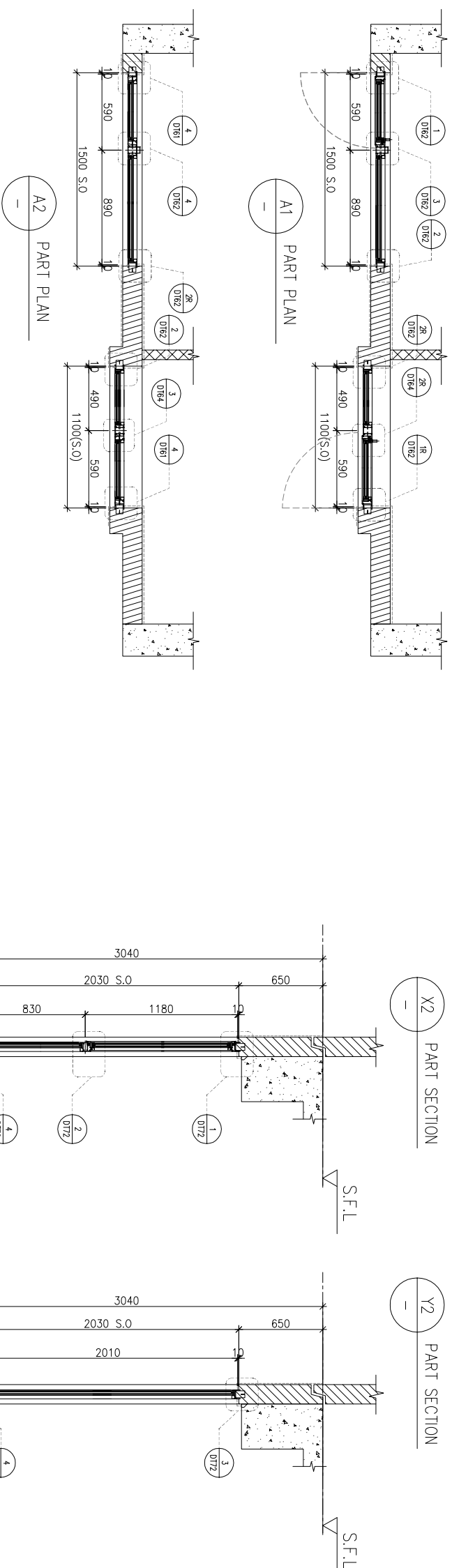
REV. : H

LOCATION	OPENABLE AREA	GLAZING AREA	OPENABLE AREA	GLAZING AREA
A2-MBR	0.477	0.763	0.548	1.495

LOCATION	OPENABLE AREA	GLAZING AREA	OPENABLE AREA	GLAZING AREA
A2-BR2	0.263	0.420	0.548	0.985



ELEVATION



WINDOW MARK	AW 03	AW 02B
LOCATION	3/F-42/F, 4/F, 13/F, 14/F, 24/F, 34/F OMITTED UNIT A2	
SECTION	70mm ALUM. SECTION	
GLAZING	EGL-1, EGL-1A	
QUANTITY	35 Nos./35 Nos.	
REMARKS	FACADE TYPE (T1PFO1R) FOR 3/F~42/F, 4 BAR HINGE-LIP HING (HHMS-N16)	

BD. REF :

CLIENT :

SUN HUNG KAI
REAL ESTATE AGENCY LTD.
42/F SUN HUNG KAI CENTRE, WANCHAI, HONGKONG

ARCHITECT :

lwk&partners
a r c h i t e c t s

MAIN CONTRACTOR :

怡輝建築有限公司
Yee Fai Building Contractors Ltd.

STRUCTURAL ENGINEER :

ARUP

FACADE CONSULTANT :

ALPHA CONSULTING LIMITED
Steel Structure & Façade Specialist

NOTE :

1. ALL DIMENSIONS ARE IN mm.
2. ALL ELEVATIONS ARE VIEWED FROM OUTSIDE.
3. ALL DIMENSIONS TO BE VERIFIED ON SITE BEFORE FABRICATION.

LEGEND :

X1 --- DETAIL MARK NO.
X001 --- REFER SHEET NO.

1. F.F.L. --- FINISHED FLOOR LEVEL
2. S.F.L. --- STRUCTURAL FLOOR LEVEL
3. (R) --- REVERSED DETAIL

4. GLASS LEGEND

- EGL-1 --- 8mmHS+12mm AIR GAP+10mmTP THK. I.G.U.
EGL-2 --- 10mm THK. CLEAR TEMPERED GLASS
EGL-4 --- 10mm THK. TEMPERED ACID ETCHED GLASS
EGL-1A --- 8mmHS+12mm AIR GAP+8mmTP THK. I.G.U.
EGL-1B --- 8mmHS+12mm AIR GAP+10mmTP ACID-ETCHED THK. I.G.U.

NO.	DATE	REVISION	REVISION SUBJECT TO ARCH-COMMENT	BY
F	21/09/2022	REVISION SUBJECT TO ARCH-COMMENT	hw	
E	17/08/2022	REVISION SUBJECT TO ARCH-COMMENT	hw	
D	06/07/2022	REVISION SUBJECT TO ARCH-COMMENT	hw	
C	17/12/2021	REVISION SUBJECT TO ARCH-COMMENT	hw	
B	29/11/2021	REVISION SUBJECT TO ARCH-COMMENT	hw	
A	03/11/2021	REVISION SUBJECT TO ARCH-COMMENT	hw	

JOB NO. : J-856

PROJECT : PROPOSED DEVELOPMENT ABOVE LIGHT RAIL TIN WING STOP-TSWTL NO.23, AREA 33, TIN SHUI WA, N.T.

TITLE : WINDOW SCHEDULE FOR TOWER 1 ALUM. WINDOW

DATE : 02-Aug-21 SCALE : 1:40

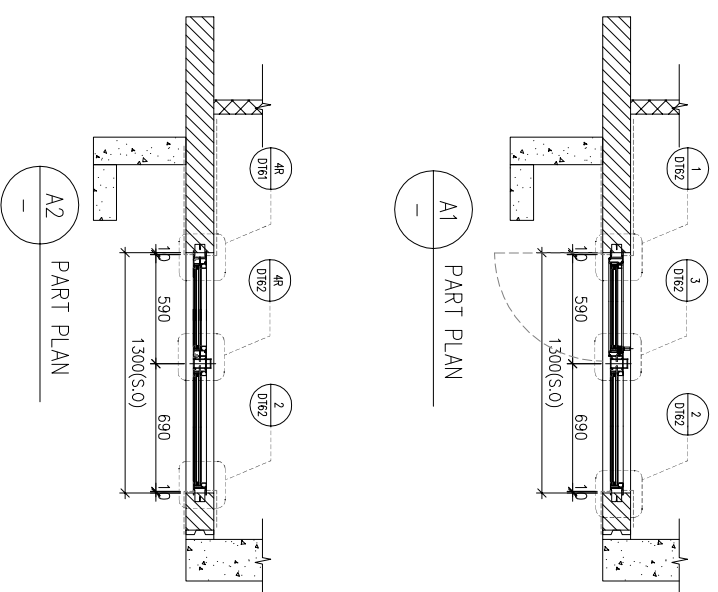
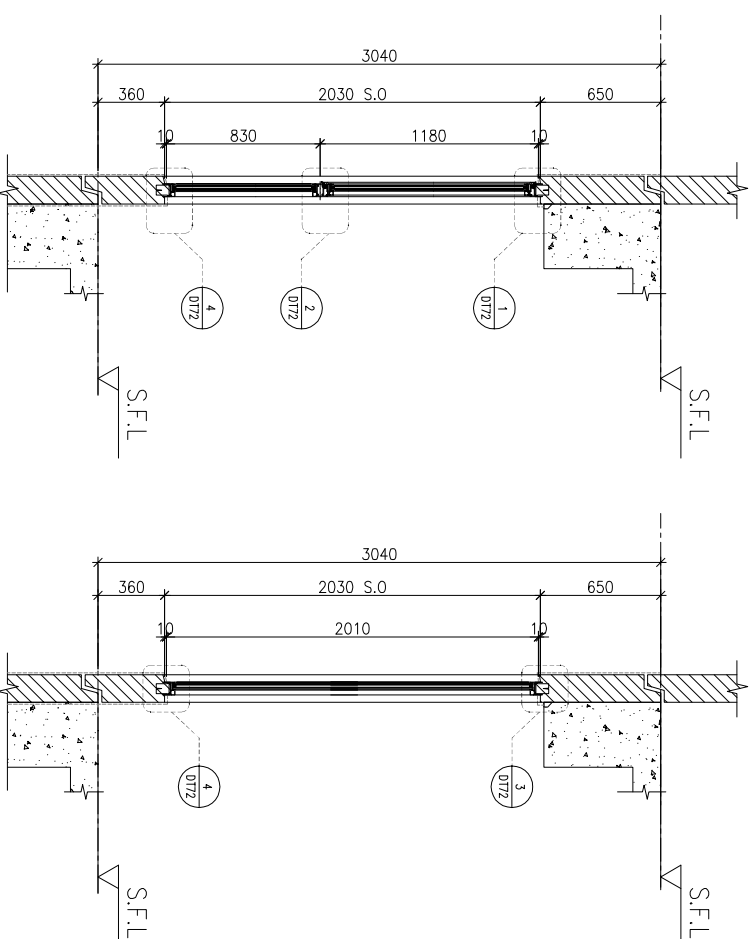
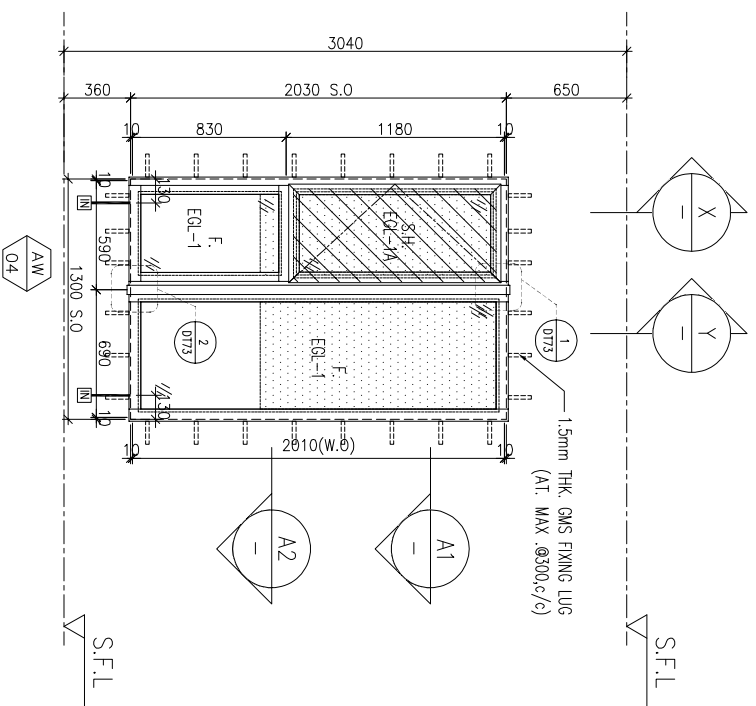
DRAWN BY : Ivn

CHECKED BY :

美特鋁質有限公司
MIDI ALUMINIUM FABRICATOR LTD.
Units 6-8, Sunray Industrial Centre, 1/F
610 Cho Kwai Ling Road, Kwai Tsing
Tel: 23489211-4 Fax: (852) 27272666

DWG NO. : J856-SD-PW-5103 REV. : F

REQUIRED		PROVIDED		
LOCATION	OPENABLE AREA	GLAZING AREA	OPENABLE AREA	GLAZING AREA
A3-MBR	0.435	0.696	0.548	1.24
B2-MBR	0.435	0.696		



BD. REF : _____

CLIENT : **SUN HUNG KAI**
REAL ESTATE AGENCY LTD.
42/F SUN HUNG KAI CENTRE, WANCHAI, HONGKONG

ARCHITECT : **lwk&partners**
a r c h i t e c t s

MAIN CONTRACTOR : **怡輝建築有限公司**
Yee Fai Building Contractors Ltd.

STRUCTURAL ENGINEER : **ARUP**

FAÇADE CONSULTANT : **ALPHA CONSULTING LIMITED**
Steel Structure & Façade Specialist

NOTE :
1. ALL DIMENSIONS ARE IN mm.
2. ALL ELEVATIONS ARE VIEWED FROM OUTSIDE.
3. ALL DIMENSIONS TO BE VERIFIED ON SITE BEFORE FABRICATION.

LEGEND :
X1 ——— DETAIL MARK NO.
X001 ——— REFER SHEET NO.

4. GLASS LEGEND

EGL-1--8mmHS+12mm AIR GAP+10mmTP THK. I.G.U.
EGL-2--10mm THK. CLEAR TEMPERED GLASS
EGL-4--10mm THK. TEMPERED ACID ETCHED GLASS
EGL-1A-8mmHS+12mm AIR GAP+8mmTP THK. I.G.U.
EGL-1B-8mmHS+12mm AIR GAP+10mmTP ACID-ETCHED THK. I.G.U.

NO.	DATE	REVISION	REVISION SUBJECT TO ARCH-COMMENT	BY
G	21/09/2022	REVISION SUBJECT TO ARCH-COMMENT	None	
F	17/08/2022	REVISION SUBJECT TO ARCH-COMMENT	None	
E	06/07/2022	REVISION SUBJECT TO ARCH-COMMENT	None	
D	17/12/2021	REVISION SUBJECT TO ARCH-COMMENT	None	
C	29/11/2021	REVISION SUBJECT TO ARCH-COMMENT	None	
B	03/11/2021	REVISION SUBJECT TO ARCH-COMMENT	None	
A	12/10/2021	REVISION SUBJECT TO ARCH-COMMENT	None	

JOB NO. : J-856

PROJECT : PROPOSED DEVELOPMENT ABOVE LIGHT RAIL TIN WING STOP-TS/WTL NO.23,AREA 33,TIN SHUI WAI, N.T.

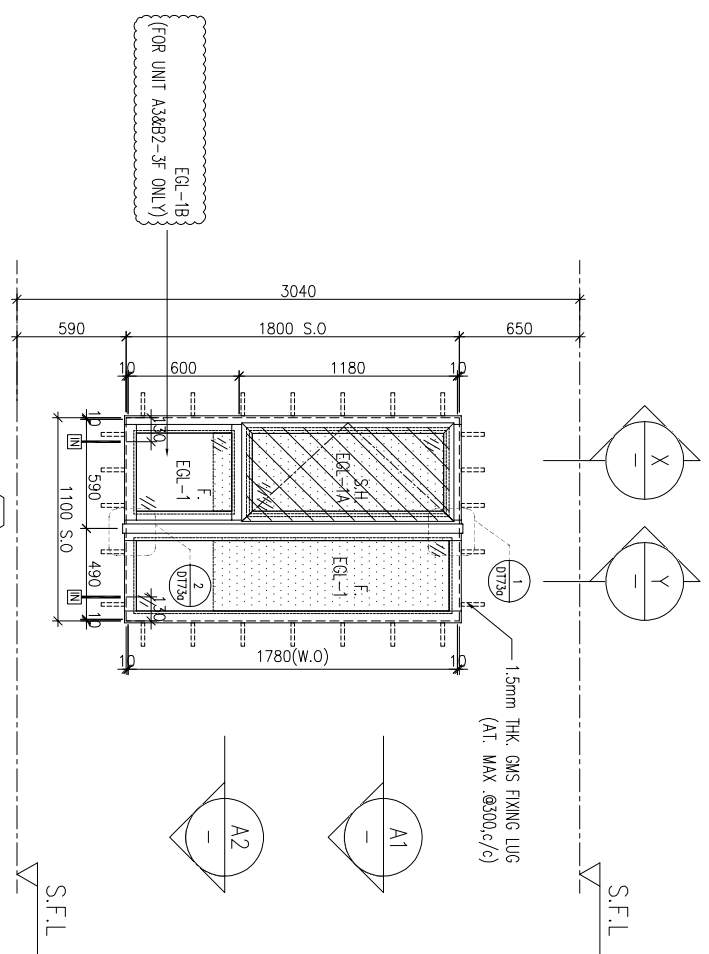
TITLE : WINDOW SCHEDULE FOR TOWER 1 ALUM. WINDOW

DATE : 02-Aug-21 SCALE : 1:40
DRAWN BY : Ivan CHECKED BY :
MIDI ALUMINIUM FABRICATOR LTD.
Units 6-8, Sunray Industrial Centre, 1/F
610 Cho Kwai Ling Road, Kwai Tsou
Tel:23489211-4 Fax:(852)27272666
DWG NO. : J856-SD-PW-5104 REV : G

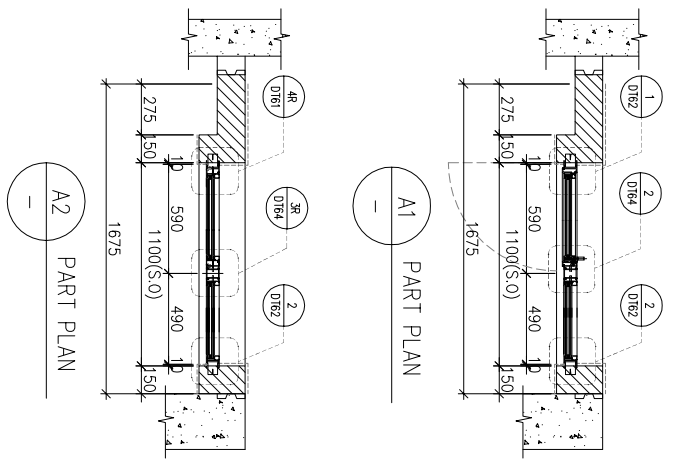
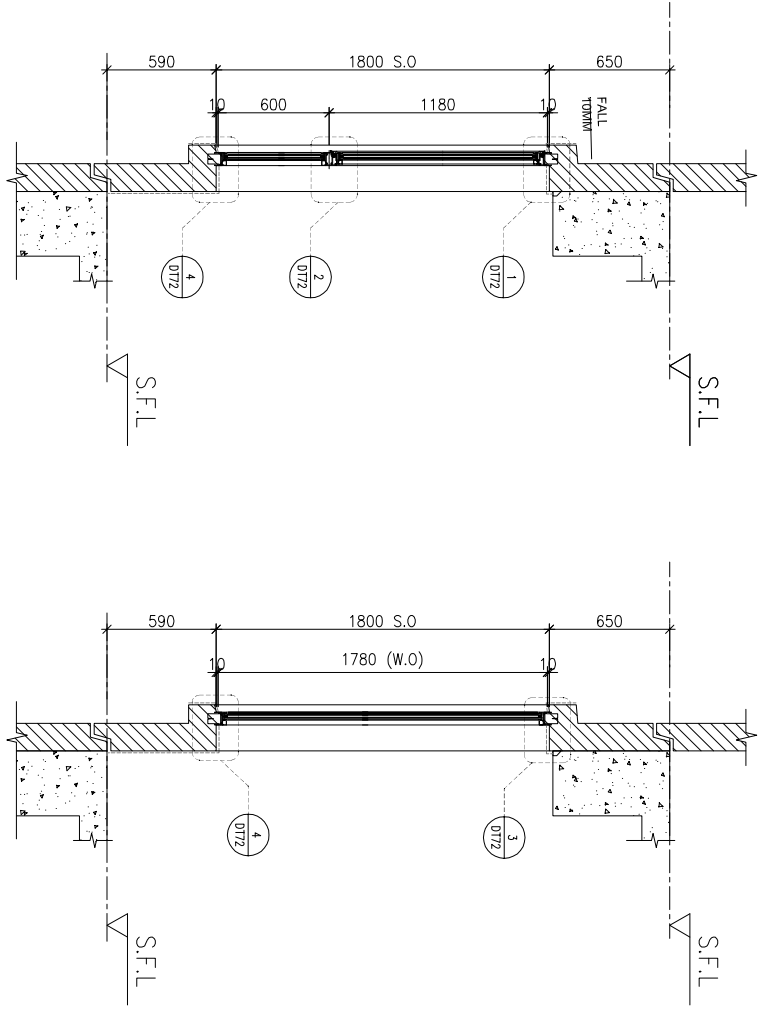
WINDOW MARK	LOCATION	SECTION	GLAZING	QUANTITY	REMARKS
AW 04	3/F~42/F(4/F,13/F,14/F,24/F,34/F OMITTED) UNIT B2,A3	70mm ALUM. SECTION	EGL-1,EGL-1A	35 Nos / 35 Nos	FAÇADE(TYPE T1PF03R FOR 3/F~42/F) ,4 BAR HINGE-LIP HING (HHMS-N16)
AW 04R	3/F~42/F(4/F,13/F,14/F,24/F,34/F OMITTED) UNIT B7	70mm ALUM. SECTION	EGL-1,EGL-1A	35 Nos	FAÇADE(TYPE T1PF04 FOR 3/F~42/F)

DELETE

LOCATION	OPENABLE AREA	GLAZING AREA	OPENABLE AREA	GLAZING AREA
A3-BR1	0.263	0.420	0.548	0.985
B2-BR2	0.263	0.420		



ELEVATION



WINDOW MARK	REQUIRE	PROVIDED
AW 02		
LOCATION	OPENABLE AREA	GLAZING AREA
A3-BR1	0.263	0.420
B2-BR2	0.263	0.420
SECTION		
70mm ALUM. SECTION		
GLAZING		
EGL-1, EGL-1A		
QUANTITY		
{ 27 Nos }		
REMARKS	FACADE(TYPE T1PF05 FOR 3/F~42/F) , 4 BAR HINGE-LIP HING (HHMS-N16)	

WINDOW MARK	REQUIRE	PROVIDED
AW 02R		
LOCATION	OPENABLE AREA	GLAZING AREA
3/F-42/F(4/F,13/F,14/F,24/F,34/F OMITTED) UNIT B2 (10/F,16/F,20/F,25/F,33/F,38/F,42/F CHANGE TO IN-SITU WINDOW)		
SECTION		
70mm ALUM. SECTION		
GLAZING		
EGL-1, EGL-1A		
QUANTITY		
35 Nos		
REMARKS	FACADE(TYPE T1PF05 FOR 3/F~42/F) , 4 BAR HINGE-LIP HING (HHMS-N16)	

BD. REF :

CLIENT :



MANU CONTRACTOR :
怡輝建築有限公司
Yee Fai Building Contractors Ltd.

STRUCTURAL ENGINEER :



ALPHA CONSULTING LIMITED
 Steel Structure & Façade Specialist

FAÇADE CONSULTANT:

- NOTE:
1. ALL DIMENSIONS ARE IN mm.
 2. ALL ELEVATIONS ARE VIEWED FROM OUTSIDE.
 3. ALL DIMENSIONS TO BE VERIFIED ON SITE BEFORE FABRICATION.
- LEGEND:
- (X1) --- DETAIL MARK NO.
 - (X001) --- REFER SHEET NO.

1. F.F.L. --- FINISHED FLOOR LEVEL
 2. S.F.L. --- STRUCTURAL FLOOR LEVEL
 3. (R) --- REVERSED DETAIL
 4. GLASS LEGEND
- EGL-1 --- 8mmHS+12mm AIR GAP+10mmTP THK. I.G.U.
 EGL-2 --- 10mm THK. CLEAR TEMPERED GLASS
 EGL-4 --- 10mm THK. TEMPERED ACID ETCHED GLASS
 EGL-1A --- 8mmHS+12mm AIR GAP+8mmTP THK. I.G.U.
 EGL-1B --- 8mmHS+12mm AIR GAP+10mmTP ADD-ETCHED THK. I.G.U.

NO.	DATE	REVISION	SUBJECT TO ARCH-COMMENT	BY
H	21/02/2023	REVISION SUBJECT TO ARCH-COMMENT		hw
G	26/10/2022	REVISION SUBJECT REFER TO SH-1324 1/		hw
F	17/08/2022	REVISION SUBJECT TO ARCH-COMMENT		hw
E	17/08/2022	REVISION SUBJECT TO ARCH-COMMENT		hw
D	06/07/2022	REVISION SUBJECT TO ARCH-COMMENT		hw
C	17/12/2021	REVISION SUBJECT TO ARCH-COMMENT		hw

JOB NO. : J-856

PROJECT :
 PROPOSED DEVELOPMENT ABOVE
 LIGHT RAIL TIN WING STOP-TSWTL
 NO.23,AREA 33,TIN SHUI WAI, N.T.

TITLE :
 WINDOW SCHEDULE FOR
 TOWER 1 ALUM. WINDOW

DATE : 02-Aug-21 SCALE : 1:40

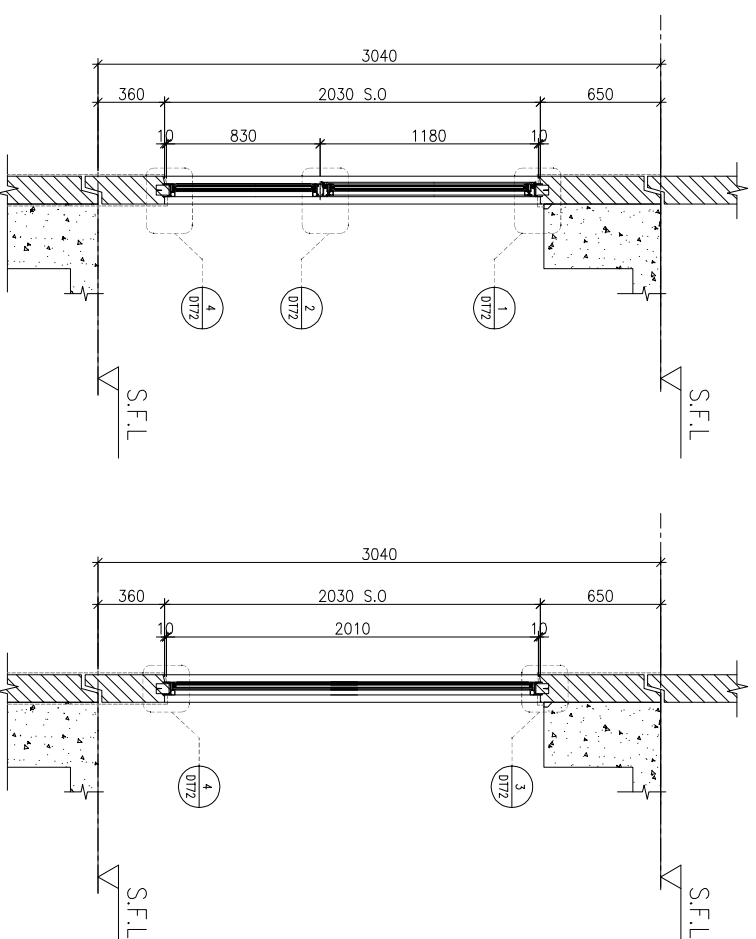
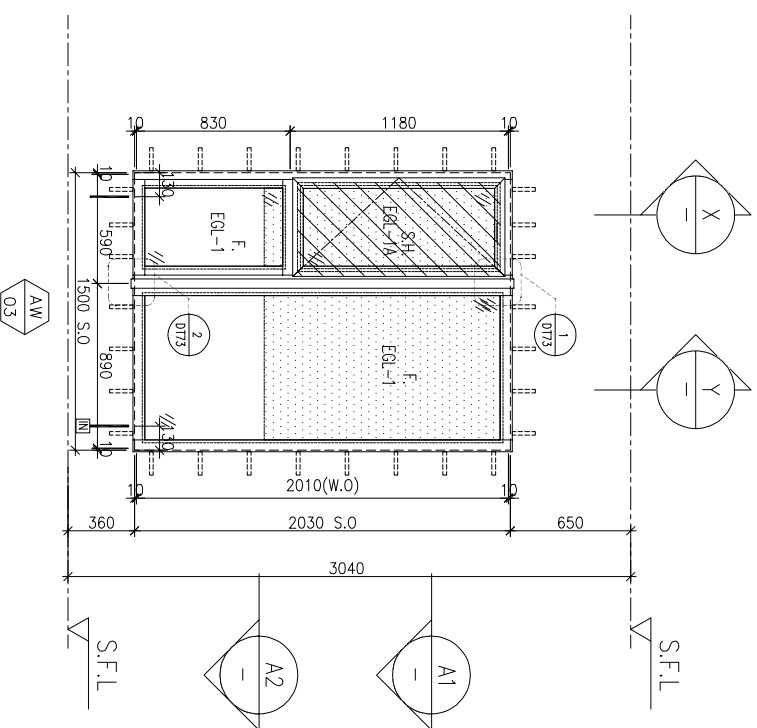
DRAWN BY : Ivn

CHECKED BY :

美特鋁質有限公司
MIDI ALUMINIUM FABRICATOR LTD.
 Units 6-8, Sunray Industrial Centre, 1/F
 610 Cho Kwai Ling Road, Kwai Tsou
 Tel:23489211-4 Fax:(852)2727666

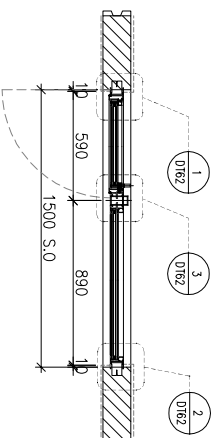
DWG NO. : J856-SD-PW-5105 REV. : H

REQUIRED		PROVIDED	
LOCATION	OPENABLE AREA	GLAZING AREA	OPENABLE AREA
B3-MBR	0.427	0.763	0.548
			GLAZING AREA
			1.495

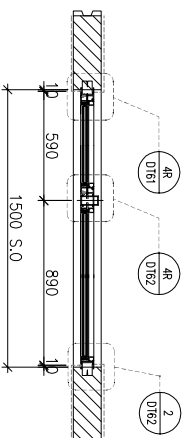


ELEVATION

A1 PART PLAN



A2 PART PLAN



WINDOW MARK	AW 03
LOCATION	3/F-42/F(4/F,13/F,14/F,24/F,34/F OMITTED) UNIT B3
SECTION	70mm ALUM. SECTION
GLAZING	EGL-1, EGL-1A
QUANTITY	35 Nos
REMARKS	FAÇADE(TYPE TYPFOR FOR 3/F~42/F) , 4 BAR HINGE-LIP HING (HHMS-N16)

BD. REF :

CLIENT :

SUN HUNG KAI
REAL ESTATE AGENCY LTD.
42/F, SUN HUNG KAI CENTRE, WANCHAI, HONGKONG

ARCHITECT :

lwk&partners
a r c h i t e c t s

MAIN CONTRACTOR :

怡輝建築有限公司
Yee Fai Building Contractors Ltd.

STRUCTURAL ENGINEER :

ARUP

FAÇADE CONSULTANT :

ALPHA CONSULTING LIMITED
Steel Structure & Façade Specialist

NOTE :

1. ALL DIMENSIONS ARE IN mm.
2. ALL ELEVATIONS ARE VIEWED FROM OUTSIDE.
3. ALL DIMENSIONS TO BE VERIFIED ON SITE BEFORE FABRICATION.

LEGEND :

(X1) --- DETAIL MARK NO.
(X001) --- REFER SHEET NO.

1. F.F.L. --- FINISHED FLOOR LEVEL
2. S.F.L. --- STRUCTURAL FLOOR LEVEL
3. (R) --- REVERSED DETAIL

4. GLASS LEGEND

EGL-1 --- 8mmHS+12mm AIR GAP+10mmTP THK. I.G.U.
EGL-2 --- 10mm THK. CLEAR TEMPERED GLASS
EGL-4 --- 10mm THK. TEMPERED ACID ETCHED GLASS
EGL-1A --- 8mmHS+12mm AIR GAP+8mmTP THK. I.G.U.
EGL-1B --- 8mmHS+12mm AIR GAP+10mmTP ACID-ETCHED THK. I.G.U.

NO.	DATE	REVISION	SUBJECT TO ARCH-COMMENT	BY
H	21/09/2022	REVISION	SUBJECT TO ARCH-COMMENT	ivan
G	17/08/2022	REVISION	SUBJECT TO ARCH-COMMENT	ivan
F	06/07/2022	REVISION	SUBJECT TO ARCH-COMMENT	ivan
E	17/12/2021	REVISION	SUBJECT TO ARCH-COMMENT	ivan
D	17/12/2021	REVISION	SUBJECT TO ARCH-COMMENT	ivan
C	29/11/2021	REVISION	SUBJECT TO ARCH-COMMENT	ivan

JOB NO. : J-856

PROJECT : PROPOSED DEVELOPMENT ABOVE LIGHT RAIL TIN WING STOP-TSWTL NO.23,AREA 33,TIN SHUI WAI, N.T.

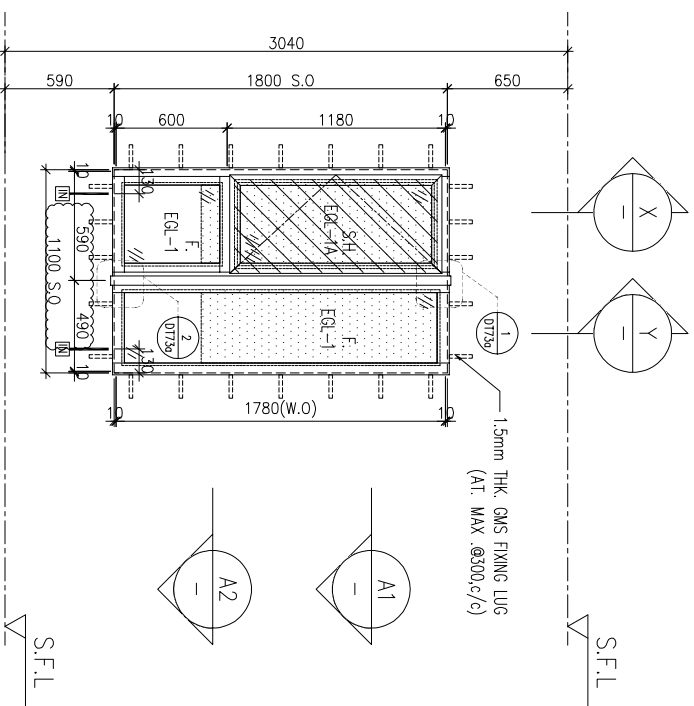
TITLE : WINDOW SCHEDULE FOR TOWER 1 ALUM. WINDOW

DATE : 02-Aug-21 SCALE : 1:40

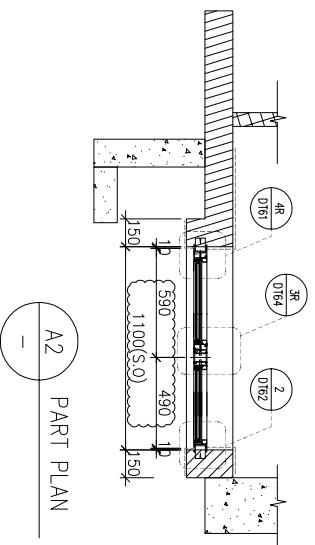
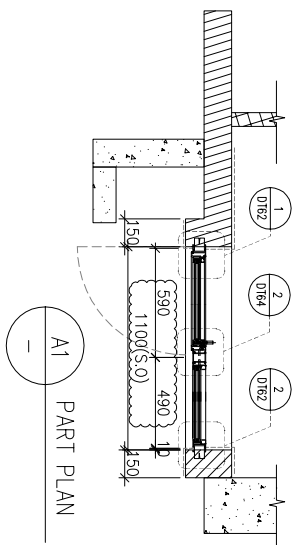
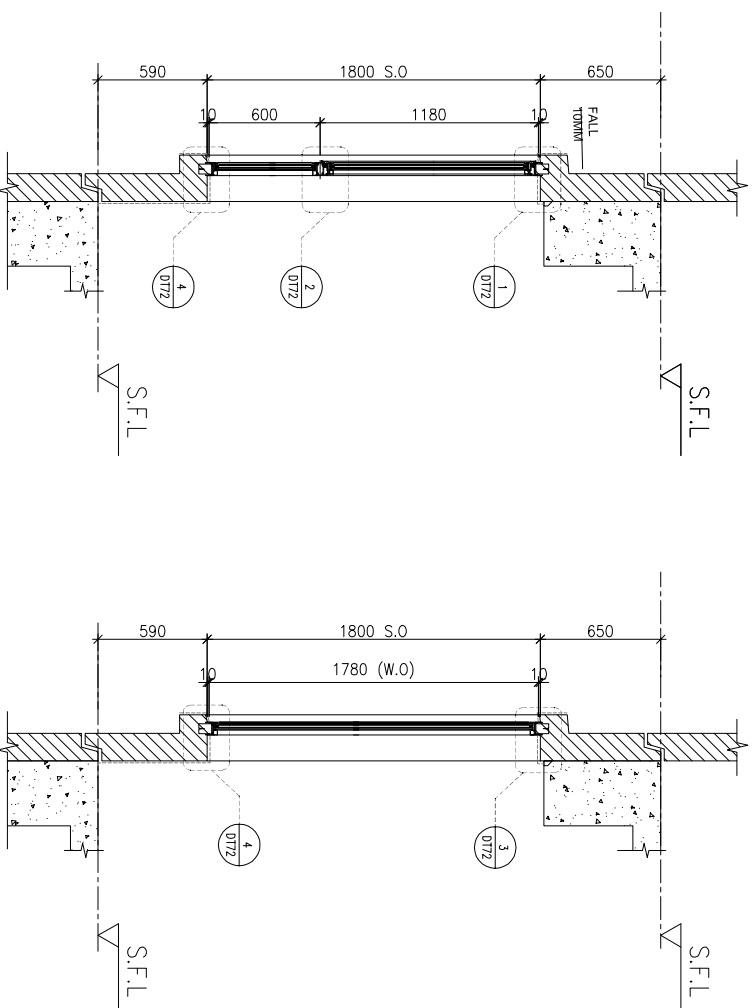
DRAWN BY : ivan CHECKED BY :

美特鋁質有限公司
MIDI ALUMINIUM FABRICATOR LTD.
Units 6-8, Sunray Industrial Centre, 1/F
610 Cho Kwai Ling Road, Kwai Tsou
Tel:23489211-4 Fax:(852)2727666
DWG NO. : J856-SD-PW-5106 REV. : H

REQUIRE	PROVIDED
LOCATION	
OPENABLE AREA	0.263
GLAZING AREA	0.420
OPENABLE AREA	{0.525}
GLAZING AREA	{0.961}



ELEVATION



WINDOW MARK	AW 02
LOCATION	3/F-42/F(4/F,13/F,14/F,24/F,34/F OMITTED) UNIT B8
SECTION	70mm ALUM. SECTION
GLAZING	EGL-1, EGL-1A
QUANTITY	35 Nos
REMARKS	FAÇADE(TYPE T1)FOR 3/F~42/F) , 4 BAR HINGE-LIP HING (HHMS-N16)

BD. REF :

CLIENT :

SUN HUNG KAI
REAL ESTATE AGENCY LTD.

42/F, SUN HUNG KAI CENTRE, WANCHAI, HONGKONG

ARCHITECT :

lwk&partners
a r c h i t e c t s

MAIN CONTRACTOR :

怡輝建築有限公司
Yee Fai Building Contractors Ltd.

STRUCTURAL ENGINEER :

ARUP

FAÇADE CONSULTANT :

ALPHA CONSULTING LIMITED
Steel Structure & Façade Specialist

- NOTE :
1. ALL DIMENSIONS ARE IN mm.
 2. ALL ELEVATIONS ARE VIEWED FROM OUTSIDE.
 3. ALL DIMENSIONS TO BE VERIFIED ON SITE BEFORE FABRICATION.

LEGEND :

- (X1) --- DETAIL MARK NO.
(X001) --- REFER SHEET NO.
1. F.F.L. --- FINISHED FLOOR LEVEL
 2. S.F.L. --- STRUCTURAL FLOOR LEVEL
 3. (R) --- REVERSED DETAIL

4. GLASS LEGEND

- EGL-1 --- 8mmHS+12mm AIR GAP+10mmTP THK. I.G.U.
EGL-2 --- 10mm THK. CLEAR TEMPERED GLASS
EGL-4 --- 10mm THK. TEMPERED ACID ETCHED GLASS
EGL-1A --- 8mmHS+12mm AIR GAP+8mmTP THK. I.G.U.
EGL-1B --- 8mmHS+12mm AIR GAP+10mmTP ACID-ETCHED THK. I.G.U.

NO.	DATE	REVISION	REASON	BY
F	21/02/2023	REVISION SUBJECT TO ARCH-COMMENT		lwk
E	17/08/2022	REVISION SUBJECT TO ARCH-COMMENT		lwk
D	06/07/2022	REVISION SUBJECT TO ARCH-COMMENT		lwk
C	17/12/2021	REVISION SUBJECT TO ARCH-COMMENT		lwk
B	29/11/2021	REVISION SUBJECT TO ARCH-COMMENT		lwk
A	03/11/2021	REVISION SUBJECT TO ARCH-COMMENT		lwk

JOB NO. : J-856

PROJECT : PROPOSED DEVELOPMENT ABOVE LIGHT RAIL TIN WING STOP-TSWTL NO.23,AREA 33,TIN SHUI WAI, N.T.

TITLE : WINDOW SCHEDULE FOR TOWER 1 ALUM. WINDOW

DATE : 02-Aug-21 SCALE : 1:40

DRAWN BY : Ivn

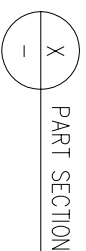
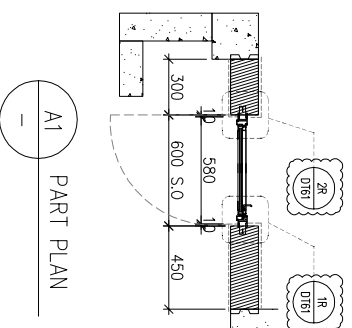
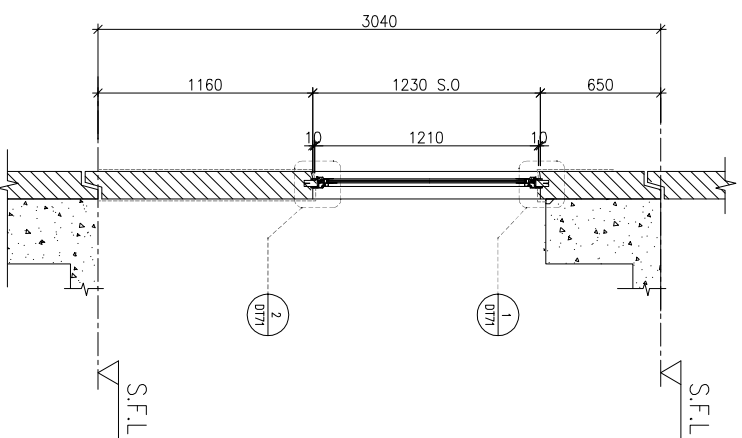
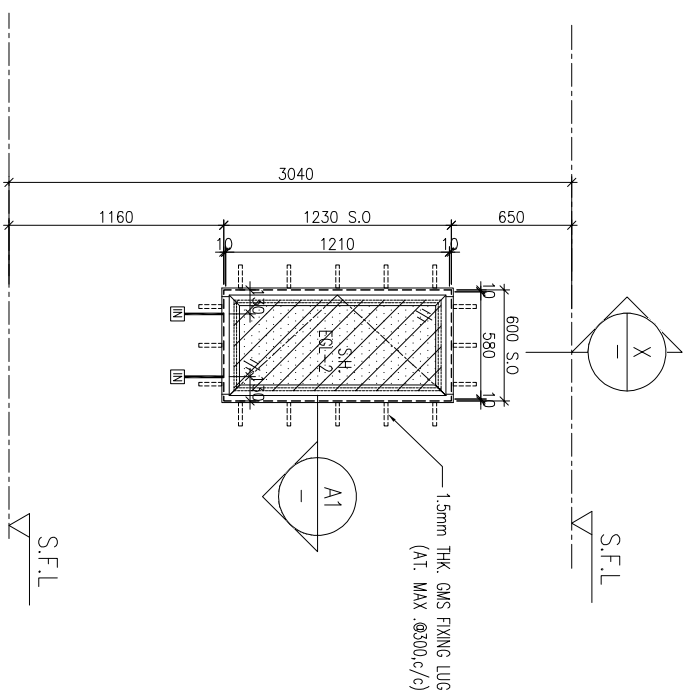
CHECKED BY :

美特鋁質有限公司
MIDI ALUMINIUM FABRICATOR LTD.

Units 6-8, Sunray Industrial Centre, 1/F
610 Cho Kwai Ling Road, Kwai Tsoum
Tel:23489211-4 Fax:(852)2727666

DWG NO. : J856-SD-PW-5107 REV. : F

REQUIRED		PROVIDED	
LOCATION	OPENABLE AREA	GLAZING AREA	OPENABLE AREA
B3-KIT	0.251	0.401	0.549
			GLAZING AREA
			0.456



B.D. REF :	
CLIENT :	SUN HUNG KAI REAL ESTATE AGENCY LTD. <small>42/F, SUN HUNG KAI CENTRE, WANCHAI, HONGKONG</small>
ARCHITECT :	lwk&partners <small>a f c h i l e o i s</small>
MAIN CONTRACTOR :	怡輝建築有限公司 Yee Fai Building Contractors Ltd.
STRUCTURAL ENGINEER :	ARUP <small>ALPHA CONSULTING LIMITED Steel Structure & Facade Specialist</small>
FAÇADE CONSULTANT :	

NOTE :	1. ALL DIMENSIONS ARE IN mm.		
	2. ALL ELEVATIONS ARE VIEWED FROM OUTSIDE.		
	3. ALL DIMENSIONS TO BE VERIFIED ON SITE BEFORE FABRICATION.		
LEGEND :			
(X1)	DETAIL MARK NO.		
(X001)	REFER SHEET NO.		
1.	F.F.L. --- FINISHED FLOOR LEVEL		
2.	S.F.L. --- STRUCTURAL FLOOR LEVEL		
3.	(R) --- REVERSED DETAIL		
4.	GLASS LEGEND		
EGL-1	--8mmHS+12mm AIR GAP+10mmTP THK. I.G.U.		
EGL-2	--10mm THK. CLEAR TEMPERED GLASS		
EGL-4	--10mm THK. TEMPERED ACID ETCHED GLASS		
EGL-1A	--8mmHS+12mm AIR GAP+8mmTP THK. I.G.U.		
EGL-1B	--8mmHS+12mm AIR GAP+10mmTP ACID-ETCHED THK. I.G.U.		
NO.	DATE	REVISION	BY
G	14/11/2022	REVISION SUBJECT TO ARCH-COMMENT	hcn
F	21/09/2022	REVISION SUBJECT TO ARCH-COMMENT	hcn
E	17/08/2022	REVISION SUBJECT TO ARCH-COMMENT	hcn
D	06/07/2022	REVISION SUBJECT TO ARCH-COMMENT	hcn
C	17/12/2021	REVISION SUBJECT TO ARCH-COMMENT	hcn
B	29/11/2021	REVISION SUBJECT TO ARCH-COMMENT	hcn
A	03/11/2021	REVISION SUBJECT TO ARCH-COMMENT	hcn

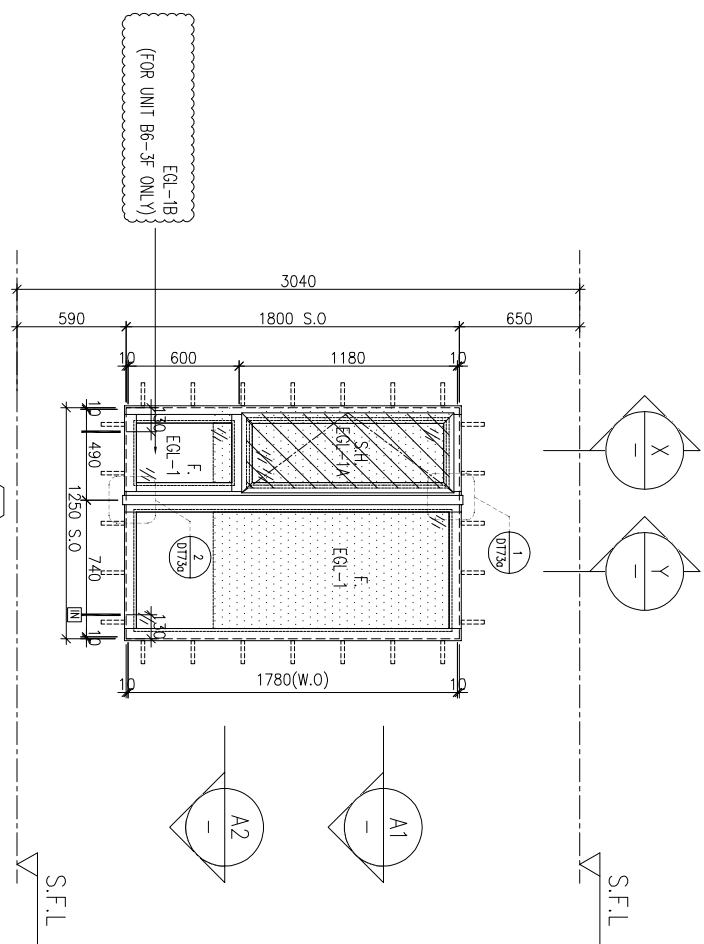
JOB NO. :	J-856
PROJECT :	PROPOSED DEVELOPMENT ABOVE LIGHT RAIL TIN WING STOP-TSWTL NO.23,AREA 33,TIN SHUI WAI, N.T.
TITLE :	WINDOW SCHEDULE FOR TOWER 1 ALUM. WINDOW
DATE :	02-Aug-21
SCALE :	1:40
DRAWN BY :	Ivan
CHECKED BY :	

UNIT 6-8, Sunray Industrial Centre, 1/F 610 Cho Kwai Ling Road, Kowloon Tel:23489211-4 Fax:(852)27272666	美特鋁質有限公司 MIDI ALUMINIUM FABRICATOR LTD.
DWG NO. : J856-SD-PW-5108	REV. : G

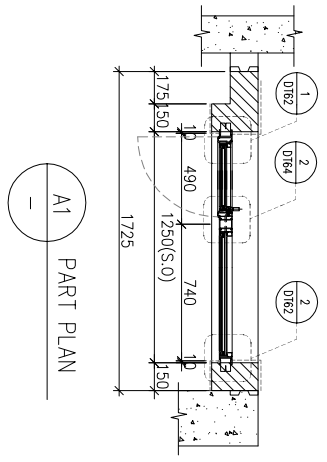
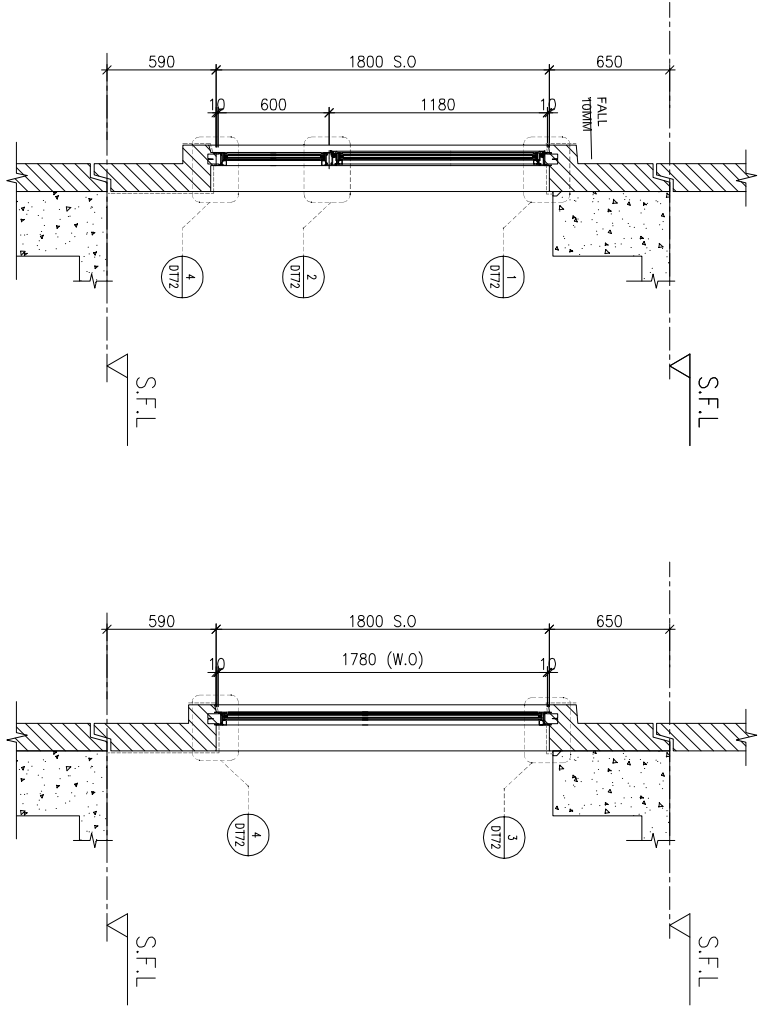
WINDOW MARK	AW 06
LOCATION	3/F-42/F(4/F,13/F,14/F,24/F,34/F OMITTED) UNIT B3
SECTION	50mm ALUM. SECTION
GLAZING	EGL-2
QUANTITY	35 Nos
REMARKS	FAÇADE(TYPE T1PFIOR FOR 3/F~42/F) ,4 BAR HINGE-LIP HING (HHMS-N16)

ELEVATION

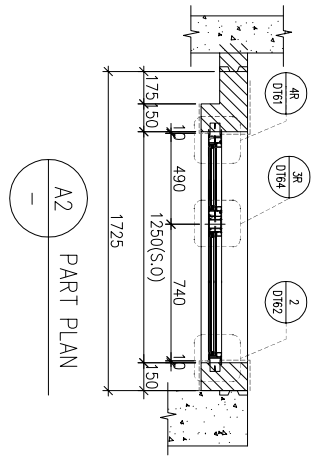
REQUIRED		PROVIDED		
LOCATION	OPENABLE AREA	GLAZING AREA	OPENABLE AREA	GLAZING AREA
(B6-BR2)	0.263	0.420	0.439	1.19
(B7-BR2)	0.263	0.420		



ELEVATION



A1 PART PLAN



A2 PART PLAN

WINDOW MARK	LOCATION	SECTION	GLAZING	QUANTITY	REMARKS
AW 02d	3/F, 42/F, 4/F, 13/F, 14/F, 24/F, 34/F (OMITTED)	70mm ALUM. SECTION	EGL-1, EGL-1A	35 Nos	FAÇADE (TYPE T1P05R FOR 5/F~42/F), 4 BAR HINGE-LIP HING (HHMS-N12)

BD. REF :

CLIENT :



42/F, SUN HUNG KAI CENTRE, WANCHAI, HONGKONG

ARCHITECT :
lwk&partners
a r c h i t e c t s

MAIN CONTRACTOR :



Yee Fai Building Contractors Ltd.

STRUCTURAL ENGINEER :



FAÇADE CONSULTANT:



Alpha Consulting Limited
Steel Structure & Façade Specialist

- NOTE:
1. ALL DIMENSIONS ARE IN mm.
 2. ALL ELEVATIONS ARE VIEWED FROM OUTSIDE.
 3. ALL DIMENSIONS TO BE VERIFIED ON SITE BEFORE FABRICATION.

LEGEND :

- (X1) --- DETAIL MARK NO.
- (X001) --- REFER SHEET NO.

1. F.F.L. --- FINISHED FLOOR LEVEL
2. S.F.L. --- STRUCTURAL FLOOR LEVEL
3. (R) --- REVERSED DETAIL

4. GLASS LEGEND

- EQI-1 --- 8mmHS+12mm AIR GAP+10mmTP THK. I.G.U.
- EQI-2 --- 10mm THK. CLEAR TEMPERED GLASS
- EQI-4 --- 10mm THK. TEMPERED ACID ETCHED GLASS
- EQI-1A --- 8mmHS+12mm AIR GAP+8mmTP THK. I.G.U.
- EQI-1B --- 8mmHS+12mm AIR GAP+10mmTP ACID-ETCHED THK. I.G.U.

NO.	DATE	REVISION	BY
H	21/02/2023	REVISION SUBJECT TO ARCH-COMMENT	lwk
G	21/09/2022	REVISION SUBJECT TO ARCH-COMMENT	lwk
F	17/08/2022	REVISION SUBJECT TO ARCH-COMMENT	lwk
E	06/07/2022	REVISION SUBJECT TO ARCH-COMMENT	lwk
D	17/12/2021	REVISION SUBJECT TO ARCH-COMMENT	lwk
C	29/11/2021	REVISION SUBJECT TO ARCH-COMMENT	lwk

JOB NO. : J-856

PROJECT :

PROPOSED DEVELOPMENT ABOVE LIGHT RAIL TIN WING STOP-TSWTL NO.23, AREA 33, TIN SHUI WAI, N.T.

TITLE : WINDOW SCHEDULE FOR TOWER 1 ALUM. WINDOW

DATE : 02-Aug-21 SCALE : 1:40

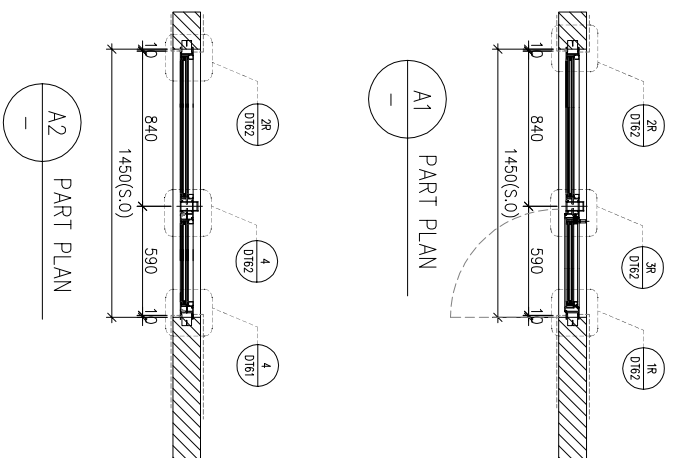
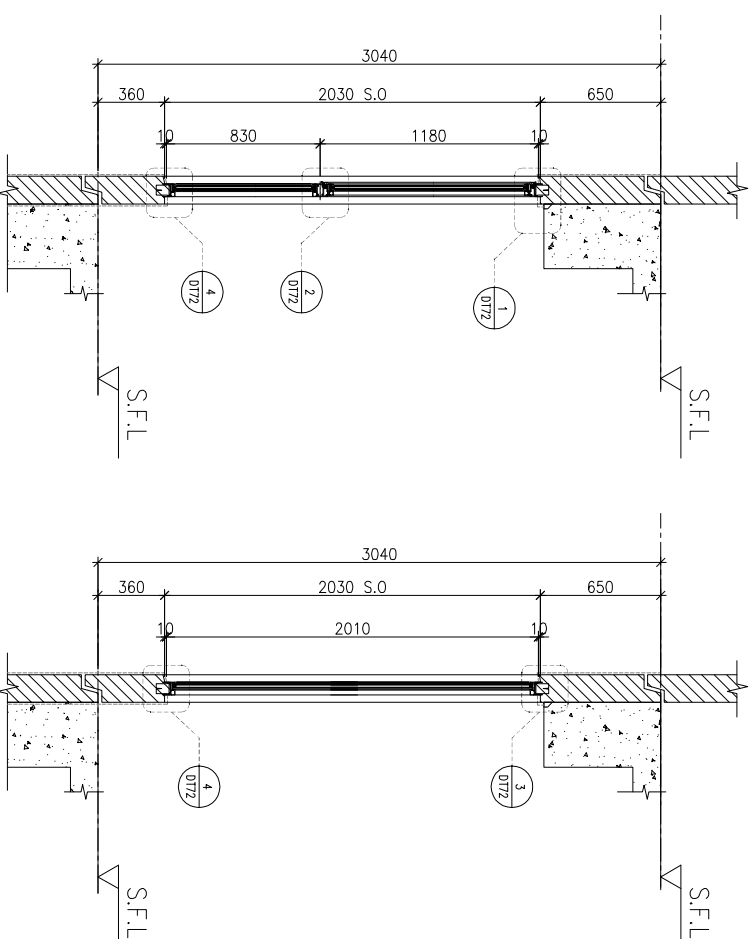
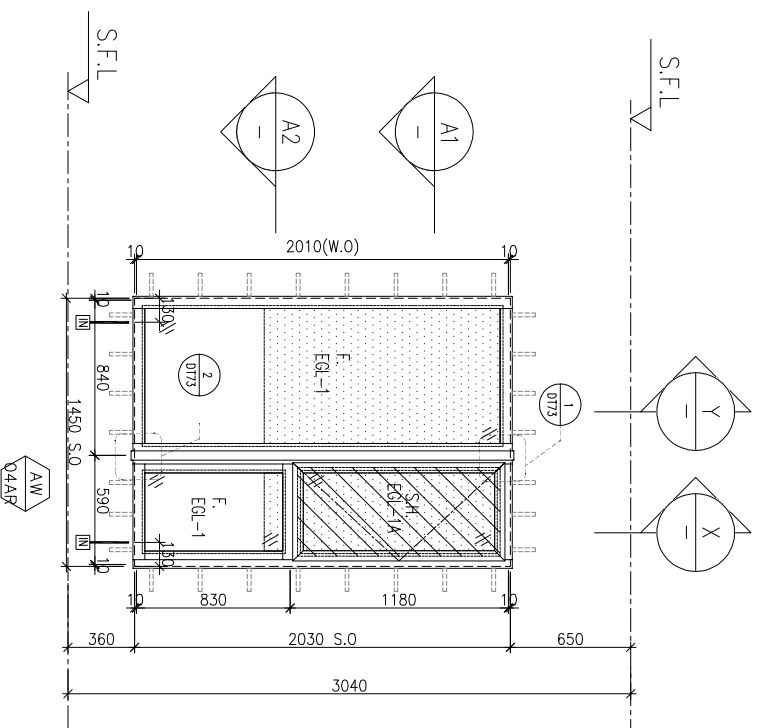
DRAWN BY : lwnn CHECKED BY :



Units 6-8, Sunray Industrial Centre, 1/F, 610 Cho Kwai Ling Road, Kwai Tsoum
Tel: 23489211-4 Fax: (852) 2727666

DWG NO. : J856-SD-PW-5109 REV. : H

REQUIRED		PROVIDED	
LOCATION	OPENABLE AREA	GLAZING AREA	OPENABLE AREA
B7-MBR	0.435	0.696	0.548
			GLAZING AREA
			1.431



X-X PART SECTION

Y-Y PART SECTION

BD. REF : _____

CLIENT : **SUN HUNG KAI**
REAL ESTATE AGENCY LTD.
42/F, SUN HUNG KAI CENTRE, WANCHAI, HONGKONG

ARCHITECT : **lwk&partners**
a r c h i t e c t s

MANU CONTRACTOR : **怡輝建築有限公司**
Yee Fai Building Contractors Ltd.

STRUCTURAL ENGINEER : **ARUP**

FAÇADE CONSULTANT : **ALPHA CONSULTING LIMITED**
Steel Structure & Façade Specialist

NOTE :
1. ALL DIMENSIONS ARE IN mm.
2. ALL ELEVATIONS ARE VIEWED FROM OUTSIDE.
3. ALL DIMENSIONS TO BE VERIFIED ON SITE BEFORE FABRICATION.

LEGEND :
X1 --- DETAIL MARK NO.
X001 --- REFER SHEET NO.

4. GLASS LEGEND

EQ-1--8mmHS+12mm AR GAP+10mmTP THK. I.G.U.
EQ-2--10mm THK. CLEAR TEMPERED GLASS
EQ-4--10mm THK. TEMPERED ACID ETCHED GLASS
EQ-1A-8mmHS+12mm AR GAP+8mmTP THK. I.G.U.
EQ-1B-8mmHS+12mm AR GAP+10mmTP ACID-ETCHED THK. I.G.U.

NO.	DATE	REVISION	SUBJECT TO ARCH-COMMENT	BY
G	21/09/2022	REVISION	SUBJECT TO ARCH-COMMENT	hcn
F	17/08/2022	REVISION	SUBJECT TO ARCH-COMMENT	hcn
E	06/07/2022	REVISION	SUBJECT TO ARCH-COMMENT	hcn
D	17/12/2021	REVISION	SUBJECT TO ARCH-COMMENT	hcn
C	29/11/2021	REVISION	SUBJECT TO ARCH-COMMENT	hcn
B	03/11/2021	REVISION	SUBJECT TO ARCH-COMMENT	hcn
A	12/10/2021	REVISION	SUBJECT TO ARCH-COMMENT	hcn

JOB NO. : J-856

PROJECT : PROPOSED DEVELOPMENT ABOVE LIGHT RAIL TIN WING STOP-TSWTL NO.23,AREA 33,TIN SHUI WAI, N.T.

TITLE : WINDOW SCHEDULE FOR TOWER 1 ALUM. WINDOW

DATE : 02-Aug-21 SCALE : 1:40

DRAWN BY : ivon CHECKED BY :

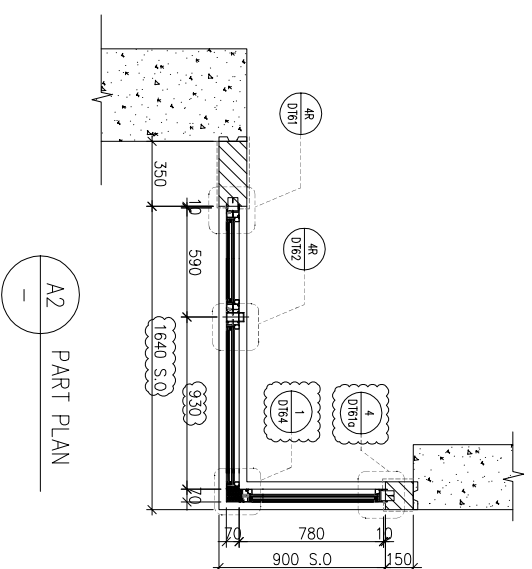
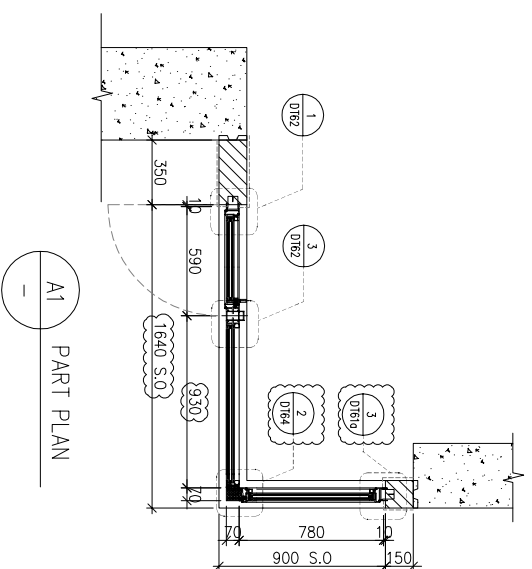
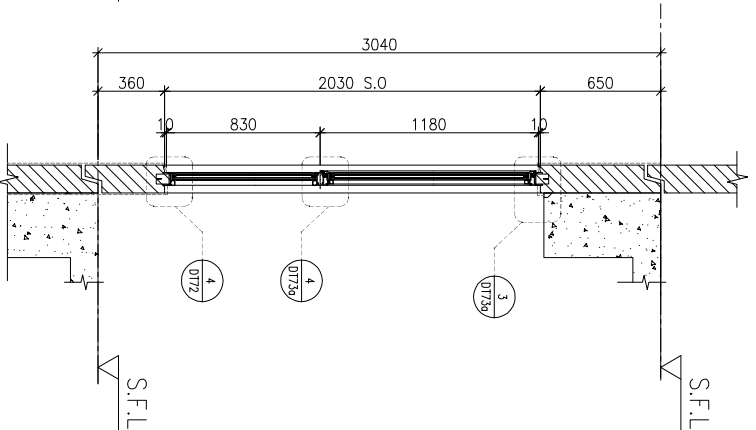
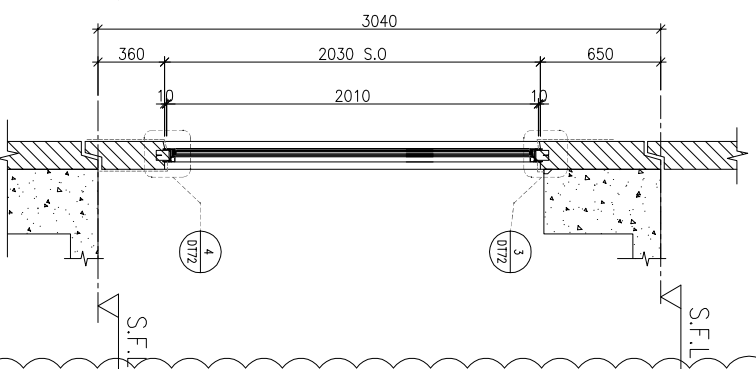
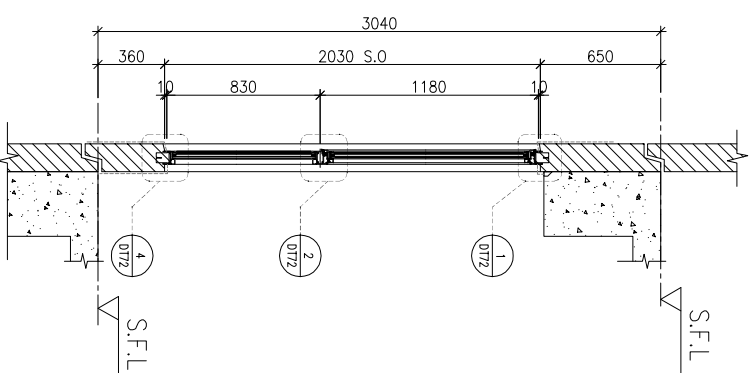
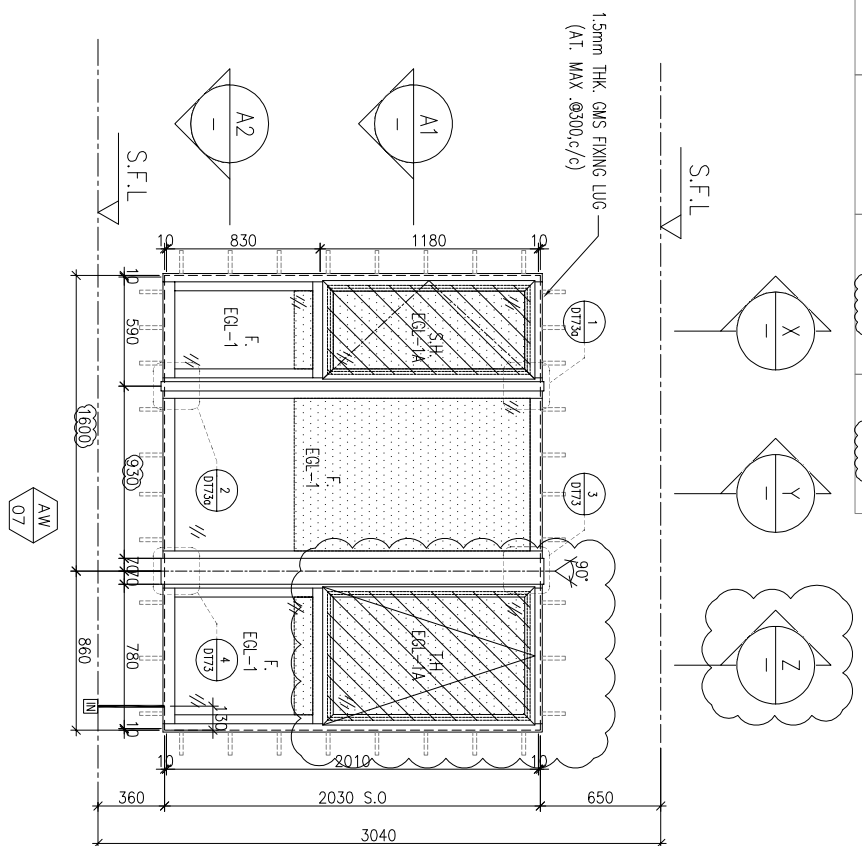
美特鋁質有限公司
MIDI ALUMINIUM FABRICATOR LTD.
Units 6-8, Sunray Industrial Centre, 1/F
610 Cho Kwai Ling Road, Kwai Tsoum
Tel:23489211-4 Fax:(852)2727666

DWG NO. : J856-SD-PW-5110 REV : G

WINDOW MARK	LOCATION	SECTION	GLAZING	QUANTITY	REMARKS
AW Q44AF	3/F-42/F(4/F,13/F,14/F,24/F,34/F OMITTED)	70mm ALUM. SECTION	EGL-1,EGL-1A	35 Nos	FAÇADE(TYPE T1PF03R FOR 3/F~42/F) ,4 BAR HINGE-LIP HING (HHMS-N16)

ELEVATION

REQUIRED		PROVIDED	
LOCATION	OPENABLE AREA	GLAZING AREA	OPENABLE AREA
B8-MBR	0.474	0.759	1.286
			2.249



X-X PART SECTION

Y-Y PART SECTION

Z-Z PART SECTION

A1 PART PLAN

A2 PART PLAN

BD. REF. :

CLIENT : **SUN HUNG KAI**
REAL ESTATE AGENCY LTD.
42/F SUN HUNG KAI CENTRE, WANCHAI, HONGKONG

ARCHITECT : **lwk&partners**
a r c h i t e c t s

MAIN CONTRACTOR : **怡輝建築有限公司**
Yee Fai Building Contractors Ltd.

STRUCTURAL ENGINEER : **ARUP**
ALPHA CONSULTING LIMITED
Steel Structure & Facade Specialist

FAÇADE CONSULTANT :

NOTE :
1. ALL DIMENSIONS ARE IN mm.
2. ALL ELEVATIONS ARE VIEWED FROM OUTSIDE.
3. ALL DIMENSIONS TO BE VERIFIED ON SITE BEFORE FABRICATION.

LEGEND :
X1 --- DETAIL MARK NO.
X001 --- REFER SHEET NO.

1. F.F.L. --- FINISHED FLOOR LEVEL
2. S.F.L. --- STRUCTURAL FLOOR LEVEL
3. (R) --- REVERSED DETAIL

4. GLASS LEGEND
EQ-L-1 --- 8mmHS+12mm AR GAP+10mmTP THK. I.G.U.
EQ-L-2 --- 10mm THK. CLEAR TEMPERED GLASS
EQ-L-4 --- 10mm THK. TEMPERED ACID ETCHED GLASS
EQ-L-1A --- 8mmHS+12mm AR GAP+8mmTP THK. I.G.U.
EQ-L-1B --- 8mmHS+12mm AR GAP+10mmTP ADOD-ETCHED THK. I.G.U.

NO.	DATE	REVISION	REVISION SUBJECT TO ARCH-COMMENT	BY
H	21/02/2023	REVISION SUBJECT TO ARCH-COMMENT	lwk	
G	21/09/2022	REVISION SUBJECT TO ARCH-COMMENT	lwk	
F	17/08/2022	REVISION SUBJECT TO ARCH-COMMENT	lwk	
E	06/07/2022	REVISION SUBJECT TO ARCH-COMMENT	lwk	
D	17/12/2021	REVISION SUBJECT TO ARCH-COMMENT	lwk	
C	29/11/2021	REVISION SUBJECT TO ARCH-COMMENT	lwk	
B	03/11/2021	REVISION SUBJECT TO ARCH-COMMENT	lwk	
A		REVISION SUBJECT TO ARCH-COMMENT	lwk	

JOB NO. : J-856

PROJECT : PROPOSED DEVELOPMENT ABOVE LIGHT RAIL TIN WING STOP-TSWTL NO.23,AREA 33,TIN SHUI WAI, N.T.

TITLE : WINDOW SCHEDULE FOR TOWER 1 ALUM. WINDOW

DATE : 02-Aug-21 SCALE : 1:40

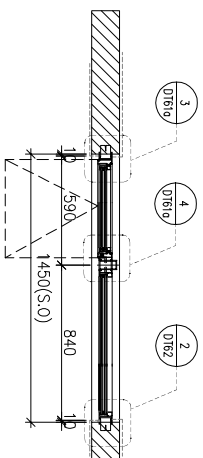
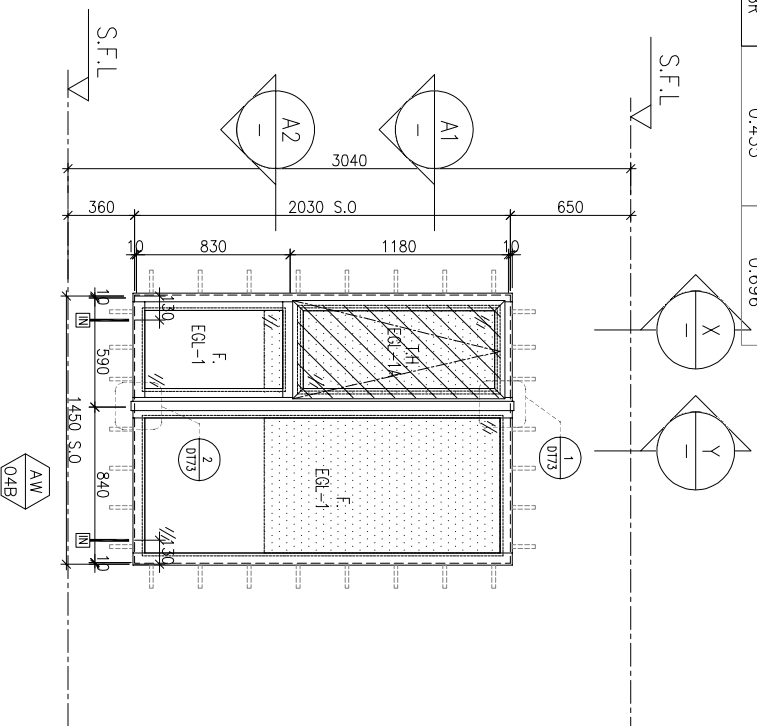
DRAWN BY : IYVN CHECKED BY :

Units 6-8, Sunray Industrial Centre, 1/F
610 Cho Kwai Ling Road, Kwai Tsoum
Tel:23489211-4 Fax:(852)2727666

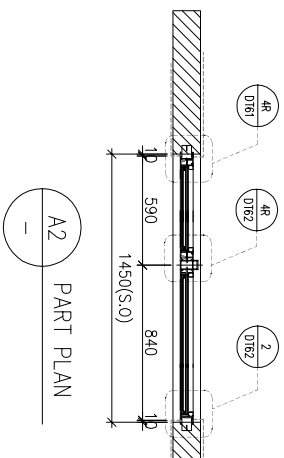
DWG NO. : J856-SD-PW-5111 REV. : H

WINDOW MARK	LOCATION	SECTION	GLAZING	QUANTITY	REMARKS
AM 07	3/F-12/F(4/F OMITTED) UNIT B8	70mm ALUM. SECTION	EGL-1, EGL-1A	9 NOS	FAÇADE(TYPE T1PFS1 FOR 3/F-42/F), 4 BAR HINGE-LIP HING (HHMS-N16 FOR SIDE HUNG, HHMT-14 FOR TOP HUNG)

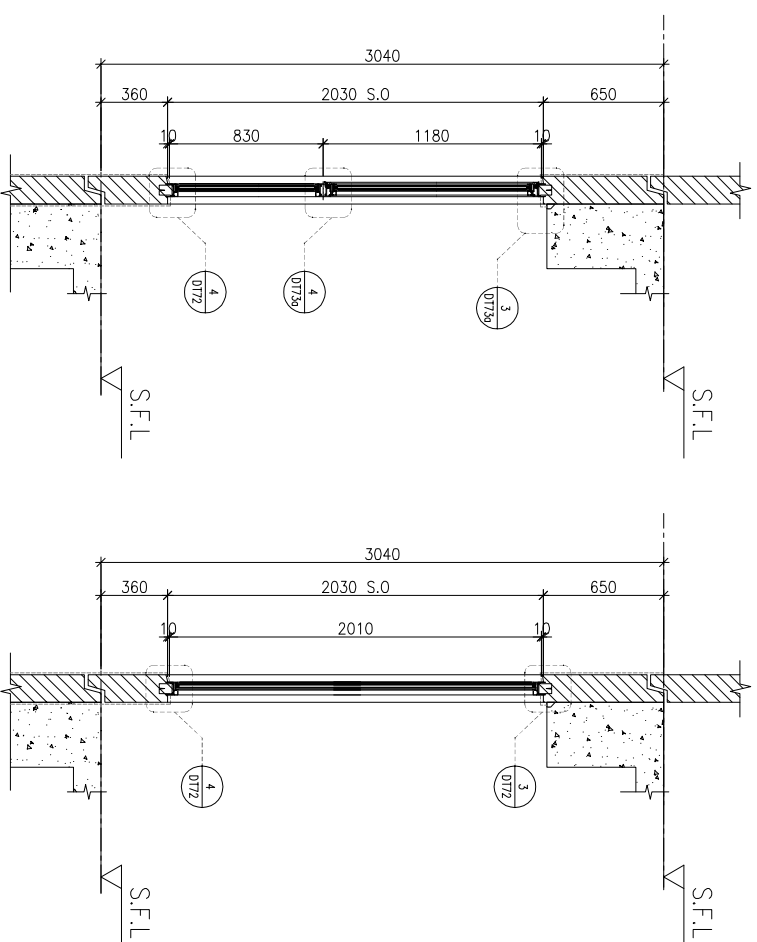
REQUIRE		PROVIDED	
LOCATION	OPENABLE AREA	GLAZING AREA	OPENABLE AREA
A5-MBR	0.435	0.696	0.548
A6-MBR	0.295	0.472	
A7-MBR	0.435	0.696	
B6-MBR	0.435	0.696	1.431



A1 PART PLAN



A2 PART PLAN



X PART SECTION

Y PART SECTION

ELEVATION

WINDOW MARK	LOCATION	SECTION	GLAZING	QUANTITY	REMARKS
AW 04B	3/F-42/F(4/F,13/F,14/F,24/F,34/F OMITTED)	70mm ALUM. SECTION	EGL-1, EGL-1A	35 Nos / 35 Nos / 35 Nos / 35 Nos	4 BAR HINGE-LIP HING (HHMT-14)

BD. REF :

CLIENT :

SUN HUNG KAI
REAL ESTATE AGENCY LTD.
42/F, SUN HUNG KAI CENTRE, WANCHAI, HONGKONG

ARCHITECT :

lwk&partners
a r c h i t e c t s

MAIN CONTRACTOR :

怡輝建築有限公司
Yee Fai Building Contractors Ltd.

STRUCTURAL ENGINEER :

ARUP
ALPHA CONSULTING LIMITED
Steel Structure & Facade Specialist

FAÇADE CONSULTANT :

ARUP
ALPHA CONSULTING LIMITED
Steel Structure & Facade Specialist

- NOTE :
1. ALL DIMENSIONS ARE IN mm.
 2. ALL ELEVATIONS ARE VIEWED FROM OUTSIDE.
 3. ALL DIMENSIONS TO BE VERIFIED ON SITE BEFORE FABRICATION.

LEGEND :

- (X1) --- DETAIL MARK NO.
(X001) --- REFER SHEET NO.

1. F.F.L. --- FINISHED FLOOR LEVEL
2. S.F.L. --- STRUCTURAL FLOOR LEVEL
3. (R) --- REVERSED DETAIL

4. GLASS LEGEND

- EGL-1 --- 8mmHS+12mm AIR GAP+10mmTP THK. I.G.U.
EGL-2 --- 10mm THK. CLEAR TEMPERED GLASS
EGL-4 --- 10mm THK. TEMPERED ACID ETCHED GLASS
EGL-1A --- 8mmHS+12mm AIR GAP+8mmTP THK. I.G.U.
EGL-1B --- 8mmHS+12mm AIR GAP+10mmTP ACID-ETCHED THK. I.G.U.

NO.	DATE	REVISION	REVISION SUBJECT TO ARCH-COMMENT	BY
D	17/08/2022	REVISION SUBJECT TO ARCH-COMMENT	None	None
C	06/07/2022	REVISION SUBJECT TO ARCH-COMMENT	None	None
B	21/12/2021	REVISION SUBJECT TO ARCH-COMMENT	None	None
A	12/10/2021	REVISION SUBJECT TO ARCH-COMMENT	None	None

JOB NO. : J-856

PROJECT :

PROPOSED DEVELOPMENT ABOVE LIGHT RAIL TIN WING STOP-TSWTL NO.23,AREA 33,TIN SHUI WAI, N.T.

TITLE :

WINDOW SCHEDULE FOR TOWER 1 ALUM. WINDOW

DATE : 02-Aug-21 SCALE : 1:40

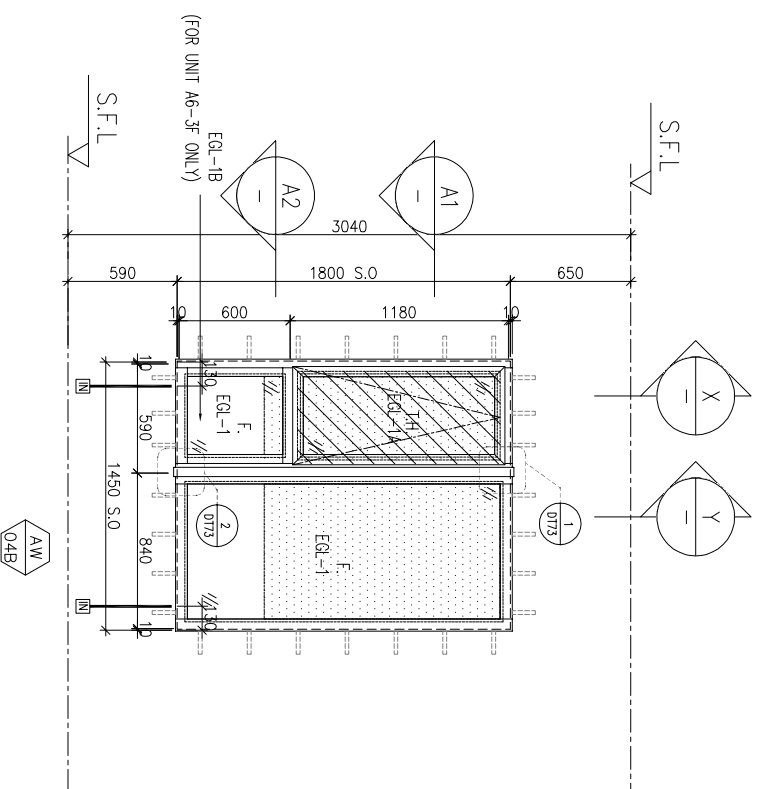
DRAWN BY : Ivan

CHECKED BY :

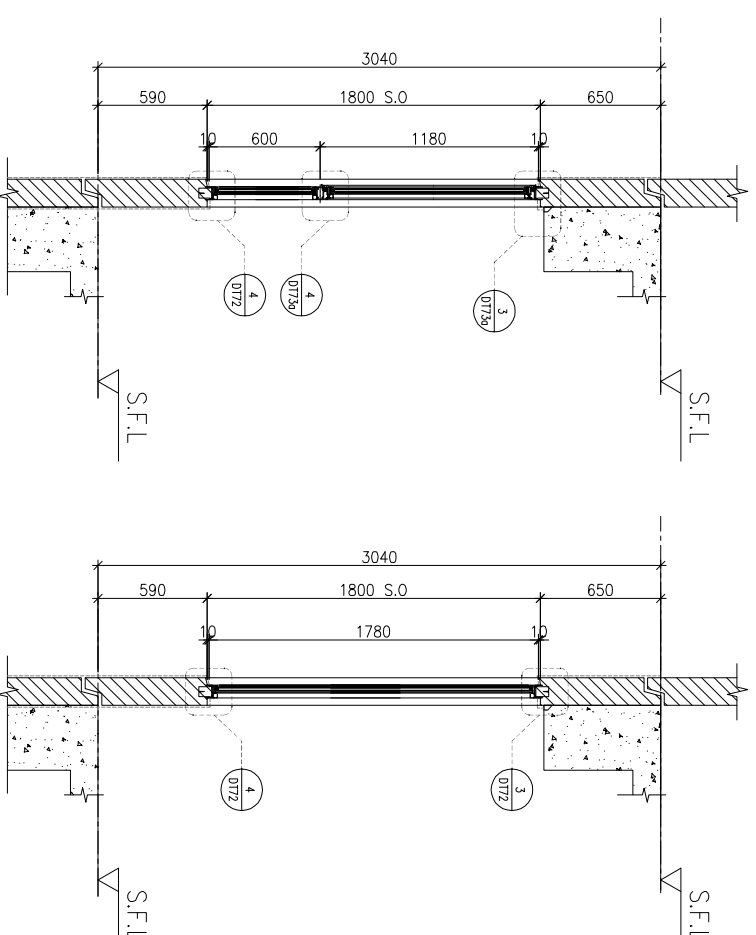
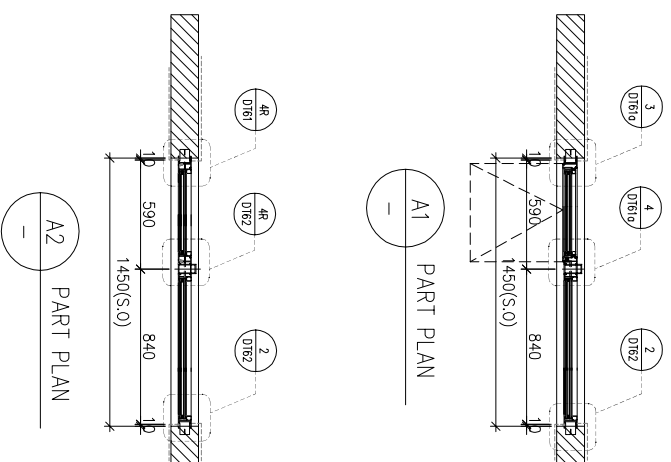
美特鋁質有限公司
MIDI ALUMINUM FABRICATOR LTD.
Units 6-8, Sunray Industrial Centre, 1/F
610 Cho Kwai Ling Road, Kwailoon
Tel:23489211-4 Fax:(852)2727666

DWG NO. : J856-SD-PW-5112 REV : D

REQUIRED		PROVIDED		
LOCATION	OPENABLE AREA	GLAZING AREA	OPENABLE AREA	GLAZING AREA
A5-MBR	0.435	0.696	0.525	1.407
A6-MBR	0.295	0.472		
A7-MBR	0.435	0.696		



ELEVATION



WINDOW MARK	LOCATION	SECTION	GLAZING	QUANTITY	REMARKS
AW O4C	3/F-42/F(4/F,13/F,14/F,24/F,34/F OMITTED)	70mm ALUM. SECTION	EGL-1,EGL-1A	35 Nos / 35 Nos / 35 Nos	4 BAR HINGE-LIP HING (HHMT-14)

B.D. REF :

CLIENT :

SUN HUNG KAI
REAL ESTATE AGENCY LTD.
42/F SUN HUNG KAI CENTRE, WANCHAI, HONGKONG

ARCHITECT :

lwk&partners
a r c h i t e c t s

MAIN CONTRACTOR :

怡輝建築有限公司
Yee Fai Building Contractors Ltd.

STRUCTURAL ENGINEER :

ARUP

FAÇADE CONSULTANT :

ALPHA CONSULTING LIMITED
Steel Structure & Façade Specialist

NOTE :

1. ALL DIMENSIONS ARE IN mm.
2. ALL ELEVATIONS ARE VIEWED FROM OUTSIDE.
3. ALL DIMENSIONS TO BE VERIFIED ON SITE BEFORE FABRICATION.

LEGEND :

(X1) --- DETAIL MARK NO.
(X001) --- REFER SHEET NO.

1. F.F.L. --- FINISHED FLOOR LEVEL
2. S.F.L. --- STRUCTURAL FLOOR LEVEL
3. (R) --- REVERSED DETAIL
4. GLASS LEGEND

EGL-1--8mmHS+12mm AIR GAP+10mmTP THK. I.G.U.
EGL-2--10mm THK. CLEAR TEMPERED GLASS
EGL-4--10mm THK. TEMPERED ACID ETCHED GLASS
EGL-1A-8mmHS+12mm AIR GAP+8mmTP THK. I.G.U.
EGL-1B-8mmHS+12mm AIR GAP+10mmTP ACID-ETCHED THK. I.G.U.

NO.	DATE	REVISION	BY

JOB NO. : J-856

PROJECT : PROPOSED DEVELOPMENT ABOVE LIGHT RAIL TIN WING STOP-TSWTL NO.23,AREA 33,TIN SHUI WAI, N.T.

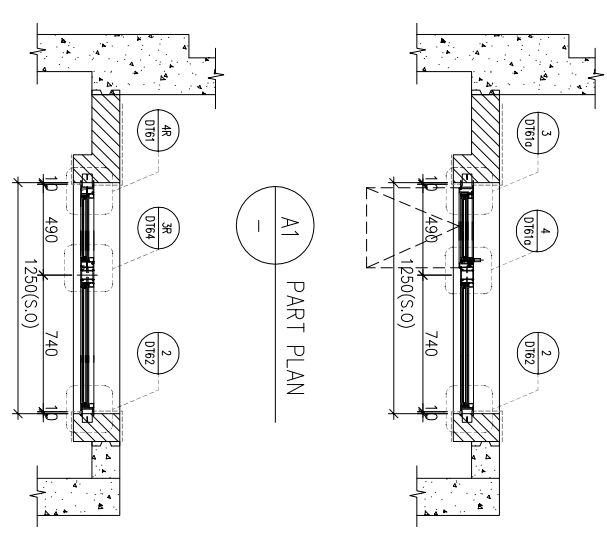
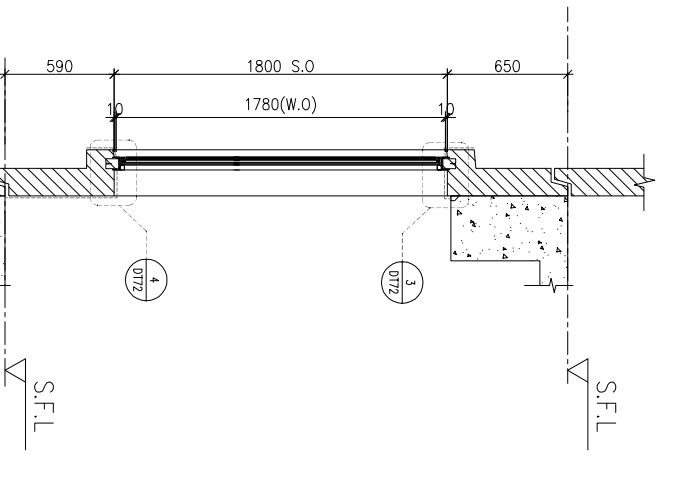
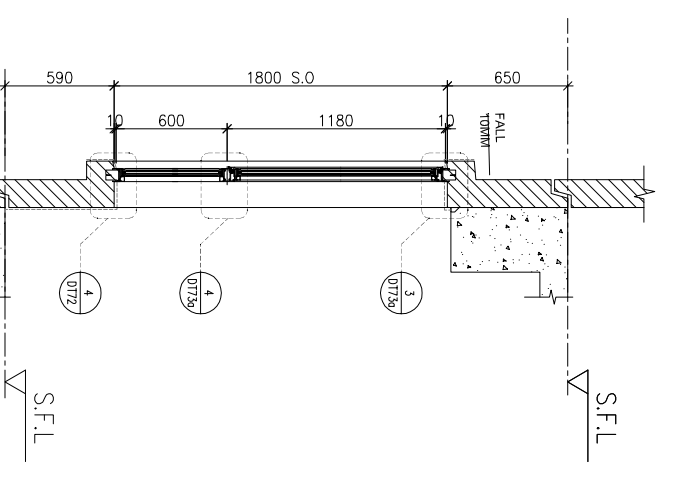
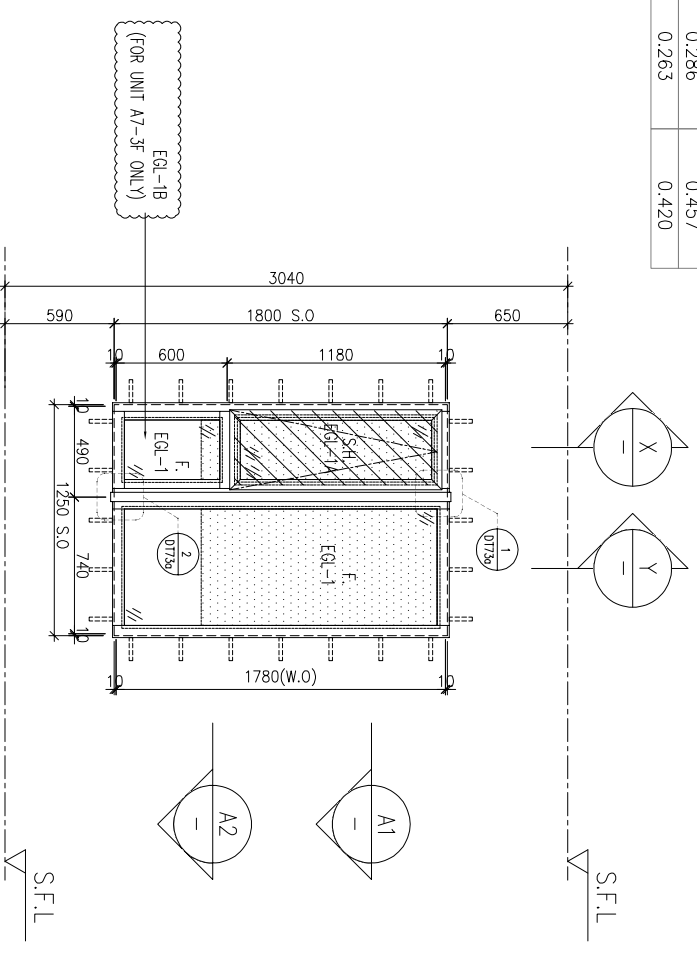
TITLE : WINDOW SCHEDULE FOR TOWER 1 ALUM. WINDOW

DATE : 02-Aug-21 SCALE : 1:40

DRAWN BY : Ivan CHECKED BY :

美特鋁質有限公司
MIDI ALUMINIUM FABRICATOR LTD.
Units 6-8, Sunray Industrial Centre, 1/F
610 Cho Kwai Ling Road, Kowloon
Tel:23489211-4 Fax:(852)2727666
DWG NO. : J856-SD-PW-5112A REV. : -

LOCATION	OPENABLE AREA	GLAZING AREA	OPENABLE AREA	GLAZING AREA
A5-BR2	0.263	0.420	0.439	1.19
A7-BR2	0.263	0.420		
A8-BR2	0.269	0.431		
A8-BR3	0.286	0.457		
B6-BR1	0.263	0.420		



A2 PART PLAN

WINDOW MARK	REQUIRE	PROVIDED
AW 02B		
LOCATION	OPENABLE AREA	GLAZING AREA
SECTION	70mm ALUM. SECTION	3/F-42/F(4/F,13/F,14/F,24/F,34/F OMITTED) UNIT A5, A7, B6
GLAZING	EGL-1, EGL-1A	70mm ALUM. SECTION
QUANTITY	35 Nos / 35 Nos / 35 Nos	EGL-1, EGL-1A
REMARKS	4 BAR HINGE-LIP HING (HHMT-14)	35 Nos / 35 Nos / 35 Nos

BD. REF : _____

CLIENT : **SUN HUNG KAI**
REAL ESTATE AGENCY LTD.
42/F SUN HUNG KAI CENTRE, WANCHAI, HONGKONG

ARCHITECT : **lwk&partners**
a r c h i t e c t s

MANU CONTRACTOR : **怡輝建築有限公司**
Yee Fai Building Contractors Ltd.

STRUCTURAL ENGINEER : **ARUP**

FAÇADE CONSULTANT : **ALPHA CONSULTING LIMITED**
Steel Structure & Façade Specialist

NOTE :
1. ALL DIMENSIONS ARE IN mm.
2. ALL ELEVATIONS ARE VIEWED FROM OUTSIDE.
3. ALL DIMENSIONS TO BE VERIFIED ON SITE BEFORE FABRICATION.

LEGEND :
X1 --- DETAIL MARK NO.
X001 --- REFER SHEET NO.

1. F.F.L. --- FINISHED FLOOR LEVEL
2. S.F.L. --- STRUCTURAL FLOOR LEVEL
3. (R) --- REVERSED DETAIL
4. GLASS LEGEND

EQI-1 --- 8mmHS+12mm AIR GAP+10mmTP THK. I.G.U.
EQI-2 --- 10mm THK. CLEAR TEMPERED GLASS
EQI-4 --- 10mm THK. TEMPERED ACID ETCHED GLASS
EQI-1A --- 8mmHS+12mm AIR GAP+8mmTP THK. I.G.U.
EQI-1B --- 8mmHS+12mm AIR GAP+10mmTP ADD-ETCHED THK. I.G.U.

JOB NO. : J-856

PROJECT : PROPOSED DEVELOPMENT ABOVE LIGHT RAIL TIN WING STOP-TSWTL NO.23,AREA 33,TIN SHUI WAI, N.T.

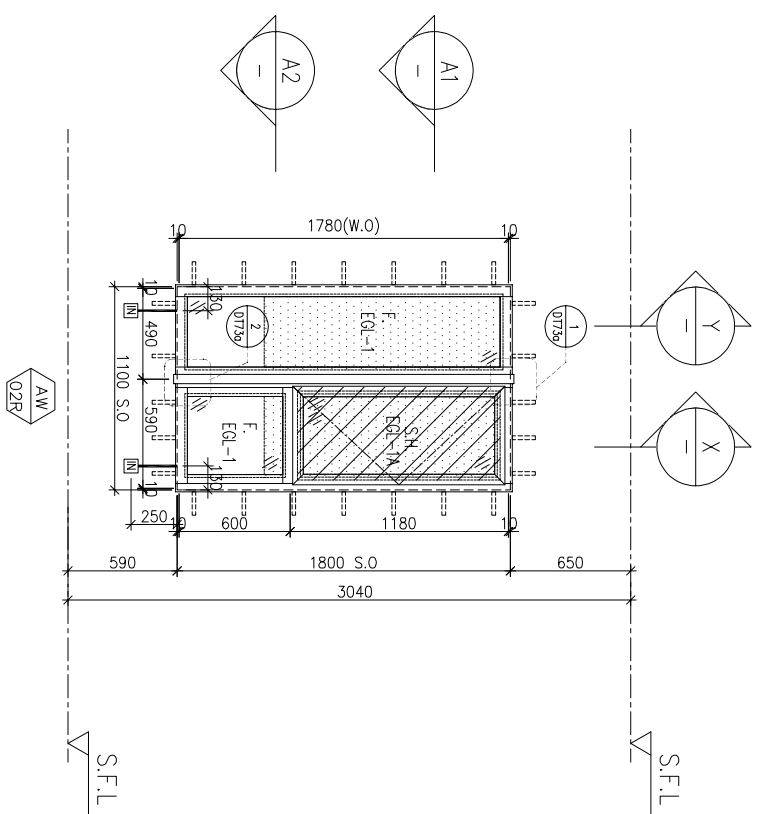
TITLE : WINDOW SCHEDULE FOR TOWER 1 ALUM. WINDOW

DATE : 06-Jul-22 SCALE : 1:40
DRAWN BY : Ivan CHECKED BY : _____

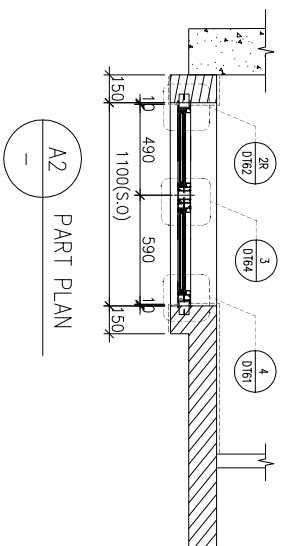
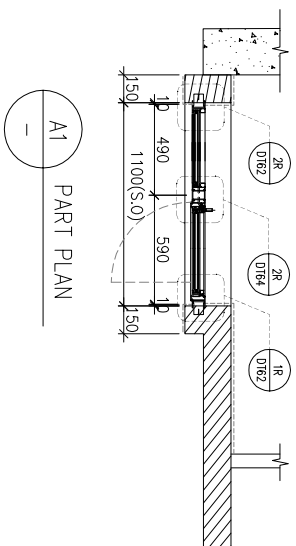
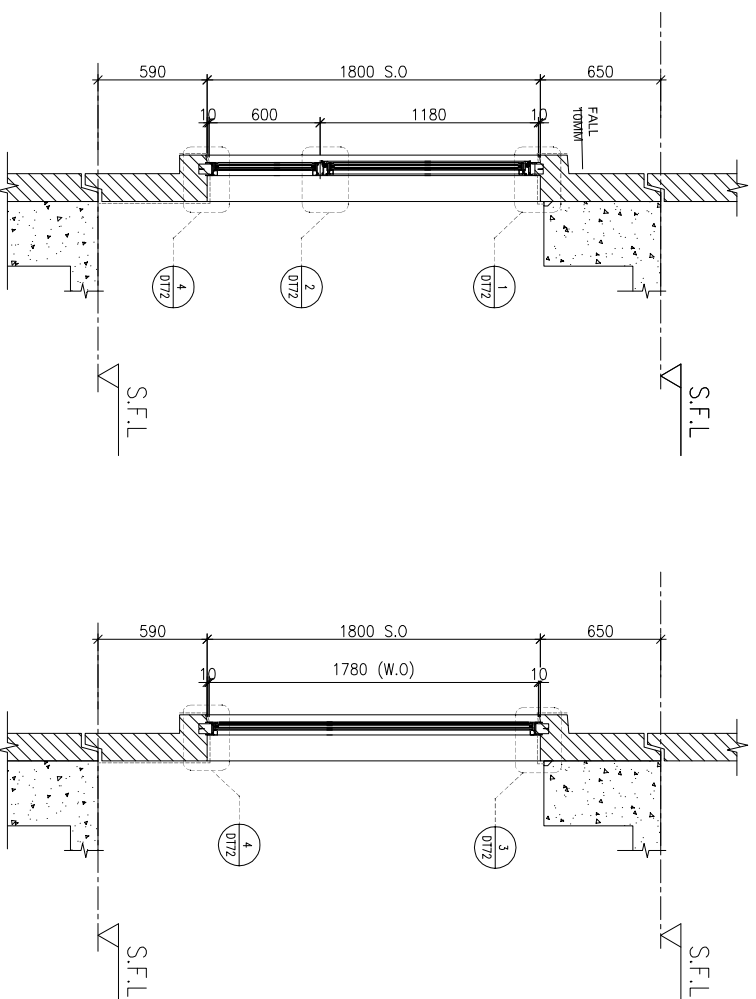
NO.	DATE	REVISION	REVISION SUBJECT TO ARCH-COMMENT	BY
C	21/02/2023	REVISION SUBJECT TO ARCH-COMMENT	ivan	
B	14/11/2022	REVISION SUBJECT TO ARCH-COMMENT	ivan	
A	17/08/2022	REVISION SUBJECT TO ARCH-COMMENT	ivan	

UNITA 5 有限公司
MIDI ALUMINIUM FABRICATOR LTD.
Units 6-8, Sunray Industrial Centre, 1/F
610 Cho Kwai Ling Road, Kwai Tsou
Tel:23489211-4 Fax:(852)2727666
DWG NO. : J856-SD-PW-5113 REV : C

REQUIRED		PROVIDED	
LOCATION	OPENABLE AREA	GLAZING AREA	OPENABLE AREA
A1 (BR3)	0.263	0.420	0.548
			GLAZING AREA
			0.985



ELEVATION



FACADE CODE		
LWK	鴻輝	UNIT
PF-01R	T2PF-10	A1

WINDOW MARK	AW 02R
LOCATION	3/F-42/F(4/F,13/F,14/F,24/F,34/F OMITTED) UNIT A1
SECTION	70mm ALUM. SECTION
GLAZING	EGL-1, EGL-1A
QUANTITY	35 Nos.
REMARKS	FACADE(TYPE T2PF01R FOR 3/F~42/F) , 4 BAR HINGE-LIP HING (HHMS-N16)

BD. REF :

CLIENT :

SUN HUNG KAI
REAL ESTATE AGENCY LTD.

42/F, SUN HUNG KAI CENTRE, WANCHAI, HONGKONG

ARCHITECT :

lwk&partners
a r c h i t e c t s

MAIN CONTRACTOR :

怡輝建築有限公司
Yee Fai Building Contractors Ltd.

STRUCTURAL ENGINEER :

ARUP

FACADE CONSULTANT :

ALPHA CONSULTING LIMITED
Steel Structure & Façade Specialist

- NOTE :
1. ALL DIMENSIONS ARE IN mm.
 2. ALL ELEVATIONS ARE VIEWED FROM OUTSIDE.
 3. ALL DIMENSIONS TO BE VERIFIED ON SITE BEFORE FABRICATION.

LEGEND :

(X1) --- DETAIL MARK NO.
(X001) --- REFER SHEET NO.

1. F.F.L. --- FINISHED FLOOR LEVEL
2. S.F.L. --- STRUCTURAL FLOOR LEVEL
3. (R) --- REVERSED DETAIL

4. GLASS LEGEND

- EGL-1 --- 8mmHS+12mm AIR GAP+10mmTP THK. I.G.U.
EGL-2 --- 10mm THK. CLEAR TEMPERED GLASS
EGL-4 --- 10mm THK. TEMPERED ACID ETCHED GLASS
EGL-1A --- 8mmHS+12mm AIR GAP+8mmTP THK. I.G.U.
EGL-1B --- 8mmHS+12mm AIR GAP+10mmTP ACID-ETCHED THK. I.G.U.

NO.	DATE	REVISION	REVISION SUBJECT TO ARCH-COMMENT	BY
1	21/02/2023	REVISION SUBJECT TO ARCH-COMMENT		hwn
H	21/09/2022	REVISION SUBJECT TO ARCH-COMMENT		hwn
G	17/08/2022	REVISION SUBJECT TO ARCH-COMMENT		hwn
F	18/05/2022	REVISION SUBJECT TO ARCH-COMMENT		hwn
E	09/04/2022	REVISION SUBJECT TO ARCH-COMMENT		hwn
D	17/12/2021	REVISION SUBJECT TO ARCH-COMMENT		hwn
C	29/11/2021	REVISION SUBJECT TO ARCH-COMMENT		hwn

JOB NO. : J-856

PROJECT :

PROPOSED DEVELOPMENT ABOVE
LIGHT RAIL TIN WING STOP-TSWTL
NO.23,AREA 33,TIN SHUI WAI, N.T.

TITLE :

WINDOW SCHEDULE FOR
TOWER 2 ALUM. WINDOW

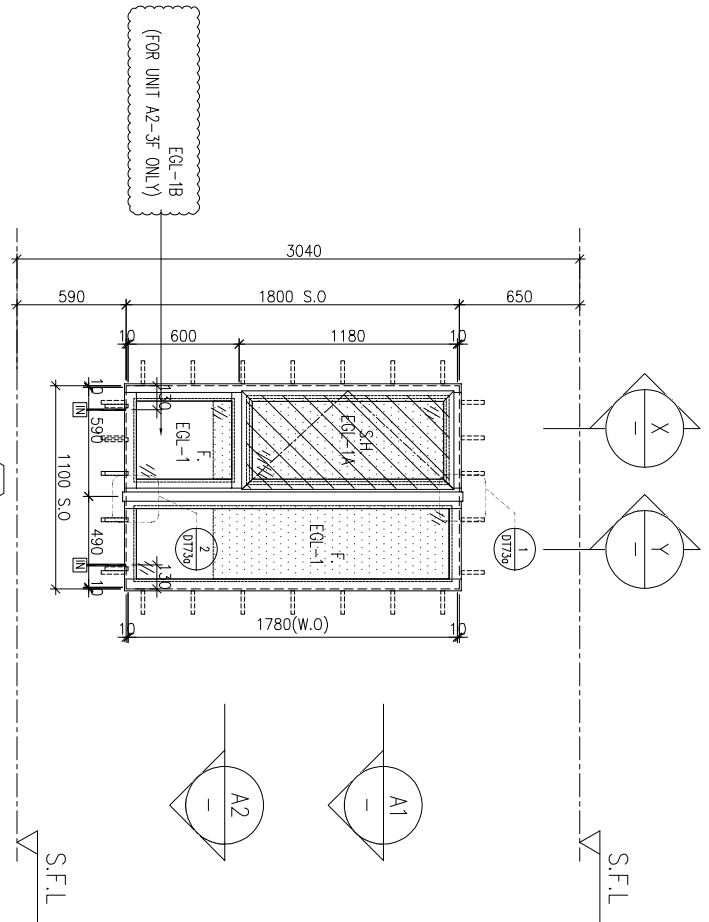
DATE : 02-Aug-21 SCALE : 1:40

DRAWN BY : ivon CHECKED BY :

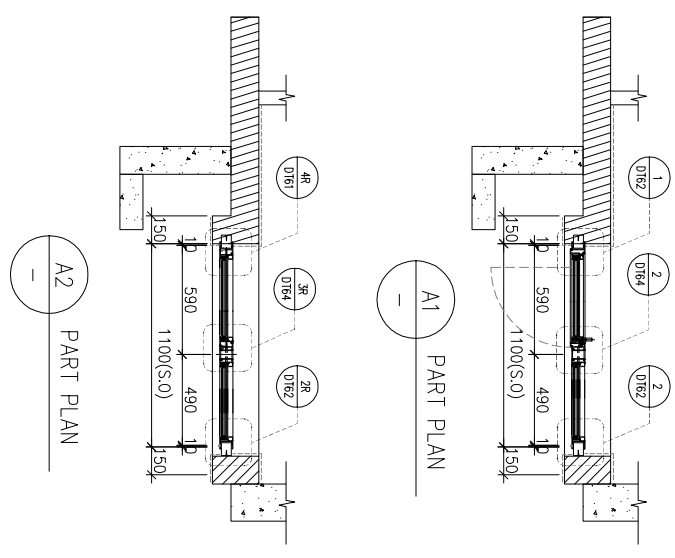
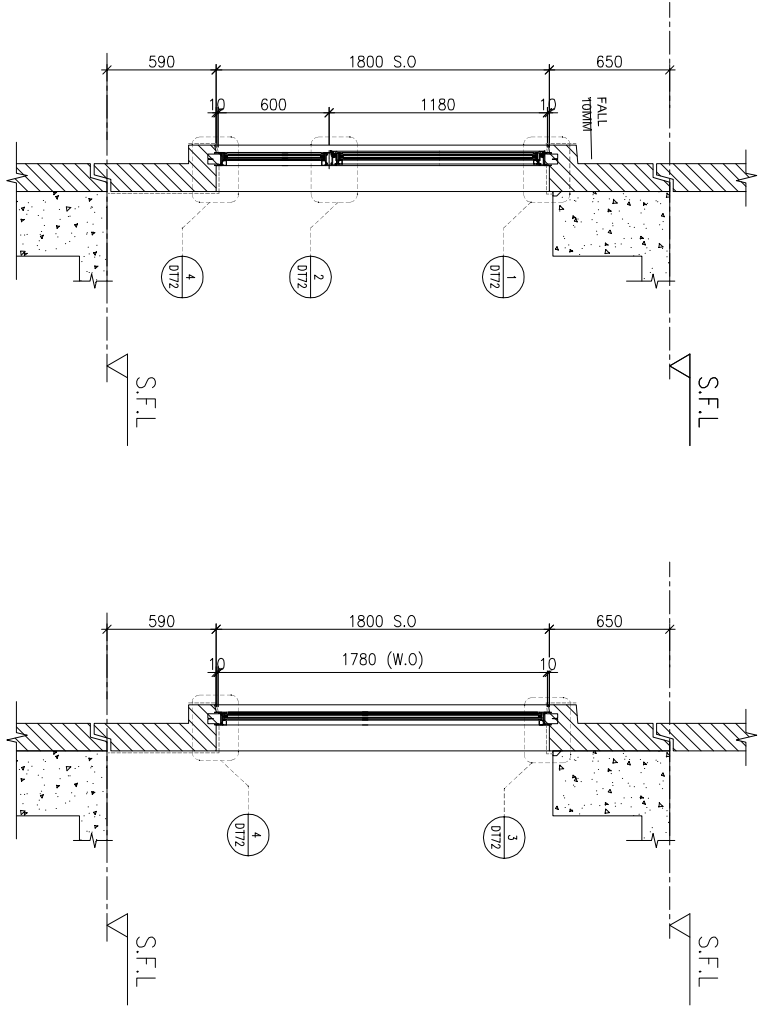
美特鋁質有限公司
MIDI ALUMINIUM FABRICATOR LTD.
Units 6-8, Sunray Industrial Centre, 1/F
610 Cho Kwai Ling Road, Kwai Tsoum
Tel:23489211-4 Fax:(852)2727666

DWG NO. : J856-SD-PW-5201 REV. : I

LOCATION	OPENABLE AREA	GLAZING AREA	OPENABLE AREA	GLAZING AREA
A2-BR3	0.263	0.420	0.548	0.985
A3-BR2	0.263	0.420		



ELEVATION



FACADE CODE		UNIT
LWK	鴻輝	A2
PF-02	T2PF-09	A2
PF-02R	T2PF-18	A5

WINDOW MARK	LOCATION	SECTION	GLAZING	QUANTITY	REMARKS
AW 02R	3/F-42/F(4/F,13/F,14/F,24/F,34/F OMITTED)	70mm ALUM. SECTION	EGL-1,EGL-1A	35 Nos.	FACADE(TYPE T2PF02 FOR 3/F-42/F) , 4 BAR HINGE-LIP HING (HHMS-N16)
AW 02R	3/F-42/F(4/F,13/F,14/F,24/F,34/F OMITTED)	70mm ALUM. SECTION	EGL-1,EGL-1A	35 Nos.	FACADE(TYPE T2PF02R FOR 3/F-42/F) , 4 BAR HINGE-LIP HING (HHMS-N16)

BD. REF :

CLIENT :



MANU CONTRACTOR :
怡輝建築有限公司
Yee Fai Building Contractors Ltd.

STRUCTURAL ENGINEER :



FACADE CONSULTANT:
ALPHA CONSULTING LIMITED
 Steel Structure & Façade Specialist

NOTE:
 1. ALL DIMENSIONS ARE IN mm.
 2. ALL ELEVATIONS ARE VIEWED FROM OUTSIDE.
 3. ALL DIMENSIONS TO BE VERIFIED ON SITE BEFORE FABRICATION.

LEGEND:
 (X1) --- DETAIL MARK NO.
 (X001) --- REFER SHEET NO.

1. F.F.L. --- FINISHED FLOOR LEVEL
 2. S.F.L. --- STRUCTURAL FLOOR LEVEL
 3. (R) --- REVERSED DETAIL
 4. GLASS LEGEND
- EQI-1 --- 8mmHS+12mm AIR GAP+10mmTP THK. I.G.U.
 EQI-2 --- 10mm THK. CLEAR TEMPERED GLASS
 EQI-4 --- 10mm THK. TEMPERED ACID ETCHED GLASS
 EQI-1A --- 8mmHS+12mm AIR GAP+8mmTP THK. I.G.U.
 EQI-1B --- 8mmHS+12mm AIR GAP+10mmTP ACID-ETCHED THK. I.G.U.

NO.	DATE	REVISION	REVISION SUBJECT TO ARCH-COMMENT	BY
H	21/02/2023	REVISION SUBJECT TO ARCH-COMMENT	None	
G	21/09/2022	REVISION SUBJECT TO ARCH-COMMENT	None	
F	17/08/2022	REVISION SUBJECT TO ARCH-COMMENT	None	
E	18/09/2022	REVISION SUBJECT TO ARCH-COMMENT	None	
D	08/04/2022	REVISION SUBJECT TO ARCH-COMMENT	None	
C	17/12/2021	REVISION SUBJECT TO ARCH-COMMENT	None	

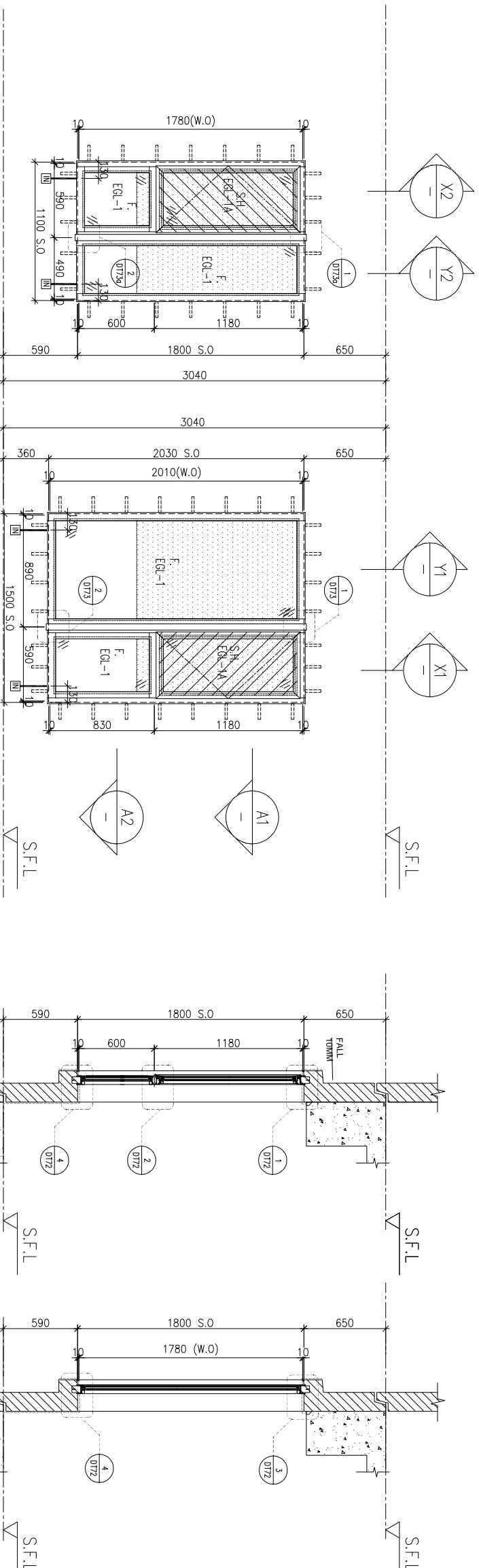
JOB NO. : J-856
 PROJECT : PROPOSED DEVELOPMENT ABOVE LIGHT RAIL TIN WING STOP-TSMTL NO.23,AREA 33,TIN SHUI WAI, N.T.
 TITLE : WINDOW SCHEDULE FOR TOWER 2 ALUM. WINDOW

DATE : 02-Aug-21
 SCALE : 1:40
 DRAWN BY : Ivan
 CHECKED BY :

UNITED METAL FABRICATOR LTD.
 Units 6-8, Sunray Industrial Centre, 1/F
 610 Cho Kwai Ling Road, Kwai Tsou
 Tel:23489211-4 Fax:(852)2727666
 DWG NO. : J856-SD-PW-5202 REV. : H

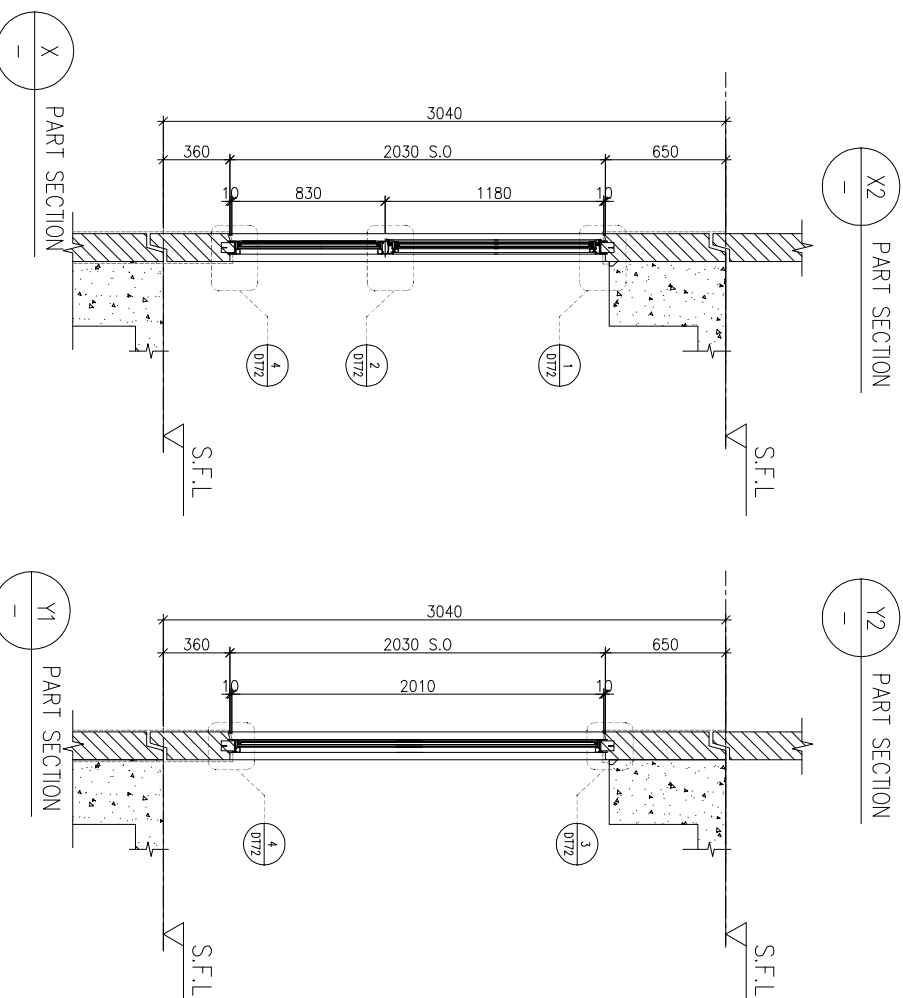
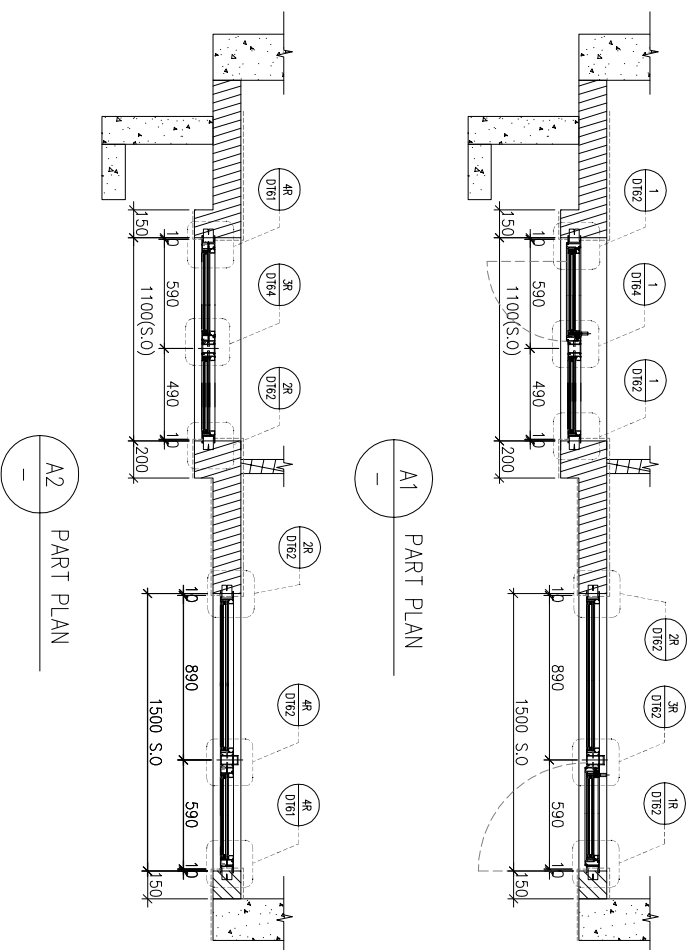
LOCATION	OPENABLE AREA	GLAZING AREA	OPENABLE AREA	GLAZING AREA
A2-BR2	0.263	0.420	0.548	0.985

LOCATION	OPENABLE AREA	GLAZING AREA	OPENABLE AREA	GLAZING AREA
A2-MBR	0.477	0.763	0.548	1.495



ELEVATION

WINDOW MARK	FAÇADE CODE	LWK	UNIT
AW 02		鴻輝	A2
AW 03R			



LOCATION	3/F-42/F(4/F,13/F,14/F,24/F,34/F OMITTED) UNIT A2
SECTION	70mm ALUM. SECTION
GLAZING	EGL-1, EGL-1A
QUANTITY	35 Nos.
REMARKS	FAÇADE(TYPE T2PF03R FOR 3/F~42/F) , 4 BAR HINGE-LIP HING (HHMS-N16)

BD. REF :

CLIENT :

SUN HUNG KAI
REAL ESTATE AGENCY LTD.
42/F, SUN HUNG KAI CENTRE, WANCHAI, HONGKONG

ARCHITECT :

lwk&partners
a r c h i t e c t s

MAIN CONTRACTOR :

怡輝建築有限公司
Yee Fai Building Contractors Ltd.

STRUCTURAL ENGINEER :

ARUP

FAÇADE CONSULTANT :

ALPHA CONSULTING LIMITED
Steel Structure & Façade Specialist

- NOTE :
1. ALL DIMENSIONS ARE IN mm.
 2. ALL ELEVATIONS ARE VIEWED FROM OUTSIDE.
 3. ALL DIMENSIONS TO BE VERIFIED ON SITE BEFORE FABRICATION.

LEGEND :

X1 --- DETAIL MARK NO.
X001 --- REFER SHEET NO.

1. F.F.L. --- FINISHED FLOOR LEVEL
2. S.F.L. --- STRUCTURAL FLOOR LEVEL
3. (R) --- REVERSED DETAIL

4. GLASS LEGEND

EGL-1 --- 8mmHS+12mm AIR GAP+10mmTP THK. I.G.U.
EGL-2 --- 10mm THK. CLEAR TEMPERED GLASS
EGL-4 --- 10mm THK. TEMPERED ACID ETCHED GLASS
EGL-1A --- 8mmHS+12mm AIR GAP+8mmTP THK. I.G.U.
EGL-1B --- 8mmHS+12mm AIR GAP+10mmTP ACID-ETCHED THK. I.G.U.

NO.	DATE	REVISION	REVISION SUBJECT TO ARCH-COMMENT	BY
G	21/09/2022	REVISION SUBJECT TO ARCH-COMMENT		lwk
F	17/08/2022	REVISION SUBJECT TO ARCH-COMMENT		lwk
E	17/05/2022	REVISION SUBJECT TO ARCH-COMMENT		lwk
D	08/04/2022	REVISION SUBJECT TO ARCH-COMMENT		lwk
C	17/12/2021	REVISION SUBJECT TO ARCH-COMMENT		lwk
B	29/11/2021	REVISION SUBJECT TO ARCH-COMMENT		lwk
A	03/11/2021	REVISION SUBJECT TO ARCH-COMMENT		lwk

JOB NO. : J-856

PROJECT : PROPOSED DEVELOPMENT ABOVE LIGHT RAIL TIN WING STOP-TSWTL NO.23,AREA 33,TIN SHUI WA, N.T.

TITLE : WINDOW SCHEDULE FOR TOWER 2 ALUM. WINDOW

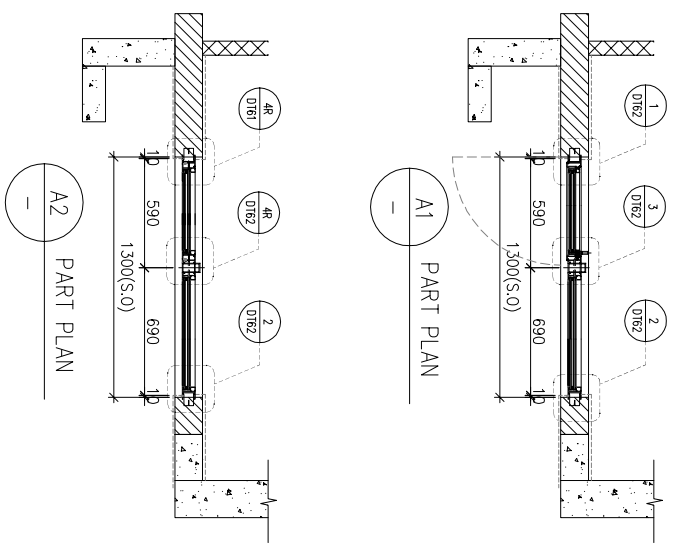
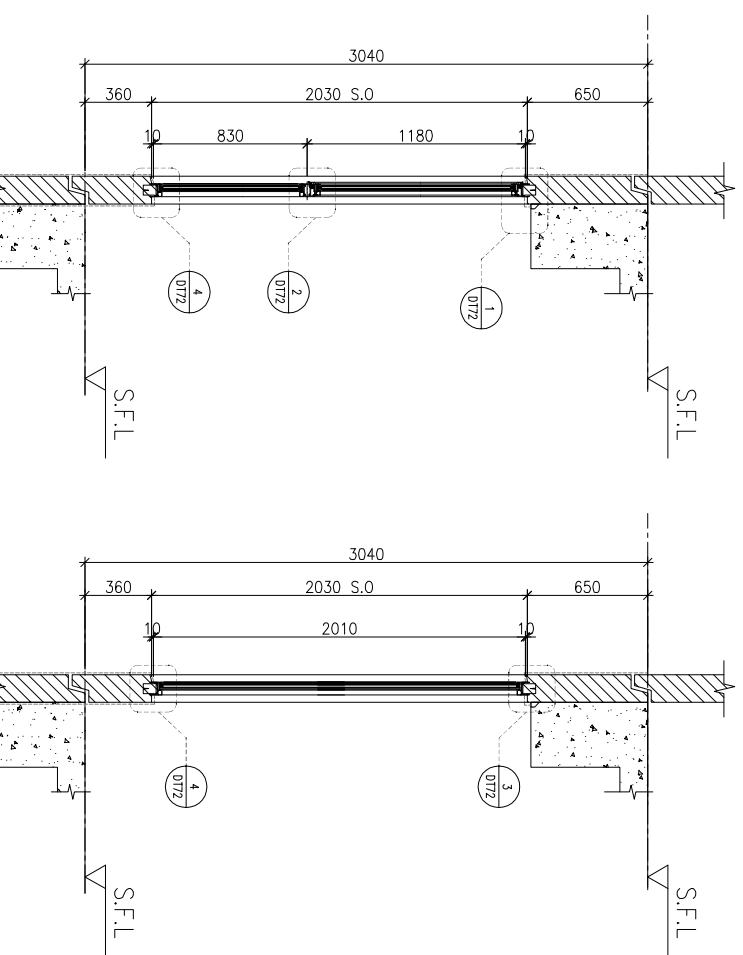
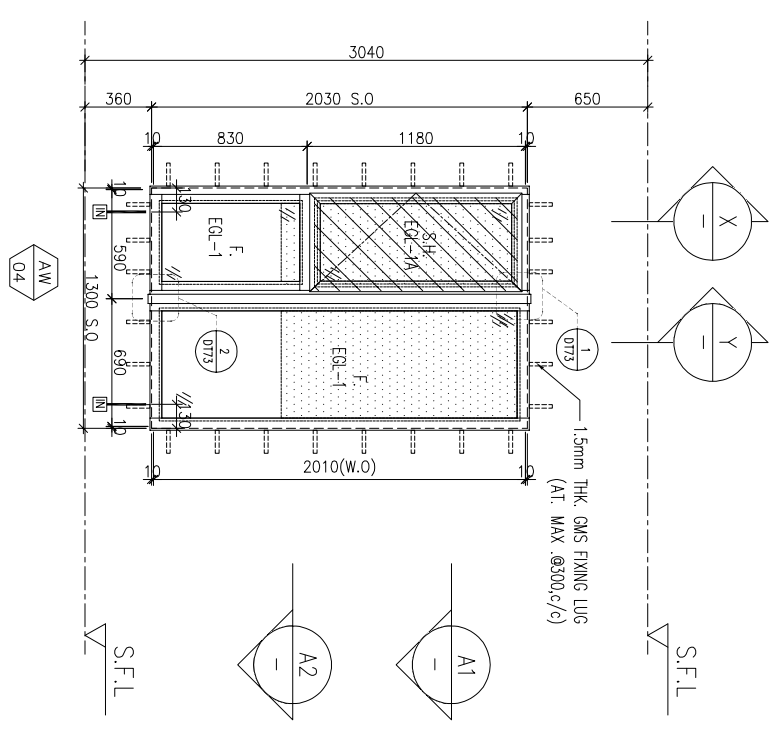
DATE : 02-Aug-21 SCALE : 1:40

DRAWN BY : IYON CHECKED BY :

美特鋁質有限公司
MIDI ALUMINUM FABRICATOR LTD.
Units 6-8, Sunray Industrial Centre, 1/F
610 Cho Kwai Ling Road, Kwai Tsou
Tel:23489211-4 Fax:(852)2727566

DWG NO. : J856-SD-PW-5203 REV. : G

REQUIRED		PROVIDED		
LOCATION	OPENABLE AREA	GLAZING AREA	OPENABLE AREA	GLAZING AREA
A3-MBR	0.435	0.696	0.548	1.24
A7-MBR	0.435	0.696		
B7-MBR	0.435	0.696		



FACADE CODE		
LWK	鴻輝	UNIT
PF-04	T2PF-24	B7
PF-04R	T2PF-07	A3
PF-04R	T2PF-15	A7

WINDOW MARK	AW 04
LOCATION	3/F-42/F(4/F,13/F,14/F,24/F,34/F OMITTED) UNIT A3, A7, B7
SECTION	70mm ALUM. SECTION
GLAZING	EGL-1, EGL-1A
QUANTITY	35 Nos / 35 Nos / 35 Nos
REMARKS	FACADE(TYPE T2PF04/04R FOR 3/F~42/F), 4 BAR HINGE-LIP HING (HHMS-N16)

BD. REF :

CLIENT :

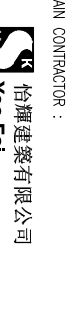


42/F, SUN HUNG KAI CENTRE, WANCHAI, HONGKONG

ARCHITECT :



MANU CONTRACTOR :



STRUCTURAL ENGINEER :



FACADE CONSULTANT :



Steel Structure & Façade Specialist

- NOTE :
1. ALL DIMENSIONS ARE IN mm.
 2. ALL ELEVATIONS ARE VIEWED FROM OUTSIDE.
 3. ALL DIMENSIONS TO BE VERIFIED ON SITE BEFORE FABRICATION.

LEGEND :

- (X1) --- DETAIL MARK NO.
- (X001) --- REFER SHEET NO.

1. F.F.L. --- FINISHED FLOOR LEVEL
2. S.F.L. --- STRUCTURAL FLOOR LEVEL
3. (R) --- REVERSED DETAIL

4. GLASS LEGEND

- EGL-1 --- 8mmHS+12mm AIR GAP+10mmTP THK. I.G.U.
- EGL-2 --- 10mm THK. CLEAR TEMPERED GLASS
- EGL-4 --- 10mm THK. TEMPERED ACID ETCHED GLASS
- EGL-1A --- 8mmHS+12mm AIR GAP+8mmTP THK. I.G.U.
- EGL-1B --- 8mmHS+12mm AIR GAP+10mmTP THK. I.G.U.

NO.	DATE	REVISION	REVISION SUBJECT TO ARCH-COMMENT	BY
H	21/09/2022	REVISION SUBJECT TO ARCH-COMMENT		hwn
G	17/08/2022	REVISION SUBJECT TO ARCH-COMMENT		hwn
F	17/05/2022	REVISION SUBJECT TO ARCH-COMMENT		hwn
E	09/04/2022	REVISION SUBJECT TO ARCH-COMMENT		hwn
D	17/12/2021	REVISION SUBJECT TO ARCH-COMMENT		hwn
C	29/11/2021	REVISION SUBJECT TO ARCH-COMMENT		hwn

JOB NO. : J-856

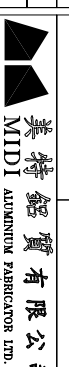
PROJECT :

PROPOSED DEVELOPMENT ABOVE LIGHT RAIL TIN WING STOP-TSWTL NO.23,AREA 33,TIN SHUI WAI, N.T.

TITLE : WINDOW SCHEDULE FOR TOWER 2 ALUM. WINDOW

DATE : 02-Aug-21 SCALE : 1:40

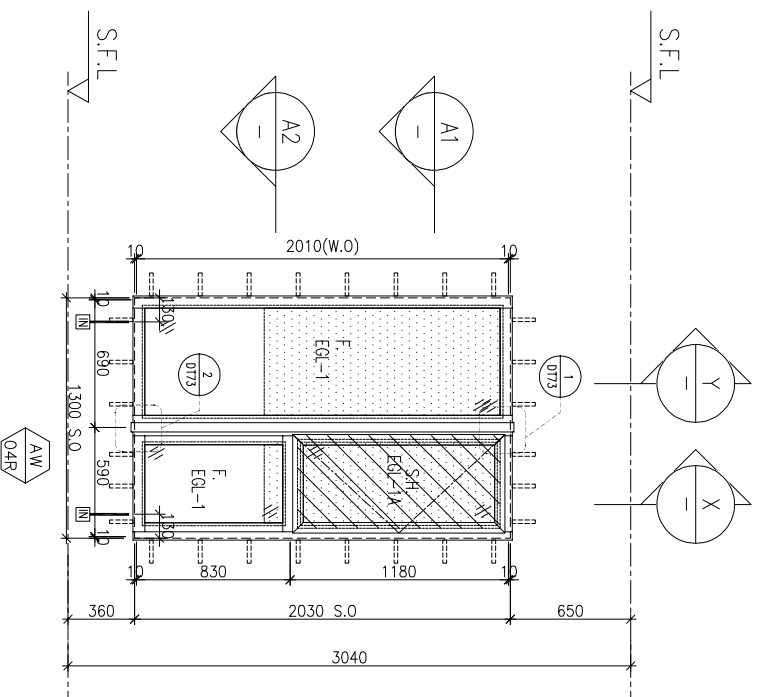
DRAWN BY : ivon CHECKED BY :



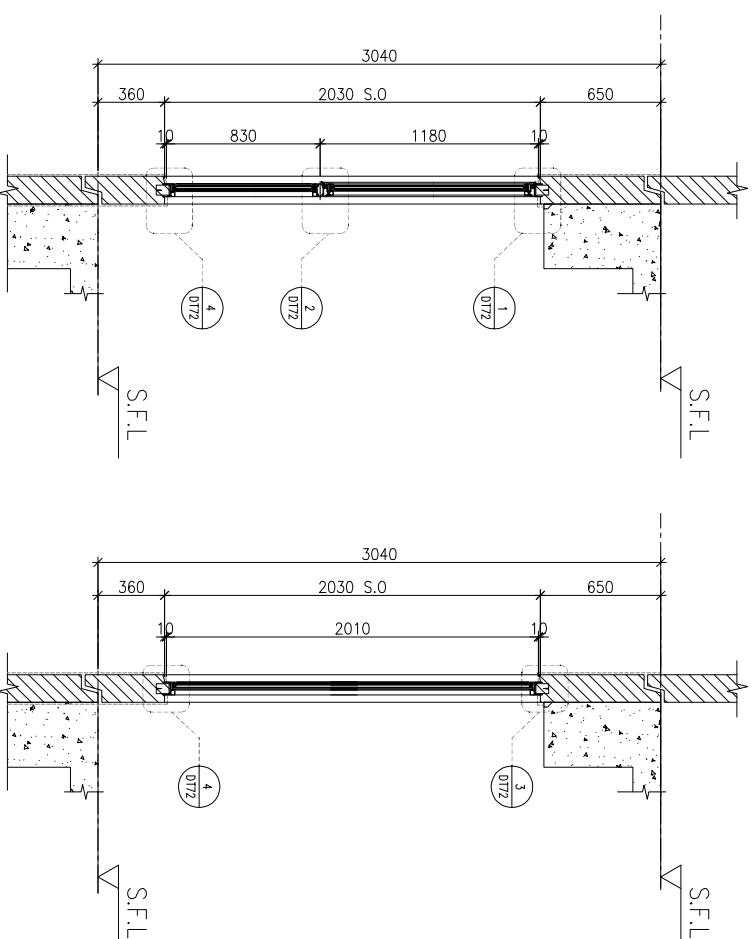
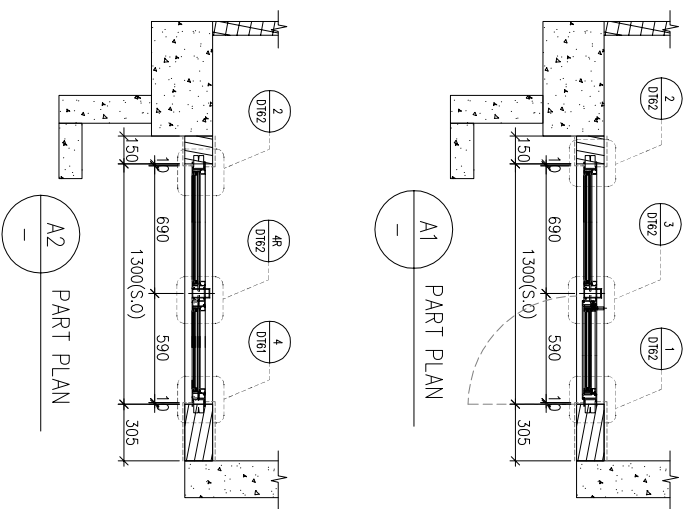
Units 6-8, Sunray Industrial Centre, 1/F, 610 Cho Kwai Ling Road, Kwailoon Tel:23489211-4 Fax:(852)2727666

DWG NO. : J856-SD-PW-5204 REV. : H

REQUIRE		PROVIDED	
LOCATION	OPENABLE AREA	GLAZING AREA	OPENABLE AREA
A5-MBR	0.435	0.696	0.548
A6-MBR	0.295	0.472	1.24



ELEVATION



FACADE CODE		
LWK	鴻輝	UNIT
PF-06R	T2PF-17	A5

WINDOW MARK	AM	04R
LOCATION	3/F-42/F(4/F,13/F,14/F,24/F,34/F OMITTED) UNIT A5, A6(3/F)	
SECTION	70mm ALUM. SECTION	
GLAZING	EGL-1, EGL-1A	
QUANTITY	35 Nos / 1 No	
REMARKS	FACADE(TYPE T2PF06R FOR 3/F~42/F) , 4 BAR HINGE-LIP HING (HHMS-N16)	

AM	04
----	----

LOCATION	3/F-42/F(4/F,13/F,14/F,24/F,34/F OMITTED) UNIT A6(5/F-42/F)	
SECTION	70mm ALUM. SECTION	
GLAZING	EGL-1, EGL-1A	
QUANTITY	34 Nos	
REMARKS	FACADE(TYPE T2PF06 FOR 3/F~42/F) , 4 BAR HINGE-LIP HING (HHMS-N16)	

BD. REF :

CLIENT :

SUN HUNG KAI
REAL ESTATE AGENCY LTD.

42/F, SUN HUNG KAI CENTRE, WANCHAI, HONGKONG

ARCHITECT :

lwk&partners
a r c h i t e c t s

MAIN CONTRACTOR :

怡輝建築有限公司
Yee Fai Building Contractors Ltd.

STRUCTURAL ENGINEER :

ARUP

FACADE CONSULTANT :

ALPHA CONSULTING LIMITED
Steel Structure & Façade Specialist

- NOTE :
1. ALL DIMENSIONS ARE IN mm.
 2. ALL ELEVATIONS ARE VIEWED FROM OUTSIDE.
 3. ALL DIMENSIONS TO BE VERIFIED ON SITE BEFORE FABRICATION.

LEGEND :

(X1) --- DETAIL MARK NO.
(X001) --- REFER SHEET NO.

1. F.F.L. --- FINISHED FLOOR LEVEL
2. S.F.L. --- STRUCTURAL FLOOR LEVEL
3. (R) --- REVERSED DETAIL

4. GLASS LEGEND

- EGL-1 --- 8mmHS+12mm AIR GAP+10mmTP THK. I.G.U.
EGL-2 --- 10mm THK. CLEAR TEMPERED GLASS
EGL-4 --- 10mm THK. TEMPERED ACID ETCHED GLASS
EGL-1A --- 8mmHS+12mm AIR GAP+8mmTP THK. I.G.U.
EGL-1B --- 8mmHS+12mm AIR GAP+10mmTP ACID-ETCHED THK. I.G.U.

NO.	DATE	REVISION	REVISION SUBJECT TO ARCH-COMMENT	BY
1	21/09/2022	REVISION SUBJECT TO ARCH-COMMENT	None	
2	17/08/2022	REVISION SUBJECT TO ARCH-COMMENT	None	
3	27/06/2022	REVISION SUBJECT TO ARCH-COMMENT	None	
4	17/05/2022	REVISION SUBJECT TO ARCH-COMMENT	None	
5	09/04/2022	REVISION SUBJECT TO ARCH-COMMENT	None	
6	17/12/2021	REVISION SUBJECT TO ARCH-COMMENT	None	
7	29/11/2021	REVISION SUBJECT TO ARCH-COMMENT	None	

JOB NO. : J-856

PROJECT : PROPOSED DEVELOPMENT ABOVE LIGHT RAIL TIN WING STOP-TSMTL NO.23,AREA 33,TIN SHUI WAI, N.T.

TITLE : WINDOW SCHEDULE FOR TOWER 2 ALUM. WINDOW

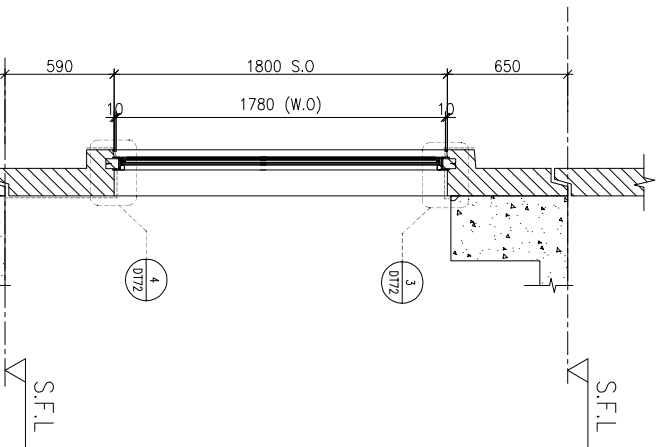
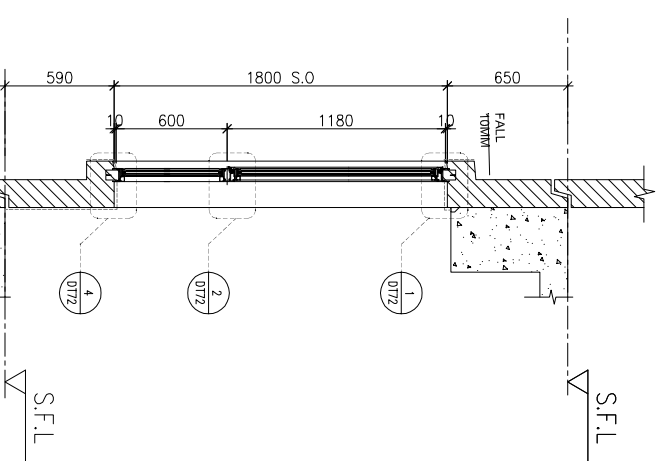
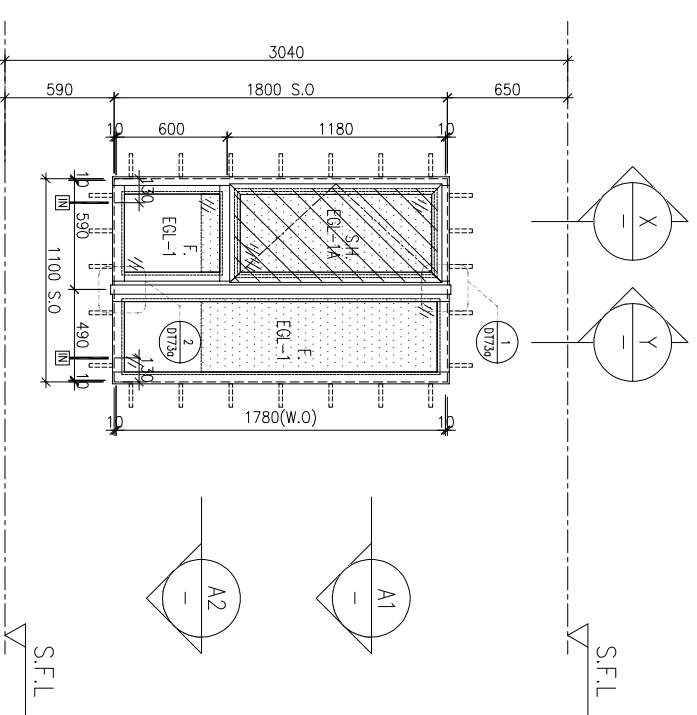
DATE : 02-Aug-21 SCALE : 1:40

DRAWN BY : Ivan CHECKED BY :

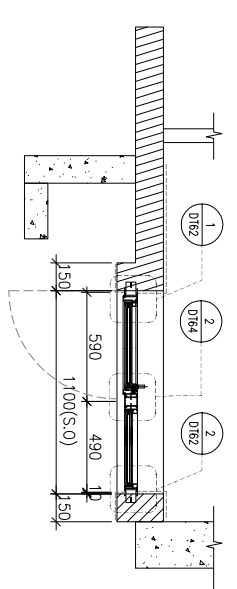
美特鋁質有限公司
MIDI ALUMINIUM FABRICATOR LTD.
Units 6-8, Sunray Industrial Centre, 1/F
610 Cho Kwai Ling Road, Kwai Tsou
Tel:23489211-4 Fax:(852)27272666

DWG NO. : J856-SD-PW-5206 REV. : 1

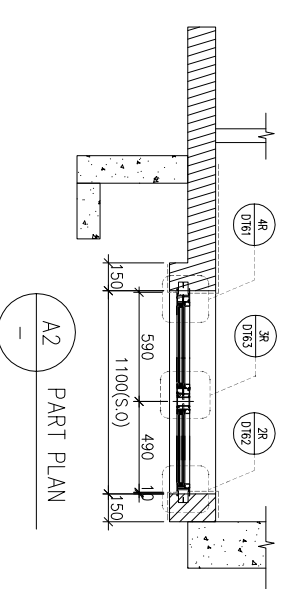
REQUIRED		PROVIDED		
LOCATION	OPENABLE AREA	GLAZING AREA	OPENABLE AREA	GLAZING AREA
A8-BR2	0.263	0.420	0.548	0.985
B1-BR3	0.263	0.420		
B8-BR3	0.263	0.420		



ELEVATION



A1 PART PLAN



A2 PART PLAN

FACADE CODE		
LWK	鴻輝	UNIT
PF-08	T2PF-01	B1
PF-08	T2PF-13	A8
PF-08R	T2PF-26	B8

WINDOW MARK	SECTION	LOCATION	REMARKS
AW 02	70mm ALUM. SECTION	3/F-42/F(4/F,13/F,14/F,24/F,34/F OMITTED) UNIT B1, A8	FACADE(TYPE T2PF08 FOR 3/F-42/F), 4 BAR HINGE-LIP HING (HHMS-N16)
AW 02R	70mm ALUM. SECTION	3/F-42/F(4/F,13/F,14/F,24/F,34/F OMITTED) UNIT B8	FACADE(TYPE T2PF08R FOR 3/F-42/F), 4 BAR HINGE-LIP HING (HHMS-N16)
AW 02	70mm ALUM. SECTION	3/F-42/F(4/F,13/F,14/F,24/F,34/F OMITTED) UNIT B1, A8	FACADE(TYPE T2PF08 FOR 3/F-42/F), 4 BAR HINGE-LIP HING (HHMS-N16)
AW 02R	70mm ALUM. SECTION	3/F-42/F(4/F,13/F,14/F,24/F,34/F OMITTED) UNIT B8	FACADE(TYPE T2PF08R FOR 3/F-42/F), 4 BAR HINGE-LIP HING (HHMS-N16)

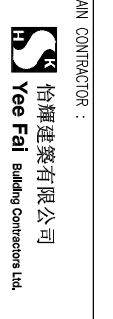
BD. REF :

CLIENT :



42/F SUN HUNG KAI CENTRE, WANCHAI, HONGKONG

ARCHITECT :



MANU CONTRACTOR :



STRUCTURAL ENGINEER :



FACADE CONSULTANT :



NOTE :

1. ALL DIMENSIONS ARE IN mm.
2. ALL ELEVATIONS ARE VIEWED FROM OUTSIDE.
3. ALL DIMENSIONS TO BE VERIFIED ON SITE BEFORE FABRICATION.

LEGEND :

- (X1) --- DETAIL MARK NO.
- (X001) --- REFER SHEET NO.
- 1. F.F.L. --- FINISHED FLOOR LEVEL
- 2. S.F.L. --- STRUCTURAL FLOOR LEVEL
- 3. (R) --- REVERSED DETAIL
- 4. GLASS LEGEND

- EGL-1 --- 8mmHS+12mm AIR GAP+10mmTP THK. I.G.U.
- EGL-2 --- 10mm THK. CLEAR TEMPERED GLASS
- EGL-4 --- 10mm THK. TEMPERED ACID ETCHED GLASS
- EGL-1A --- 8mmHS+12mm AIR GAP+8mmTP THK. I.G.U.
- EGL-1B --- 8mmHS+12mm AIR GAP+10mmTP ADD-ETCHED THK. I.G.U.

NO.	DATE	REVISION SUBJECT TO ARCH-COMMENT	BY
H	21/02/2023	REVISION SUBJECT TO ARCH-COMMENT	hwn
G	21/09/2022	REVISION SUBJECT TO ARCH-COMMENT	hwn
F	17/08/2022	REVISION SUBJECT TO ARCH-COMMENT	hwn
E	18/05/2022	REVISION SUBJECT TO ARCH-COMMENT	hwn
D	08/04/2022	REVISION SUBJECT TO ARCH-COMMENT	hwn
C	17/12/2021	REVISION SUBJECT TO ARCH-COMMENT	hwn

JOB NO. : J-856

PROJECT :

PROPOSED DEVELOPMENT ABOVE LIGHT RAIL TIN WING STOP-TSWTL NO.23,AREA 33,TIN SHUI WAI, N.T.

TITLE : WINDOW SCHEDULE FOR TOWER 2 ALUM. WINDOW

DATE : 02-Aug-21 SCALE : 1:40

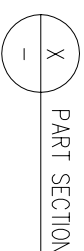
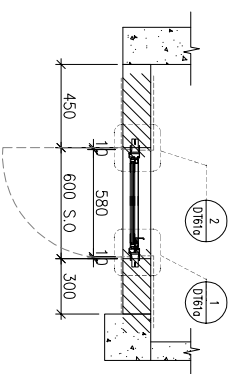
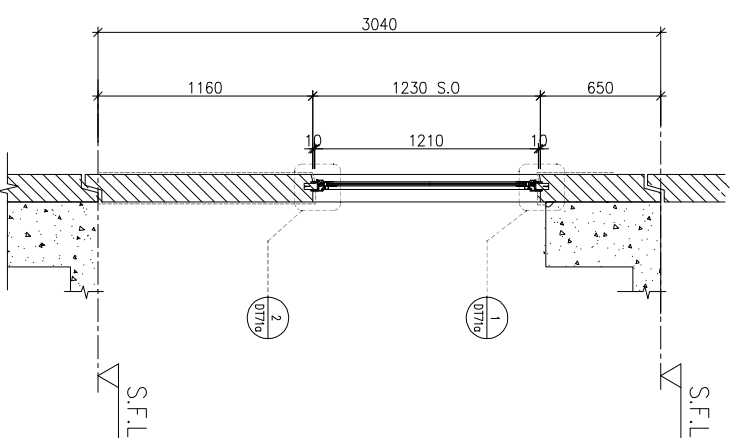
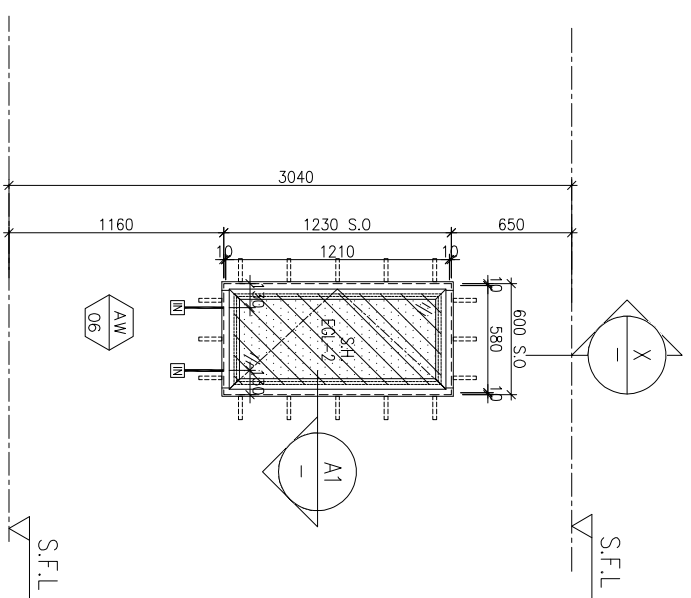
DRAWN BY : ivon CHECKED BY :



Units 6-8, Sunray Industrial Centre, 1/F
610 Cho Kwai Ling Road, Kwai Tsing
Tel:23489211-4 Fax:(852)2727666

DWG NO. : J856-SD-PW-5207 REV. : H

REQUIRED		PROVIDED	
LOCATION	OPENABLE AREA	GLAZING AREA	OPENABLE AREA
B3-KIT	0.251	0.401	0.549
			GLAZING AREA
			0.456



ELEVATION

FACADE CODE		
LWK	鴻輝	UNIT
PF-09	T2PF-05	B3

WINDOW MARK	AW 06
LOCATION	3/F-42/F(4/F,13/F,14/F,24/F,34/F OMITTED) UNIT B3
SECTION	50mm ALUM. SECTION
GLAZING	EGL-2
QUANTITY	35 Nos
REMARKS	FACADE(TYPE T2PF09 FOR 3/F-42/F) ,4 BAR HINGE-LIP HING (HHMS-N16)

NO.	DATE	REVISION	BY
A	03/11/2021	REVISION SUBJECT TO ARCH.COMMENT	ivan
B	29/11/2021	REVISION SUBJECT TO ARCH.COMMENT	ivan
C	17/12/2021	REVISION SUBJECT TO ARCH.COMMENT	ivan
D	08/04/2022	REVISION SUBJECT TO ARCH.COMMENT	ivan
E	18/05/2022	REVISION SUBJECT TO ARCH.COMMENT	ivan
F	17/07/2022	REVISION SUBJECT TO ARCH.COMMENT	ivan
G	21/09/2022	REVISION SUBJECT TO ARCH.COMMENT	ivan

JOB NO. : J-856

PROJECT :
PROPOSED DEVELOPMENT ABOVE
LIGHT RAIL TIN WING STOP-TSWTL
NO.23,AREA 33,TIN SHUI WAI, N.T.

TITLE :
WINDOW SCHEDULE FOR
TOWER 2 ALUM. WINDOW

DATE : 02-Aug-21 SCALE : 1:40

DRAWN BY : ivan CHECKED BY :

業特鋁質有限公司
MIDI ALUMINIUM FABRICATOR LTD.
Units 6-8, Sunray Industrial Centre, 1/F
610 Cho Kwai Ling Road, Kwai Tsoum
Tel:23489211-4 Fax:(852)2727666

DWG NO. : J856-SD-PW-5208 REV. : G

B.D. REF. :

CLIENT :

SUN HUNG KAI
REAL ESTATE AGENCY LTD.
42/F SUN HUNG KAI CENTRE, WANCHAI, HONGKONG

ARCHITECT :

lwk&partners
a r c h i t e c t s

MAIN CONTRACTOR :

怡輝建築有限公司
Yee Fai Building Contractors Ltd.

STRUCTURAL ENGINEER :

ARUP

FACADE CONSULTANT:

ALPHA CONSULTING LIMITED
Steel Structure & Facade Specialist

NOTE :
1. ALL DIMENSIONS ARE IN mm.
2. ALL ELEVATIONS ARE VIEWED FROM OUTSIDE.
3. ALL DIMENSIONS TO BE VERIFIED ON SITE BEFORE FABRICATION.

LEGEND :

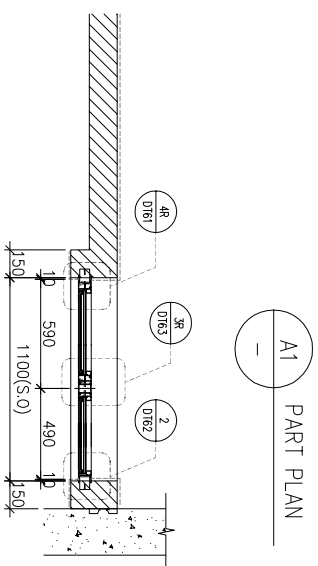
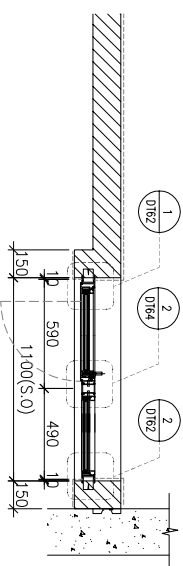
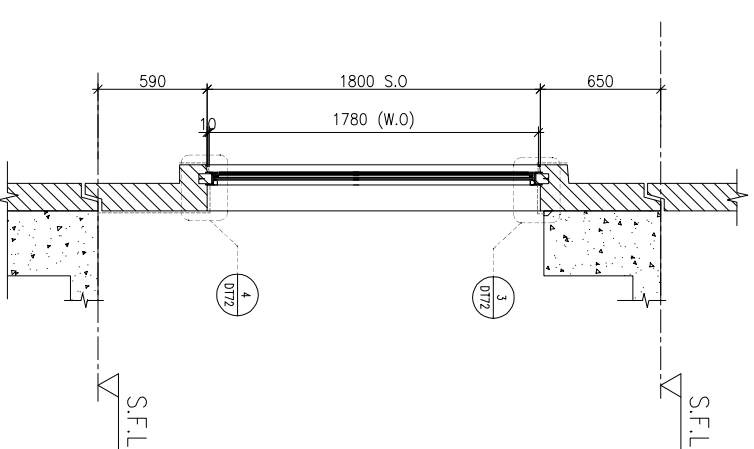
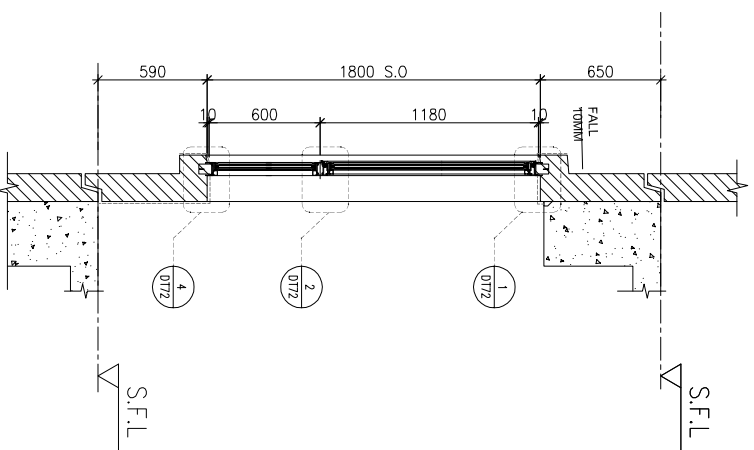
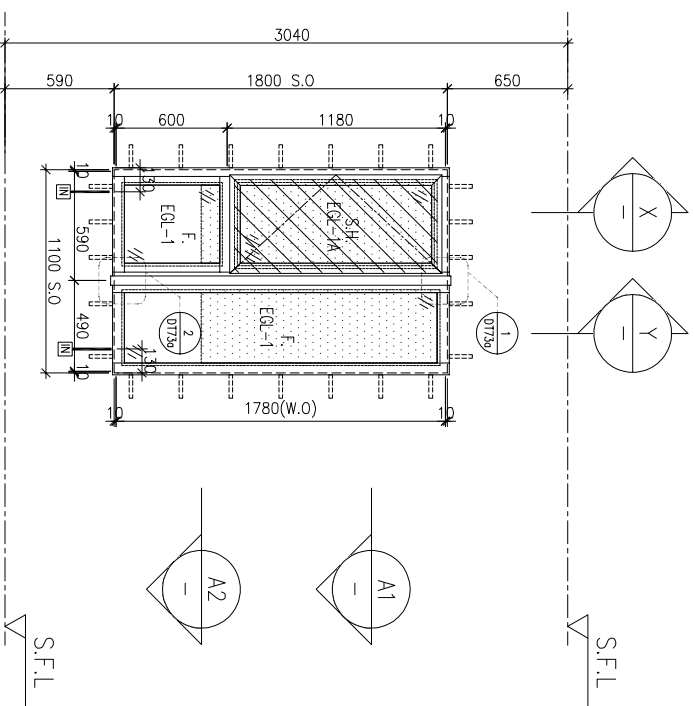
(X1) --- DETAIL MARK NO.
(X001) --- REFER SHEET NO.

1. F.F.L. --- FINISHED FLOOR LEVEL
2. S.F.L. --- STRUCTURAL FLOOR LEVEL
3. (R) --- REVERSED DETAIL

4. GLASS LEGEND

EGL-1 --- 8mmHS+12mm AIR GAP+10mmTP THK. I.G.U.
EGL-2 --- 10mm THK. CLEAR TEMPERED GLASS
EGL-4 --- 10mm THK. TEMPERED ACID ETCHED GLASS
EGL-1A --- 8mmHS+12mm AIR GAP+8mmTP THK. I.G.U.
EGL-1B --- 8mmHS+12mm AIR GAP+10mmTP ACID-ETCHED THK. I.G.U.

LOCATION	OPENABLE AREA	GLAZING AREA	OPENABLE AREA	GLAZING AREA
(B3-9R2)	0.263	0.420	0.548	0.985



FACADE CODE		
LWK	鴻輝	UNIT
PF-19	T2PF-04	B3

WINDOW MARK	AW 02
LOCATION	3/F-42/F(4/F,13/F,14/F,24/F,34/F OMITTED) UNIT B3
SECTION	70mm ALUM. SECTION
GLAZING	EGL-1, EGL-1A
QUANTITY	35 Nos
REMARKS	FACADE(TYPE T1PF19 FOR 3/F-42/F) ,4 BAR HINGE-LIP HING (HHMS-N16)

BD. REF :

CLIENT :

SUN HUNG KAI
REAL ESTATE AGENCY LTD.

42/F, SUN HUNG KAI CENTRE, WANCHAI, HONGKONG

ARCHITECT :

lwk&partners
a r c h i t e c t s

MAIN CONTRACTOR :

怡輝建築有限公司
Yee Fai Building Contractors Ltd.

STRUCTURAL ENGINEER :

ARUP

FACADE CONSULTANT:

ALPHA CONSULTING LIMITED
Steel Structure & Façade Specialist

NOTE :

1. ALL DIMENSIONS ARE IN mm.
2. ALL ELEVATIONS ARE VIEWED FROM OUTSIDE.
3. ALL DIMENSIONS TO BE VERIFIED ON SITE BEFORE FABRICATION.

LEGEND :

- (X1) --- DETAIL MARK NO.
- (X001) --- REFER SHEET NO.
- 1. F.F.L. --- FINISHED FLOOR LEVEL
- 2. S.F.L. --- STRUCTURAL FLOOR LEVEL
- 3. (R) --- REVERSED DETAIL

4. GLASS LEGEND

- EGL-1 --- 8mmHS+12mm AIR GAP+10mmTP THK. I.G.U.
- EGL-2 --- 10mm THK. CLEAR TEMPERED GLASS
- EGL-4 --- 10mm THK. TEMPERED ACID ETCHED GLASS
- EGL-1A --- 8mmHS+12mm AIR GAP+8mmTP THK. I.G.U.
- EGL-1B --- 8mmHS+12mm AIR GAP+10mmTP ACID-ETCHED THK. I.G.U.

NO.	DATE	REVISION	REVISION SUBJECT TO ARCH-COMMENT	BY
1	21/02/2023	REVISION SUBJECT TO ARCH-COMMENT	None	
H	21/09/2022	REVISION SUBJECT TO ARCH-COMMENT	None	
G	17/08/2022	REVISION SUBJECT TO ARCH-COMMENT	None	
F	18/05/2022	REVISION SUBJECT TO ARCH-COMMENT	None	
E	09/04/2022	REVISION SUBJECT TO ARCH-COMMENT	None	
D	17/12/2021	REVISION SUBJECT TO ARCH-COMMENT	None	
C	29/11/2021	REVISION SUBJECT TO ARCH-COMMENT	None	

JOB NO. : J-856

PROJECT : PROPOSED DEVELOPMENT ABOVE LIGHT RAIL TIN WING STOP-TSMTL NO.23,AREA 33,TIN SHUI WAI, N.T.

TITLE : WINDOW SCHEDULE FOR TOWER 2 ALUM. WINDOW

DATE : 02-Aug-21 SCALE : 1:40

DRAWN BY : Ivan CHECKED BY :

美特鋁質有限公司
MIDI ALUMINIUM FABRICATOR LTD.
Units 6-8, Sunray Industrial Centre, 1/F
610 Cho Kwai Ling Road, Kwai Tsoum
Tel:23489211-4 Fax:(852)2727666

DWG NO. : J856-SD-PW-5209 REV. : 1

B.D. REF :

CLIENT :

SUN HUNG KAI
REAL ESTATE AGENCY LTD.
42/F SUN HUNG KAI CENTRE, WANCHAI, HONGKONG

ARCHITECT :

lwk&partners
a r c h i t e c t s

MAIN CONTRACTOR :

怡輝建築有限公司
Yee Fai Building Contractors Ltd.

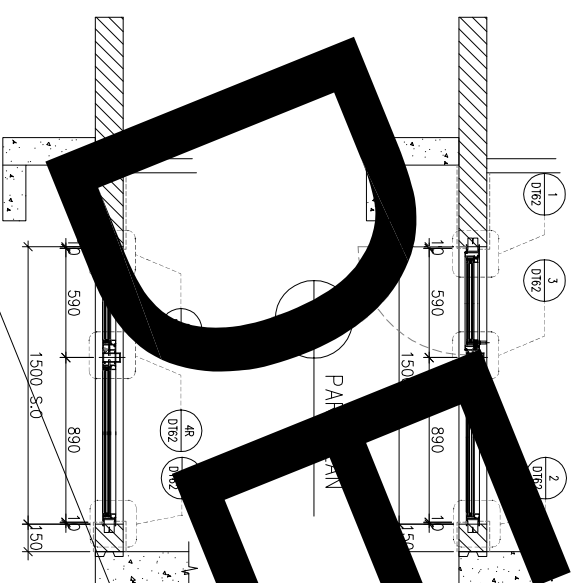
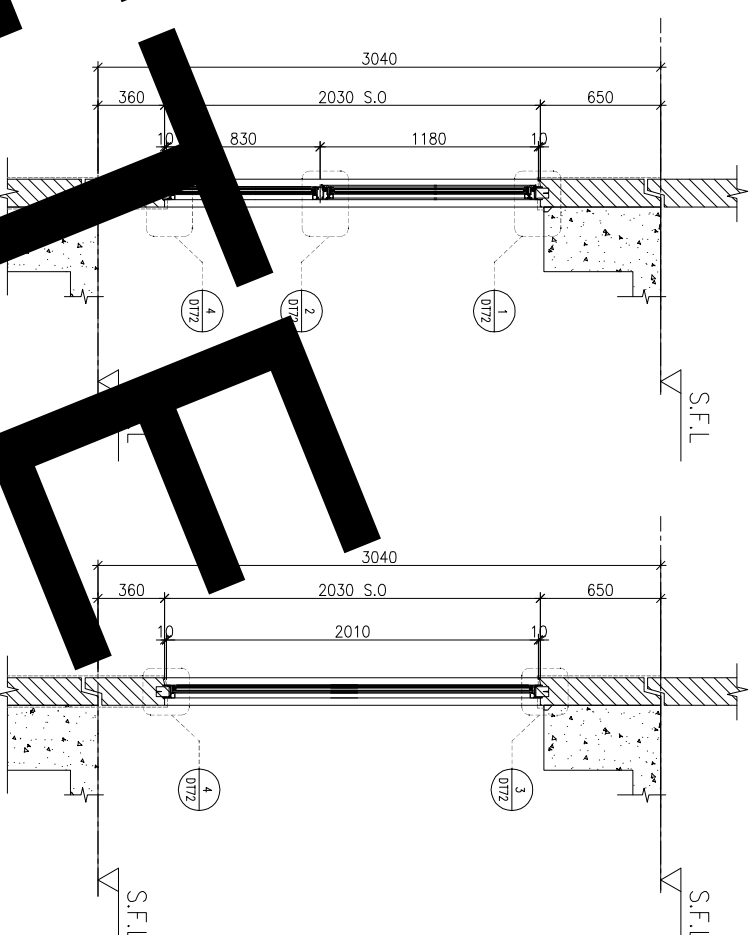
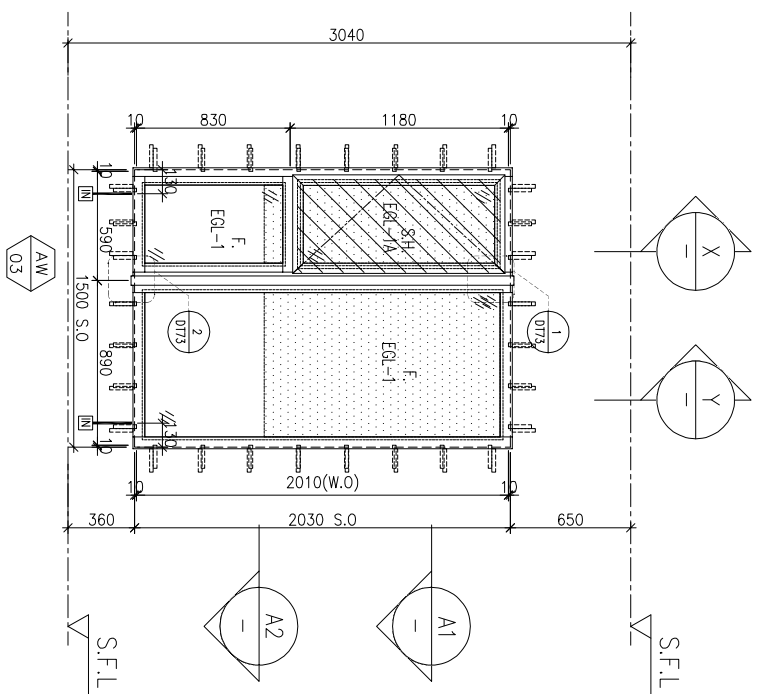
STRUCTURAL ENGINEER :

ARUP

FAÇADE CONSULTANT :

ALPHA CONSULTING LIMITED
Steel Structure & Façade Specialist

ELEVATION



A2 PART PLAN

X SECTION

Y PART SECTION

FAÇADE CODE		
LWK	怡輝	UNIT
PF-11	T2PF-??	B5

CHANGE TO IN-SITU WINDOWS

AW 03

WINDOW MARK	3/F-42/F(4/F,13/F,14/F,24/F,34/F OMITTED) UNIT B5
LOCATION	70mm ALUM. SECTION
SECTION	EGL-1, EGL-1A
GLAZING	35 Nos
QUANTITY	FAÇADE (TYPE T2PF1) FOR 3/F-42/F)
REMARKS	

NOTE:
 1. ALL DIMENSIONS ARE IN mm.
 2. ALL ELEVATIONS ARE VIEWED FROM OUTSIDE.
 3. ALL DIMENSIONS TO BE VERIFIED ON SITE BEFORE FABRICATION.

LEGEND :

(X1) --- DETAIL MARK NO.
(X001) --- REFER SHEET NO.

1. F.F.L. --- FINISHED FLOOR LEVEL
 2. S.F.L. --- STRUCTURAL FLOOR LEVEL
 3. (R) --- REVERSED DETAIL

4. GLASS LEGEND

EGL-1 --- 8mmHS+12mm AIR GAP+10mmTP THK. I.G.U.
 EGL-2 --- 10mm THK. CLEAR TEMPERED GLASS
 EGL-4 --- 10mm THK. TEMPERED ACID ETCHED GLASS
 EGL-1A --- 8mmHS+12mm AIR GAP+8mmTP THK. I.G.U.
 EGL-1B --- 8mmHS+12mm AIR GAP+10mmTP ADD-ETCHED THK. I.G.U.

NO.	DATE	REVISION	REVISION SUBJECT TO ARCH-COMMENT	BY
F	18/05/2022	REVISION SUBJECT TO ARCH-COMMENT	None	
E	09/04/2022	REVISION SUBJECT TO ARCH-COMMENT	None	
D	17/12/2021	REVISION SUBJECT TO ARCH-COMMENT	None	
C	29/11/2021	REVISION SUBJECT TO ARCH-COMMENT	None	
B	03/11/2021	REVISION SUBJECT TO ARCH-COMMENT	None	
A	12/10/2021	REVISION SUBJECT TO ARCH-COMMENT	None	

JOB NO. : J-856

PROJECT : PROPOSED DEVELOPMENT ABOVE LIGHT RAIL TIN WING STOP-TSWTL NO.23,AREA 33,TIN SHUI WAI, N.T.

TITLE : WINDOW SCHEDULE FOR TOWER 2 ALUM. WINDOW

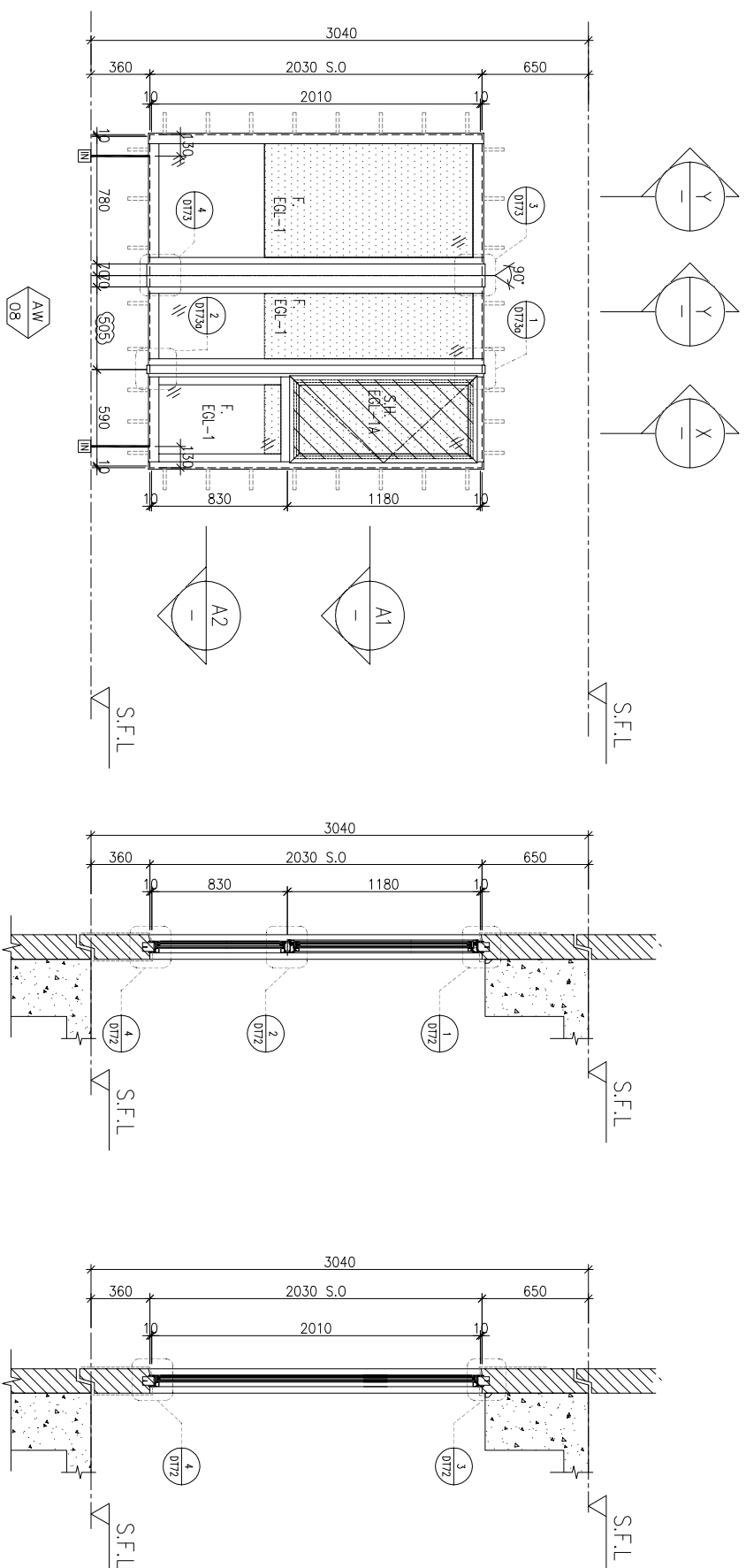
DATE : 02-Aug-21 SCALE : 1:40

DRAWN BY : Ivan CHECKED BY :

美特鋁質有限公司
MIDI ALUMINIUM FABRICATOR LTD.
Units 6-8, Sunray Industrial Centre, 1/F
610 Cho Kwai Ling Road, Kwai Tsoum
Tel:23489211-4 Fax:(852)27272666

DWG NO. : J856-SD-PW-5210 REV. : F

REQUIRE		PROVIDED	
LOCATION	OPENABLE AREA	GLAZING AREA	OPENABLE AREA
B8-BR2	0.277	0.443	0.525
			GLAZING AREA
			1.873



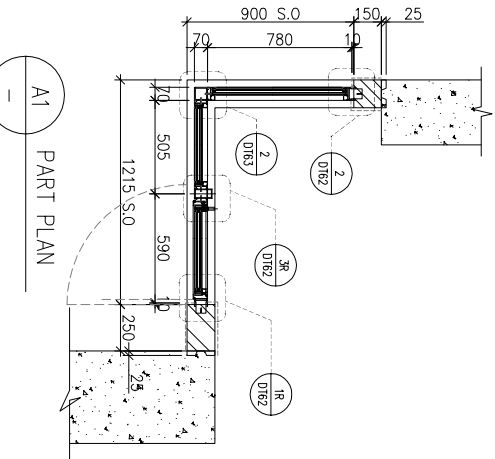
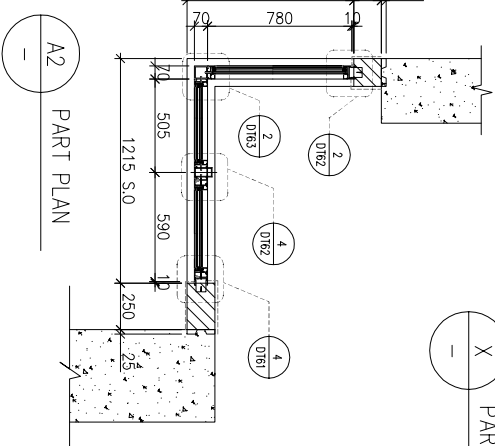
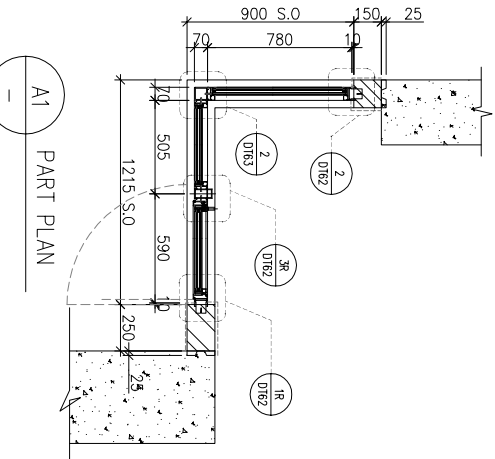
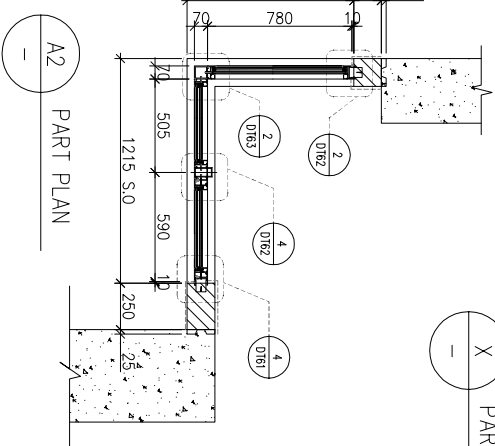
ELEVATION

FACADE CODE		
LWK	鴻輝	UNIT
PF-13	T2PF-27	B8

WINDOW MARK	AW 08
LOCATION	3/F-42/F(4/F,13/F,14/F,24/F,34/F OMITTED) UNIT B8
SECTION	70mm ALUM. SECTION
GLAZING	EGL-1,EGL-1A
QUANTITY	35 Nos
REMARKS	FACADE(TYPE T2PF13 FOR 3/F-42/F) ,4 BAR HINGE-LIP HING (HHMS-N16)

X PART SECTION

Y PART SECTION



NOTE:

1. ALL DIMENSIONS ARE IN mm.
2. ALL ELEVATIONS ARE VIEWED FROM OUTSIDE.
3. ALL DIMENSIONS TO BE VERIFIED ON SITE BEFORE FABRICATION.

LEGEND:

X1 ——— DETAIL MARK NO.
 X001 ——— REFER SHEET NO.

1. F.F.L. --- FINISHED FLOOR LEVEL
2. S.F.L. --- STRUCTURAL FLOOR LEVEL
3. (R) --- REVERSED DETAIL
4. GLASS LEGEND

EGL-1 --- 8mmHS+12mm AIR GAP+10mmTP THK. I.G.U.
 EGL-2 --- 10mm THK. CLEAR TEMPERED GLASS
 EGL-4 --- 10mm THK. TEMPERED ACID ETCHED GLASS
 EGL-1A --- 8mmHS+12mm AIR GAP+8mmTP THK. I.G.U.
 EGL-1B --- 8mmHS+12mm AIR GAP+10mmTP ADD-ETCHED THK. I.G.U.

NO.	DATE	REVISION	BY
H	17/08/2022	REVISION SUBJECT TO ARCH-COMMENT	ivan
G	17/08/2022	REVISION SUBJECT TO ARCH-COMMENT	ivan
F	18/05/2022	REVISION SUBJECT TO ARCH-COMMENT	ivan
E	09/04/2022	REVISION SUBJECT TO ARCH-COMMENT	ivan
D	17/12/2021	REVISION SUBJECT TO ARCH-COMMENT	ivan
C	29/11/2021	REVISION SUBJECT TO ARCH-COMMENT	ivan

JOB NO. : J-856

PROJECT : PROPOSED DEVELOPMENT ABOVE LIGHT RAIL TIN WING STOP-TSWTL NO.23,AREA 33,TIN SHUI WAI, N.T.

TITLE : WINDOW SCHEDULE FOR TOWER 2 ALUM. WINDOW

DATE : 02-Aug-21 SCALE : 1:40

DRAWN BY : ivan CHECKED BY :

UNITED ALUMINIUM FABRICATOR LTD.
 美特鋁質有限公司
 Units 6-8, Sunray Industrial Centre, 1/F
 610 Cho Kwai Ling Road, Kwai Tsoum
 Tel:23489211-4 Fax:(852)2727666
 DWG NO. : J856-SD-PW-5211 REV. : H

BD. REF. :

CLIENT :

SUN HUNG KAI
 REAL ESTATE AGENCY LTD.
 42/F SUN HUNG KAI CENTRE, WANCHAI, HONGKONG

ARCHITECT :

lwk&partners
 a r c h i t e c t s

MAIN CONTRACTOR :

怡輝建築有限公司
 Yee Fai Building Contractors Ltd.

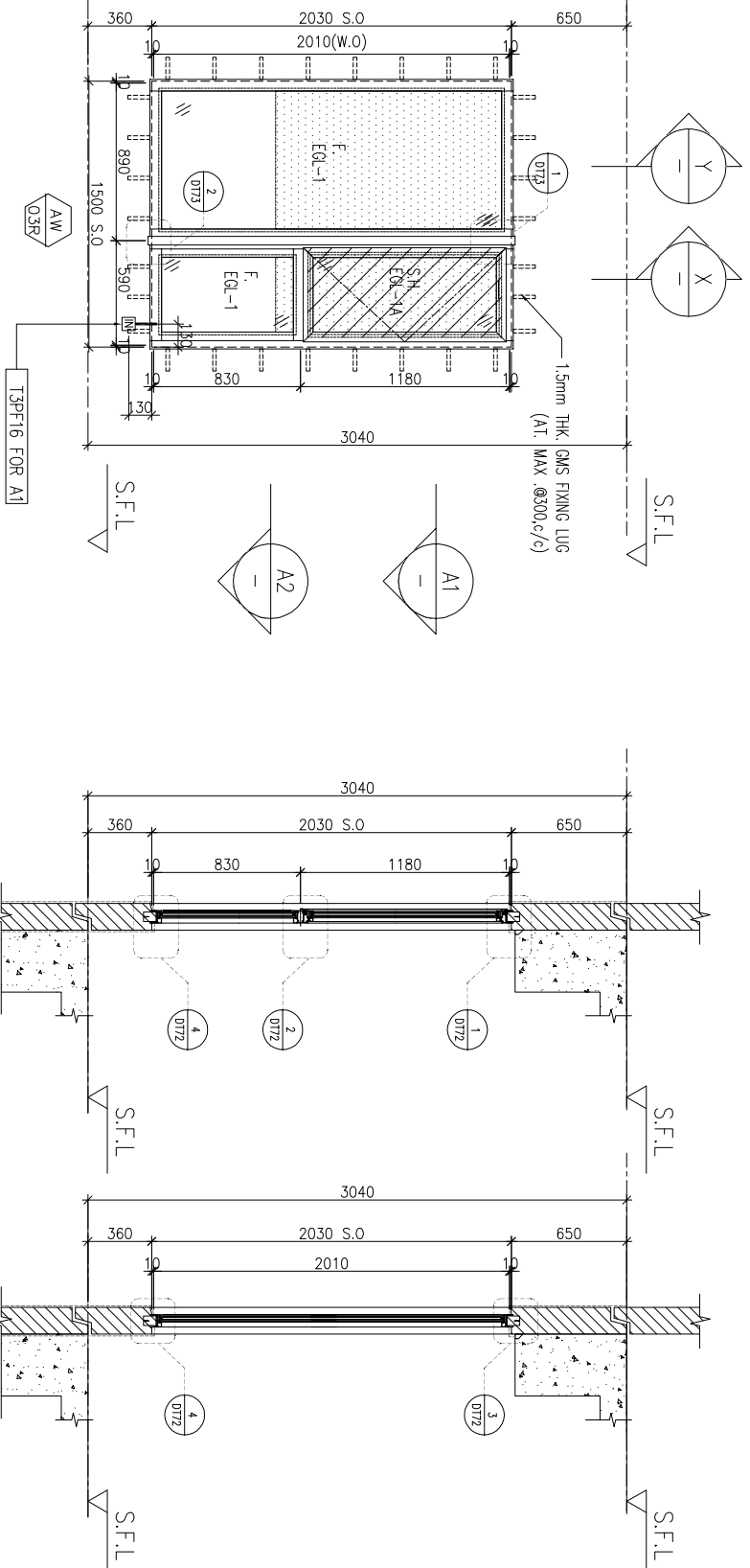
STRUCTURAL ENGINEER :

ARUP


FACADE CONSULTANT:

ALPHA CONSULTING LIMITED
 Steel Structure & Façade Specialist

LOCATION	OPENABLE AREA	GLAZING AREA	OPENABLE AREA	GLAZING AREA
B6-MBR	0.435	0.696	0.548	1.495



ELEVATION



FACADE CODE		
LWK	鴻輝	UNIT
PF-20R	T2PF-23	B6

WINDOW MARK	AW 03R
LOCATION	3/F-42/F(4/F,13/F,14/F,24/F,34/F OMITTED) UNIT B6
SECTION	70mm ALUM. SECTION
GLAZING	EGL-1, EGL-1A
QUANTITY	35 Nos
REMARKS	FACADE(TYPE T2PF20R FOR 3/F~42/F) , 4 BAR HINGE-LIP HING (HHMS-N16)

B.D. REF :

CLIENT :

SUN HUNG KAI
REAL ESTATE AGENCY LTD.
42/F SUN HUNG KAI CENTRE, WANCHAI, HONGKONG

ARCHITECT :

lwk&partners
a r c h i t e c t s

MAIN CONTRACTOR :

怡輝建築有限公司
Yee Fai Building Contractors Ltd.

STRUCTURAL ENGINEER :

ARUP
ALPHA CONSULTING LIMITED
Steel Structure & Façade Specialist

FACADE CONSULTANT:

ARUP
ALPHA CONSULTING LIMITED
Steel Structure & Façade Specialist

NOTE :

1. ALL DIMENSIONS ARE IN mm.
2. ALL ELEVATIONS ARE VIEWED FROM OUTSIDE.
3. ALL DIMENSIONS TO BE VERIFIED ON SITE BEFORE FABRICATION.

LEGEND :

(X1) ——— DETAIL MARK NO.
(X001) ——— REFER SHEET NO.

1. F.F.L. --- FINISHED FLOOR LEVEL
2. S.F.L. --- STRUCTURAL FLOOR LEVEL
3. (R) --- REVERSED DETAIL

4. GLASS LEGEND

EGL-1 --- 8mmHS+12mm AIR GAP+10mmTP THK. I.G.U.
EGL-2 --- 10mm THK. CLEAR TEMPERED GLASS
EGL-4 --- 10mm THK. TEMPERED ACID ETCHED GLASS
EGL-1A --- 8mmHS+12mm AIR GAP+8mmTP THK. I.G.U.
EGL-1B --- 8mmHS+12mm AIR GAP+10mmTP ACID-ETCHED THK. I.G.U.

NO.	DATE	REVISION	SUBJECT TO ARCH-COMMENT	BY
D	17/08/2022	REVISION SUBJECT TO ARCH-COMMENT		ivan
C	17/08/2022	REVISION SUBJECT TO ARCH-COMMENT		ivan
B	18/05/2022	REVISION SUBJECT TO ARCH-COMMENT		ivan
A	17/12/2021	REVISION SUBJECT TO ARCH-COMMENT		ivan

JOB NO. : J-856

PROJECT : PROPOSED DEVELOPMENT ABOVE LIGHT RAIL TIN WING STOP-TSWTL NO.23,AREA 33,TIN SHUI WAI, N.T.

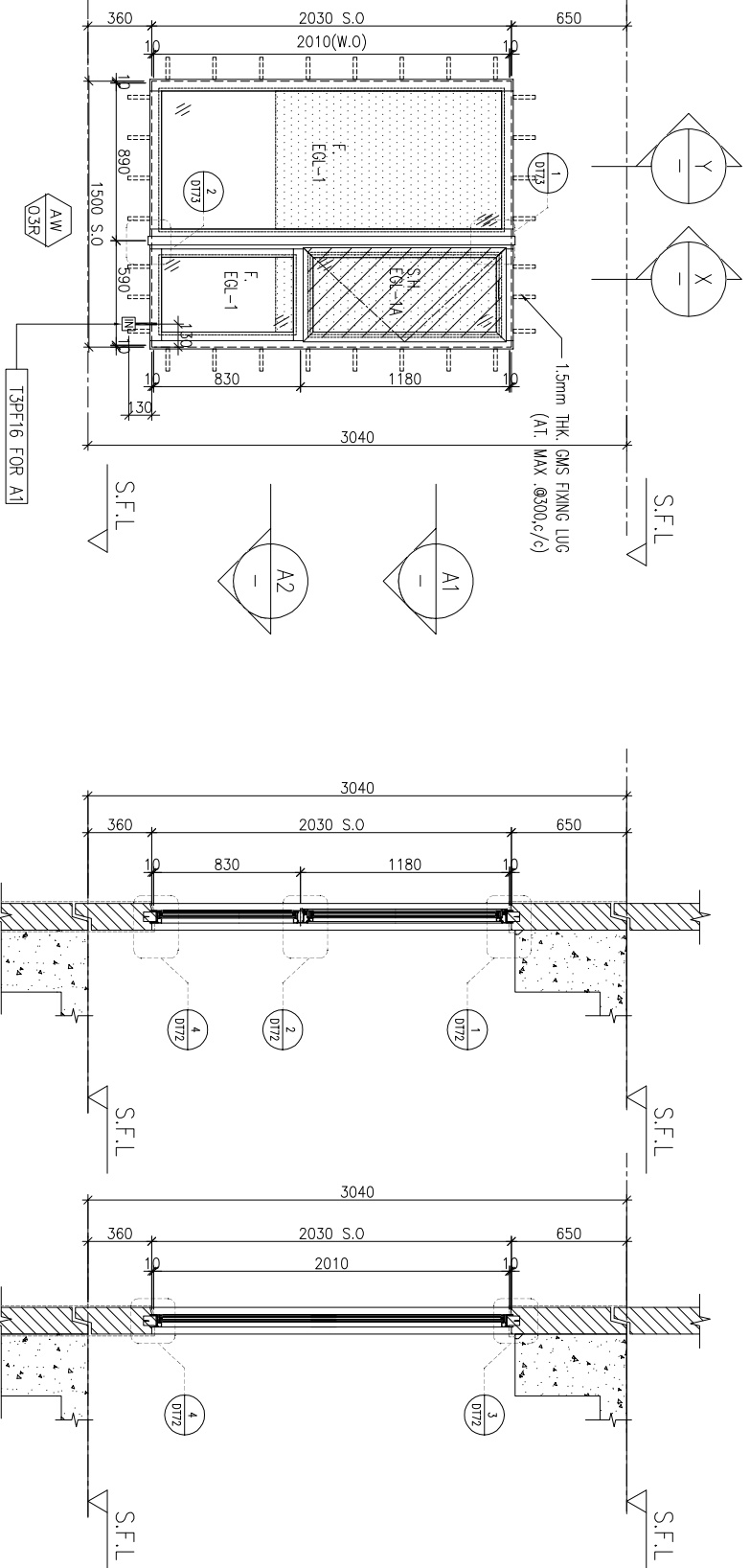
TITLE : WINDOW SCHEDULE FOR TOWER 2 ALUM. WINDOW

DATE : 02-Aug-21 SCALE : 1:40


DRAWN BY : ivan CHECKED BY :

美特鋁質有限公司
MIDI ALUMINUM FABRICATOR LTD.
Units 6-8, Sunray Industrial Centre, 1/F
610 Cho Kwai Ling Road, Kwai Tsoum
Tel:23489211-4 Fax:(852)2727666
DWG NO. : J856-SD-PW-5212 REV. : D

LOCATION	OPENABLE AREA	GLAZING AREA	OPENABLE AREA	GLAZING AREA
(B3-MBR)	0.263	0.420	0.548	1.495



ELEVATION



FACADE CODE		
LWK	鴻輝	UNIT
PF-10	T2PF-03	B3

WINDOW MARK	AW 03R
LOCATION	3/F-42/F(4/F,13/F,14/F,24/F,34/F OMITTED) UNIT B3
SECTION	70mm ALUM. SECTION
GLAZING	EGL-1, EGL-1A
QUANTITY	35 Nos
REMARKS	FACADE(TYPE T2PF10R FOR 3/F~42/F) , 4 BAR HINGE-LIP HING (HHMS-N16)

B.D. REF :

CLIENT :

SUN HUNG KAI
REAL ESTATE AGENCY LTD.
42/F, SUN HUNG KAI CENTRE, WANCHAI, HONGKONG

ARCHITECT :

lwk&partners
a r c h i t e c t s

MAIN CONTRACTOR :

怡輝建築有限公司
Yee Fai Building Contractors Ltd.

STRUCTURAL ENGINEER :

ARUP
ALPHA CONSULTING LIMITED
Steel Structure & Façade Specialist

FACADE CONSULTANT:

ARUP
ALPHA CONSULTING LIMITED
Steel Structure & Façade Specialist

- NOTE:
1. ALL DIMENSIONS ARE IN mm.
 2. ALL ELEVATIONS ARE VIEWED FROM OUTSIDE.
 3. ALL DIMENSIONS TO BE VERIFIED ON SITE BEFORE FABRICATION.

LEGEND :

(X1) ——— DETAIL MARK NO.
(X001) ——— REFER SHEET NO.

1. F.F.L. --- FINISHED FLOOR LEVEL
2. S.F.L. --- STRUCTURAL FLOOR LEVEL
3. (R) --- REVERSED DETAIL

4. GLASS LEGEND

- EGL-1 --- 8mmHS+12mm AIR GAP+10mmTP THK. I.G.U.
EGL-2 --- 10mm THK. CLEAR TEMPERED GLASS
EGL-4 --- 10mm THK. TEMPERED ACID ETCHED GLASS
EGL-1A --- 8mmHS+12mm AIR GAP+8mmTP THK. I.G.U.
EGL-1B --- 8mmHS+12mm AIR GAP+10mmTP ACID-ETCHED THK. I.G.U.

NO.	DATE	REVISION	SUBJECT TO ARCH-COMMENT	BY
0	21/02/2023	REVISION SUBJECT TO ARCH-COMMENT		lwk
C	21/09/2022	REVISION SUBJECT TO ARCH-COMMENT		lwk
B	17/09/2022	REVISION SUBJECT TO ARCH-COMMENT		lwk
A	18/09/2022	REVISION SUBJECT TO ARCH-COMMENT		lwk

JOB NO. : J-856

PROJECT :

PROPOSED DEVELOPMENT ABOVE
LIGHT RAIL TIN WING STOP-TSWTL
NO.23,AREA 33,TIN SHUI WAI, N.T.

TITLE :

WINDOW SCHEDULE FOR
TOWER 2 ALUM. WINDOW

DATE : 08-Apr-21 SCALE : 1:40

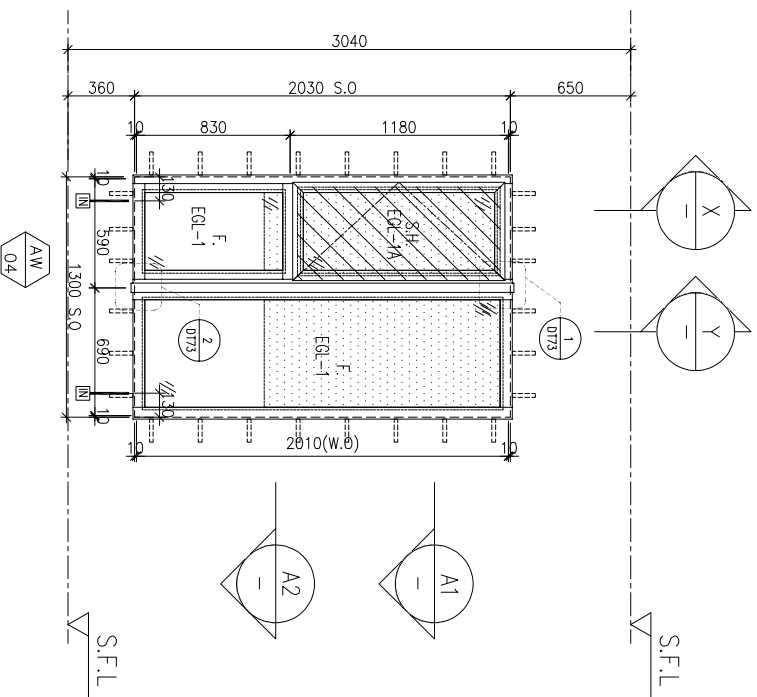
DRAWN BY : Ivn

CHECKED BY :

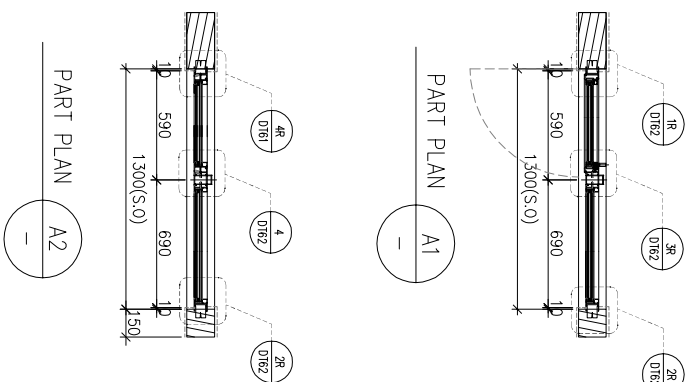
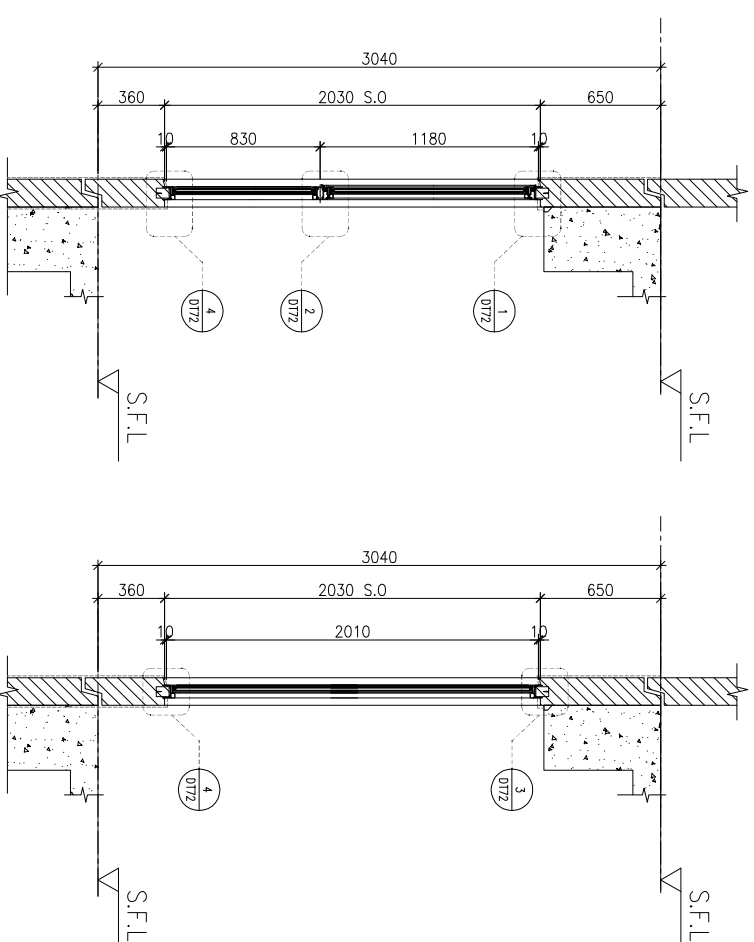
美特鋁質有限公司
MIDI ALUMINUM FABRICATOR LTD.
Units 6-8, Sunray Industrial Centre, 1/F
610 Cho Kwai Ling Road, Kwai Tsing
Tel:23489211-4 Fax:(852)2727666

DWG NO. : J856-SD-PW-5213 REV. : D

REQUIRED		PROVIDED	
LOCATION	OPENABLE AREA	GLAZING AREA	OPENABLE AREA
B2-MBR	0.435	0.696	0.548
			GLAZING AREA
			1.24



ELEVATION



FACADE CODE		
LWK	鴻輝	UNIT
PF-??R	T2PF-02A	B2

WINDOW MARK	AW 04
LOCATION	3/F-42/F(4/F,13/F,14/F,24/F,34/F OMITTED) UNIT B2
SECTION	70mm ALUM. SECTION
GLAZING	EGL-1, EGL-1A
QUANTITY	35 Nos
REMARKS	FACADE(TYPE T2PF??R FOR 3/F~42/F) , 4 BAR HINGE-LIP HING (HHMS-N16)

BD. REF :

CLIENT :

SUN HUNG KAI
REAL ESTATE AGENCY LTD.

42/F, SUN HUNG KAI CENTRE, WANCHAI, HONGKONG

ARCHITECT :

lwk&partners
a r c h i t e c t s

MAIN CONTRACTOR :

怡輝建築有限公司
Yee Fai Building Contractors Ltd.

STRUCTURAL ENGINEER :

ARUP

FACADE CONSULTANT :

ALPHA CONSULTING LIMITED
Steel Structure & Façade Specialist

- NOTE :
1. ALL DIMENSIONS ARE IN mm.
 2. ALL ELEVATIONS ARE VIEWED FROM OUTSIDE.
 3. ALL DIMENSIONS TO BE VERIFIED ON SITE BEFORE FABRICATION.

LEGEND :

(X1) --- DETAIL MARK NO.
(X001) --- REFER SHEET NO.

1. F.F.L. --- FINISHED FLOOR LEVEL
2. S.F.L. --- STRUCTURAL FLOOR LEVEL
3. (R) --- REVERSED DETAIL

4. GLASS LEGEND

- EGL-1 --- 8mmHS+12mm AIR GAP+10mmTP THK. I.G.U.
EGL-2 --- 10mm THK. CLEAR TEMPERED GLASS
EGL-4 --- 10mm THK. TEMPERED ACID ETCHED GLASS
EGL-1A --- 8mmHS+12mm AIR GAP+8mmTP THK. I.G.U.
EGL-1B --- 8mmHS+12mm AIR GAP+10mmTP ACID-ETCHED THK. I.G.U.

NO.	DATE	REVISION SUBJECT TO ARCH-COMMENT	BY
0	21/09/2022	REVISION SUBJECT TO ARCH-COMMENT	lwk
C	17/08/2022	REVISION SUBJECT TO ARCH-COMMENT	lwk
B	18/05/2022	REVISION SUBJECT TO ARCH-COMMENT	lwk
A	17/12/2021	REVISION SUBJECT TO ARCH-COMMENT	lwk

JOB NO. : J-856

PROJECT : PROPOSED DEVELOPMENT ABOVE LIGHT RAIL TIN WING STOP-TSWTL NO.23,AREA 33,TIN SHUI WAI, N.T.

TITLE : WINDOW SCHEDULE FOR TOWER 2 ALUM. WINDOW

DATE : 08-Apr-21 SCALE : 1:40

DRAWN BY : Ivn

CHECKED BY :

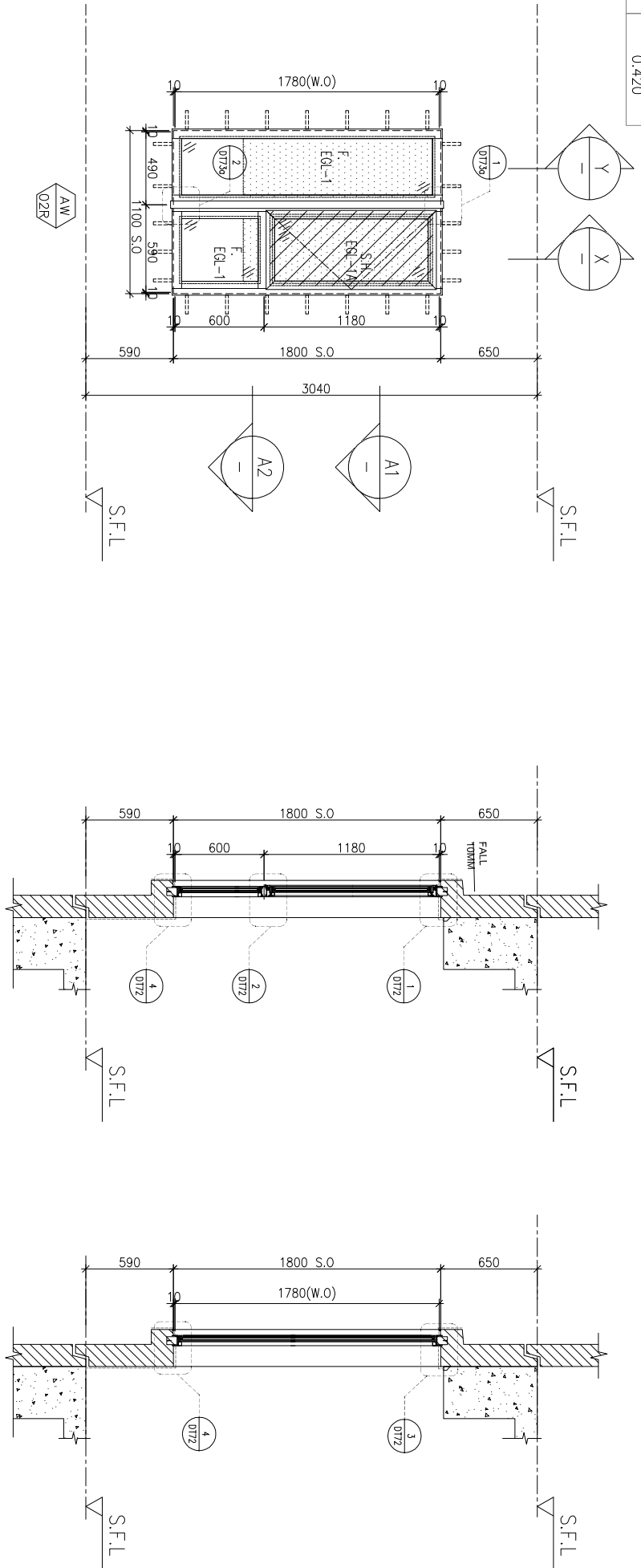
美特鋁質有限公司
MIDI ALUMINUM FABRICATOR LTD.

Units 6-8, Sunray Industrial Centre, 1/F
610 Cho Kwai Ling Road, Kowloon
Tel:23489211-4 Fax:(852)2727666

DWG NO. : J856-SD-PW-5214 REV. : D

REQUIRED		PROVIDED	
LOCATION	OPENABLE AREA	GLAZING AREA	GLAZING AREA
A3-BR2	0.263	0.420	0.548
A10-BR2	0.263	0.420	0.985
B7-BR2	0.263	0.420	
B8-BR2	0.263	0.420	

ELEVATION



FACADE CODE		
LWK	鴻輝	UNIT
PF-02R	T3PF-05	A3
PF-02R	T3PF-37	A10
PF-02R	T3PF-31	B7
PF-02R	T3PF-32	B6

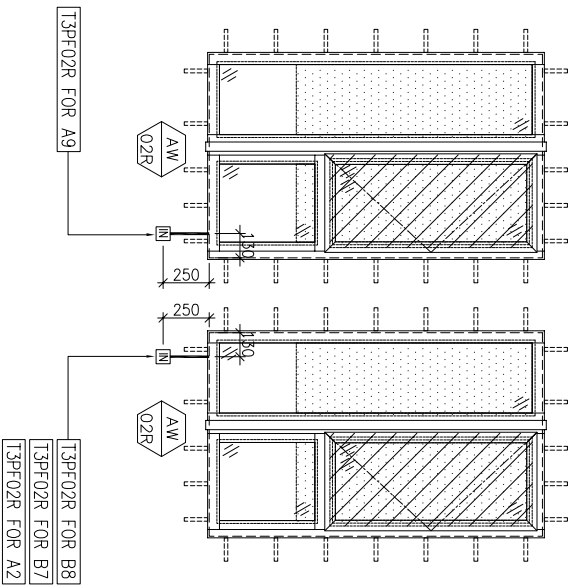
10/F, 16/F, 20/F, 25/F, 29/F, 33/F, 38/F, 42/F OMITTED, CHANGE TO IN-SITU WINDOW

A2 PART PLAN

A1 PART PLAN

X PART SECTION

Y PART SECTION



WINDOW MARK	AW 02R
LOCATION	3/F-42/F, 4/F, 13/F, 14/F, 24/F, 34/F OMITTED UNIT A3, A10, B7, B6
SECTION	70mm ALUM. SECTION
GLAZING	EGL-1, EGL-1A
QUANTITY	27 Nos / 35 Nos / 35 Nos / 35 Nos
REMARKS	FACADE (TYPE T3PF02R FOR 3/F-42/F), 4 BAR HINGE-LIP HING (HHMS-N16)

BD. REF :

CLIENT :



42/F, SUN HUNG KAI CENTRE, WANCHAI, HONGKONG

ARCHITECT :
lwk&partners
a r c h i t e c t s

MAIN CONTRACTOR :



Yee Fai Building Contractors Ltd.

STRUCTURAL ENGINEER :



FACADE CONSULTANT:
ALPHA CONSULTING LIMITED
Steel Structure & Façade Specialist

- NOTE:
1. ALL DIMENSIONS ARE IN mm.
 2. ALL ELEVATIONS ARE VIEWED FROM OUTSIDE.
 3. ALL DIMENSIONS TO BE VERIFIED ON SITE BEFORE FABRICATION.
- LEGEND:
- (X1) --- DETAIL MARK NO.
 - (X001) --- REFER SHEET NO.

1. F.F.L. --- FINISHED FLOOR LEVEL
 2. S.F.L. --- STRUCTURAL FLOOR LEVEL
 3. (R) --- REVERSED DETAIL
4. GLASS LEGEND
- EGL-1 --- 8mmHS+12mm AIR GAP+10mmTP THK. I.G.U.
 - EGL-2 --- 10mm THK. CLEAR TEMPERED GLASS
 - EGL-4 --- 10mm THK. TEMPERED ACID ETCHED GLASS
 - EGL-1A --- 8mmHS+12mm AIR GAP+8mmTP THK. I.G.U.
 - EGL-1B --- 8mmHS+12mm AIR GAP+10mmTP ACID-ETCHED THK. I.G.U.

NO.	DATE	REVISION SUBJECT TO ARCH-COMMENT	BY
K	21/02/2023	REVISION SUBJECT TO ARCH-COMMENT	hvn
J	26/10/2022	REVISION SUBJECT REFER TO SA-124 YH	hvn
I	21/09/2022	REVISION SUBJECT TO ARCH-COMMENT	hvn
H	17/08/2022	REVISION SUBJECT TO ARCH-COMMENT	hvn
G	22/04/2022	REVISION SUBJECT TO ARCH-COMMENT	hvn

JOB NO. : J-856

PROJECT : PROPOSED DEVELOPMENT ABOVE LIGHT RAIL TIN WING STOP-TS/WL NO.2,3,AREA 33,TIN SHUI WA, N.T.

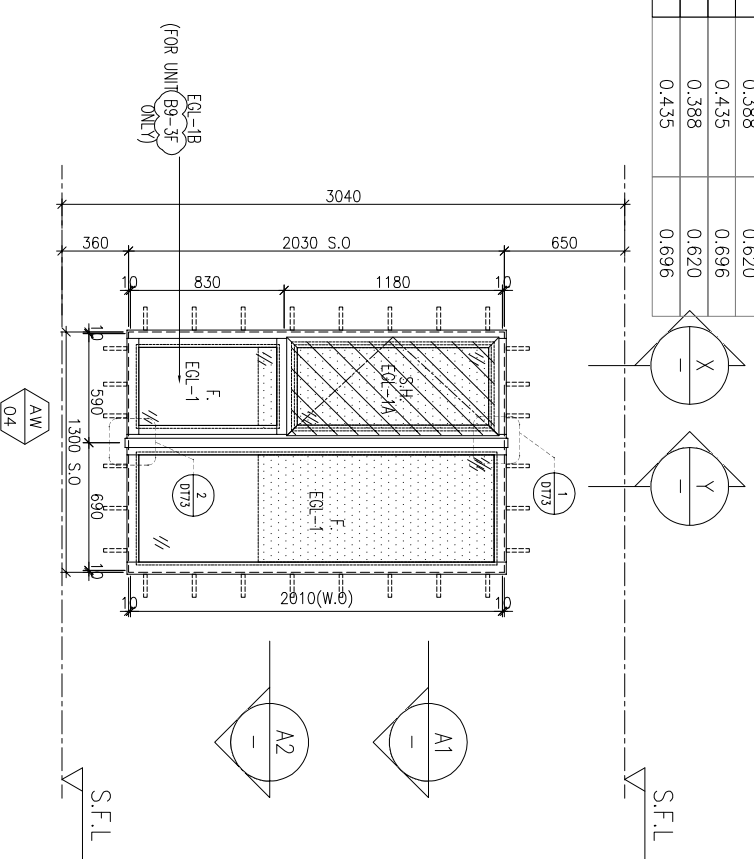
TITLE : WINDOW SCHEDULE FOR TOWER 3 ALUM. WINDOW

DATE : 02-Aug-21 SCALE : 1:40

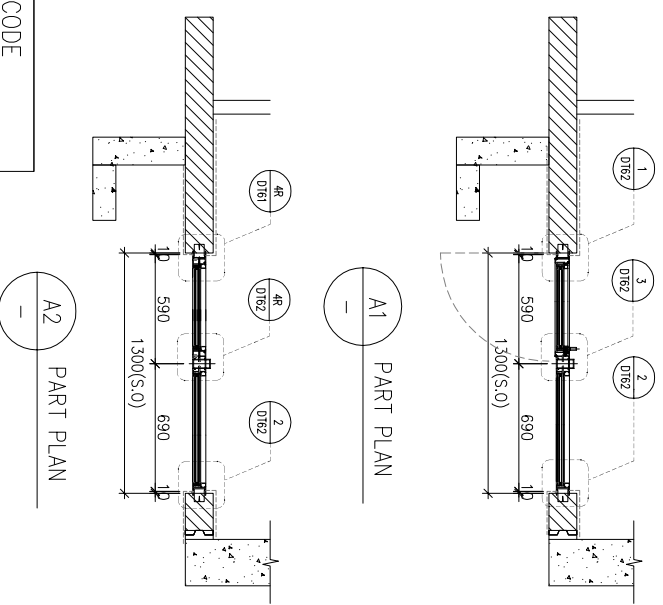
DRAWN BY : ivon CHECKED BY :

美特鋁質有限公司
MIDI ALUMINIUM FABRICATOR LTD.
Units 6-8, Sunray Industrial Centre, 1/F
610 Cho Kwai Ling Road, Kwai Tsou
Tel:23489211-4 Fax:(852)2727666
DWG NO. : J856-SD-PW-5301 REV. : K

REQUIRE		PROVIDED	
LOCATION	OPENABLE AREA	GLAZING AREA	GLAZING AREA
(A5-MBR)	0.435	0.696	0.548
(A7-MBR)	0.435	0.696	1.24
(A11-MBR)	0.435	0.696	
(A13-MBR)	0.388	0.620	
(B2-MBR)	0.435	0.696	
(B5-MBR)	0.388	0.620	
(B9-MBR)	0.435	0.696	

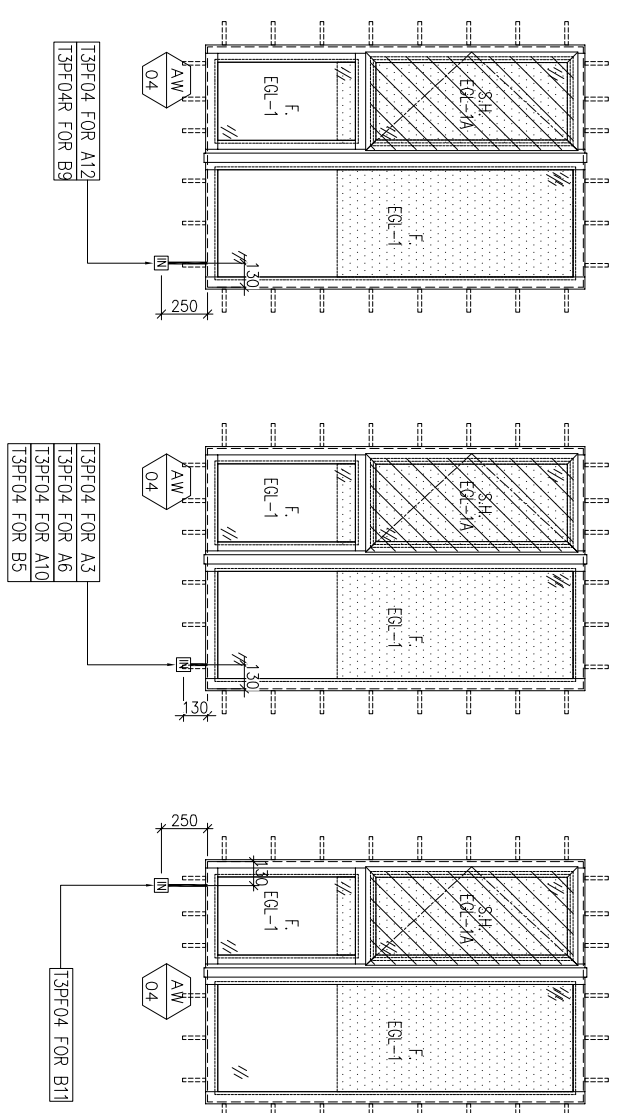
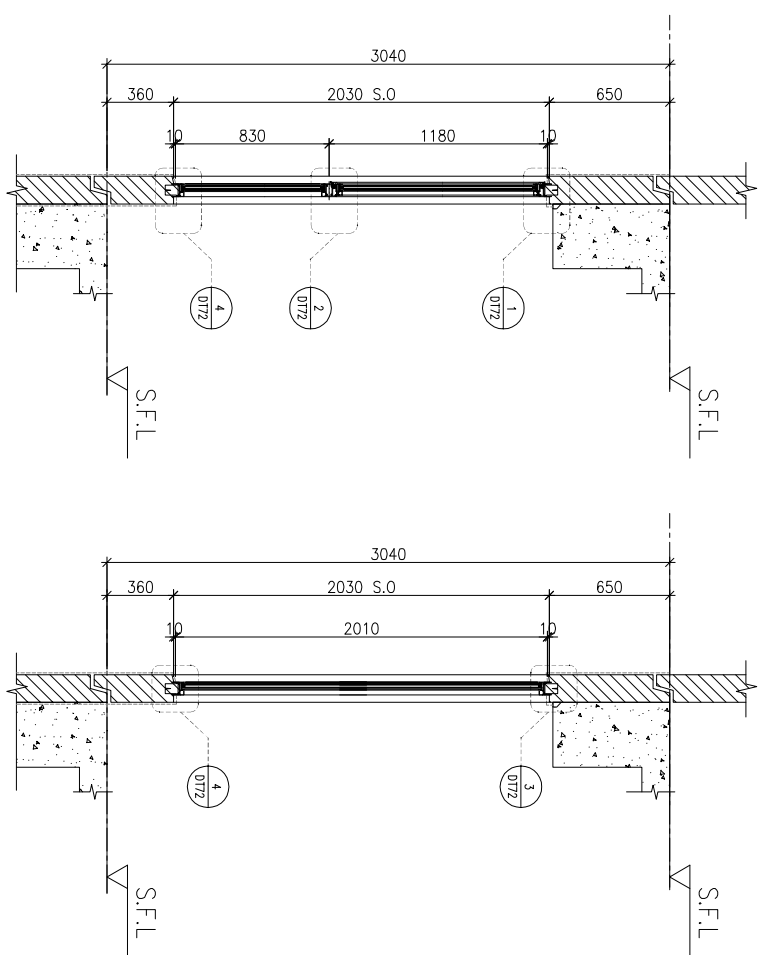


ELEVATION



FACADE CODE		FACADE CODE	
LWK	UNIT	LWK	UNIT
PF-04	T3PF-08	A5	
PF-04	T3PF-12	A7	
PF-04	T3PF-39A	A11	
PF-04	T3PF-42	A13	
		PF-04R	T3PF-19
			B2

WINDOW MARK	LOCATION
AW 04	3/F~42/F(4/F,13/F,14/F,24/F,34/F OMITTED) UNIT A5, A7, A11, A13, B9, B5, B2
SECTION	SECTION
GLAZING	70mm ALUM. SECTION
QUANTITY	EGL-1, EGL-1A
REMARKS	FACADE(TYPE T3PF04/04R FOR 3/F~42/F), 4 BAR HINGE-LIP HING (HHMS-N16)



BD. REF :

CLIENT : **SUN HUNG KAI**
REAL ESTATE AGENCY LTD.
42/F SUN HUNG KAI CENTRE, WANCHAI, HONGKONG

ARCHITECT : **lwk&partners**
a f c h i l e o i s

MAIN CONTRACTOR : **怡輝建築有限公司**
Yee Fai Building Contractors Ltd.

STRUCTURAL ENGINEER : **ARUP**
ALPHA CONSULTING LIMITED
Steel Structure & Façade Specialist

FACADE CONSULTANT :

NOTE :

- ALL DIMENSIONS ARE IN mm.
- ALL ELEVATIONS ARE VIEWED FROM OUTSIDE.
- ALL DIMENSIONS TO BE VERIFIED ON SITE BEFORE FABRICATION.

LEGEND :

(X1) --- DETAIL MARK NO.
(X001) --- REFER SHEET NO.

- F.F.L. --- FINISHED FLOOR LEVEL
- S.F.L. --- STRUCTURAL FLOOR LEVEL
- (R) --- REVERSED DETAIL

4. GLASS LEGEND

EQI-1 --- 8mmHS+12mm AIR GAP+10mmTP THK. I.G.U.
EQI-2 --- 10mm THK. CLEAR TEMPERED GLASS
EQI-4 --- 10mm THK. TEMPERED ACID ETCHED GLASS
EQI-1A --- 8mmHS+12mm AIR GAP+8mmTP THK. I.G.U.
EQI-1B --- 8mmHS+12mm AIR GAP+10mmTP ADD-ETCHED THK. I.G.U.

NO.	DATE	REVISION	SUBJECT TO ARCH-COMMENT	BY
M	21/02/2023	REVISION SUBJECT TO ARCH-COMMENT		lwk
L	26/10/2022	REVISION SUBJECT TO GEP PLAN		lwk
K	21/09/2022	REVISION SUBJECT TO ARCH-COMMENT		lwk
J	17/08/2022	REVISION SUBJECT TO ARCH-COMMENT		lwk
I	27/06/2022	REVISION SUBJECT TO ARCH-COMMENT		lwk
H	22/04/2022	REVISION SUBJECT TO ARCH-COMMENT		lwk

JOB NO. : J-856

PROJECT : PROPOSED DEVELOPMENT ABOVE LIGHT RAIL TIN WING STOP-TSWTL NO.23,AREA 33,TIN SHUI WAI, N.T.

TITLE : WINDOW SCHEDULE FOR TOWER 3 ALUM. WINDOW

DATE : 02-Aug-21 SCALE : 1:40

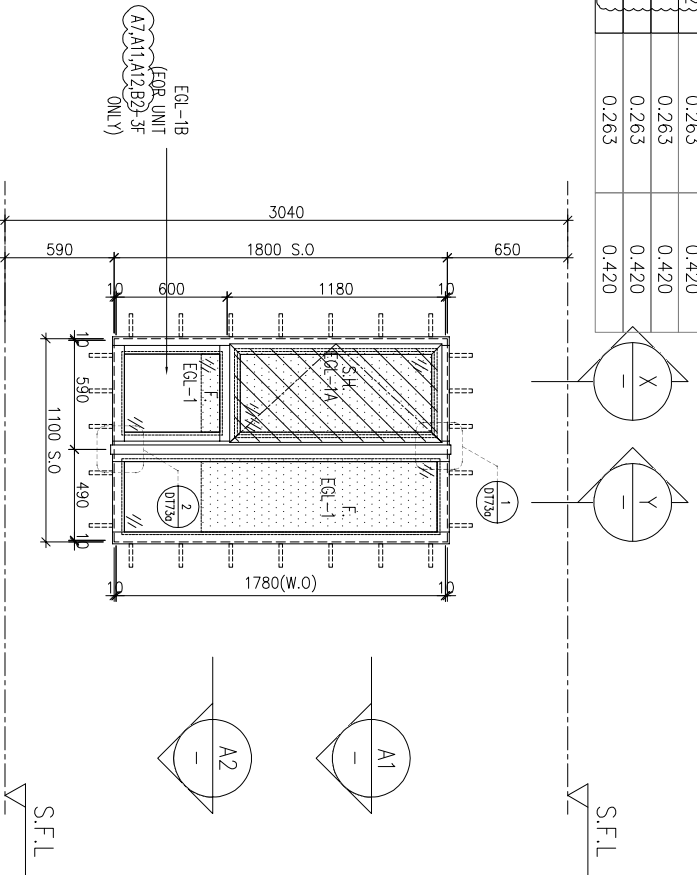
DRAWN BY : IYON CHECKED BY :

UNITED ALUMINIUM FABRICATOR LTD.
MIDI ALUMINIUM FABRICATOR LTD.

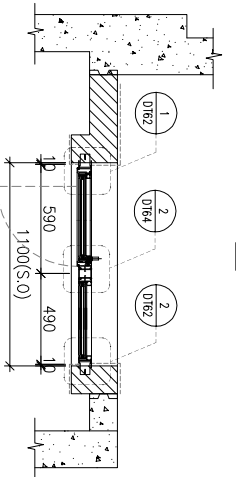
Units 6-8, Sunray Industrial Centre, 1/F
610 Cho Kwai Ling Road, Kowloon
Tel:23469211-4 Fax:(852)2727666

DWG NO. : J856-SD-PW-5302 REV. : M

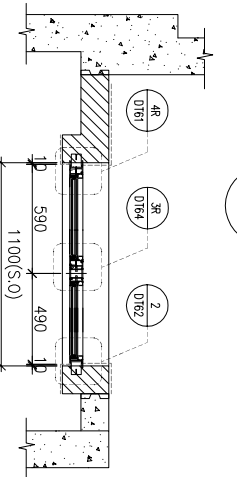
REQUIRED		PROVIDED	
LOCATION	OPENABLE AREA	GLAZING AREA	GLAZING AREA
{A2-S10}	N/A	N/A	0.548
{A7-BR2}	0.263	0.420	0.985
{A11-BR2}	0.263	0.420	
{A12-BR2}	0.263	0.420	
{B5-BR2}	0.263	0.420	
{B9-BR2}	0.263	0.420	



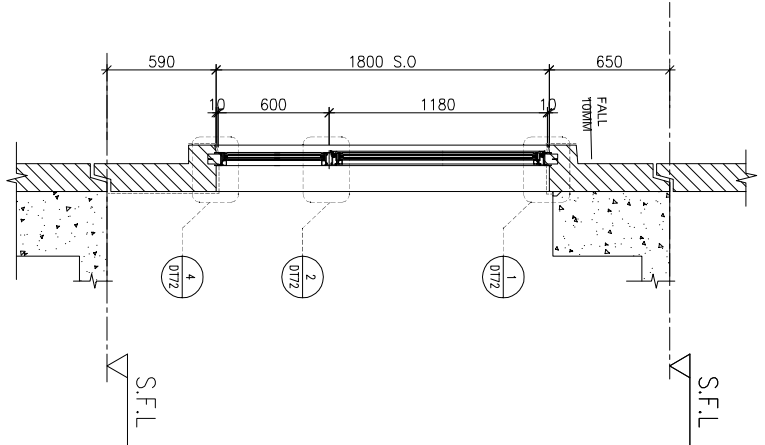
ELEVATION



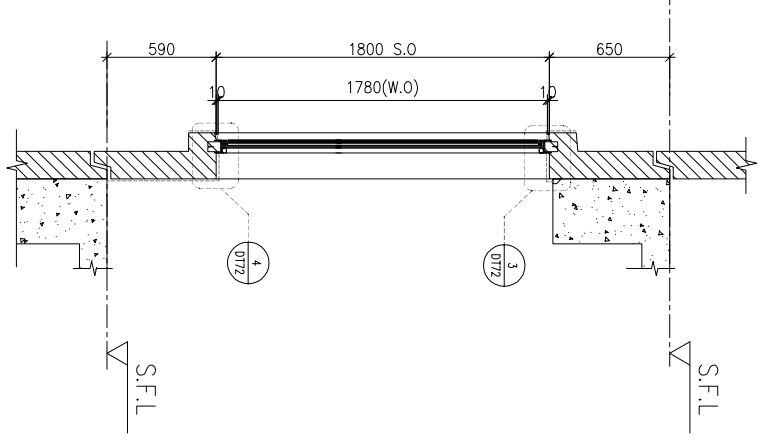
A1 PART PLAN



A2 PART PLAN



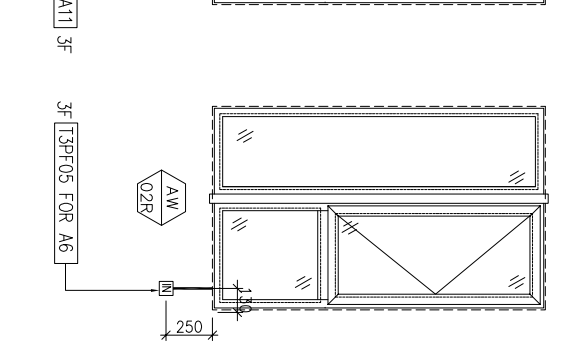
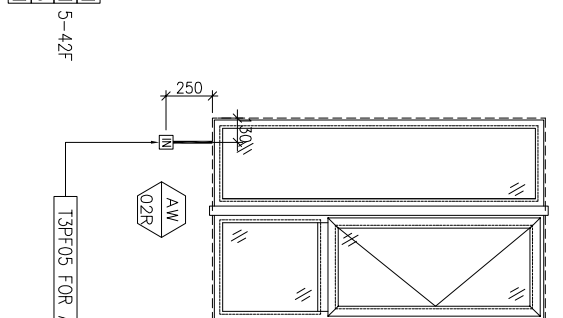
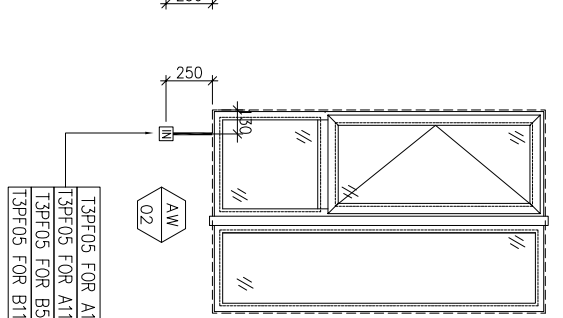
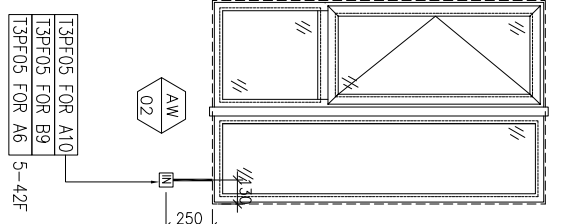
X PART SECTION



Y PART SECTION

FACADE CODE			
LWK	鴻輝	UNIT	
PF-05	T3PF-04	A2	
PF-05	T3PF-13	A7	
PF-05	T3PF-39	A11	
PF-05	T3PF-40	A12	

FACADE CODE			
LWK	鴻輝	UNIT	
PF-05	T3PF-27	B9	
PF-05	T3PF-34	B5	
PF-05	T3PF-18	B2	



LOCATION	3/F~42/F, 13/F, 14/F, 24/F, 34/F OMITTED	UNIT	A2, A7, A11, A12(5-42F), B9, B5, B2(5-42F)
SECTION	70mm ALUM. SECTION		
GLAZING	EGL-1, EGL-1A		
QUANTITY	35 Nos / 35 Nos / 35 Nos / 34 Nos / 35 Nos / 35 Nos / 34 Nos		
REMARKS	FACADE(TYPE T3PF05 FOR 3/F~42/F), 4 BAR HINGE-LIP HING (HHMS-N16)		

LOCATION	3/F UNIT A12(3F), B2(3F)
SECTION	70mm ALUM. SECTION
GLAZING	EGL-1, EGL-1A
QUANTITY	1 No / 1 No
REMARKS	FACADE(TYPE T3PF05R FOR 3/F~42/F), 4 BAR HINGE-LIP HING (HHMS-N16)

BD. REF :

CLIENT :



42/F SUN HUNG KAI CENTRE, WANCHAI, HONGKONG

ARCHITECT : **lwk&partners**
a r c h i t e c t s

MAIN CONTRACTOR :



STRUCTURAL ENGINEER :



FACADE CONSULTANT :



Steel Structure & Façade Specialist

- NOTE :
1. ALL DIMENSIONS ARE IN mm.
 2. ALL ELEVATIONS ARE VIEWED FROM OUTSIDE.
 3. ALL DIMENSIONS TO BE VERIFIED ON SITE BEFORE FABRICATION.

LEGEND :

- (X1) --- DETAIL MARK NO.
- (X001) --- REFER SHEET NO.

1. F.F.L. --- FINISHED FLOOR LEVEL
2. S.F.L. --- STRUCTURAL FLOOR LEVEL
3. (R) --- REVERSED DETAIL

4. GLASS LEGEND

- EGL-1 --- 8mmHS+12mm AIR GAP+10mmTP THK. I.G.U.
- EGL-2 --- 10mm THK. CLEAR TEMPERED GLASS
- EGL-4 --- 10mm THK. TEMPERED ACID ETCHED GLASS
- EGL-1A --- 8mmHS+12mm AIR GAP+8mmTP THK. I.G.U.
- EGL-1B --- 8mmHS+12mm AIR GAP+10mmTP ADD-ETCHED THK. I.G.U.

NO.	DATE	REVISION SUBJECT TO ARCH-COMMENT	BY
M	21/02/2023	REVISION SUBJECT TO ARCH-COMMENT	lwk
L	26/10/2022	REVISION SUBJECT TO GEP PLAN	lwk
K	21/09/2022	REVISION SUBJECT TO ARCH-COMMENT	lwk
J	17/08/2022	REVISION SUBJECT TO ARCH-COMMENT	lwk
I	21/06/2022	REVISION SUBJECT TO ARCH-COMMENT	lwk
H	22/04/2022	REVISION SUBJECT TO ARCH-COMMENT	lwk

JOB NO. : J-856

PROJECT : PROPOSED DEVELOPMENT ABOVE LIGHT RAIL TIN WING STOP-TSWTL NO.23,AREA 33,TIN SHUI WAI, N.T.

TITLE : WINDOW SCHEDULE FOR TOWER 3 ALUM. WINDOW

DATE : 02-Aug-21 SCALE : 1:40

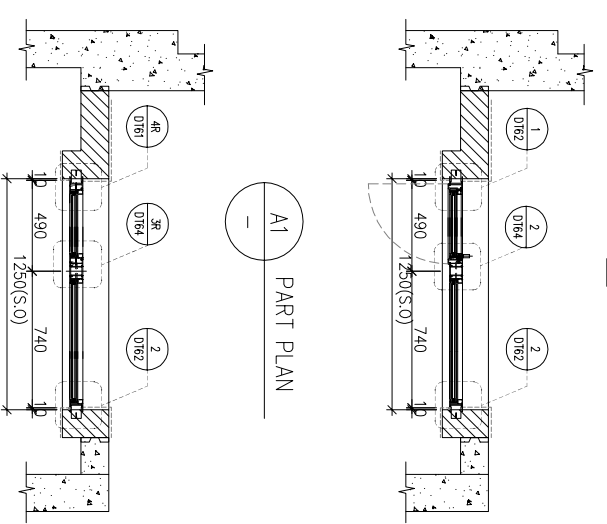
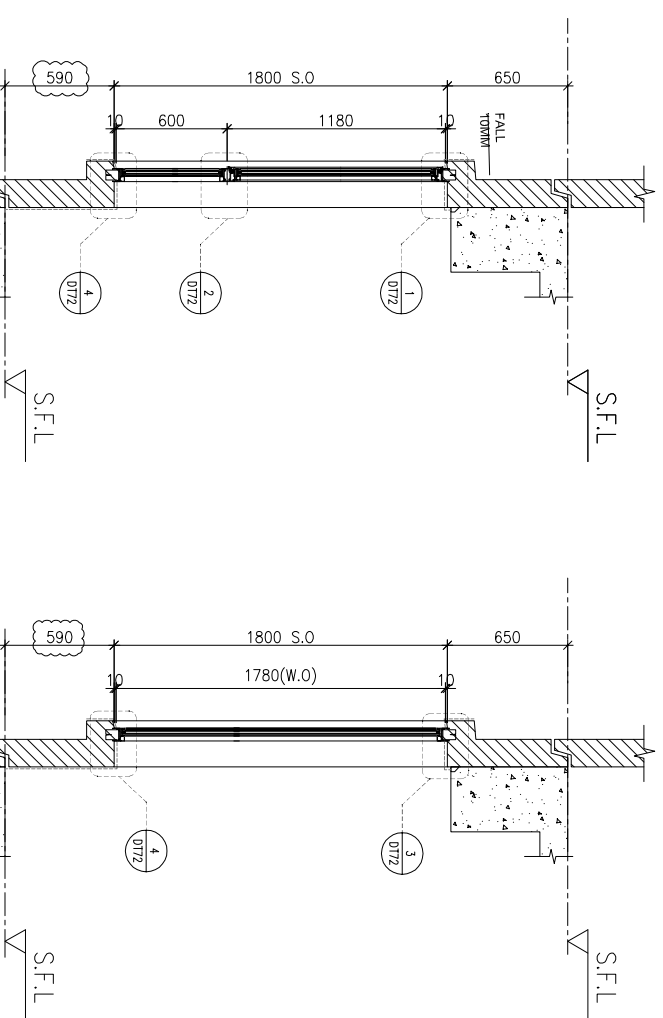
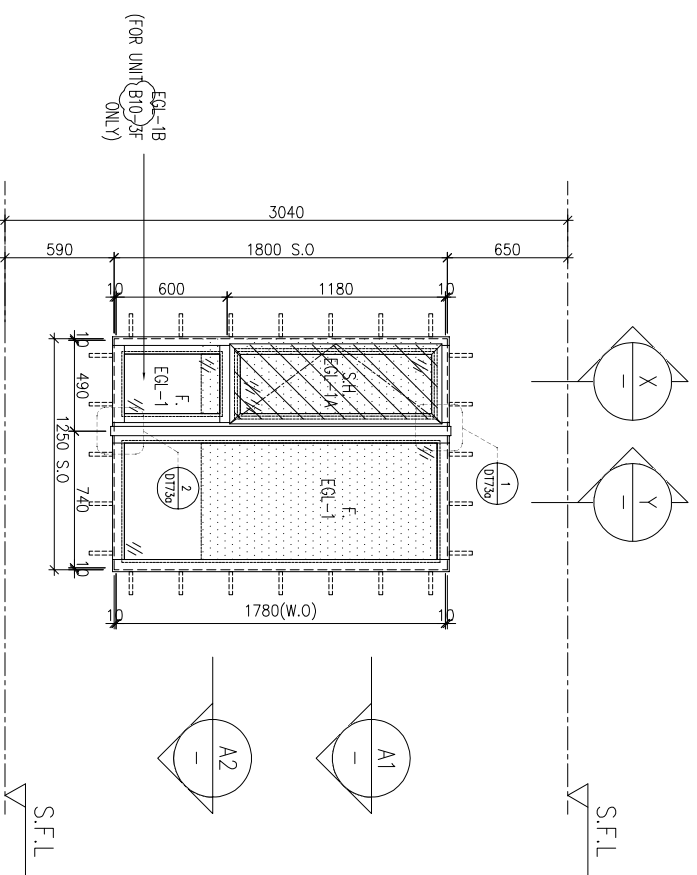
DRAWN BY : IYON CHECKED BY :



Units 6-8, Sunray Industrial Centre, 1/F, 610 Cho Kwai Ling Road, Kwai Tsoung
Tel:23489211-4 Fax:(852)2727666

DWG NO. : J856-SD-PW-5303 REV. : L

REQUIRED		PROVIDED	
LOCATION	OPENABLE AREA	GLAZING AREA	OPENABLE AREA
{B10-BR2}	0.283	0.452	0.439
B1-BR2	0.283	0.452	1.19



FACADE CODE		
LWK	鴻輝	UNIT
PF-05	T3PF-24	{B10}
PF-05R	T3PF-21	B1

WINDOW MARK
AM
02d

LOCATION
3/F-42/F(4/F,13/F,14/F,24/F,34/F OMITTED) UNIT {B10}

SECTION
70mm ALUM. SECTION

GLAZING
EGL-1,EGL-1A

QUANTITY
35 Nos

REMARKS
FACADE(TYPE T3PF05 FOR 3/F~42/F) ,4 BAR HINGE-LIP HING (HHMS-N12

WINDOW MARK
AM
02aB

LOCATION
3/F-42/F(4/F,13/F,14/F,24/F,34/F OMITTED) UNIT B1

SECTION
70mm ALUM. SECTION

GLAZING
EGL-1,EGL-1A

QUANTITY
35 Nos

REMARKS
FACADE(TYPE T3PF05R FOR 3/F~42/F) ,4 BAR HINGE-LIP HING (HHMS-N12)

BD. REF :

CLIENT :



42/F SUN HUNG KAI CENTRE, WANCHAI, HONGKONG

ARCHITECT :



MANU CONTRACTOR :



STRUCTURAL ENGINEER :



FACADE CONSULTANT:



Steel Structure & Façade Specialist

- NOTE :
1. ALL DIMENSIONS ARE IN mm.
 2. ALL ELEVATIONS ARE VIEWED FROM OUTSIDE.
 3. ALL DIMENSIONS TO BE VERIFIED ON SITE BEFORE FABRICATION.
- LEGEND :
- (X1) --- DETAIL MARK NO.
 - (X001) --- REFER SHEET NO.

1. F.F.L. --- FINISHED FLOOR LEVEL
 2. S.F.L. --- STRUCTURAL FLOOR LEVEL
 3. (R) --- REVERSED DETAIL
 4. GLASS LEGEND
- EGL-1 --- 8mmHS+12mm AIR GAP+10mmTP THK. I.G.U.
EGL-2 --- 10mm THK. CLEAR TEMPERED GLASS
EGL-4 --- 10mm THK. TEMPERED ACID ETCHED GLASS
EGL-1A --- 8mmHS+12mm AIR GAP+8mmTP THK. I.G.U.
EGL-1B --- 8mmHS+12mm AIR GAP+10mmTP ACID-ETCHED THK. I.G.U.

NO.	DATE	REVISION	SUBJECT TO ARCH-COMMENT	BY
E	21/02/2023	REVISION SUBJECT TO ARCH-COMMENT	hwn	
D	26/10/2022	REVISION SUBJECT TO GAP PLAN	hwn	
C	21/09/2022	REVISION SUBJECT TO ARCH-COMMENT	hwn	
B	17/09/2022	REVISION SUBJECT TO ARCH-COMMENT	hwn	
A	27/06/2022	REVISION SUBJECT TO ARCH-COMMENT	hwn	

JOB NO. : J-856

PROJECT :

PROPOSED DEVELOPMENT ABOVE LIGHT RAIL TIN WING STOP-TSMTL NO.23,AREA 33,TIN SHUI WAI, N.T.

TITLE : WINDOW SCHEDULE FOR TOWER 3 ALUM. WINDOW

DATE : 22-Apr-22 SCALE : 1:40

DRAWN BY : Ivon CHECKED BY :



Units 6-8, Sunray Industrial Centre, 1/F
610 Cho Kwai Ling Road, Kwai Tsou
Tel:23489211-4 Fax:(852)2727666

DWG NO. : J856-SD-PW-5303d REV. : E

B.D. REF :

CLIENT :

SUN HUNG KAI
REAL ESTATE AGENCY LTD.
42/F, SUN HUNG KAI CENTRE, WANCHAI, HONGKONG

ARCHITECT :

lwk&partners
a r c h i t e c t s

MAIN CONTRACTOR :

怡輝建築有限公司
Yee Fai Building Contractors Ltd.

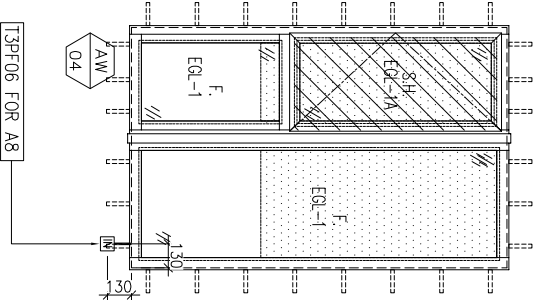
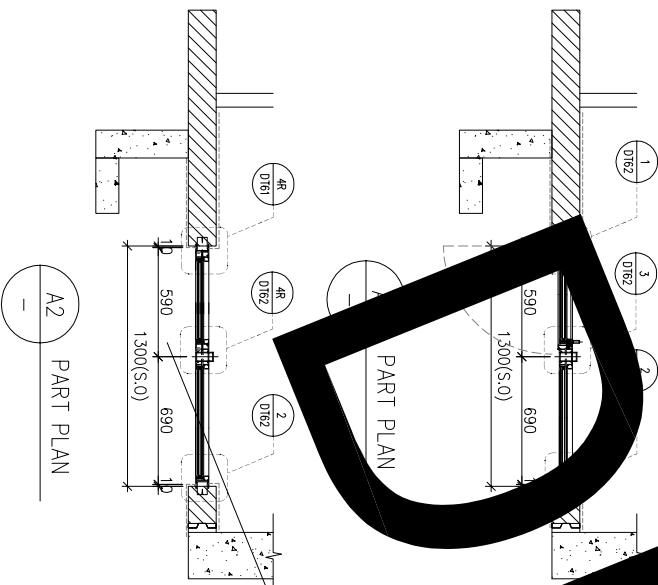
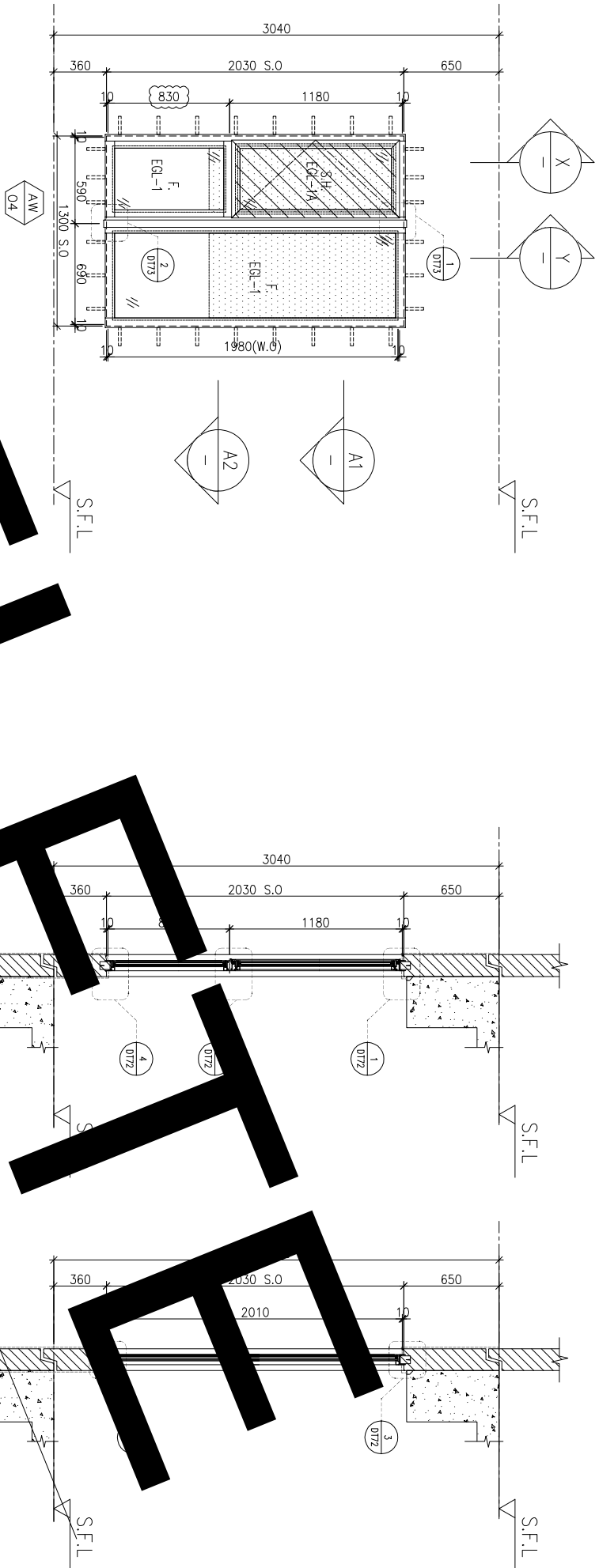
STRUCTURAL ENGINEER :

ARUP

FAÇADE CONSULTANT :

ALPHA CONSULTING LIMITED
Steel Structure & Façade Specialist

ELEVATION



FAÇADE CODE		
LWK	鴻輝	UNIT
PF-06	T3PF-36	A8

WINDOW MARK
AW 04

LOCATION 3/F-42/F(4/F,13/F,14/F,24/F,34/F OMITTED) UNIT A8

SECTION 70mm ALUM. SECTION

GLAZING EGL-1,EGL-1A

QUANTITY 35 Nos

REMARKS FAÇADE(TYPE T3PF06 FOR 3/F-42/F)

NOTE:

1. ALL DIMENSIONS ARE IN mm.
2. ALL ELEVATIONS ARE VIEWED FROM OUTSIDE.
3. ALL DIMENSIONS TO BE VERIFIED ON SITE BEFORE FABRICATION.

LEGEND :

X1 ——— DETAIL MARK NO.
X100 ——— REFER SHEET NO.

1. F.F.L. --- FINISHED FLOOR LEVEL
2. S.F.L. --- STRUCTURAL FLOOR LEVEL
3. (R) --- REVERSED DETAIL

4. GLASS LEGEND

EGL-1 -- 8mmHS+12mm AIR GAP+10mmTP THK. I.G.U.
EGL-2 -- 10mm THK. CLEAR TEMPERED GLASS
EGL-4 -- 10mm THK. TEMPERED ACID ETCHED GLASS
EGL-1A -- 8mmHS+12mm AIR GAP+8mmTP THK. I.G.U.
EGL-1B -- 8mmHS+12mm AIR GAP+10mmTP ADD-ETCHED THK. I.G.U.

NO.	DATE	REVISION SUBJECT TO ARCH-COMMENT	BY
1	27/06/2022	REVISION SUBJECT TO ARCH-COMMENT	hvn
H	22/04/2022	REVISION SUBJECT TO ARCH-COMMENT	hvn
G	09/04/2022	REVISION SUBJECT TO ARCH-COMMENT	hvn
F	14/12/2021	REVISION SUBJECT TO ARCH-COMMENT	hvn
E	29/11/2021	REVISION SUBJECT TO ARCH-COMMENT	hvn

JOB NO. : J-856

PROJECT : PROPOSED DEVELOPMENT ABOVE LIGHT RAIL TIN WING STOP-TSWTL NO.23,AREA 33,TIN SHUI WAI, N.T.

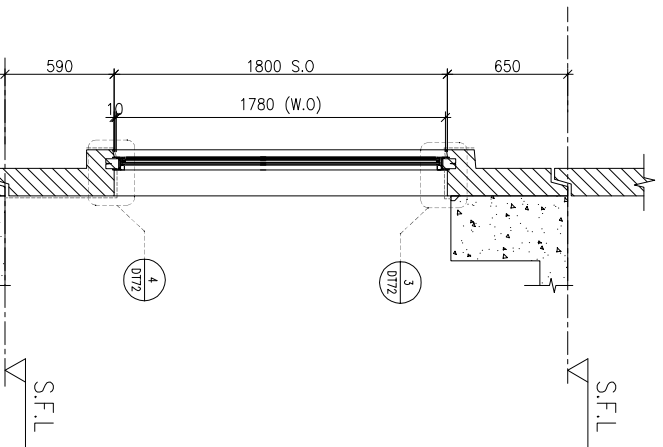
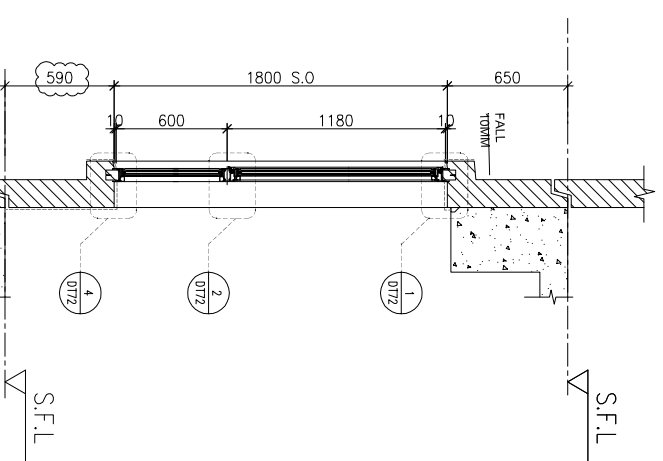
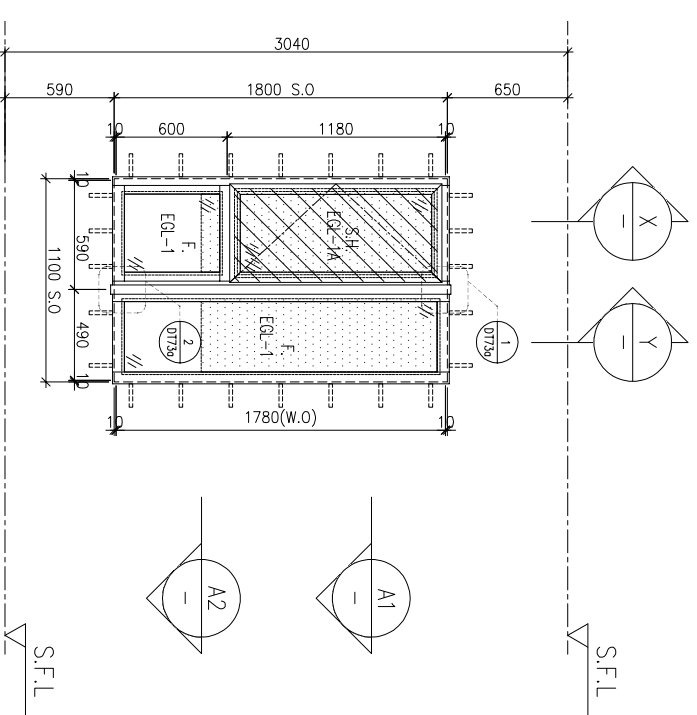
TITLE : WINDOW SCHEDULE FOR TOWER 3 ALUM. WINDOW

DATE : 02-Aug-21 SCALE : 1:40

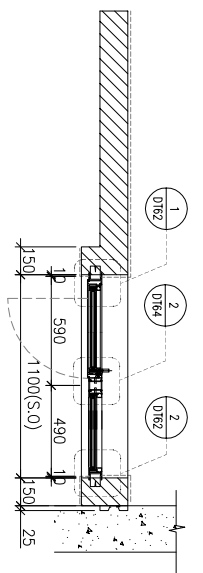
DRAWN BY : ivon CHECKED BY :

美特鋁質有限公司
MIDI ALUMINIUM FABRICATOR LTD.
Units 6-8, Sunray Industrial Centre, 1/F
610 Cho Kwai Ling Road, Kwai Tsoum
Tel:23489211-4 Fax:(852)2727666
DWG NO. : J856-SD-PW-5304 REV. : 1

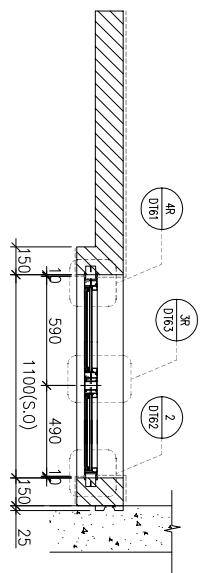
REQUIRED		PROVIDED		
LOCATION	OPENABLE AREA	GLAZING AREA	OPENABLE AREA	GLAZING AREA
{A6-BR2}	0.263	0.420	0.548	0.985
{B1-BR3}	0.263	0.420		
{B10-BR3}	0.263	0.420		



ELEVATION



A1 PART PLAN



A2 PART PLAN

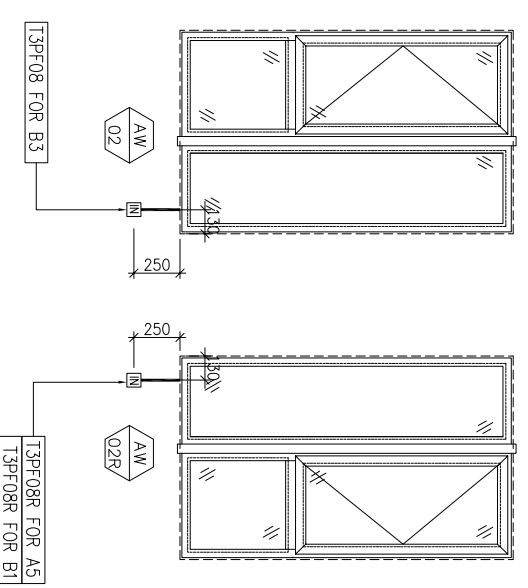
FACADE CODE		
LWK	鴻輝	UNIT
PF-08	T3PF-25	B10
PF-08R	T3PF-10	A6
PF-08R	T3PF-20	B1

WINDOW MARK
AW 02

LOCATION	3/F-42/F(4/F,13/F,14/F,24/F,34/F OMITTED) UNIT B10
SECTION	70mm ALUM. SECTION
GLAZING	EGL-1,EGL-1A
QUANTITY	35 Nos
REMARKS	FACADE(TYPE T3PF08 FOR 3/F~42/F) ,4 BAR HINGE-LIP HING (HHMS-N16)

X PART SECTION

Y PART SECTION



AW 02R

LOCATION	3/F-42/F(4/F,13/F,14/F,24/F,34/F OMITTED) UNIT A6 , B1
SECTION	70mm ALUM. SECTION
GLAZING	EGL-1,EGL-1A
QUANTITY	35 Nos / 35 Nos
REMARKS	FACADE(TYPE T3PF08R FOR 3/F~42/F) ,4 BAR HINGE-LIP HING (HHMS-N16)

B.D. REF :

CLIENT :



ARCHITECT :



MAIN CONTRACTOR :



STRUCTURAL ENGINEER :



FACADE CONSULTANT :



- NOTE :
1. ALL DIMENSIONS ARE IN mm.
 2. ALL ELEVATIONS ARE VIEWED FROM OUTSIDE.
 3. ALL DIMENSIONS TO BE VERIFIED ON SITE BEFORE FABRICATION.

LEGEND :

(X1) --- DETAIL MARK NO.
(X001) --- REFER SHEET NO.

1. F.F.L. --- FINISHED FLOOR LEVEL
 2. S.F.L. --- STRUCTURAL FLOOR LEVEL
 3. (R) --- REVERSED DETAIL
 4. GLASS LEGEND
- EGL-1 --- 8mmHS+12mm AIR GAP+10mmTP THK. I.G.U.
EGL-2 --- 10mm THK. CLEAR TEMPERED GLASS
EGL-4 --- 10mm THK. TEMPERED ACID ETCHED GLASS
EGL-1A --- 8mmHS+12mm AIR GAP+8mmTP THK. I.G.U.
EGL-1B --- 8mmHS+12mm AIR GAP+10mmTP ADD-ETCHED THK. I.G.U.

NO.	DATE	REVISION	REVISION SUBJECT TO ARCH-COMMENT	BY
L	21/02/2023	REVISION SUBJECT TO ARCH-COMMENT		hvn
K	26/10/2022	REVISION SUBJECT TO GEP PLAN		h
J	21/09/2022	REVISION SUBJECT TO ARCH-COMMENT		hvn
I	17/08/2022	REVISION SUBJECT TO ARCH-COMMENT		hvn
H	22/04/2022	REVISION SUBJECT TO ARCH-COMMENT		hvn
G	08/04/2022	REVISION SUBJECT TO ARCH-COMMENT		hvn

JOB NO. : J-856

PROJECT : PROPOSED DEVELOPMENT ABOVE LIGHT RAIL TIN WING STOP-TSWTL NO.23,AREA 33,TIN SHUI WA, N.T.

TITLE : WINDOW SCHEDULE FOR TOWER 3 ALUM. WINDOW

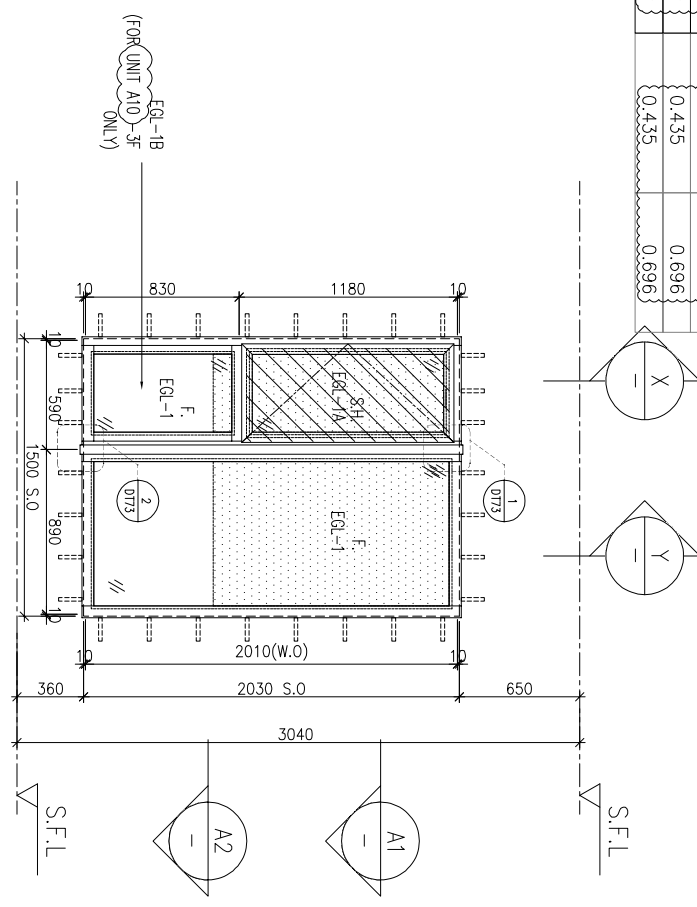
DATE : 02-Aug-21 SCALE : 1:40

DRAWN BY : ivon CHECKED BY :

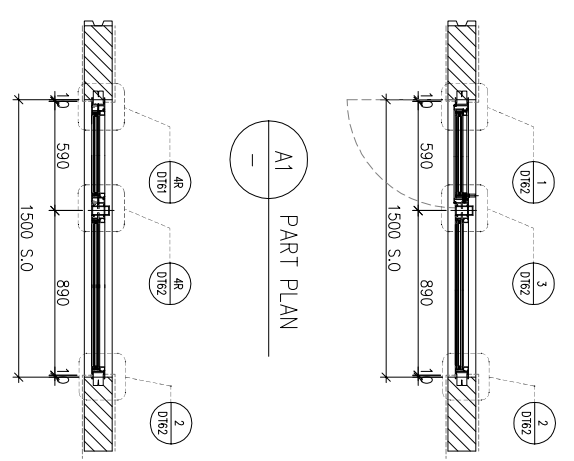
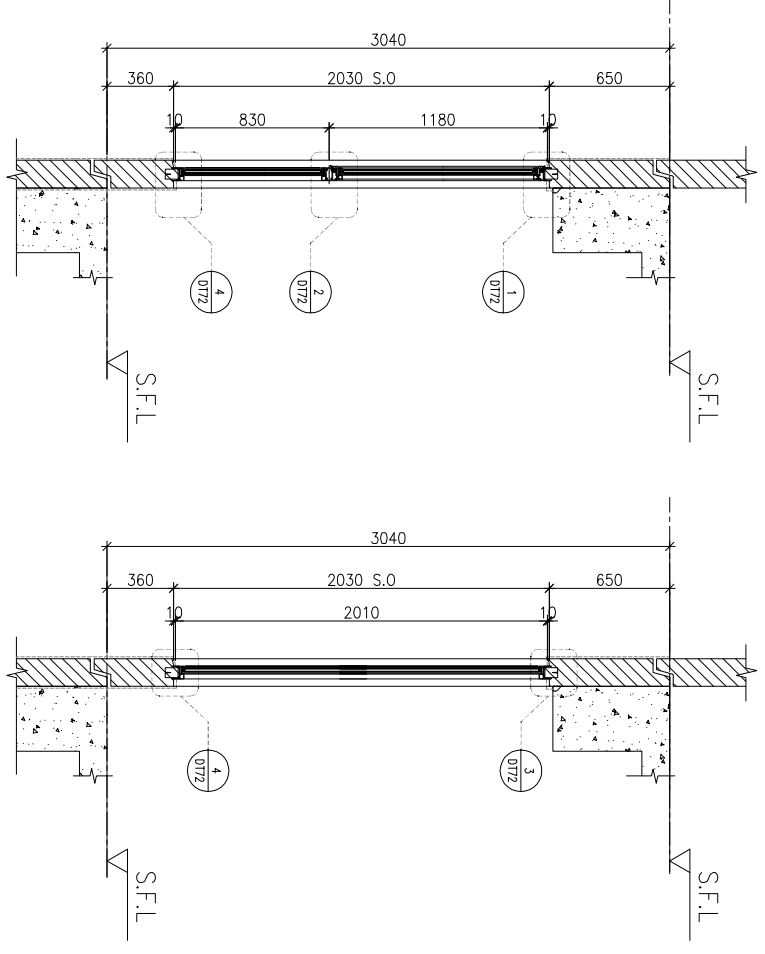
UNITED ALUMINUM FABRICATOR LTD.
Units 6-8, Sunray Industrial Centre, 1/F
610 Cho Kwai Ling Road, Kwai Tsing
Tel:23489211-4 Fax:(852)2727666

DWG NO. : J856-SD-PW-5305 REV. : L

REQUIRED		PROVIDED	
LOCATION	OPENABLE AREA	GLAZING AREA	GLAZING AREA
A1-MBR	0.435	0.696	0.548
A3-MBR	0.460	0.736	1.495
A6-MBR	0.473	0.757	
A10-MBR	0.471	0.754	
B7-MBR	0.435	0.696	
B8-MBR	0.435	0.696	



ELEVATION



FACADE CODE		FACADE CODE	
LWK	UNIT	LWK	UNIT
PF-10	T3PF-06	A3	
PF-10	T3PF-11	A6	
PF-10	T3PF-38	A10	
PF-10	T3PF-31	B7	

LOCATION	SECTION	QUANTITY	REMARKS
3/F~42/F(4/F,13/F,14/F,24/F,34/F OMITTED)	70mm ALUM. SECTION	35 Nos / 35 Nos / 35 Nos	FACADE(TYPE T3PF10 FOR 3/F~42/F) , 4 BAR HINGE-LIP HING (HHMS-N16)
3/F~42/F(4/F,13/F,14/F,24/F,34/F OMITTED)	70mm ALUM. SECTION	34 Nos / 35 Nos	FACADE(TYPE T3PF10 FOR 3/F~42/F) , 4 BAR HINGE-LIP HING (HHMS-N16)

BD. REF :

CLIENT :



MANU CONTRACTOR :
怡輝建築有限公司
Yee Fai Building Contractors Ltd.

STRUCTURAL ENGINEER :



FACADE CONSULTANT:
ALPHA CONSULTING LIMITED
 Steel Structure & Façade Specialist

- NOTE:
1. ALL DIMENSIONS ARE IN mm.
 2. ALL ELEVATIONS ARE VIEWED FROM OUTSIDE.
 3. ALL DIMENSIONS TO BE VERIFIED ON SITE BEFORE FABRICATION.

- LEGEND:
- (X1) --- DETAIL MARK NO.
 - (X001) --- REFER SHEET NO.

1. F.F.L. --- FINISHED FLOOR LEVEL
 2. S.F.L. --- STRUCTURAL FLOOR LEVEL
 3. (R) --- REVERSED DETAIL
 4. GLASS LEGEND
- EQI-1 --- 8mmHS+12mm AIR GAP+10mmTP THK. I.G.U.
 EQI-2 --- 10mm THK. CLEAR TEMPERED GLASS
 EQI-4 --- 10mm THK. TEMPERED ACID ETCHED GLASS
 EQI-1A --- 8mmHS+12mm AIR GAP+8mmTP THK. I.G.U.
 EQI-1B --- 8mmHS+12mm AIR GAP+10mmTP ADD-ETCHED THK. I.G.U.

NO.	DATE	REVISION	REVISION SUBJECT TO ARCH-COMMENT	BY
L	21/02/2023		REVISION SUBJECT TO ARCH-COMMENT	lwn
K	26/10/2022		REVISION SUBJECT TO GEP PLAN	lwn
J	21/09/2022		REVISION SUBJECT TO ARCH-COMMENT	lwn
I	17/08/2022		REVISION SUBJECT TO ARCH-COMMENT	lwn
H	27/06/2022		REVISION SUBJECT TO ARCH-COMMENT	lwn
G	22/04/2022		REVISION SUBJECT TO ARCH-COMMENT	lwn

JOB NO. : J-856
 PROJECT : PROPOSED DEVELOPMENT ABOVE LIGHT RAIL TIN WING STOP,T5WTL NO.23,AREA 33,TIN SHUI WAI, N.T.
 TITLE : WINDOW SCHEDULE FOR TOWER 3 ALUM. WINDOW

DATE : 02-Aug-21
 SCALE : 1:40
 DRAWN BY : lwn
 CHECKED BY :

美特鋁質有限公司
MDI ALUMINIUM FABRICATOR LTD.
 Units 6-8, Sunray Industrial Centre, 1/F
 610 Cho Kwai Ling Road, Kwailoon
 Tel:23489211-4 Fax:(852)27272666
 DWG NO. : J856-SD-PW-5306 REV. : L

B.D. REF :

CLIENT :

SUN HUNG KAI
REAL ESTATE AGENCY LTD.
42/F SUN HUNG KAI CENTRE, WANCHAI, HONGKONG

ARCHITECT :

lwk&partners
a r c h i t e c t s

MAIN CONTRACTOR :

怡輝建築有限公司
Yee Fai Building Contractors Ltd.

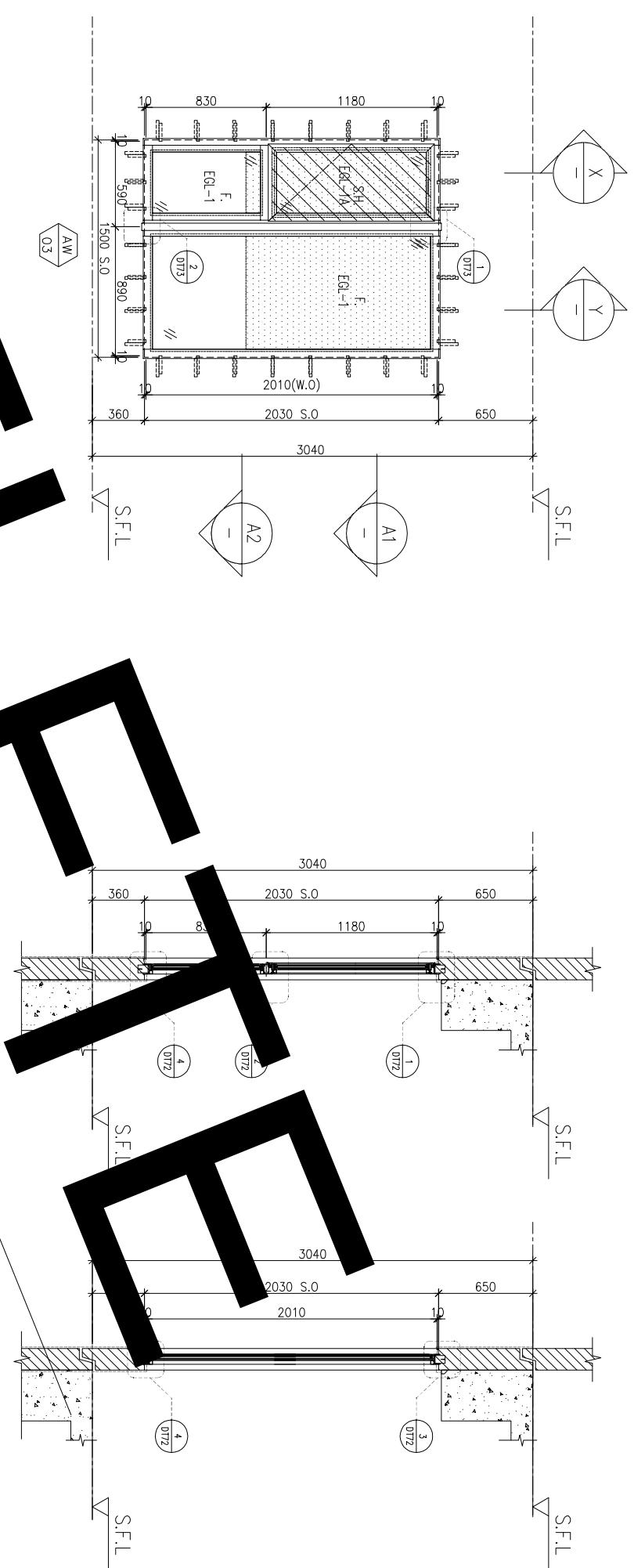
STRUCTURAL ENGINEER :

ARUP

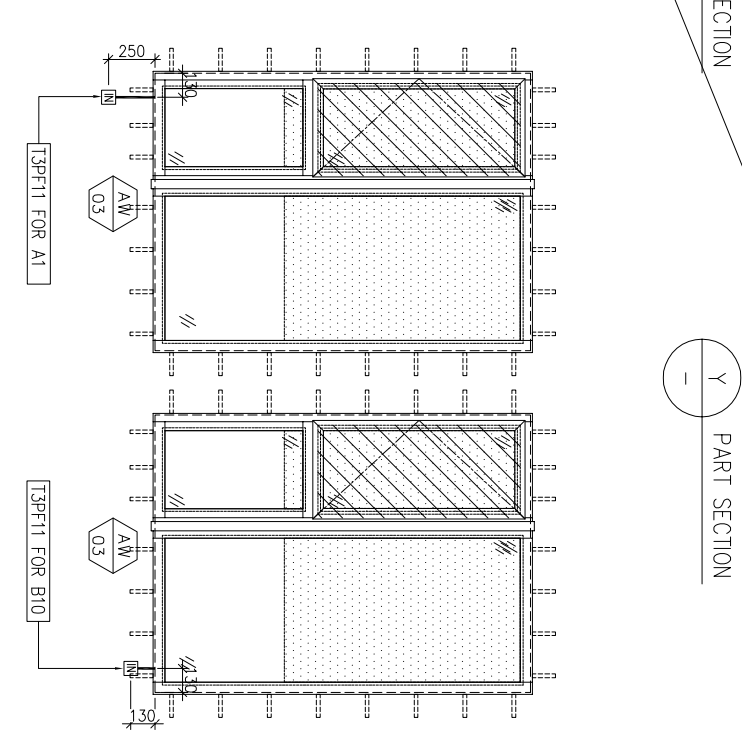
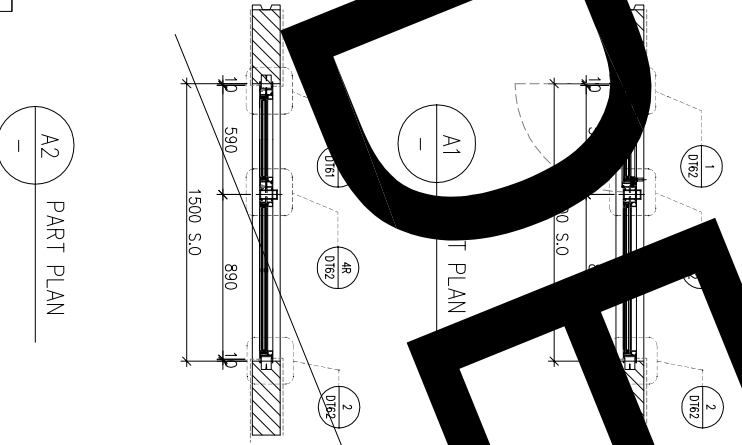
FAÇADE CONSULTANT :

ALPHA CONSULTING LIMITED
Steel Structure & Façade Specialist

ELEVATION



DEFERRED



FAÇADE CODE		
LWK	鴻輝	UNIT
PF-11	±3PF-03	A1
PF-11	±3PF-17	B10

CHANGE TO IN-SITU WINDOWS?
CHANGE TO IN-SITU WINDOWS?

WINDOW MARK



LOCATION 3/F-42/F(4/F,13/F,14/F,24/F,34/F OMITTED) UNIT A1, B10

SECTION 70mm ALUM. SECTION

GLAZING EGL-1,EGL-1A

QUANTITY 35 Nos / 35 Nos

REMARKS FAÇADE(TYPE T3PF11 FOR 3/F-42/F)

NOTE:

1. ALL DIMENSIONS ARE IN mm.
2. ALL ELEVATIONS ARE VIEWED FROM OUTSIDE.
3. ALL DIMENSIONS TO BE VERIFIED ON SITE BEFORE FABRICATION.

LEGEND :

- (X1) --- DETAIL MARK NO.
- (X001) --- REFER SHEET NO.
- 1. F.F.L. --- FINISHED FLOOR LEVEL
- 2. S.F.L. --- STRUCTURAL FLOOR LEVEL
- 3. (R) --- REVERSED DETAIL

4. GLASS LEGEND

EGL-1	--8mmHS+12mm AIR GAP+10mmTP THK. I.G.U.
EGL-2	--10mm THK. CLEAR TEMPERED GLASS
EGL-4	--10mm THK. TEMPERED ACID ETCHED GLASS
EGL-1A	--8mmHS+12mm AIR GAP+8mmTP THK. I.G.U.
EGL-1B	--8mmHS+12mm AIR GAP+10mmTP THK. I.G.U.
H	10mmTP ACID ETCHED THK. I.G.U.
I	10mmTP ACID ETCHED THK. I.G.U.
J	10mmTP ACID ETCHED THK. I.G.U.
K	10mmTP ACID ETCHED THK. I.G.U.
L	10mmTP ACID ETCHED THK. I.G.U.
M	10mmTP ACID ETCHED THK. I.G.U.
N	10mmTP ACID ETCHED THK. I.G.U.
O	10mmTP ACID ETCHED THK. I.G.U.
P	10mmTP ACID ETCHED THK. I.G.U.
Q	10mmTP ACID ETCHED THK. I.G.U.
R	10mmTP ACID ETCHED THK. I.G.U.
S	10mmTP ACID ETCHED THK. I.G.U.
T	10mmTP ACID ETCHED THK. I.G.U.
U	10mmTP ACID ETCHED THK. I.G.U.
V	10mmTP ACID ETCHED THK. I.G.U.
W	10mmTP ACID ETCHED THK. I.G.U.
X	10mmTP ACID ETCHED THK. I.G.U.
Y	10mmTP ACID ETCHED THK. I.G.U.
Z	10mmTP ACID ETCHED THK. I.G.U.
AA	10mmTP ACID ETCHED THK. I.G.U.
AB	10mmTP ACID ETCHED THK. I.G.U.
AC	10mmTP ACID ETCHED THK. I.G.U.
AD	10mmTP ACID ETCHED THK. I.G.U.
AE	10mmTP ACID ETCHED THK. I.G.U.
AF	10mmTP ACID ETCHED THK. I.G.U.
AG	10mmTP ACID ETCHED THK. I.G.U.
AH	10mmTP ACID ETCHED THK. I.G.U.
AI	10mmTP ACID ETCHED THK. I.G.U.
AJ	10mmTP ACID ETCHED THK. I.G.U.
AK	10mmTP ACID ETCHED THK. I.G.U.
AL	10mmTP ACID ETCHED THK. I.G.U.
AM	10mmTP ACID ETCHED THK. I.G.U.
AN	10mmTP ACID ETCHED THK. I.G.U.
AO	10mmTP ACID ETCHED THK. I.G.U.
AP	10mmTP ACID ETCHED THK. I.G.U.
AQ	10mmTP ACID ETCHED THK. I.G.U.
AR	10mmTP ACID ETCHED THK. I.G.U.
AS	10mmTP ACID ETCHED THK. I.G.U.
AT	10mmTP ACID ETCHED THK. I.G.U.
AU	10mmTP ACID ETCHED THK. I.G.U.
AV	10mmTP ACID ETCHED THK. I.G.U.
AW	10mmTP ACID ETCHED THK. I.G.U.
AX	10mmTP ACID ETCHED THK. I.G.U.
AY	10mmTP ACID ETCHED THK. I.G.U.
AZ	10mmTP ACID ETCHED THK. I.G.U.
BA	10mmTP ACID ETCHED THK. I.G.U.
BB	10mmTP ACID ETCHED THK. I.G.U.
BC	10mmTP ACID ETCHED THK. I.G.U.
BD	10mmTP ACID ETCHED THK. I.G.U.
BE	10mmTP ACID ETCHED THK. I.G.U.
BF	10mmTP ACID ETCHED THK. I.G.U.
BG	10mmTP ACID ETCHED THK. I.G.U.
BH	10mmTP ACID ETCHED THK. I.G.U.
BI	10mmTP ACID ETCHED THK. I.G.U.
BJ	10mmTP ACID ETCHED THK. I.G.U.
BK	10mmTP ACID ETCHED THK. I.G.U.
BL	10mmTP ACID ETCHED THK. I.G.U.
BM	10mmTP ACID ETCHED THK. I.G.U.
BN	10mmTP ACID ETCHED THK. I.G.U.
BO	10mmTP ACID ETCHED THK. I.G.U.
BP	10mmTP ACID ETCHED THK. I.G.U.
BQ	10mmTP ACID ETCHED THK. I.G.U.
BR	10mmTP ACID ETCHED THK. I.G.U.
BS	10mmTP ACID ETCHED THK. I.G.U.
BT	10mmTP ACID ETCHED THK. I.G.U.
BU	10mmTP ACID ETCHED THK. I.G.U.
BV	10mmTP ACID ETCHED THK. I.G.U.
BW	10mmTP ACID ETCHED THK. I.G.U.
BX	10mmTP ACID ETCHED THK. I.G.U.
BY	10mmTP ACID ETCHED THK. I.G.U.
BZ	10mmTP ACID ETCHED THK. I.G.U.
CA	10mmTP ACID ETCHED THK. I.G.U.
CB	10mmTP ACID ETCHED THK. I.G.U.
CC	10mmTP ACID ETCHED THK. I.G.U.
CD	10mmTP ACID ETCHED THK. I.G.U.
CE	10mmTP ACID ETCHED THK. I.G.U.
CF	10mmTP ACID ETCHED THK. I.G.U.
CG	10mmTP ACID ETCHED THK. I.G.U.
CH	10mmTP ACID ETCHED THK. I.G.U.
CI	10mmTP ACID ETCHED THK. I.G.U.
CJ	10mmTP ACID ETCHED THK. I.G.U.
CK	10mmTP ACID ETCHED THK. I.G.U.
CL	10mmTP ACID ETCHED THK. I.G.U.
CM	10mmTP ACID ETCHED THK. I.G.U.
CN	10mmTP ACID ETCHED THK. I.G.U.
CO	10mmTP ACID ETCHED THK. I.G.U.
CP	10mmTP ACID ETCHED THK. I.G.U.
CQ	10mmTP ACID ETCHED THK. I.G.U.
CR	10mmTP ACID ETCHED THK. I.G.U.
CS	10mmTP ACID ETCHED THK. I.G.U.
CT	10mmTP ACID ETCHED THK. I.G.U.
CU	10mmTP ACID ETCHED THK. I.G.U.
CV	10mmTP ACID ETCHED THK. I.G.U.
CW	10mmTP ACID ETCHED THK. I.G.U.
CX	10mmTP ACID ETCHED THK. I.G.U.
CY	10mmTP ACID ETCHED THK. I.G.U.
CZ	10mmTP ACID ETCHED THK. I.G.U.
DA	10mmTP ACID ETCHED THK. I.G.U.
DB	10mmTP ACID ETCHED THK. I.G.U.
DC	10mmTP ACID ETCHED THK. I.G.U.
DD	10mmTP ACID ETCHED THK. I.G.U.
DE	10mmTP ACID ETCHED THK. I.G.U.
DF	10mmTP ACID ETCHED THK. I.G.U.
DG	10mmTP ACID ETCHED THK. I.G.U.
DH	10mmTP ACID ETCHED THK. I.G.U.
DI	10mmTP ACID ETCHED THK. I.G.U.
DJ	10mmTP ACID ETCHED THK. I.G.U.
DK	10mmTP ACID ETCHED THK. I.G.U.
DL	10mmTP ACID ETCHED THK. I.G.U.
DM	10mmTP ACID ETCHED THK. I.G.U.
DN	10mmTP ACID ETCHED THK. I.G.U.
DO	10mmTP ACID ETCHED THK. I.G.U.
DP	10mmTP ACID ETCHED THK. I.G.U.
DQ	10mmTP ACID ETCHED THK. I.G.U.
DR	10mmTP ACID ETCHED THK. I.G.U.
DS	10mmTP ACID ETCHED THK. I.G.U.
DT	10mmTP ACID ETCHED THK. I.G.U.
DU	10mmTP ACID ETCHED THK. I.G.U.
DV	10mmTP ACID ETCHED THK. I.G.U.
DW	10mmTP ACID ETCHED THK. I.G.U.
DX	10mmTP ACID ETCHED THK. I.G.U.
DY	10mmTP ACID ETCHED THK. I.G.U.
DZ	10mmTP ACID ETCHED THK. I.G.U.
EA	10mmTP ACID ETCHED THK. I.G.U.
EB	10mmTP ACID ETCHED THK. I.G.U.
EC	10mmTP ACID ETCHED THK. I.G.U.
ED	10mmTP ACID ETCHED THK. I.G.U.
EE	10mmTP ACID ETCHED THK. I.G.U.
EF	10mmTP ACID ETCHED THK. I.G.U.
EG	10mmTP ACID ETCHED THK. I.G.U.
EH	10mmTP ACID ETCHED THK. I.G.U.
EI	10mmTP ACID ETCHED THK. I.G.U.
EJ	10mmTP ACID ETCHED THK. I.G.U.
EK	10mmTP ACID ETCHED THK. I.G.U.
EL	10mmTP ACID ETCHED THK. I.G.U.
EM	10mmTP ACID ETCHED THK. I.G.U.
EN	10mmTP ACID ETCHED THK. I.G.U.
EO	10mmTP ACID ETCHED THK. I.G.U.
EP	10mmTP ACID ETCHED THK. I.G.U.
EQ	10mmTP ACID ETCHED THK. I.G.U.
ER	10mmTP ACID ETCHED THK. I.G.U.
ES	10mmTP ACID ETCHED THK. I.G.U.
ET	10mmTP ACID ETCHED THK. I.G.U.
EU	10mmTP ACID ETCHED THK. I.G.U.
EV	10mmTP ACID ETCHED THK. I.G.U.
EW	10mmTP ACID ETCHED THK. I.G.U.
EX	10mmTP ACID ETCHED THK. I.G.U.
EY	10mmTP ACID ETCHED THK. I.G.U.
EZ	10mmTP ACID ETCHED THK. I.G.U.
FA	10mmTP ACID ETCHED THK. I.G.U.
FB	10mmTP ACID ETCHED THK. I.G.U.
FC	10mmTP ACID ETCHED THK. I.G.U.
FD	10mmTP ACID ETCHED THK. I.G.U.
FE	10mmTP ACID ETCHED THK. I.G.U.
FF	10mmTP ACID ETCHED THK. I.G.U.
FG	10mmTP ACID ETCHED THK. I.G.U.
FH	10mmTP ACID ETCHED THK. I.G.U.
FI	10mmTP ACID ETCHED THK. I.G.U.
FJ	10mmTP ACID ETCHED THK. I.G.U.
FK	10mmTP ACID ETCHED THK. I.G.U.
FL	10mmTP ACID ETCHED THK. I.G.U.
FM	10mmTP ACID ETCHED THK. I.G.U.
FN	10mmTP ACID ETCHED THK. I.G.U.
FO	10mmTP ACID ETCHED THK. I.G.U.
FP	10mmTP ACID ETCHED THK. I.G.U.
FQ	10mmTP ACID ETCHED THK. I.G.U.
FR	10mmTP ACID ETCHED THK. I.G.U.
FS	10mmTP ACID ETCHED THK. I.G.U.
FT	10mmTP ACID ETCHED THK. I.G.U.
FU	10mmTP ACID ETCHED THK. I.G.U.
FV	10mmTP ACID ETCHED THK. I.G.U.
FW	10mmTP ACID ETCHED THK. I.G.U.
FX	10mmTP ACID ETCHED THK. I.G.U.
FY	10mmTP ACID ETCHED THK. I.G.U.
FZ	10mmTP ACID ETCHED THK. I.G.U.
GA	10mmTP ACID ETCHED THK. I.G.U.
GB	10mmTP ACID ETCHED THK. I.G.U.
GC	10mmTP ACID ETCHED THK. I.G.U.
GD	10mmTP ACID ETCHED THK. I.G.U.
GE	10mmTP ACID ETCHED THK. I.G.U.
GF	10mmTP ACID ETCHED THK. I.G.U.
GG	10mmTP ACID ETCHED THK. I.G.U.
GH	10mmTP ACID ETCHED THK. I.G.U.
GI	10mmTP ACID ETCHED THK. I.G.U.
GJ	10mmTP ACID ETCHED THK. I.G.U.
GK	10mmTP ACID ETCHED THK. I.G.U.
GL	10mmTP ACID ETCHED THK. I.G.U.
GM	10mmTP ACID ETCHED THK. I.G.U.
GN	10mmTP ACID ETCHED THK. I.G.U.
GO	10mmTP ACID ETCHED THK. I.G.U.
GP	10mmTP ACID ETCHED THK. I.G.U.
GQ	10mmTP ACID ETCHED THK. I.G.U.
GR	10mmTP ACID ETCHED THK. I.G.U.
GS	10mmTP ACID ETCHED THK. I.G.U.
GT	10mmTP ACID ETCHED THK. I.G.U.
GU	10mmTP ACID ETCHED THK. I.G.U.
GV	10mmTP ACID ETCHED THK. I.G.U.
GW	10mmTP ACID ETCHED THK. I.G.U.
GX	10mmTP ACID ETCHED THK. I.G.U.
GY	10mmTP ACID ETCHED THK. I.G.U.
GA	10mmTP ACID ETCHED THK. I.G.U.

JOB NO. : J-856

PROJECT : PROPOSED DEVELOPMENT ABOVE LIGHT RAIL TIN WING STOP-TS/WTL NO.23,AREA 33,TIN SHUI WAI, N.T.

TITLE : WINDOW SCHEDULE FOR TOWER 3 ALUM. WINDOW

DATE : 02-Aug-21 SCALE : 1:40

DRAWN BY : IYON CHECKED BY :

美特鋁質有限公司
MIDI ALUMINIUM FABRICATOR LTD.
Units 6-8, Sunray Industrial Centre, 1/F
610 Cho Kwai Ling Road, Kwai Tsou
Tel:23489211-4 Fax:(852)2727666
DWG NO. : J856-SD-PW-5307 REV. : H

REQUIRE	PROVIDED
LOCATION {A8-MBR}	LOCATION {A8-STO}
OPENABLE AREA 0.388	OPENABLE AREA 0.548
GLAZING AREA 0.620	GLAZING AREA 1.495

REQUIRE	PROVIDED
LOCATION {A8-STO}	LOCATION {A8-STO}
OPENABLE AREA N/A	OPENABLE AREA N/A
GLAZING AREA N/A	GLAZING AREA N/A

BD. REF :

CLIENT :

SUN HUNG KAI
REAL ESTATE AGENCY LTD.
42/F SUN HUNG KAI CENTRE, WANCHAI, HONGKONG

ARCHITECT :

lwk&partners
a r c h i t e c t s

MAIN CONTRACTOR :

怡輝建築有限公司
Yee Fai Building Contractors Ltd.

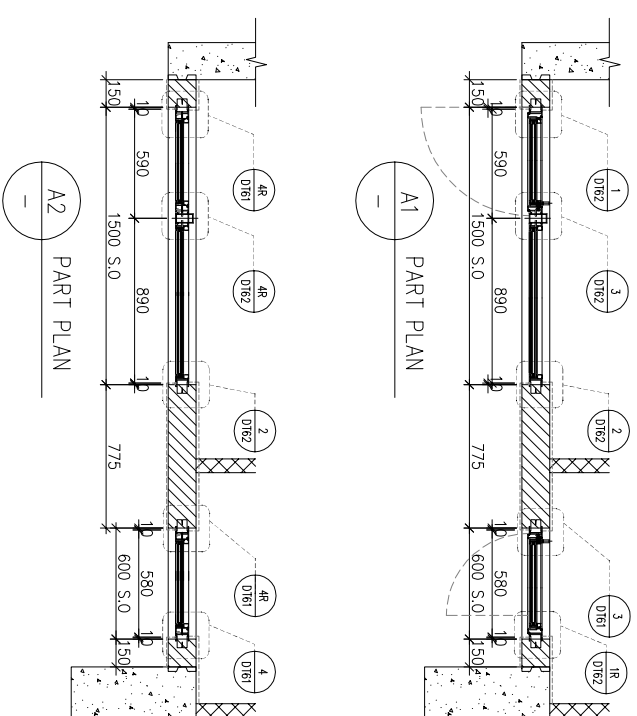
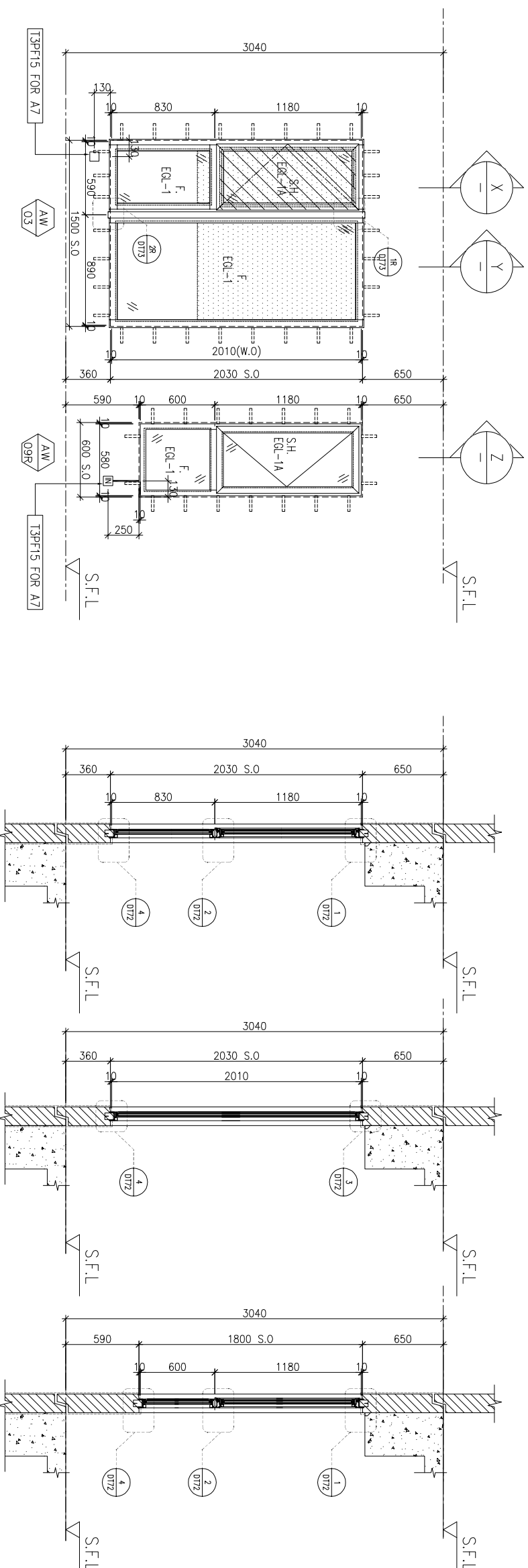
STRUCTURAL ENGINEER :

ARUP

FAÇADE CONSULTANT :

ALPHA CONSULTING LIMITED
Steel Structure & Façade Specialist

ELEVATION



FAÇADE CODE		
LWK	鴻輝	UNIT
PF-15	T3PF-14	A8

WINDOW MARK	AW 03	AW 09R
LOCATION	3/F-42/F(4/F,13/F,14/F,24/F,34/F OMITTED) UNIT A8	
SECTION	70mm ALUM. SECTION	
GLAZING	EGL-1,EGL-1A	
QUANTITY	35 Nos	
REMARKS	FAÇADE(TYPE T3PF15 FOR 3/F-42/F) ,4 BAR HINGE-LIP HING (HHMS-N16)	

NOTE:
1. ALL DIMENSIONS ARE IN mm.
2. ALL ELEVATIONS ARE VIEWED FROM OUTSIDE.
3. ALL DIMENSIONS TO BE VERIFIED ON SITE BEFORE FABRICATION.

LEGEND :

- (X1) --- DETAIL MARK NO.
- (X001) --- REFER SHEET NO.
- 1. F.F.L. --- FINISHED FLOOR LEVEL
- 2. S.F.L. --- STRUCTURAL FLOOR LEVEL
- 3. (R) --- REVERSED DETAIL
- 4. GLASS LEGEND

EGL-1--8mmHS+12mm AR GAP+10mmTP THK. I.G.U.
EGL-2--10mm THK. CLEAR TEMPERED GLASS
EGL-4--10mm THK. TEMPERED ACID ETCHED GLASS
EGL-1A-8mmHS+12mm AR GAP+8mmTP THK. I.G.U.
EGL-1B-8mmHS+12mm AR GAP+10mmTP ADG-ETCHED THK. I.G.U.

NO.	DATE	REVISION	SUBJECT TO ARCH-COMMENT	BY
M	21/02/2023	REVISION	SUBJECT TO ARCH-COMMENT	lwn
L	26/10/2022	REVISION	SUBJECT TO GEP PLAN	lwn
K	21/09/2022	REVISION	SUBJECT TO ARCH-COMMENT	lwn
J	17/08/2022	REVISION	SUBJECT TO ARCH-COMMENT	lwn
I	17/05/2022	REVISION	SUBJECT TO ARCH-COMMENT	lwn
H	22/04/2022	REVISION	SUBJECT TO ARCH-COMMENT	lwn

JOB NO. : J-856

PROJECT : PROPOSED DEVELOPMENT ABOVE LIGHT RAIL TIN WING STOP-TSWTL NO.23,AREA 33,TIN SHUI WAI, N.T.

TITLE : WINDOW SCHEDULE FOR TOWER 3 ALUM. WINDOW

DATE : 02-Aug-21 SCALE : 1:40

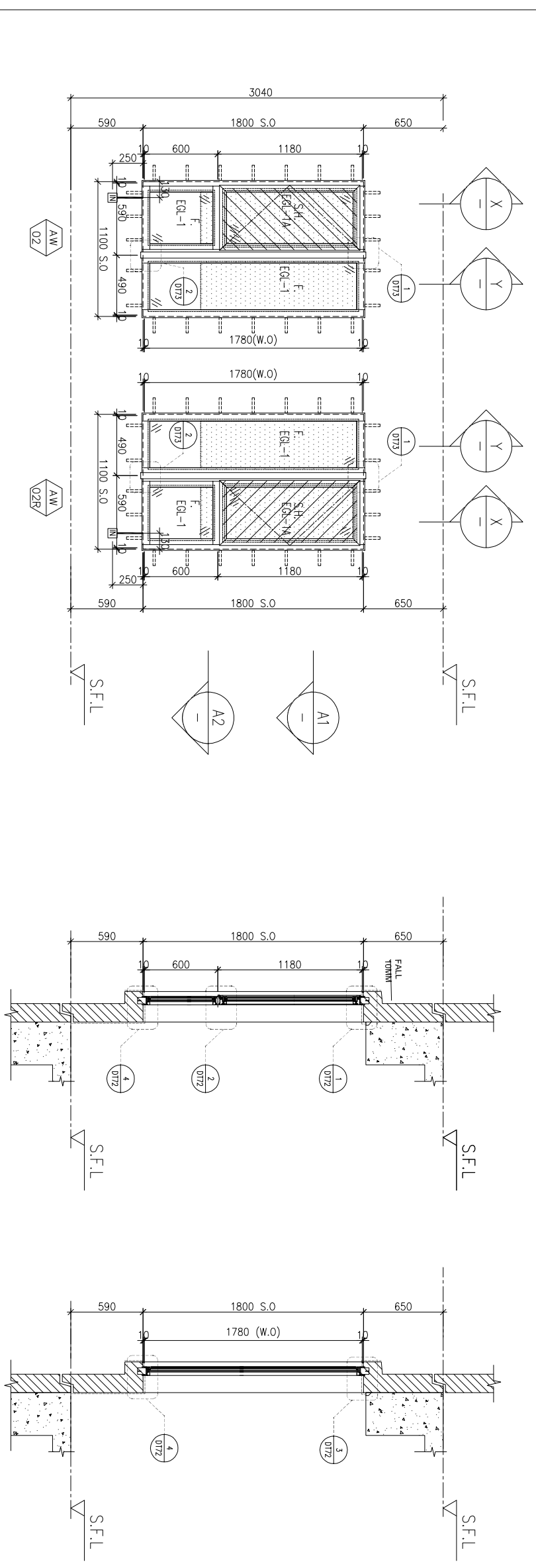
DRAWN BY : lwnn CHECKED BY :

美特鋁質有限公司
MIDI ALUMINIUM FABRICATOR LTD.
Units 6-8, Sunray Industrial Centre, 1/F
610 Cho Kwai Ling Road, Kwai Tsoum
Tel:23489211-4 Fax:(852)2727666

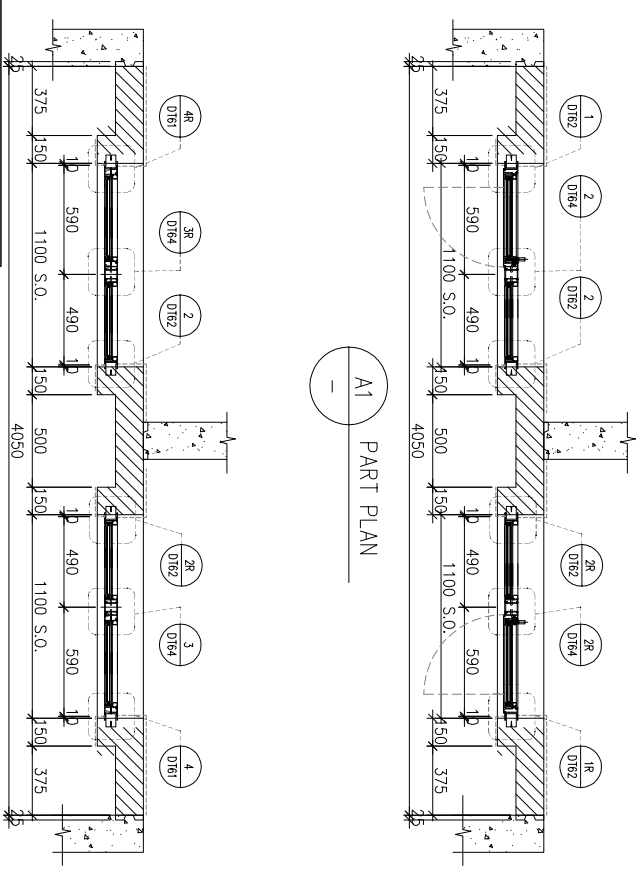
DWG NO. : J856-SD-PW-5308 REV. : M

REQUIRE		PROVIDED	
LOCATION	OPENABLE AREA	GLAZING AREA	OPENABLE AREA
{A6-BR3}	0.263	0.420	0.548
{A15-BR2}	0.263	0.420	0.985

REQUIRE		PROVIDED	
LOCATION	OPENABLE AREA	GLAZING AREA	OPENABLE AREA
{A5-BR2}	0.263	0.420	0.548
{A13-BR2}	0.263	0.420	0.985



ELEVATION



FACADE CODE		UNIT
LWK	鴻輝	A5
PF-16	T3PF-09	A6
PF-16	T3PF-09	A6
PF-16	T3PF-43	A15
PF-16	T3PF-43	A13

A2 PART PLAN

A1 PART PLAN

X PART SECTION

Y PART SECTION

WINDOW MARK	AW 02	AW 02R
LOCATION	5/F-42/F.13/F.14/F.24/F.34/F OMITTED UNIT {A6&A5, A15&A13}	
SECTION	70mm ALUM. SECTION	
GLAZING	EGL-1, EGL-1A	
QUANTITY	34 Nos	34 Nos
REMARKS	FACADE TYPE T3PF16 FOR 5/F-42(F), 4 BAR HINGE-LIP HING (HHMS-N16)	

BD. REF :

CLIENT :

SUN HUNG KAI
REAL ESTATE AGENCY LTD.
42/F SUN HUNG KAI CENTRE, WANCHAI, HONGKONG

ARCHITECT :

lwk&partners
a r c h i t e c t s

MANU CONTRACTOR :

Yee Fai 怡輝建築有限公司
Building Contractors Ltd.

STRUCTURAL ENGINEER :

ARUP
ALPHA CONSULTING LIMITED
Steel Structure & Façade Specialist

NOTE :

1. ALL DIMENSIONS ARE IN mm.
2. ALL ELEVATIONS ARE VIEWED FROM OUTSIDE.
3. ALL DIMENSIONS TO BE VERIFIED ON SITE BEFORE FABRICATION.

LEGEND :

X1	DETAIL MARK NO.
X001	REFER SHEET NO.
1	F.F.L. --- FINISHED FLOOR LEVEL
2	S.F.L. --- STRUCTURAL FLOOR LEVEL
3	(R) --- REVERSED DETAIL
4	GLASS LEGEND
EGL-1	8mmHS+12mm AIR GAP+10mmTP THK. I.G.U.
EGL-2	10mm THK. CLEAR TEMPERED GLASS
EGL-4	10mm THK. TEMPERED ACID ETCHED GLASS
EGL-1A	8mmHS+12mm AIR GAP+8mmTP THK. I.G.U.
EGL-1B	8mmHS+12mm AIR GAP+10mmTP ACID-ETCHED THK. I.G.U.

JOB NO. : J-856

PROJECT :

PROPOSED DEVELOPMENT ABOVE LIGHT RAIL TIN WING STOP-TSWTL NO.23, AREA 33, TIN SHUI WAI, N.T.

TITLE :

WINDOW SCHEDULE FOR TOWER 3 ALUM. WINDOW

DATE : 02-Aug-21

SCALE : 1:40

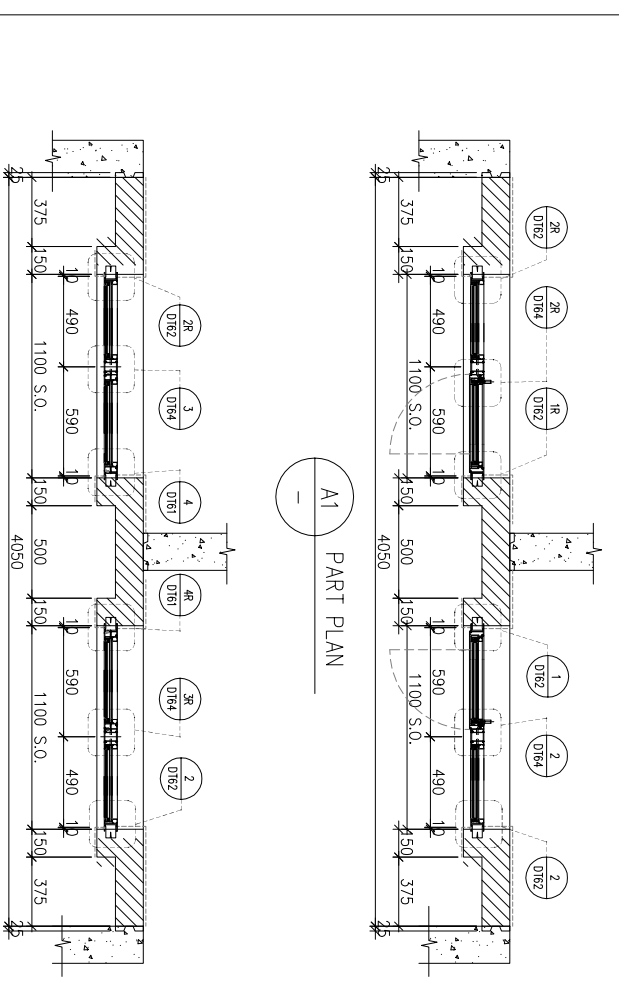
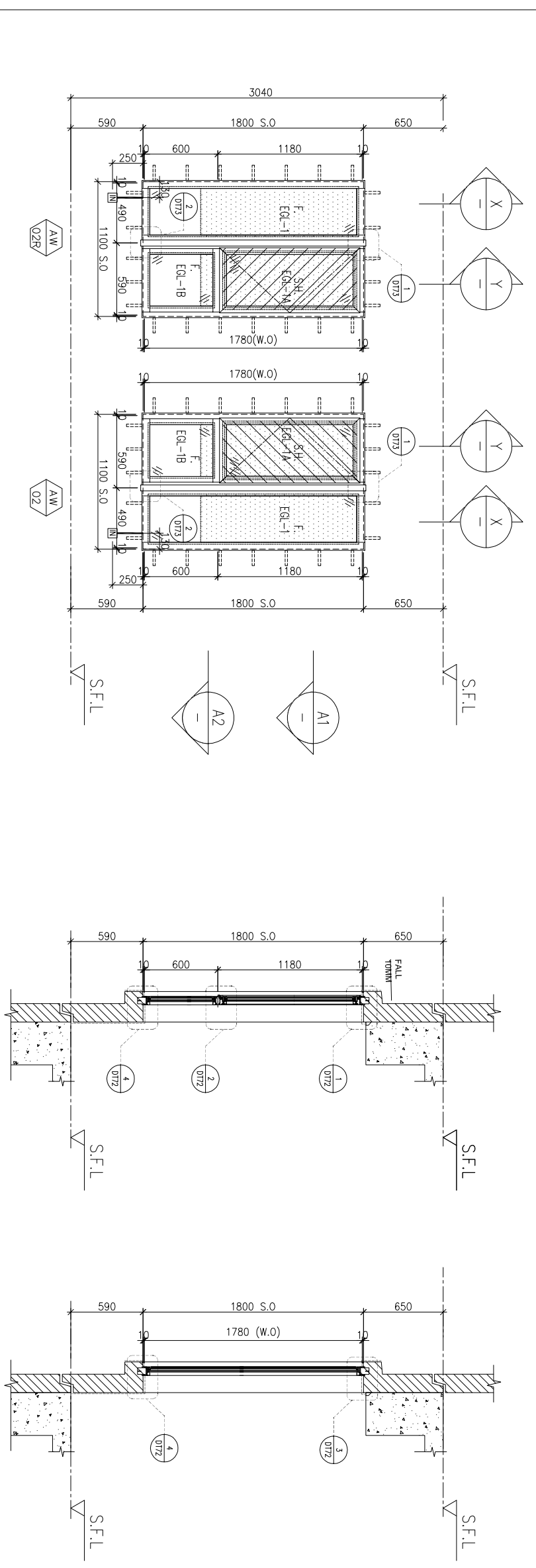
DRAWN BY : Ivan

CHECKED BY :

美特鋁質有限公司
MIDI ALUMINIUM FABRICATOR LTD.
Units 6-8, Sunray Industrial Centre, 1/F
610 Cho Kwai Ling Road, Kwai Tsoum
Tel: 23489211-4 Fax: (852) 27272666
DWG NO. : J856-SD-PW-5309 REV. : K

REQUIRE		PROVIDED	
LOCATION	OPENABLE AREA	GLAZING AREA	OPENABLE AREA
{A6-BR3}	0.263	0.420	0.548
{A15-BR2}	0.263	0.420	0.985

REQUIRE		PROVIDED	
LOCATION	OPENABLE AREA	GLAZING AREA	OPENABLE AREA
{A5-BR2}	0.263	0.420	0.548
{A13-BR2}	0.263	0.420	0.985



FACADE CODE	
LWK	鴻輝
PF-16	T3PF-09
PF-16	T3PF-09
PF-16	T3PF-43
PF-16	T3PF-43

FACADE CODE	
UNIT	A5
UNIT	A6
UNIT	A15
UNIT	A13

FACADE TYPE T3PF16 FOR 3/F	
WINDOW MARK	AW 02R
LOCATION	3/F UNIT A6&A5, A15&A13
SECTION	70mm ALUM. SECTION
GLAZING	EGL-1, EGL-1A
QUANTITY	1 No / 1 No
REMARKS	FACADE TYPE T3PF16 FOR 3/F, 4 BAR HINGE-LIP HING (HHMS-N16)

BD. REF :

CLIENT :



42/F, SUN HUNG KAI CENTRE, WANCHAI, HONGKONG

ARCHITECT :



MANU CONTRACTOR :



STRUCTURAL ENGINEER :



FACADE CONSULTANT :



NOTE :

1. ALL DIMENSIONS ARE IN mm.
2. ALL ELEVATIONS ARE VIEWED FROM OUTSIDE.
3. ALL DIMENSIONS TO BE VERIFIED ON SITE BEFORE FABRICATION.

LEGEND :

- (X1) --- DETAIL MARK NO.
- (X001) --- REFER SHEET NO.
- 1. F.F.L. --- FINISHED FLOOR LEVEL
- 2. S.F.L. --- STRUCTURAL FLOOR LEVEL
- 3. (R) --- REVERSED DETAIL

4. GLASS LEGEND

- EGL-1 --- 8mmHS+12mm AIR GAP+10mmTP THK. I.G.U.
- EGL-2 --- 10mm THK. CLEAR TEMPERED GLASS
- EGL-4 --- 10mm THK. TEMPERED ACID ETCHED GLASS
- EGL-1A --- 8mmHS+12mm AIR GAP+8mmTP THK. I.G.U.
- EGL-1B --- 8mmHS+12mm AIR GAP+10mmTP ACID-ETCHED THK. I.G.U.

NO.	DATE	REVISION	REVISION SUBJECT TO ARCH-COMMENT	BY
D	26/10/2022	REVISION SUBJECT TO GEP PLAN		YH
C	21/09/2022	REVISION SUBJECT TO ARCH-COMMENT		YH
B	17/09/2022	REVISION SUBJECT TO ARCH-COMMENT		YH
A	27/06/2022	REVISION SUBJECT TO ARCH-COMMENT		YH

JOB NO. : J-856

PROJECT :

PROPOSED DEVELOPMENT ABOVE LIGHT RAIL TIN WING STOP-TSWTL NO.23,AREA 33,TIN SHUI WAI, N.T.

TITLE : WINDOW SCHEDULE FOR TOWER 3 ALUM. WINDOW

DATE : 23-Apr-21 SCALE : 1:40

DRAWN BY : IYVN CHECKED BY :



Units 6-8, Sunray Industrial Centre, 1/F, 610 Cho Kwai Ling Road, Kwai Tsoum, Tel:23489211-4 Fax:(852)27272666

DWG NO. : J856-SD-PW-5309d REV. : D

B.D. REF :

CLIENT :

SUN HUNG KAI
REAL ESTATE AGENCY LTD.

42/F, SUN HUNG KAI CENTRE, WANCHAI, HONGKONG

ARCHITECT :

lwk&partners
a r c h i t e c t s

MAIN CONTRACTOR :

怡輝建築有限公司
Yee Fai Building Contractors Ltd.


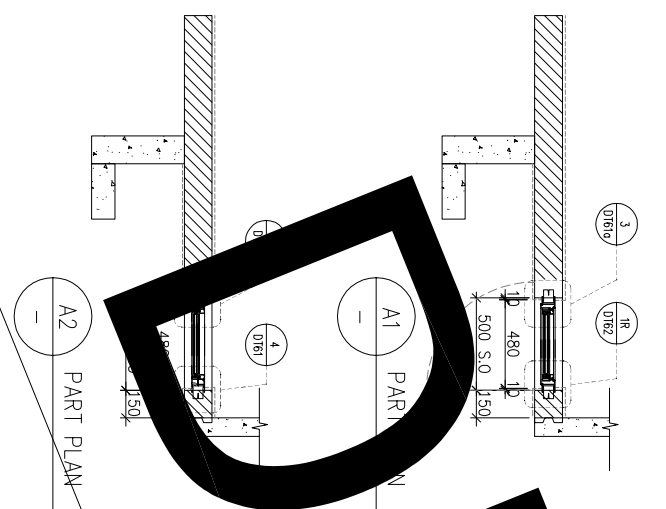
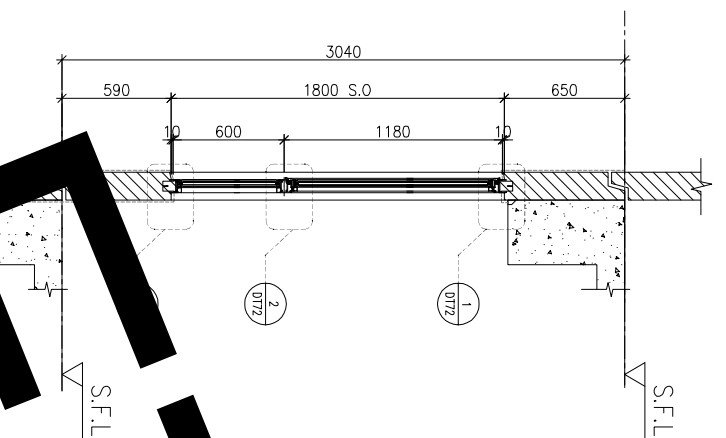
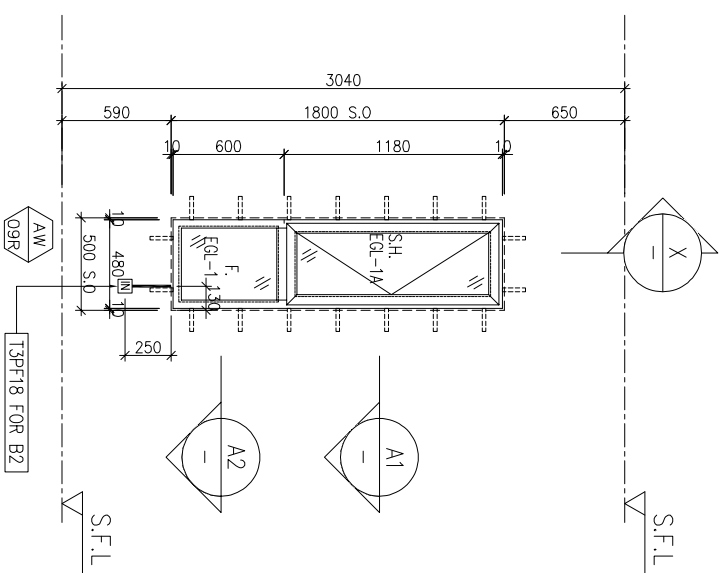
STRUCTURAL ENGINEER :

ARUP

FAÇADE CONSULTANT:

ALPHA CONSULTING LIMITED
Steel Structure & Façade Specialist

ELEVATION



FAÇADE CODE		
LWK	鴻輝	UNIT
PF-18	T3PF-46	B2

CHANGE TO IN-SITU WINDOWS?

WINDOW MARK	AW 09R
LOCATION	3/F-42/F(4/F,13/F,14/F,24/F,34/F OMITTED) UNIT B2
SECTION	70mm ALUM. SECTION
GLAZING	EGL-1,EGL-1A
QUANTITY	35 Nos
REMARKS	FAÇADE(TYPE T3PF18 FOR 3/F-42/F)

DEFERRED

NOTE :

1. ALL DIMENSIONS ARE IN mm.
2. ALL ELEVATIONS ARE VIEWED FROM OUTSIDE.
3. ALL DIMENSIONS TO BE VERIFIED ON SITE BEFORE FABRICATION.

LEGEND :

- (X1) --- DETAIL MARK NO.
- (X001) --- REFER SHEET NO.
- 1. F.F.L. --- FINISHED FLOOR LEVEL
- 2. S.F.L. --- STRUCTURAL FLOOR LEVEL
- 3. (R) --- REVERSED DETAIL

4. GLASS LEGEND

- EGL-1--8mmHS+12mm AIR GAP+10mmTP THK. IGLU
- EGL-2--10mm THK. CLEAR TEMPERED GLASS
- EGL-4--10mm THK. TEMPERED ACID ETCHED GLASS
- EGL-1A-8mmHS+12mm AIR GAP+8mmTP THK. IGLU

NO.	DATE	REVISION	BY
EGL-1	18/07/2021	REVISION SUBJECT TO ARCH-COMMENT	lwk
EGL-2	18/07/2021	REVISION SUBJECT TO ARCH-COMMENT	lwk
EGL-4	18/07/2021	REVISION SUBJECT TO ARCH-COMMENT	lwk
EGL-1A	27/09/2021	REVISION SUBJECT TO ARCH-COMMENT	lwk

JOB NO. : J-856

PROJECT :

PROPOSED DEVELOPMENT ABOVE LIGHT RAIL TIN WING STOP-TSWTL NO.23,AREA 33,TIN SHUI WAI, N.T.

TITLE : WINDOW SCHEDULE FOR TOWER 3 ALUM. WINDOW

DATE : 02-Aug-21 SCALE : 1:40

DRAWN BY : Ivn

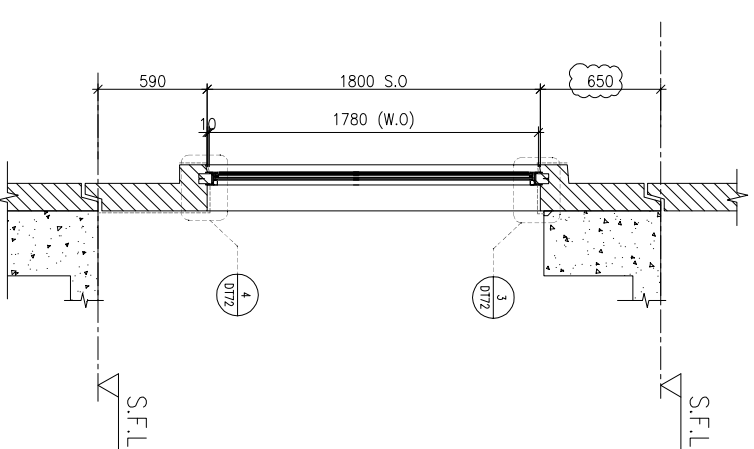
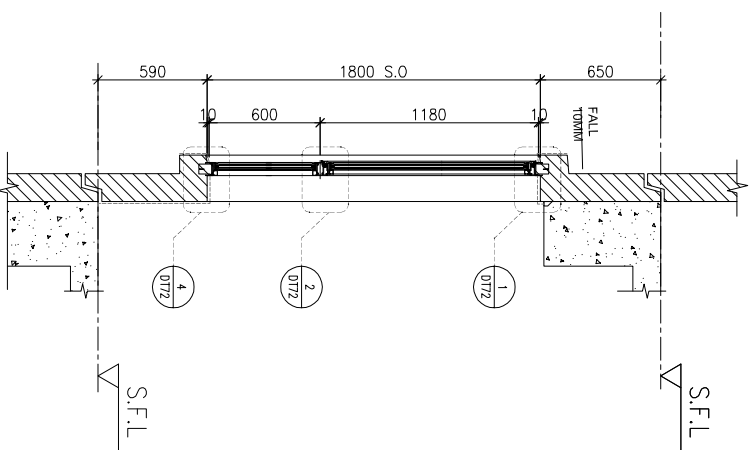
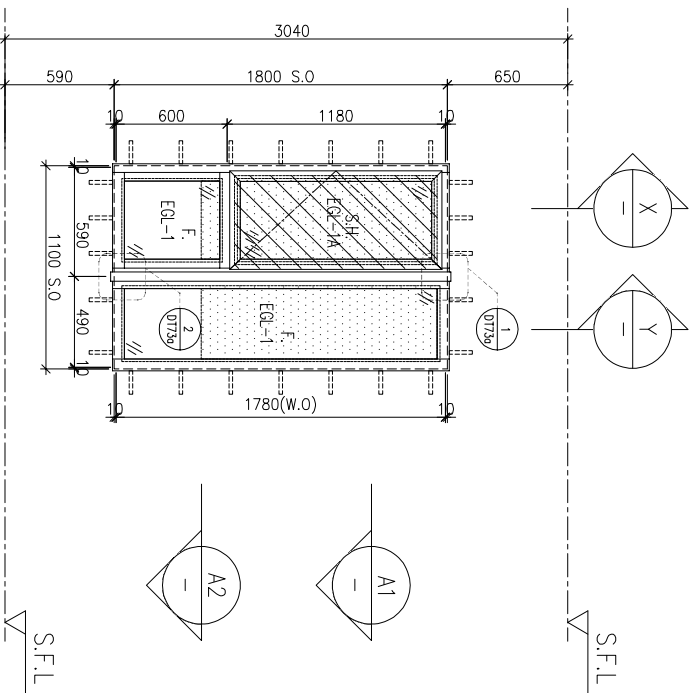
CHECKED BY :

美特鋁質有限公司
MIDI ALUMINIUM FABRICATOR LTD.

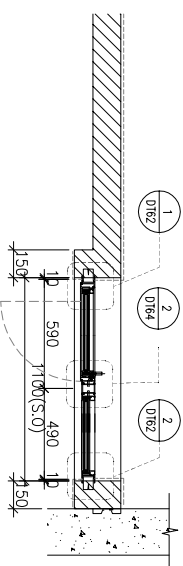
Units 6-8, Sunray Industrial Centre, 1/F
610 Cho Kwai Ling Road, Kwai Tsou
Tel:23489211-4 Fax:(852)2727666

DWG NO. : J856-SD-PW-5310 REV. : I

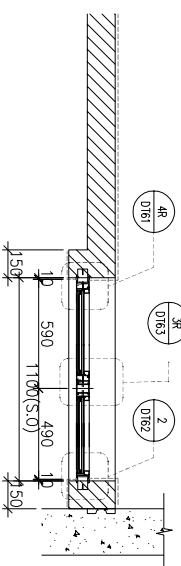
REQUIRE	PROVIDED
LOCATION	OPENABLE AREA
GLAZING AREA	0.263
0.420	OPENABLE AREA
0.548	GLAZING AREA
0.985	



ELEVATION



A1
PART PLAN



A2
PART PLAN

FACADE CODE		
LWK	鴻輝	UNIT
PF-19	T3PF-28	B8

WINDOW MARK

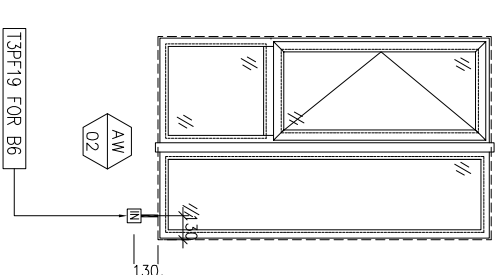
LOCATION 3/F-42/F(4/F,13/F,14/F,24/F,34/F OMITTED) UNIT B8

SECTION 70mm ALUM. SECTION

GLAZING EGL-1,EGL-1A

QUANTITY 35 Nos.

REMARKS FACADE(TYPE T3PF19 FOR 3/F-42/F) ,4 BAR HINGE-LIP HING (HHMS-N16)



BD. REF : _____

CLIENT : **SUN HUNG KAI**
REAL ESTATE AGENCY LTD.
42/F SUN HUNG KAI CENTRE, WANCHAI, HONGKONG

ARCHITECT : **lwk&partners**
a r c h i t e c t s

MANU CONTRACTOR : **怡輝建築有限公司**
Yee Fai Building Contractors Ltd.

STRUCTURAL ENGINEER : **ARUP**
ALPHA CONSULTING LIMITED
Steel Structure & Façade Specialist

FACADE CONSULTANT:

NOTE :

1. ALL DIMENSIONS ARE IN mm.
2. ALL ELEVATIONS ARE VIEWED FROM OUTSIDE.
3. ALL DIMENSIONS TO BE VERIFIED ON SITE BEFORE FABRICATION.

LEGEND :

(X1) --- DETAIL MARK NO.
(X001) --- REFER SHEET NO.

1. F.F.L. --- FINISHED FLOOR LEVEL
2. S.F.L. --- STRUCTURAL FLOOR LEVEL
3. (R) --- REVERSED DETAIL

4. GLASS LEGEND

EGL-1 --- 8mmHS+12mm AIR GAP+10mmTP THK. I.G.U.
EGL-2 --- 10mm THK. CLEAR TEMPERED GLASS
EGL-4 --- 10mm THK. TEMPERED ACID ETCHED GLASS
EGL-1A --- 8mmHS+12mm AIR GAP+8mmTP THK. I.G.U.
EGL-1B --- 8mmHS+12mm AIR GAP+10mmTP ADD-ETCHED THK. I.G.U.

NO.	DATE	REVISION	REVISION SUBJECT TO ARCH.COMMENT	BY
1	21/02/2023	REVISION SUBJECT TO ARCH.COMMENT		lwk
H	26/10/2022	REVISION SUBJECT TO GEP PLAN		h
G	21/09/2022	REVISION SUBJECT TO ARCH.COMMENT		lwk
F	17/08/2022	REVISION SUBJECT TO ARCH.COMMENT		lwk
E	22/04/2022	REVISION SUBJECT TO ARCH.COMMENT		lwk
D	08/04/2022	REVISION SUBJECT TO ARCH.COMMENT		lwk

JOB NO. : J-856

PROJECT : PROPOSED DEVELOPMENT ABOVE LIGHT RAIL TIN WING STOP-TSWTL NO.23,AREA 33,TIN SHUI WAI, N.T.

TITLE : WINDOW SCHEDULE FOR TOWER 3 ALUM. WINDOW

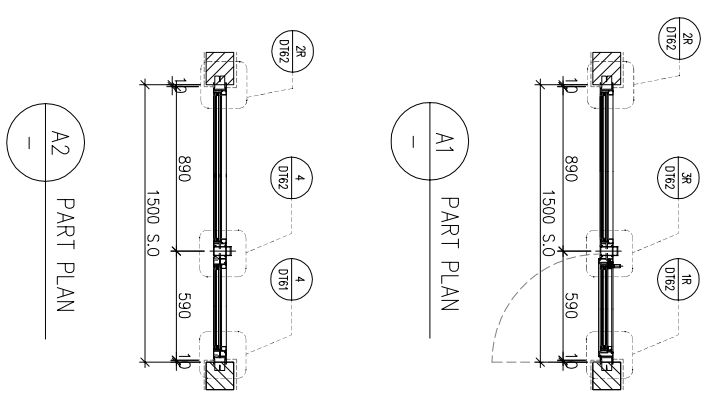
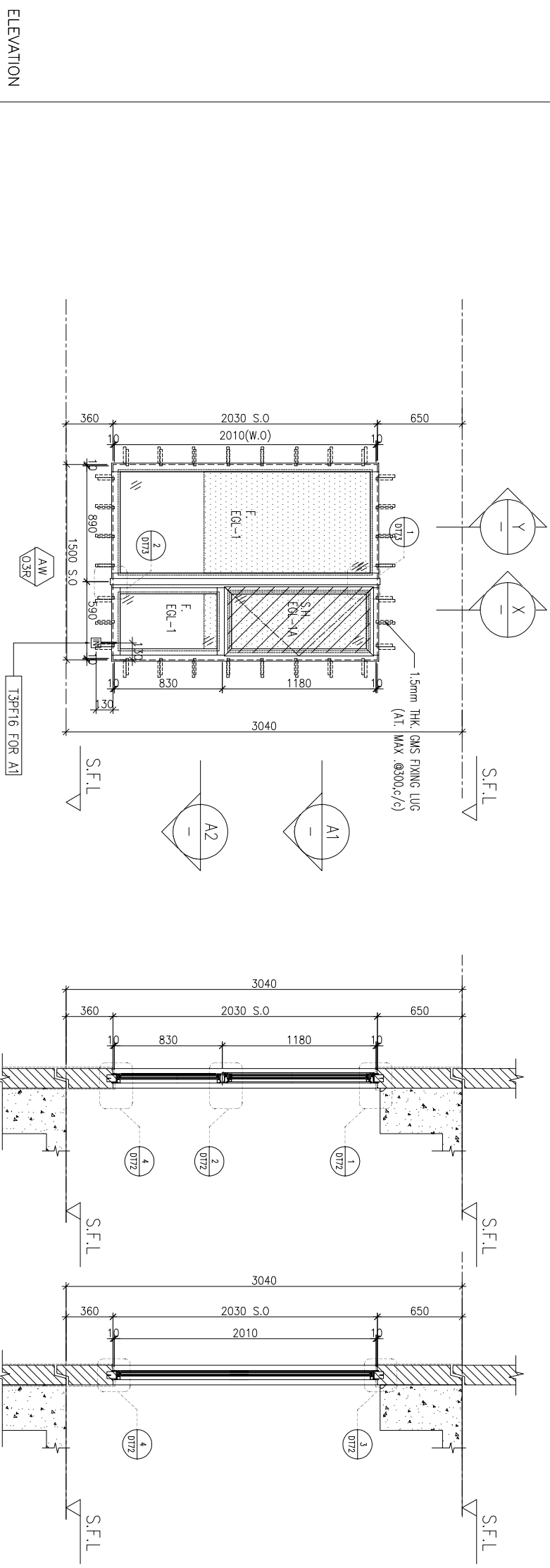
DATE : 02-Aug-21 SCALE : 1:40

DRAWN BY : Ivn

CHECKED BY :

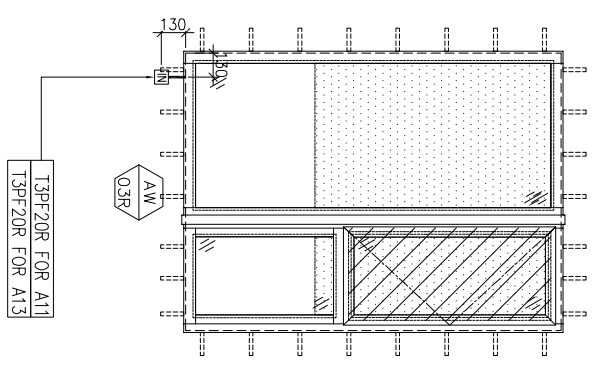
美特鋁質有限公司
MDI ALUMINIUM FABRICATOR LTD.
Units 6-8, Sunray Industrial Centre, 1/F
610 Cho Kwai Ling Road, Kwai Tsoum
Tel:23489211-4 Fax:(852)2727666
DWG NO. : J856-SD-PW-5311 REV. : 1

REQUIRED		PROVIDED	
LOCATION	OPENABLE AREA	GLAZING AREA	OPENABLE AREA
{A12-MBR}	0.388	0.620	0.548
{A15-MBR}	0.388	0.620	1.495



FACADE CODE		
LWK	鴻輝	UNIT
PF-20R	T3PF-41	A12
PF-20R	T3PF-44	A15

WINDOW MARK	AW O3R
LOCATION	3/F-42/F(4/F,13/F,14/F,24/F,34/F OMITTED) UNIT {A12, A15}
SECTION	70mm ALUM. SECTION
GLAZING	EGL-1, EGL-1A
QUANTITY	35 Nos \ 35 Nos
REMARKS	FACADE(TYPE T3PF20R FOR 3/F~42/F) , 4 BAR HINGE-LIP HING (HHMS-N16)



BD. REF. : _____

CLIENT : **SUN HUNG KAI**
REAL ESTATE AGENCY LTD.
42/F, SUN HUNG KAI CENTRE, WANCHAI, HONGKONG

ARCHITECT : **lwk&partners**
a r c h i t e c t s

MAIN CONTRACTOR : **怡輝建築有限公司**
Yee Fai Building Contractors Ltd.

STRUCTURAL ENGINEER : **ARUP**
ALPHA CONSULTING LIMITED
Steel Structure & Façade Specialist

FACADE CONSULTANT : **ARUP**
ALPHA CONSULTING LIMITED
Steel Structure & Façade Specialist

NOTE :

- ALL DIMENSIONS ARE IN mm.
- ALL ELEVATIONS ARE VIEWED FROM OUTSIDE.
- ALL DIMENSIONS TO BE VERIFIED ON SITE BEFORE FABRICATION.

LEGEND :

(X1) --- DETAIL MARK NO.
(X001) --- REFER SHEET NO.

- F.F.L. --- FINISHED FLOOR LEVEL
- S.F.L. --- STRUCTURAL FLOOR LEVEL
- (R) --- REVERSED DETAIL

4. GLASS LEGEND

EGL-1 --- 8mmHS+12mm AIR GAP+10mmTP THK, I.G.U.
EGL-2 --- 10mm THK, CLEAR TEMPERED GLASS
EGL-4 --- 10mm THK, TEMPERED ACID ETCHED GLASS
EGL-1A --- 8mmHS+12mm AIR GAP+8mmTP THK, I.G.U.
EGL-1B --- 8mmHS+12mm AIR GAP+10mmTP ACID-ETCHED THK, I.G.U.

NO.	DATE	REVISION	SUBJECT TO ARCH-COMMENT	BY
H	21/02/2023	REVISION SUBJECT TO GEP PLAN		lwn
G	26/10/2022	REVISION SUBJECT TO GEP PLAN		lwn
F	21/09/2022	REVISION SUBJECT TO ARCH-COMMENT		lwn
E	17/08/2022	REVISION SUBJECT TO ARCH-COMMENT		lwn
D	22/04/2022	REVISION SUBJECT TO ARCH-COMMENT		lwn
C	08/04/2022	REVISION SUBJECT TO ARCH-COMMENT		lwn

JOB NO. : J-856

PROJECT : PROPOSED DEVELOPMENT ABOVE LIGHT RAIL TIN WING STOP-TSWTL NO.23,AREA 33,TIN SHUI WAI, N.T.

TITLE : WINDOW SCHEDULE FOR TOWER 3 ALUM. WINDOW

DATE : 02-Aug-21 SCALE : 1:40

DRAWN BY : lwn CHECKED BY : _____

UNITED ALUMINIUM FABRICATOR LTD.
MIDI 美特鋁質有限公司
Units 6-8, Sunray Industrial Centre, 1/F
610 Cho Kwai Ling Road, Kowloon
Tel:23489211-4 Fax:(852)2727666

DWG NO. : J856-SD-PW-5312 REV. : G

B.D. REF :

CLIENT :

SUN HUNG KAI
REAL ESTATE AGENCY LTD.

42/F, SUN HUNG KAI CENTRE, WANCHAI, HONGKONG

ARCHITECT :

lwk&partners
a r c h i t e c t s

MAIN CONTRACTOR :

怡輝建築有限公司
Yee Fai Building Contractors Ltd.

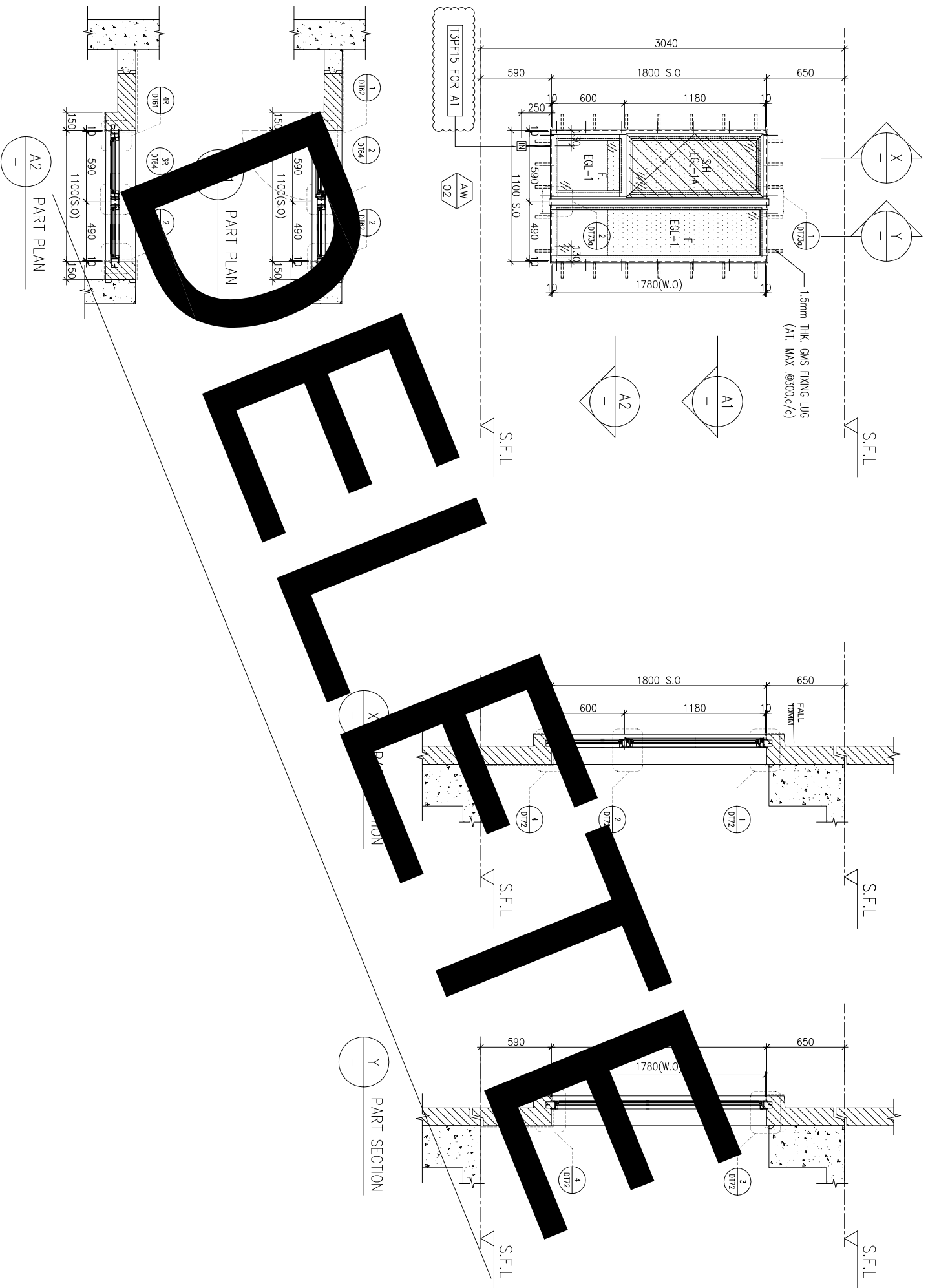
STRUCTURAL ENGINEER :

ARUP

FAÇADE CONSULTANT:

ALPHA CONSULTING LIMITED
Steel Structure & Façade Specialist

ELEVATION



WINDOW MARK	AW 02
LOCATION	3/F~42/F(4/F,13/F,14/F,24/F,34/F OMITTED) UNIT A1
SECTION	70mm ALUM. SECTION
GLAZING	EGL-1,EGL-1A
QUANTITY	35 Nos.
REMARKS	FAÇADE(TYPE T3PF02 FOR 3/F~42/F)

NOTE:

1. ALL DIMENSIONS ARE IN mm.
2. ALL ELEVATIONS ARE VIEWED FROM OUTSIDE.
3. ALL DIMENSIONS TO BE VERIFIED ON SITE BEFORE FABRICATION.

LEGEND:

- (X1) --- DETAIL MARK NO.
- (X001) --- REFER SHEET NO.

1. F.F.L. --- FINISHED FLOOR LEVEL
2. S.F.L. --- STRUCTURAL FLOOR LEVEL
3. (R) --- REVERSED DETAIL

4. GLASS LEGEND

EGL-1--8mmHS+12mm AIR GAP+10mmTP THK. I.G.U.
EGL-2--10mm THK. CLEAR TEMPERED GLASS
EGL-4--10mm THK. TEMPERED ACID ETCHED GLASS
EGL-1A-8mmHS+12mm AIR GAP+8mmTP THK. I.G.U.
EGL-1B-8mmHS+12mm AIR GAP+10mmTP ACID-ETCHED THK. I.G.U.

NO.	DATE	REVISION	BY
D	08/04/2022	REVISION SUBJECT TO ARCH-COMMENT	hwk
C	21/12/2021	REVISION SUBJECT TO ARCH-COMMENT	hwk
B	18/10/2021	REVISION SUBJECT TO ARCH-COMMENT	hwk
A	12/10/2021	REVISION SUBJECT TO ARCH-COMMENT	hwk

JOB NO. : J-856

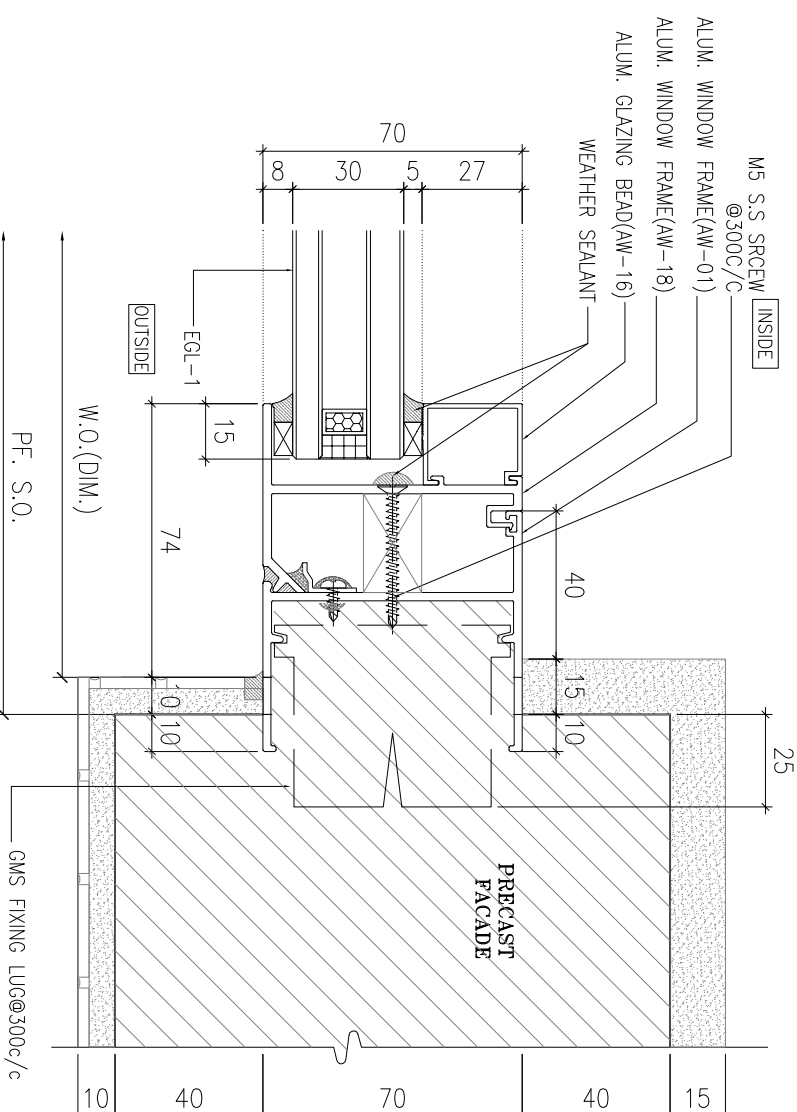
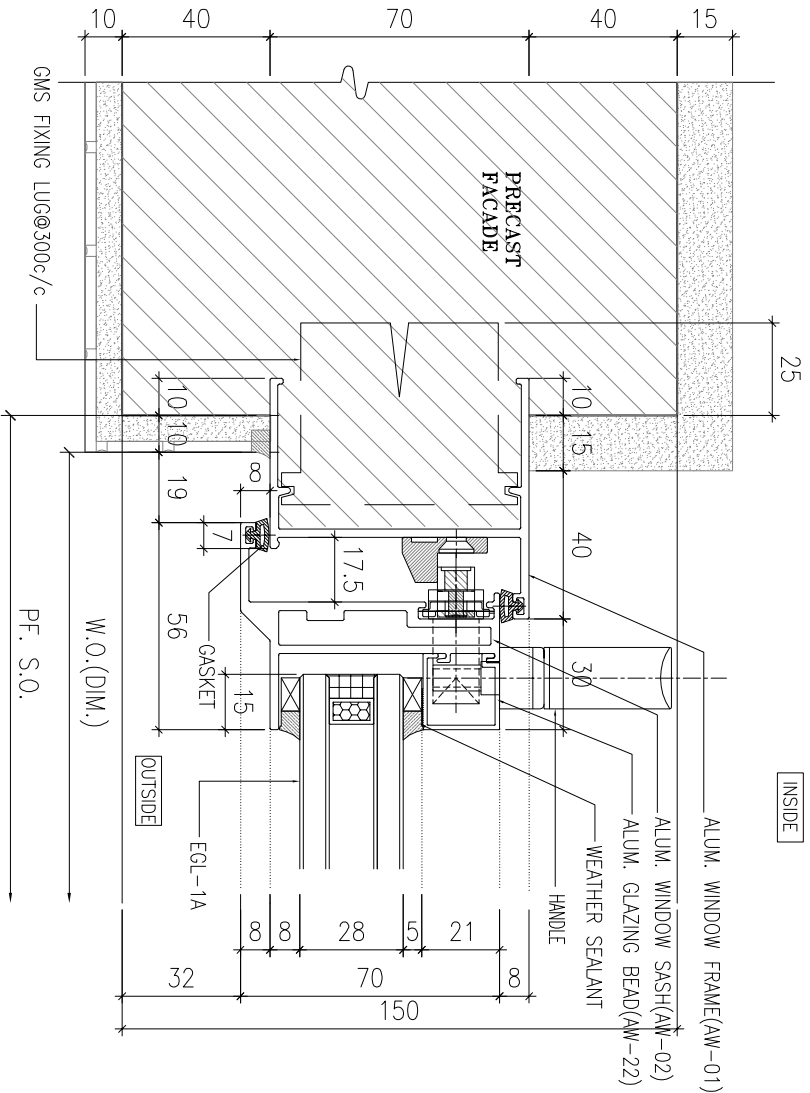
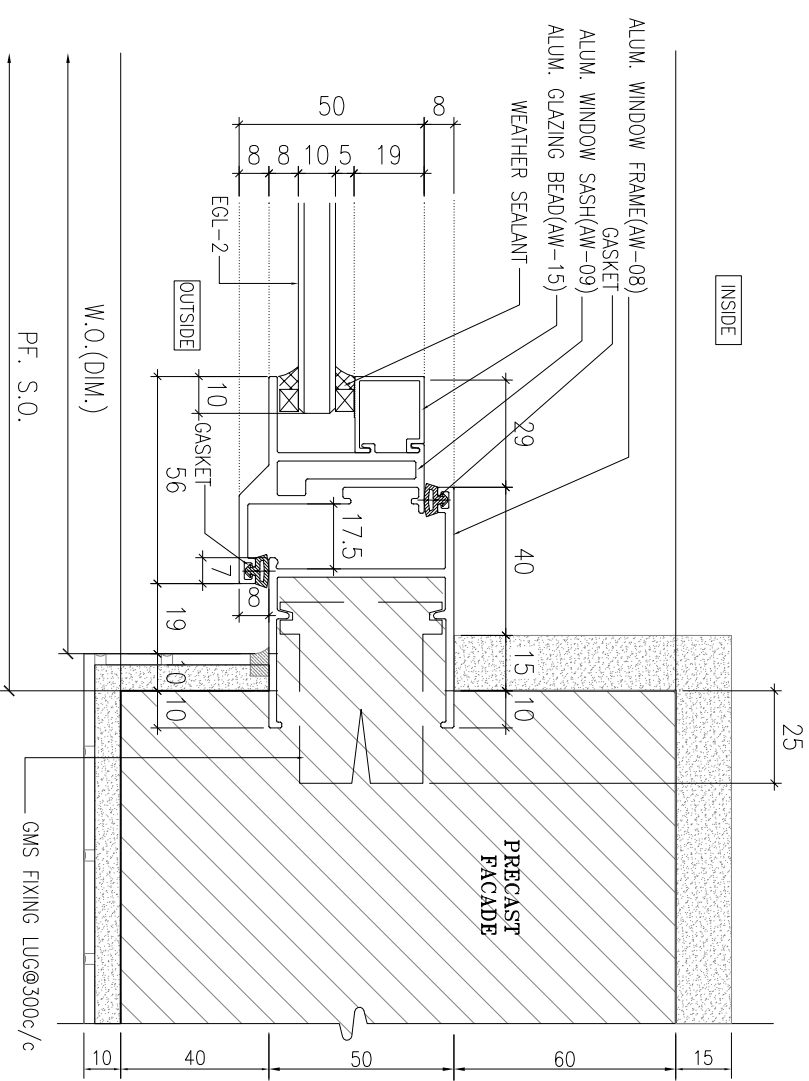
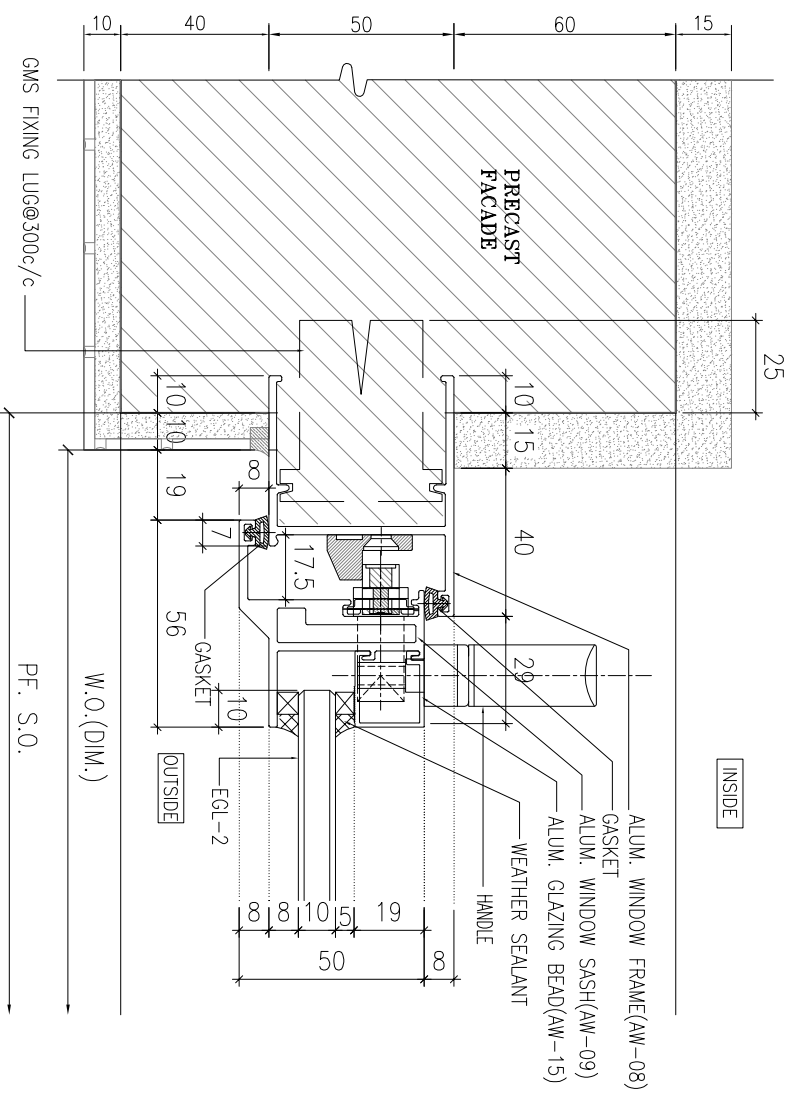
PROJECT : PROPOSED DEVELOPMENT ABOVE LIGHT RAIL TIN WING STOP-TSWTL NO.23,AREA 33,TIN SHUI WAI, N.T.

TITLE : WINDOW SCHEDULE FOR TOWER 3 ALUM. WINDOW

DATE : 02-Aug-21 SCALE : 1:40

DRAWN BY : IYON CHECKED BY :

美特鋁質有限公司
MIDI ALUMINUM FABRICATOR LTD.
Units 6-8, Sunray Industrial Centre, 1/F
610 Cho Kwai Ling Road, Kwai Tsoum
Tel:23489211-4 Fax:(852)2727666
DWG NO. : J856-SD-PW-5313 REV. : D



B.D. REF :

CLIENT :



ARCHITECT :



MAIN CONTRACTOR :



STRUCTURAL ENGINEER :



FAÇADE CONSULTANT :



NOTE :

1. ALL DIMENSIONS ARE IN mm.
2. ALL ELEVATIONS ARE VIEWED FROM OUTSIDE.
3. ALL DIMENSIONS TO BE VERIFIED ON SITE BEFORE FABRICATION.

LEGEND :

- (X1) --- DETAIL MARK NO.
- (X001) --- REFER SHEET NO.

1. F.F.L. --- FINISHED FLOOR LEVEL
2. S.F.L. --- STRUCTURAL FLOOR LEVEL
3. (R) --- REVERSED DETAIL

4. GLASS LEGEND

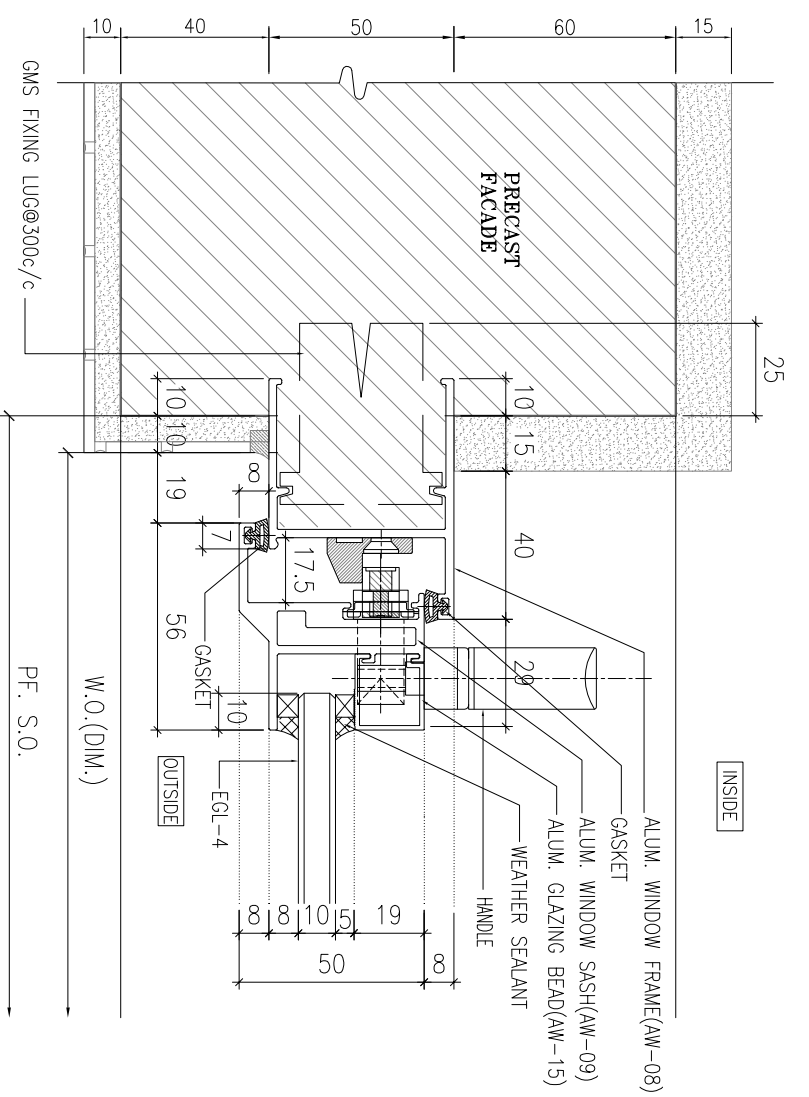
- EGL-1 --- 8mmH+12mm AIR GAP+10mmTP THK. I.G.U.
- EGL-2 --- 10mm THK. CLEAR TEMPERED GLASS
- EGL-4 --- 10mm THK. TEMPERED ACID ETCHED GLASS
- EGL-1A --- 8mmH+12mm AIR GAP+8mmTP THK. I.G.U.

NO.	DATE	REVISION	BY
C	25/08/2022	REVISION SUBJECT TO ARCH-COMMENT	hwk
B	02/11/2021	REVISION SUBJECT TO ARCH-COMMENT	hwk
A	30/10/2021	REVISION SUBJECT TO ARCH-COMMENT	hwk

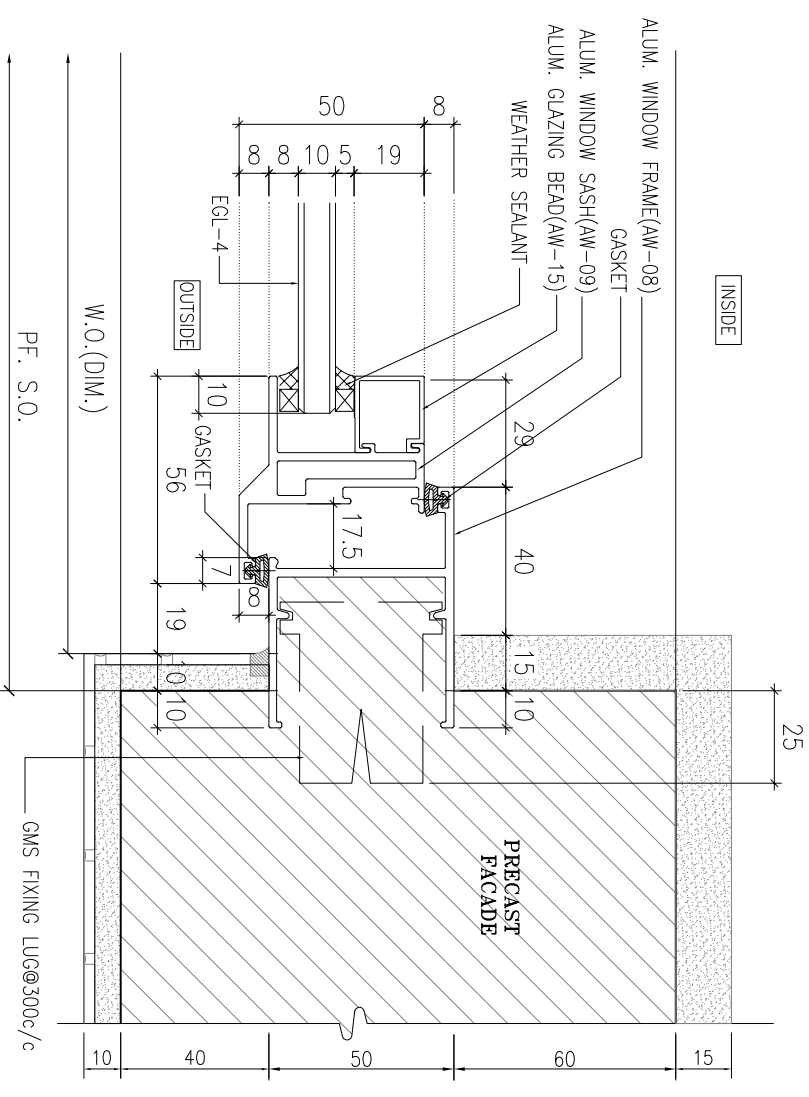
TITLE :
TYPICAL DETAILS FOR
ALUM. WINDOW

DATE : 02-Aug-21
SCALE : 1:40
DRAWN BY : IYVON
CHECKED BY :

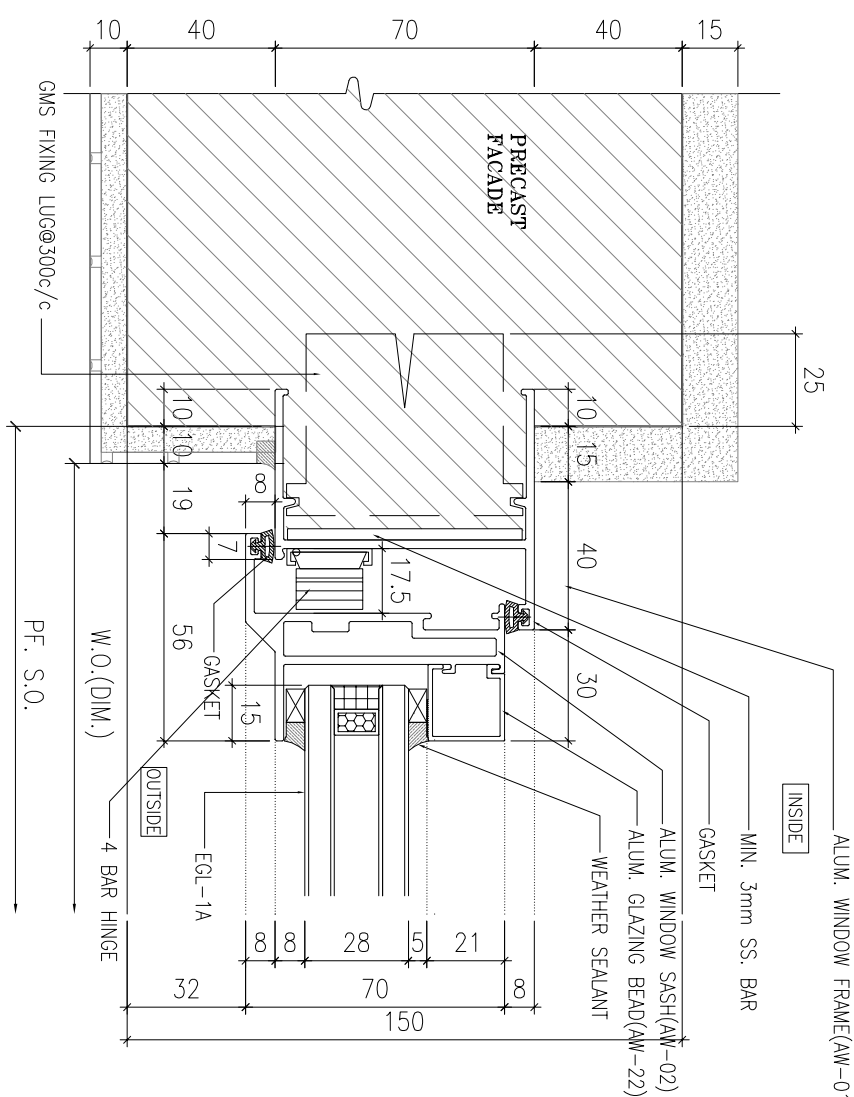
UNITED ALUMINIUM FABRICATOR LTD.
MIDI
Units 6-8, Sunny Industrial Centre, 1/F
610 Cho Kwong Road, Kowloon
Tel:23489211-4 Fax:(852)27275666
DWG NO. : J856-SD-PW-DT61 REV. : C



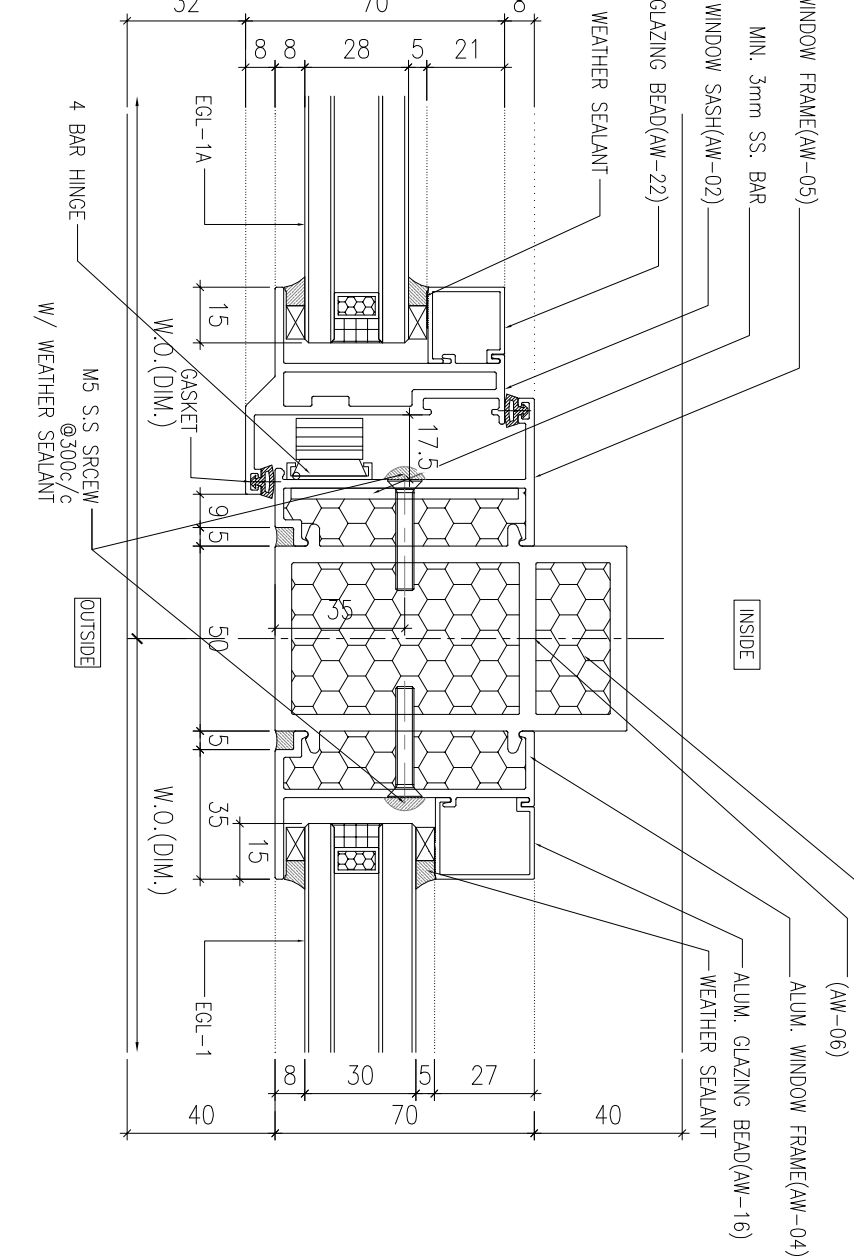
1 HORIZONTAL DETAIL
SCALE 1:2



2 HORIZONTAL DETAIL
SCALE 1:2



3 HORIZONTAL DETAIL
SCALE 1:2



4 HORIZONTAL DETAIL
SCALE 1:2

B.D. REF :

CLIENT :

SUN HUNG KAI
REAL ESTATE AGENCY LTD.
42/F SUN HUNG KAI CENTRE, WANCHAI, HONGKONG

ARCHITECT :
lwk&partners
a r c h i t e c t s

MAIN CONTRACTOR :
Yee Fai 怡輝建築有限公司
Building Contractors Ltd.

STRUCTURAL ENGINEER :
ARUP

FAÇADE CONSULTANT :
ALPHA CONSULTING LIMITED
Steel Structure & Façade Specialist

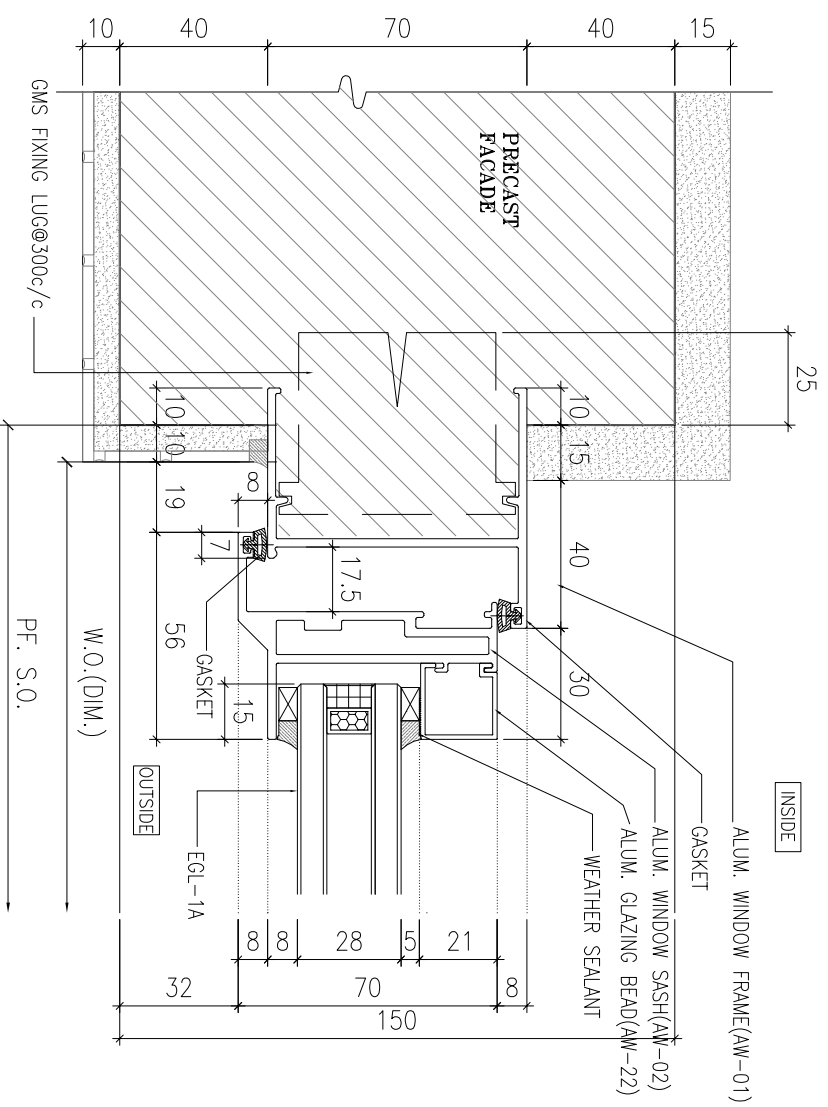
- NOTE :
1. ALL DIMENSIONS ARE IN mm.
 2. ALL ELEVATIONS ARE VIEWED FROM OUTSIDE.
 3. ALL DIMENSIONS TO BE VERIFIED ON SITE BEFORE FABRICATION.

- LEGEND :
- X1 --- DETAIL MARK NO.
 - X1001 --- REFER SHEET NO.
 - 1. F.F.L. --- FINISHED FLOOR LEVEL
 - 2. S.F.L. --- STRUCTURAL FLOOR LEVEL
 - 3. (R) --- REVERSED DETAIL
 - 4. GLASS LEGEND
 - EQ-1 --- 8mmH+12mm AIR GAP+10mmTP THK. I.G.U.
 - EQ-2 --- 10mm THK. CLEAR TEMPERED GLASS
 - EQ-4 --- 10mm THK. TEMPERED ACID ETCHED GLASS
 - EQ-1A --- 8mmH+12mm AIR GAP+8mmTP THK. I.G.U.

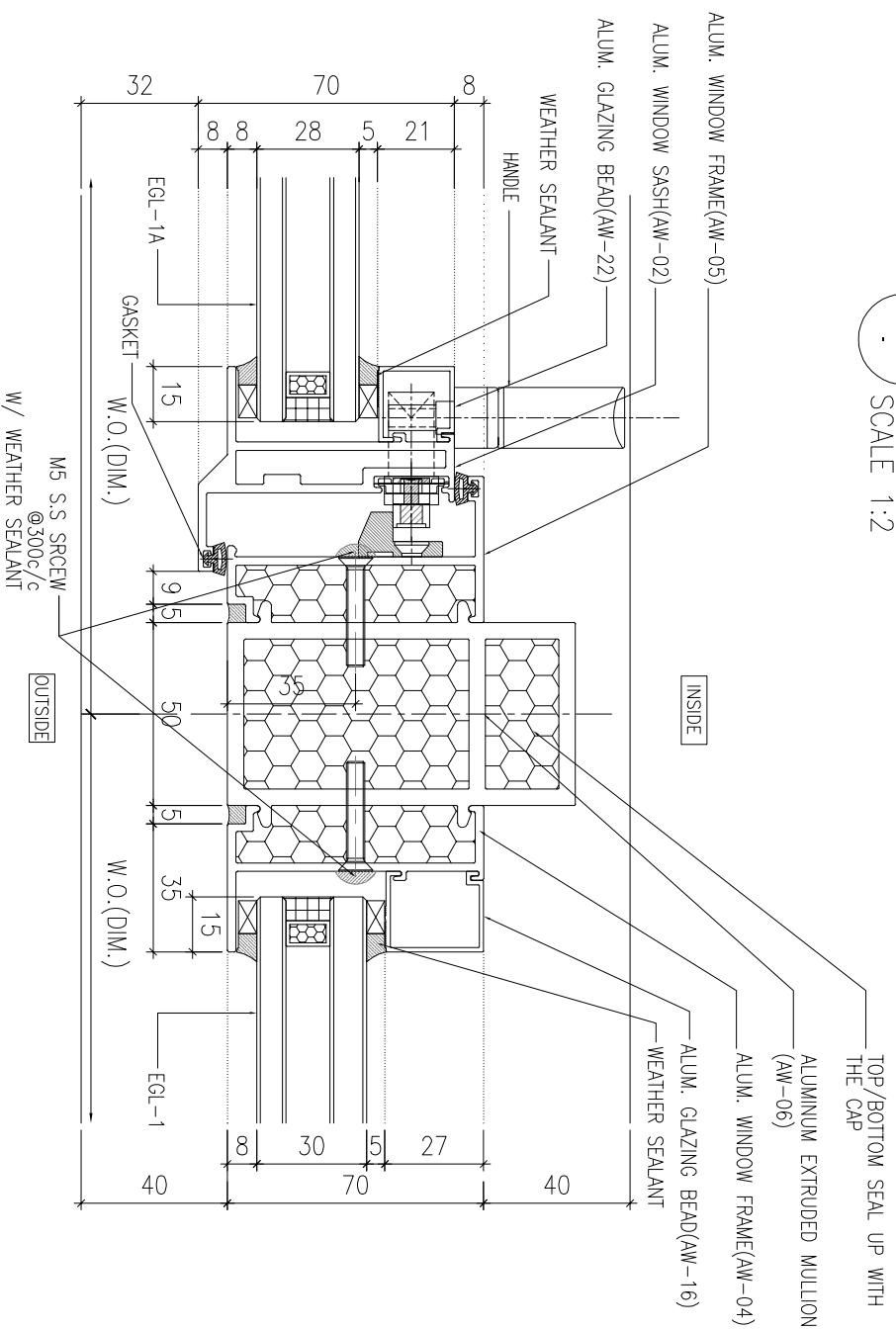
NO.	DATE	REVISION	SUBJECT TO ARCH-COMMENT	BY
C	25/08/2022	REVISION SUBJECT TO ARCH-COMMENT		lwn
B	02/11/2021	REVISION SUBJECT TO ARCH-COMMENT		lwn
A	30/10/2021	REVISION SUBJECT TO ARCH-COMMENT		lwn

JOB NO. : J-856
PROJECT : PROPOSED DEVELOPMENT ABOVE LIGHT RAIL TIN WING STOP-TSWTL NO.23,AREA 33,TIN SHUI WAI, N.T.
TITLE : TYPICAL DETAILS FOR ALUM. WINDOW

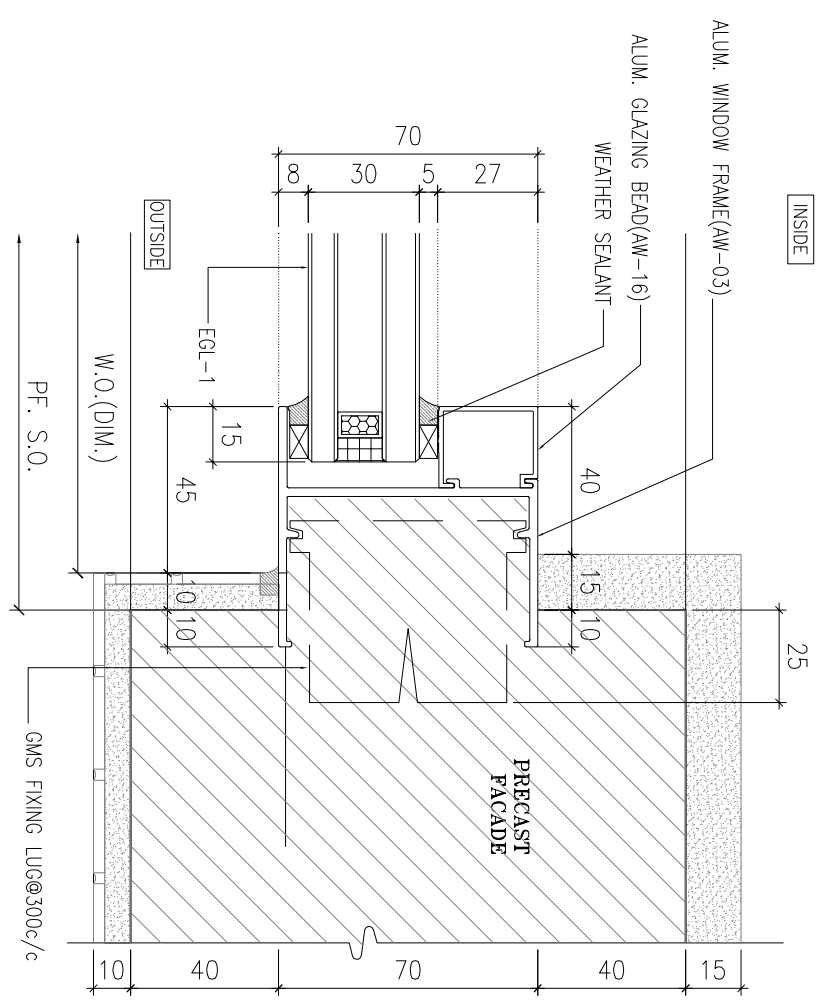
DATE : 02-Aug-21 SCALE : 1:40
DRAWN BY : lwn CHECKED BY :
MIDI ALUMINUM FABRICATOR LTD.
Units 6-8, Sunray Industrial Centre, 1/F
610 Cho Kwai Ling Road, Kowloon
Tel:23489211-4 Fax:(852)27727666
DWG NO. : J856-SD-PW-DT61a REV. : C



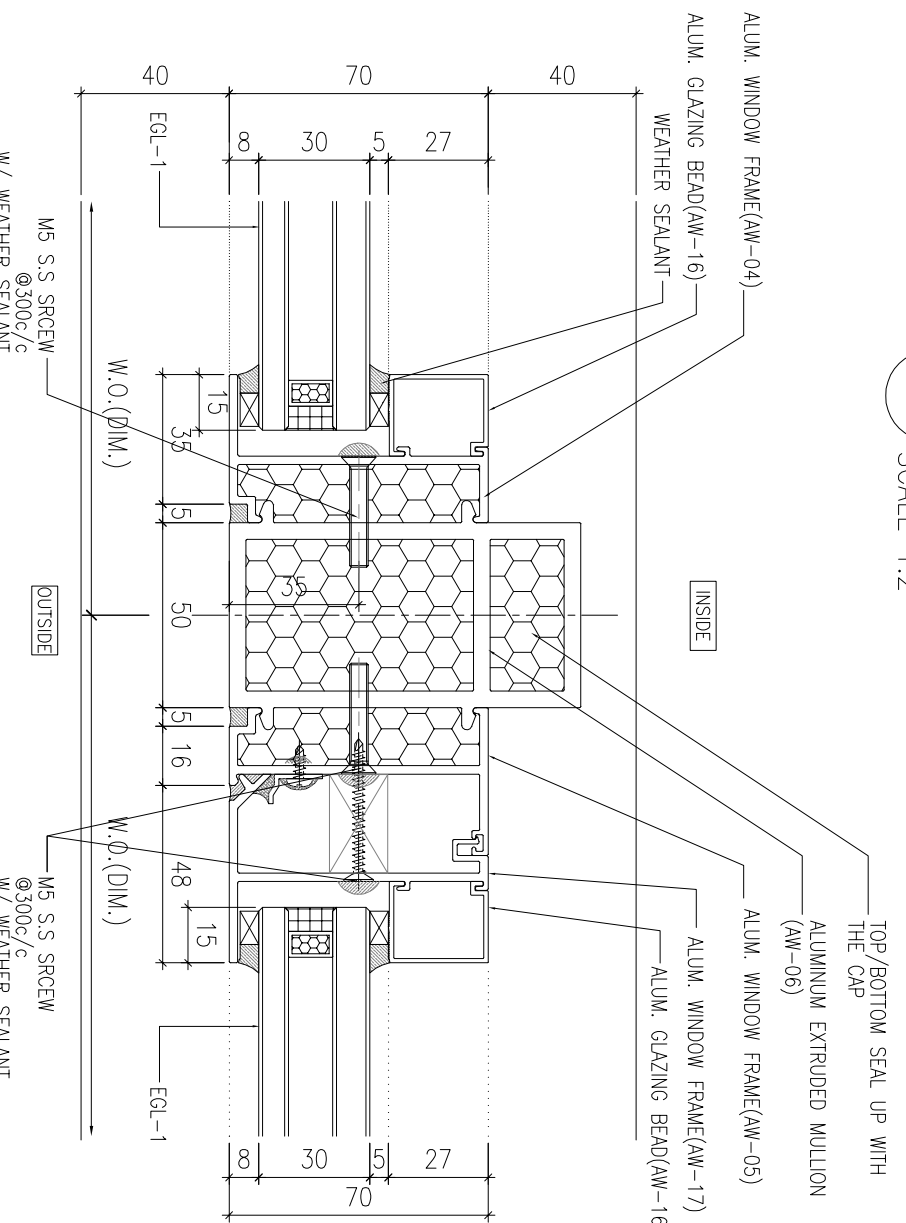
1 HORIZONTAL DETAIL
SCALE 1:2



3 HORIZONTAL DETAIL
SCALE 1:2



2 HORIZONTAL DETAIL
SCALE 1:2



4 HORIZONTAL DETAIL
SCALE 1:2

B.D. REF :

CLIENT :

SUN HUNG KAI
REAL ESTATE AGENCY LTD.
42/F, SUN HUNG KAI CENTRE, WANCHAI, HONGKONG

ARCHITECT :

lwk&partners
a r c h i t e c t s

MAIN CONTRACTOR :

Yee Fai 怡輝建築有限公司
Building Contractors Ltd.

STRUCTURAL ENGINEER :

ARUP

FAÇADE CONSULTANT :

ALPHA CONSULTING LIMITED
Steel Structure & Façade Specialist

NOTE:
1. ALL DIMENSIONS ARE IN mm.
2. ALL ELEVATIONS ARE VIEWED FROM OUTSIDE.
3. ALL DIMENSIONS TO BE VERIFIED ON SITE BEFORE FABRICATION.

LEGEND:
X1 --- DETAIL MARK NO.
X001 --- REFER SHEET NO.

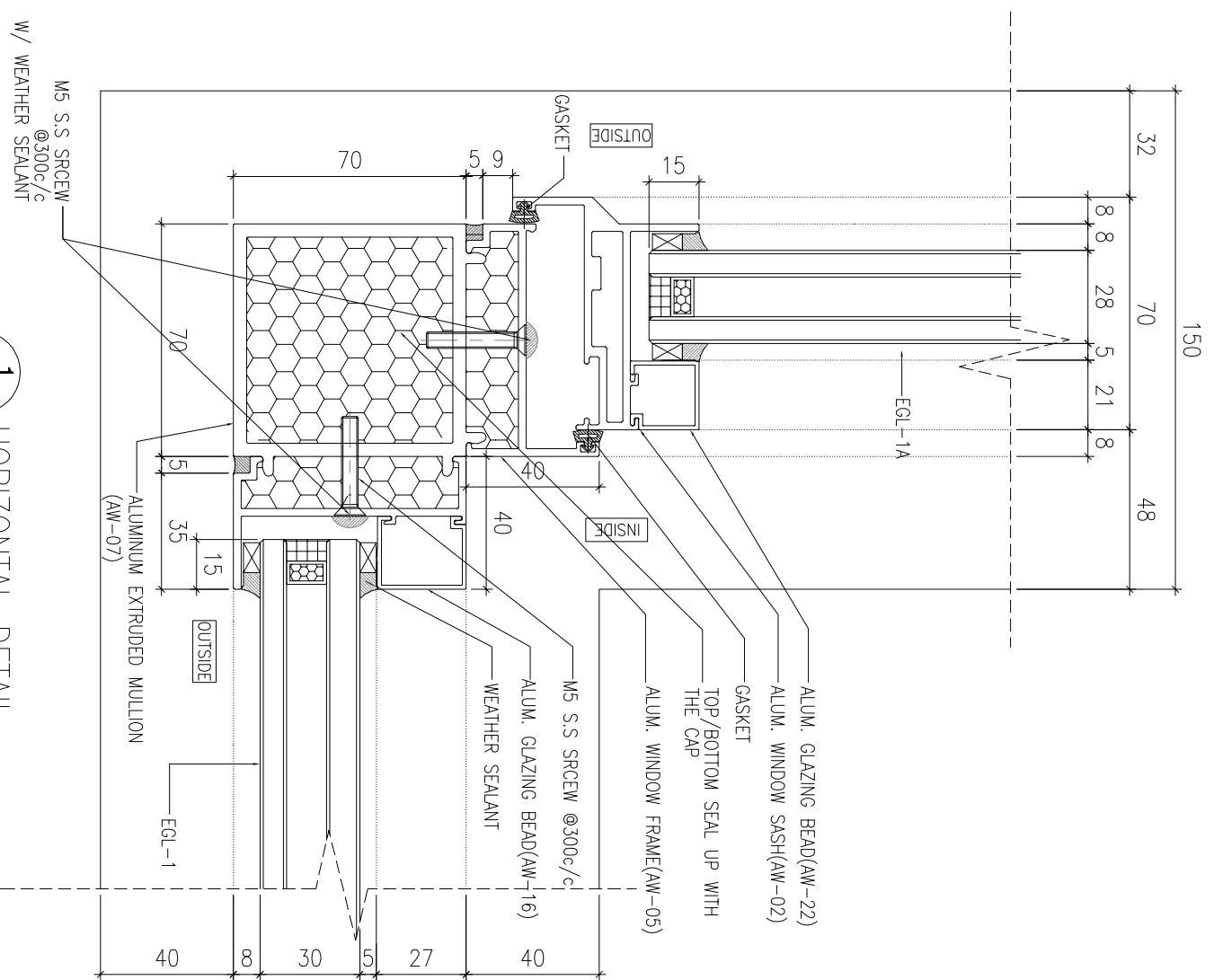
1. F.F.L. --- FINISHED FLOOR LEVEL
2. S.F.L. --- STRUCTURAL FLOOR LEVEL
3. (R) --- REVERSED DETAIL
4. GLASS LEGEND
EGL-1 --- 8mmH+12mm AIR GAP+10mmTP THK. I.G.U.
EGL-2 --- 10mm THK. CLEAR TEMPERED GLASS
EGL-4 --- 10mm THK. TEMPERED ACID ETCHED GLASS
EGL-1A --- 8mmH+12mm AIR GAP+8mmTP THK. I.G.U.

NO.	DATE	BY	REVISION
D	25/08/2022	lwn	REVISION SUBJECT TO ARCH-COMMENT
C	02/11/2021	lwn	REVISION SUBJECT TO ARCH-COMMENT
B	30/10/2021	lwn	REVISION SUBJECT TO ARCH-COMMENT
A	30/09/2021	lwn	REVISION SUBJECT TO ARCH-COMMENT

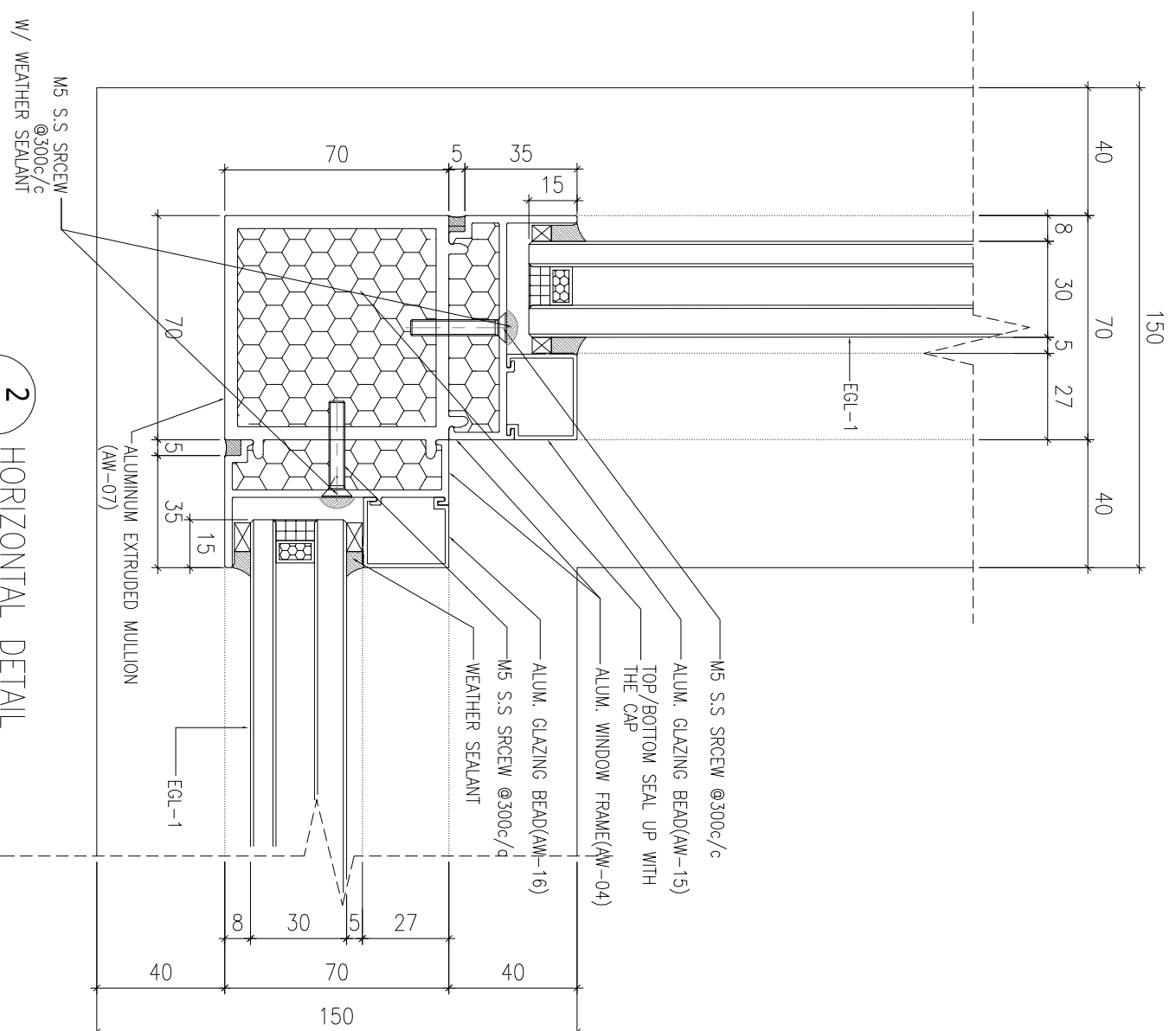
JOB NO. : J-856
PROJECT : PROPOSED DEVELOPMENT ABOVE LIGHT RAIL TIN WING STOP-TS WTL NO.23, AREA 33, TIN SHUI WAI, N.T.
TITLE : TYPICAL DETAILS FOR ALUM. WINDOW

DATE : 02-Aug-21 SCALE : 1:40
DRAWN BY : lwnn CHECKED BY :

美特鋁質有限公司
MDI ALUMINIUM FABRICATOR LTD.
Units 6-8, Sunny Industrial Centre, 1/F
610 Cho Kwong Road, Kwailoon
Tel:23489211-4 Fax:(852)2727666
DWG NO. : J856-SD-PW-DT62 REV : D



1 HORIZONTAL DETAIL
SCALE 1:2



2 HORIZONTAL DETAIL
SCALE 1:2

B.D. REF :

CLIENT :

SUN HUNG KAI
REAL ESTATE AGENCY LTD.
42/F, SUN HUNG KAI CENTRE, WANCHAI, HONGKONG

ARCHITECT :

lwk&partners
a r c h i t e c t s

MAIN CONTRACTOR :

怡輝建築有限公司
Yee Fai Building Contractors Ltd.

STRUCTURAL ENGINEER :

ARUP

FAÇADE CONSULTANT :

ALPHA CONSULTING LIMITED
Steel Structure & Façade Specialist

NOTE :

1. ALL DIMENSIONS ARE IN mm.
2. ALL ELEVATIONS ARE VIEWED FROM OUTSIDE.
3. ALL DIMENSIONS TO BE VERIFIED ON SITE BEFORE FABRICATION.

LEGEND :

X1 --- DETAIL MARK NO.
X1001 --- REFER SHEET NO.

1. F.F.L. --- FINISHED FLOOR LEVEL
2. S.F.L. --- STRUCTURAL FLOOR LEVEL
3. (R) --- REVERSED DETAIL

4. GLASS LEGEND

EQ-1 --- 8mmH+12mm AIR GAP+10mmTP THK. I.G.U.
EQ-2 --- 10mm THK. CLEAR TEMPERED GLASS
EQ-4 --- 10mm THK. TEMPERED ACID ETCHED GLASS
EQ-1A --- 8mmH+12mm AIR GAP+8mmTP THK. I.G.U.

NO.	DATE	REVISION	BY
D	25/08/2022	REVISION SUBJECT TO ARCH-COMMENT	lwn
C	02/11/2021	REVISION SUBJECT TO ARCH-COMMENT	lwn
B	30/10/2021	REVISION SUBJECT TO ARCH-COMMENT	lwn
A	30/09/2021	REVISION SUBJECT TO ARCH-COMMENT	lwn

JOB NO. : J-856

PROJECT : PROPOSED DEVELOPMENT ABOVE LIGHT RAIL TIN WING STOP,TSWTL NO.23,AREA 33,TIN SHUI WAL, N.T.

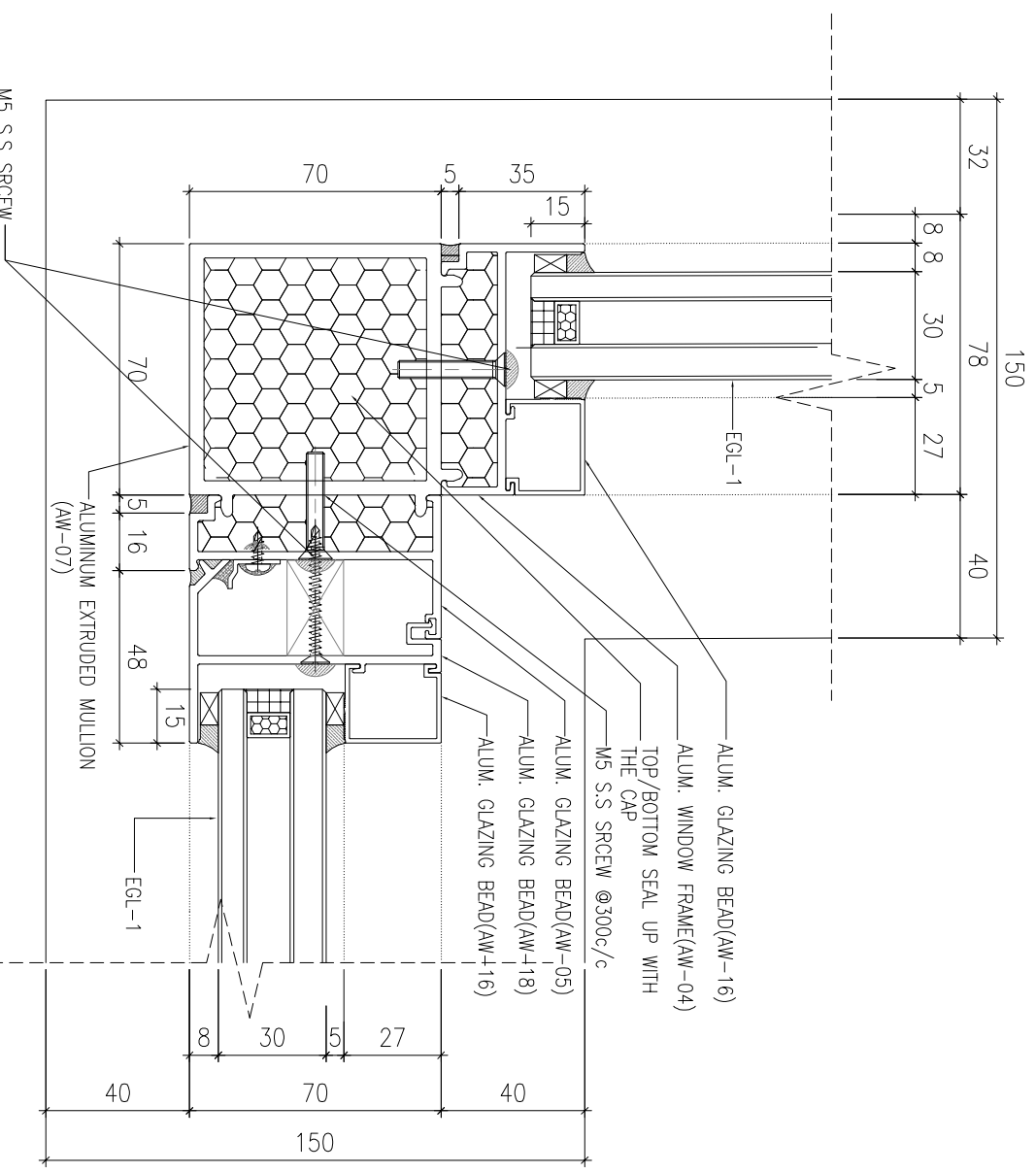
TITLE : TYPICAL DETAILS FOR ALUM. WINDOW

DATE : 02-Aug-21 SCALE : 1:40

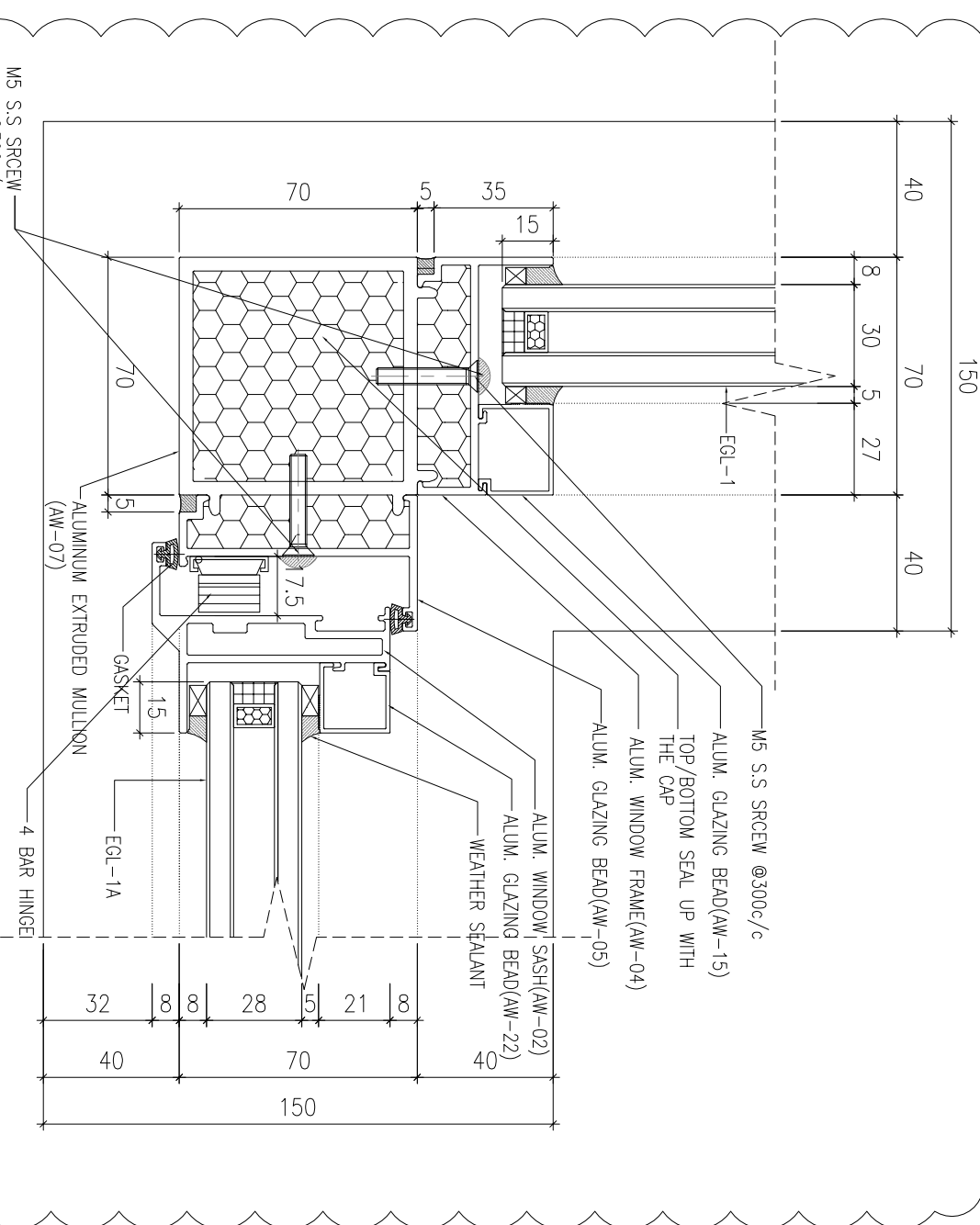
DRAWN BY : lwnn CHECKED BY :

美特鋁質有限公司
MIDI ALUMINIUM FABRICATOR LTD.
Units 6-8, Sunray Industrial Centre, 1/F
610 Cho Kwo Ling Road, Kowloon
Tel:23489211-4 Fax:(852)27727666

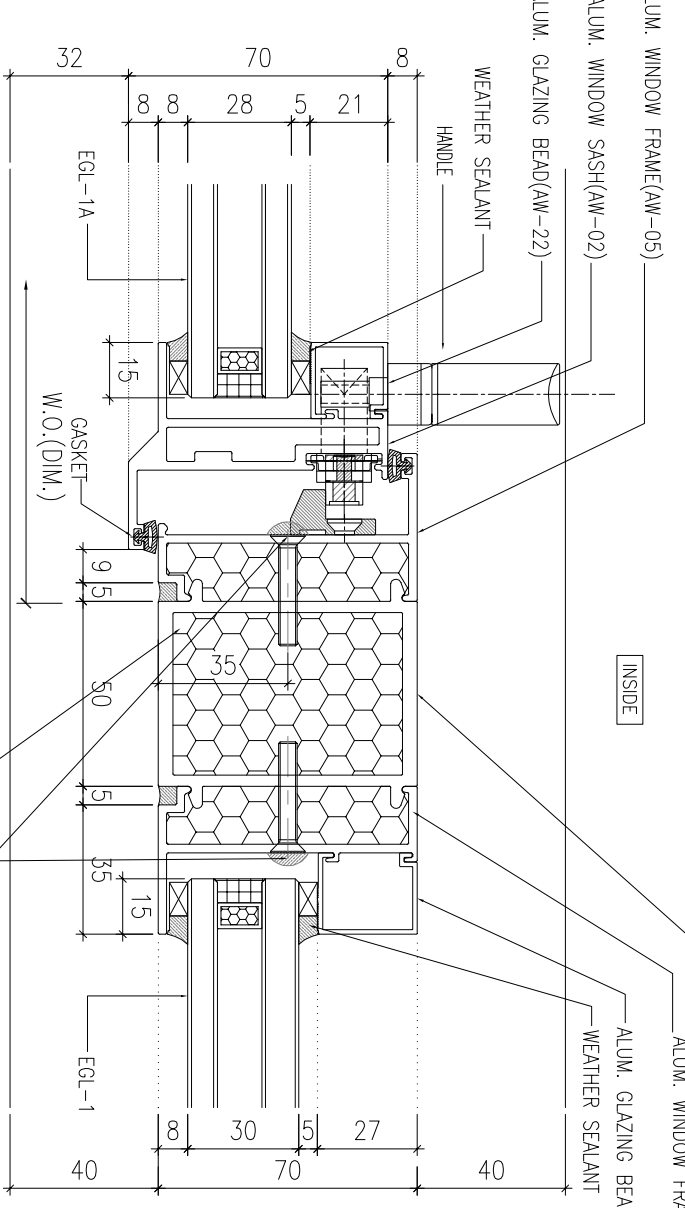
DWG NO. : J856-SD-PW-DT63 REV. : D



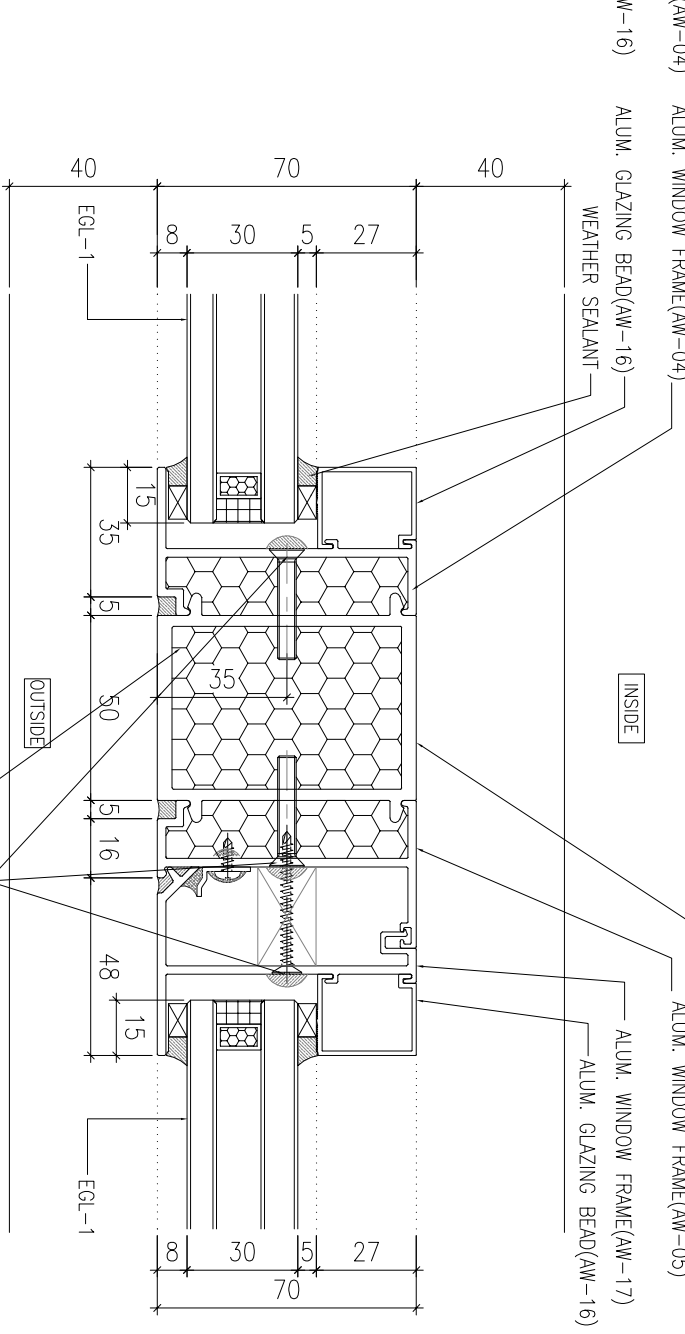
1 HORIZONTAL DETAIL
SCALE 1:2



2 HORIZONTAL DETAIL
SCALE 1:2



3 HORIZONTAL DETAIL
SCALE 1:2



4 HORIZONTAL DETAIL
SCALE 1:2

BD. REF :

CLIENT :

SUN HUNG KAI
REAL ESTATE AGENCY LTD.
42/F SUN HUNG KAI CENTRE, WANCHAI, HONGKONG

ARCHITECT :

lwk&partners
a r c h i t e c t s

MANU CONTRACTOR :

Yee Fai
Yee Fai Building Contractors Ltd.

STRUCTURAL ENGINEER :

ARUP
ALPHA CONSULTING LIMITED
Steel Structure & Facade Specialist

FAÇADE CONSULTANT :

ARUP

NOTE :

1. ALL DIMENSIONS ARE IN mm.
2. ALL ELEVATIONS ARE VIEWED FROM OUTSIDE.
3. ALL DIMENSIONS TO BE VERIFIED ON SITE BEFORE FABRICATION.

LEGEND :

X1 --- DETAIL MARK NO.
X001 --- REFER SHEET NO.

1. F.F.L. --- FINISHED FLOOR LEVEL
2. S.F.L. --- STRUCTURAL FLOOR LEVEL
3. (R) --- REVERSED DETAIL
4. GLASS LEGEND

EQ-1 --- 8mmH+12mm AIR GAP+10mmTP THK. I.G.U.
EQ-2 --- 10mm THK. CLEAR TEMPERED GLASS
EQ-4 --- 10mm THK. TEMPERED ACID ETCHED GLASS
EQ-1A --- 8mmH+12mm AIR GAP+8mmTP THK. I.G.U.

NO.	DATE	REVISION	BY
F	21/02/2023	REVISION SUBJECT TO ARCH-COMMENT	lwn
E	25/08/2022	REVISION SUBJECT TO ARCH-COMMENT	lwn
D	02/11/2021	REVISION SUBJECT TO ARCH-COMMENT	lwn
C	30/10/2021	REVISION SUBJECT TO ARCH-COMMENT	lwn
B	18/10/2021	REVISION SUBJECT TO ARCH-COMMENT	lwn
A	30/09/2021	REVISION SUBJECT TO ARCH-COMMENT	lwn

JOB NO. : J-856

PROJECT : PROPOSED DEVELOPMENT ABOVE LIGHT RAIL TIN WING STOP, TSWL NO.23, AREA 33, TIN SHUI WAI, N.T.

TITLE : TYPICAL DETAILS FOR ALUM. WINDOW

DATE : 02-Aug-21 SCALE : 1:40

DRAWN BY : lwnn CHECKED BY :

美特铝质有限公司
MIDI ALUMINIUM FABRICATOR LTD.
Units 6-8, Sunray Industrial Centre, 1/F
610 Cho Kwong Road, Kowloon
Tel: 23489211-4 Fax: (852) 27272666
DWG NO. : J856-SD-PW-DT64 REV. : F

B.D. REF :

CLIENT :

SUN HUNG KAI
REAL ESTATE AGENCY LTD.
42/F, SUN HUNG KAI CENTRE, WANCHAI, HONGKONG

ARCHITECT :

lwk&partners
a r c h i t e c t s

MAIN CONTRACTOR :

怡輝建築有限公司
Yee Fai Building Contractors Ltd.

STRUCTURAL ENGINEER :

ARUP

FAÇADE CONSULTANT :

ALPHA CONSULTING LIMITED
Steel Structure & Façade Specialist

NOTE :

1. ALL DIMENSIONS ARE IN mm.
2. ALL ELEVATIONS ARE VIEWED FROM OUTSIDE.
3. ALL DIMENSIONS TO BE VERIFIED ON SITE BEFORE FABRICATION.

LEGEND :

(X1) — DETAIL MARK NO.
(X001) — REFER SHEET NO.

1. F.F.L. --- FINISHED FLOOR LEVEL
2. S.F.L. --- STRUCTURAL FLOOR LEVEL
3. (R) --- REVERSED DETAIL

4. GLASS LEGEND

- EQ-1-1--8mmH+12mm AIR GAP+10mmTP THK. I.G.U.
EQ-2-2--10mm THK. CLEAR TEMPERED GLASS
EQ-4-4--10mm THK. TEMPERED ACID ETCHED GLASS
EQ-1A-8mmH+12mm AIR GAP+8mmTP THK. I.G.U.

NO.	DATE	REVISION	SUBJECT TO ARCH-COMMENT	BY
C	25/08/2022	REVISION SUBJECT TO ARCH-COMMENT		hwk
B	02/11/2021	REVISION SUBJECT TO ARCH-COMMENT		hwk
A	30/10/2021	REVISION SUBJECT TO ARCH-COMMENT		hwk

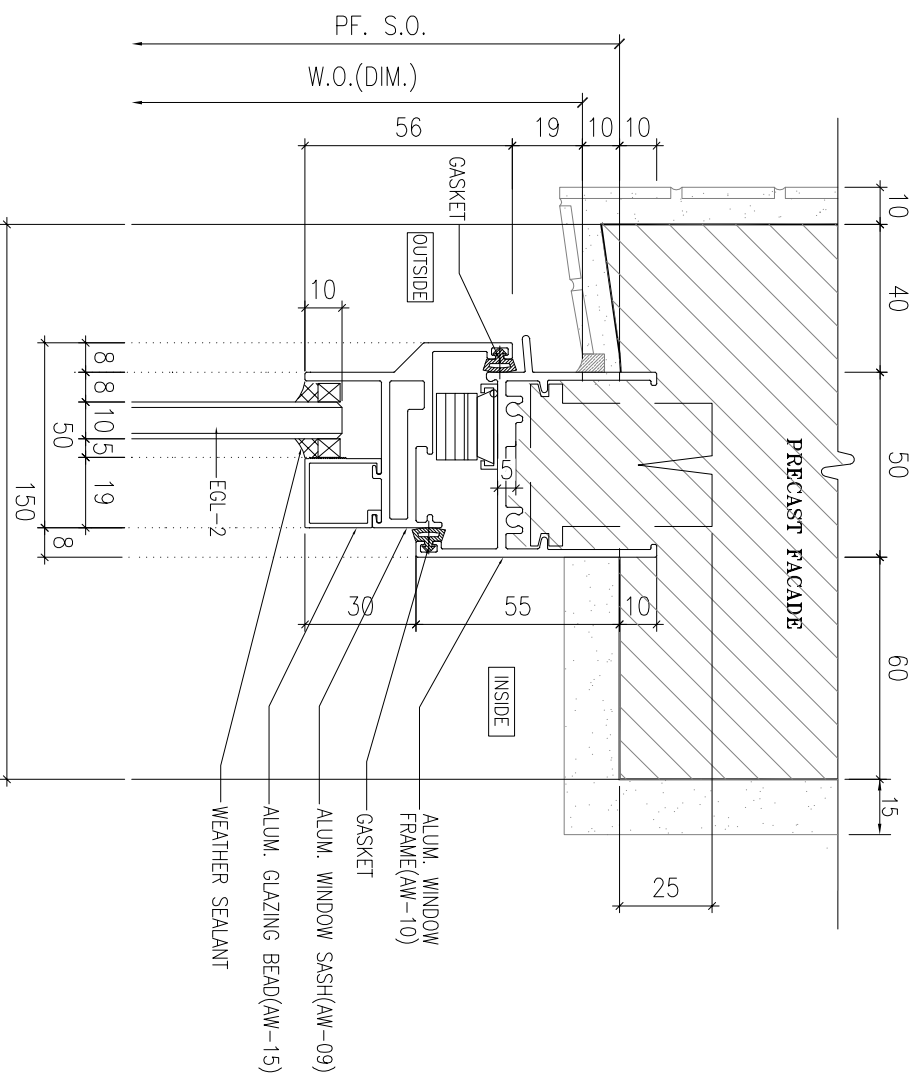
JOB NO. : J-856

PROJECT :
PROPOSED DEVELOPMENT ABOVE
LIGHT RAIL TIN WING STOP-TS/WTL
NO.23,AREA 33,TIN SHUI WAI, N.T.

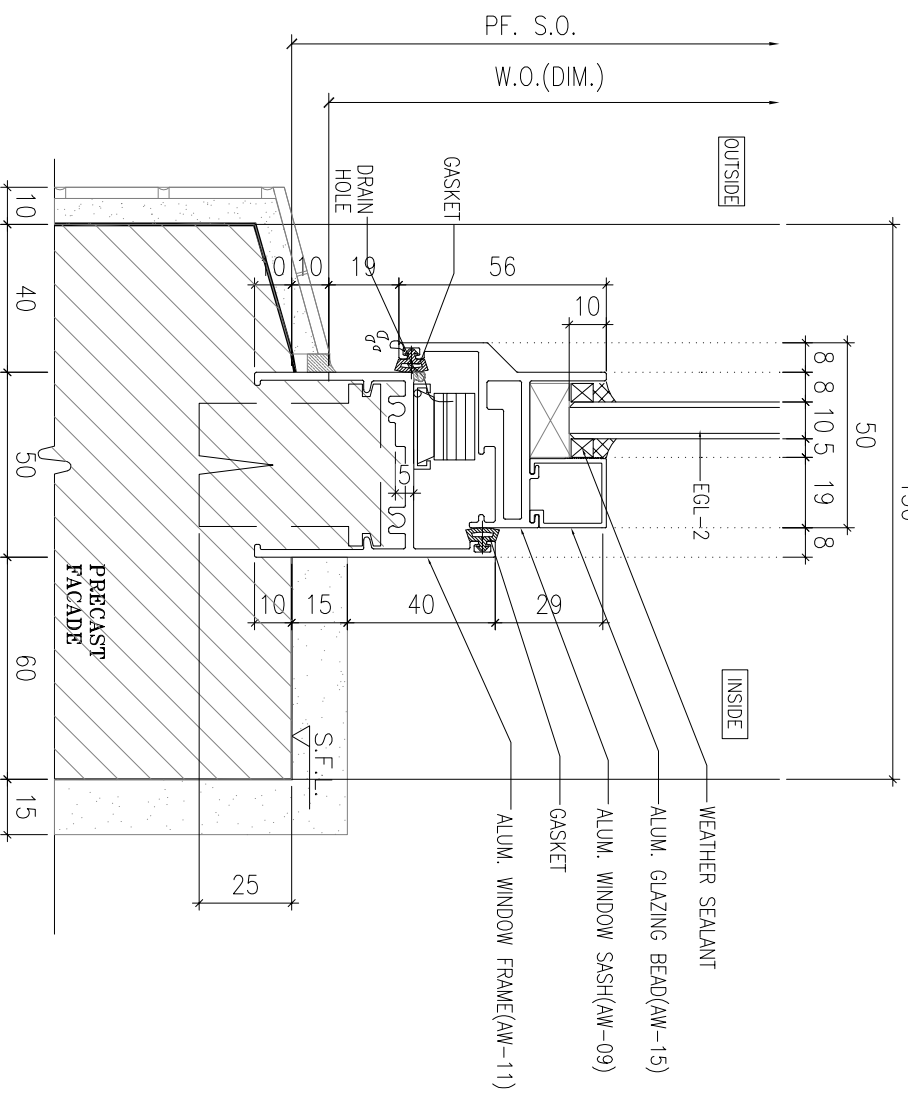
TITLE :
TYPICAL DETAILS FOR
ALUM. WINDOW

DATE : 02-Aug-21 SCALE : 1:40
DRAWN BY : IYVN CHECKED BY :

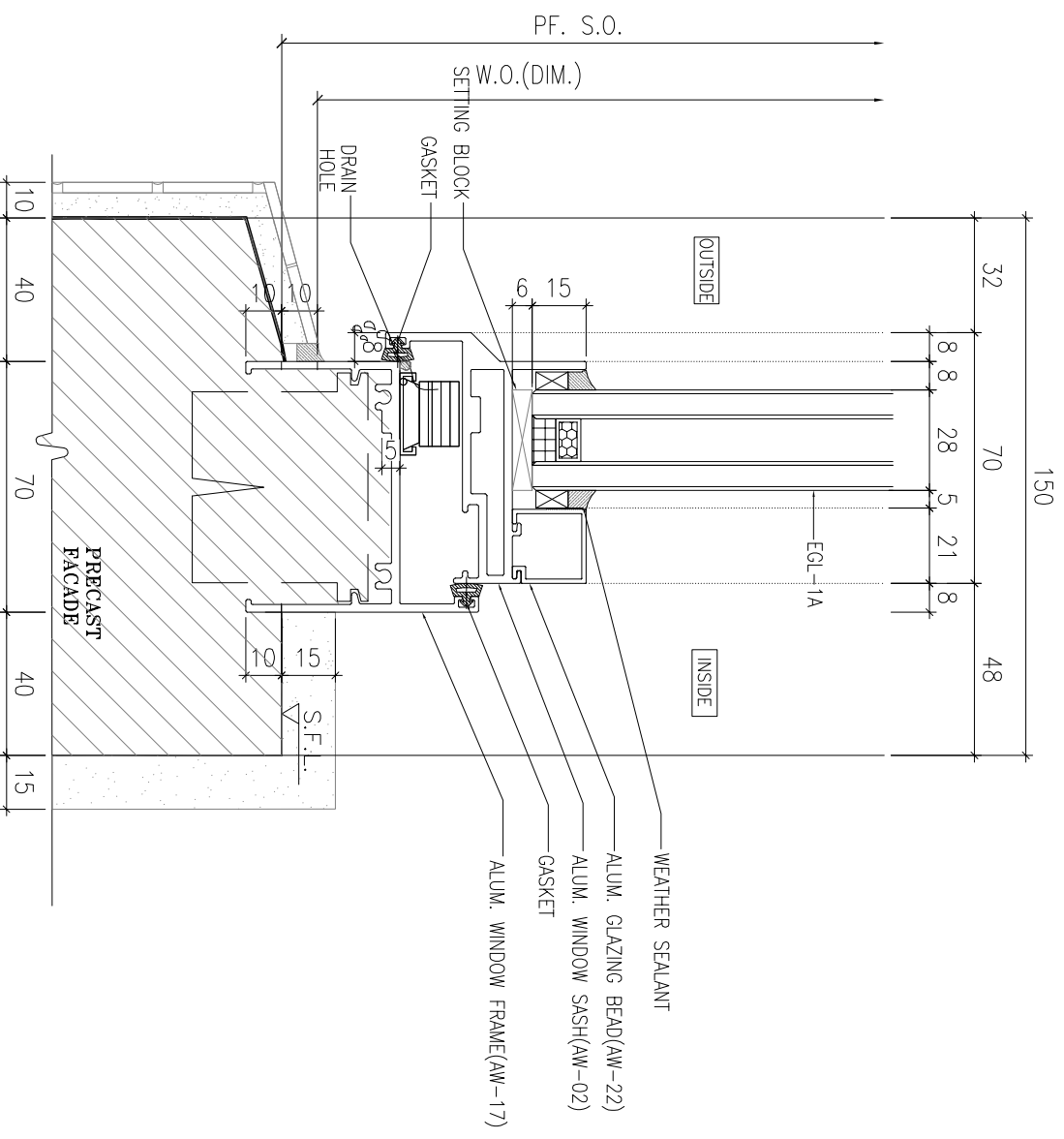
美特鋁質有限公司
MIDI ALUMINIUM FABRICATOR LTD.
Units 6-8, Sunray Industrial Centre, 1/F
610 Cho Kwong Road, Kwunmoon
Tel:23489211-4 Fax:(852)2727666
DWG NO. : J856-SD-PW-DT71 REV. : C



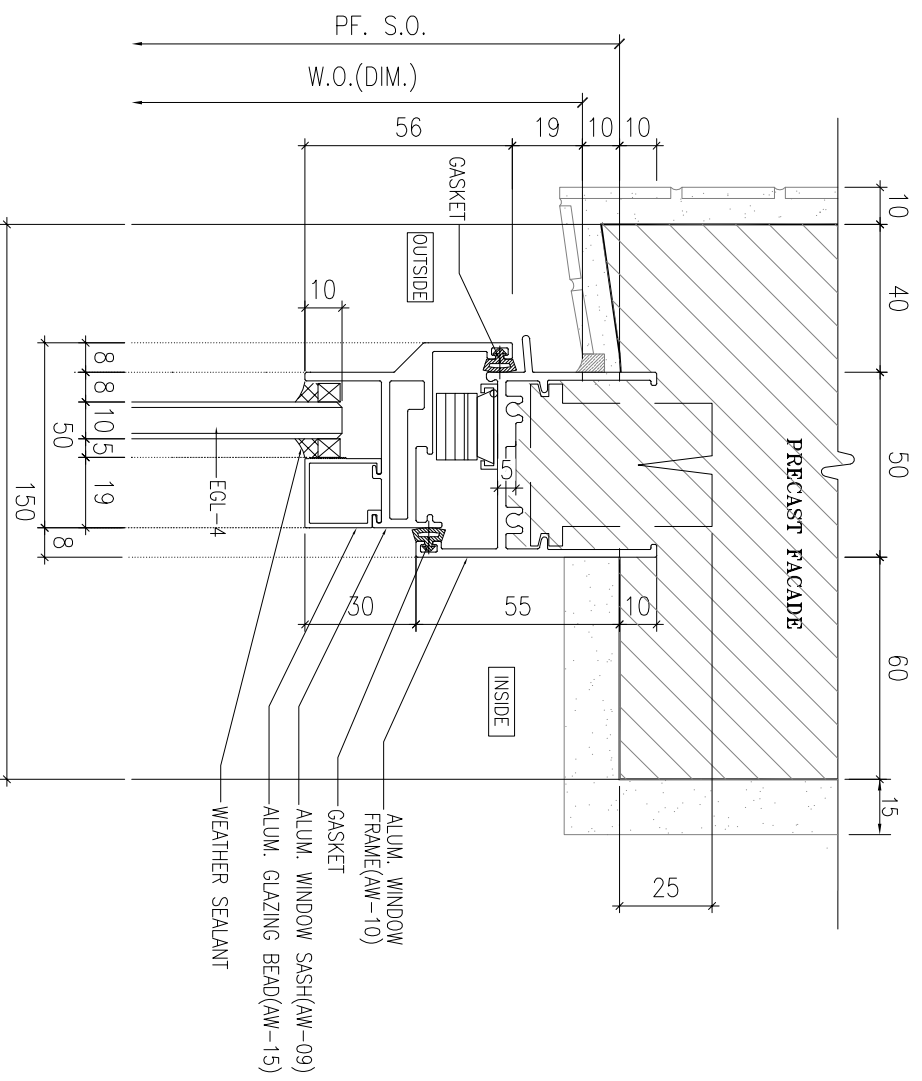
1 VERTICAL DETAIL
SCALE 1:2



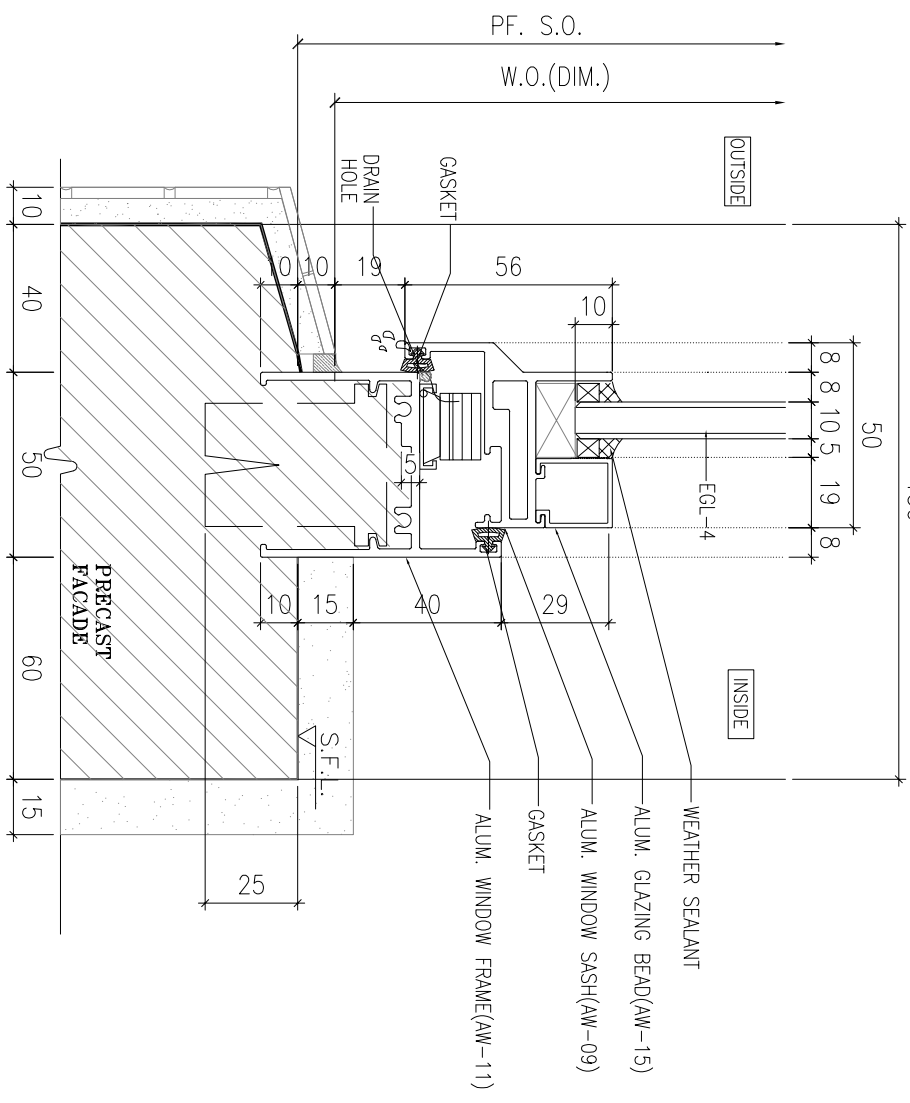
2 VERTICAL DETAIL
SCALE 1:2



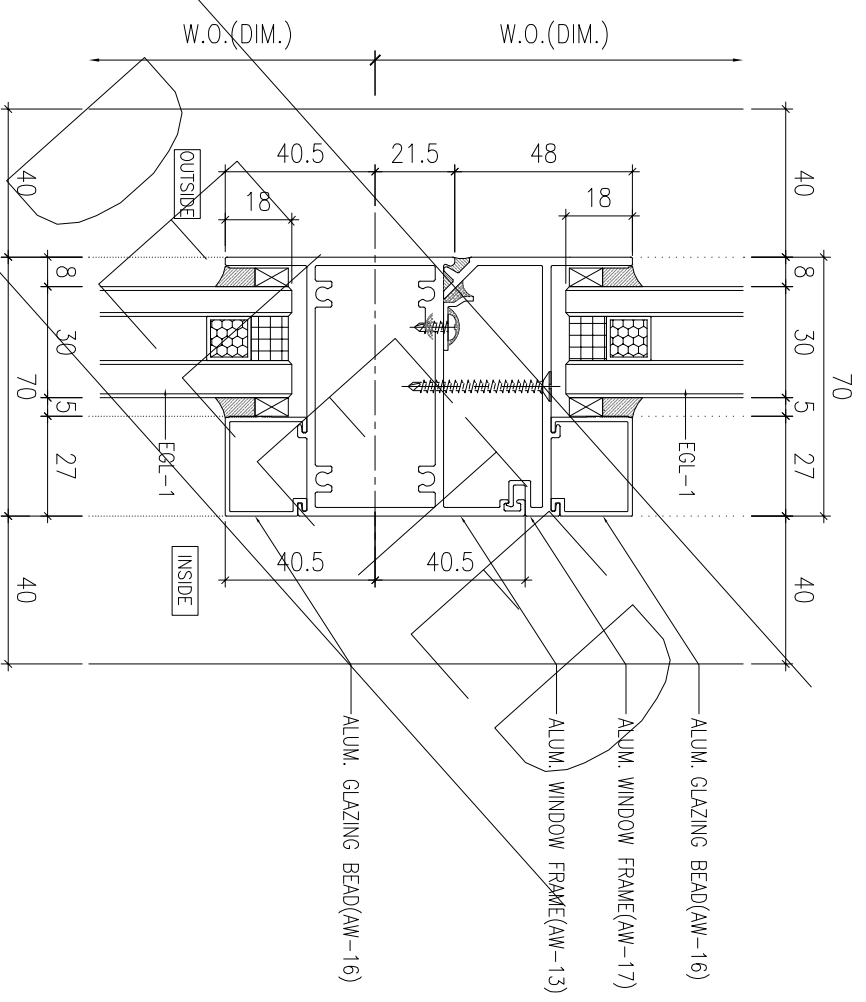
3 VERTICAL DETAIL
SCALE 1:2



1 VERTICAL DETAIL
SCALE 1:2



2 VERTICAL DETAIL
SCALE 1:2



3 VERTICAL DETAIL
SCALE 1:2

BD. REF :

CLIENT :



42/F, SUN HUNG KAI CENTRE, WANCHAI, HONGKONG

ARCHITECT :



MANU CONTRACTOR :



STRUCTURAL ENGINEER :



FAÇADE CONSULTANT :



Steel Structure & Façade Specialist

- NOTE :
1. ALL DIMENSIONS ARE IN mm.
 2. ALL ELEVATIONS ARE VIEWED FROM OUTSIDE.
 3. ALL DIMENSIONS TO BE VERIFIED ON SITE BEFORE FABRICATION.

LEGEND :

- (X1) — DETAIL MARK NO.
- (X001) — REFER SHEET NO.

1. F.F.L. --- FINISHED FLOOR LEVEL
 2. S.F.L. --- STRUCTURAL FLOOR LEVEL
 3. (R) --- REVERSED DETAIL
 4. GLASS LEGEND
- EQL-1 --- 8mmH+12mm AIR GAP+10mmTP THK. I.G.U.
 EQL-2 --- 10mm THK. CLEAR TEMPERED GLASS
 EQL-4 --- 10mm THK. TEMPERED ACID ETCHED GLASS
 EQL-1A --- 8mmH+12mm AIR GAP+8mmTP THK. I.G.U.

NO.	DATE	REVISION	REVISION SUBJECT TO ARCH-COMMENT	BY
C	25/08/2022	REVISION SUBJECT TO ARCH-COMMENT		hwn
B	02/11/2021	REVISION SUBJECT TO ARCH-COMMENT		hwn
A	30/09/2021	REVISION SUBJECT TO ARCH-COMMENT		hwn

JOB NO. : J-856

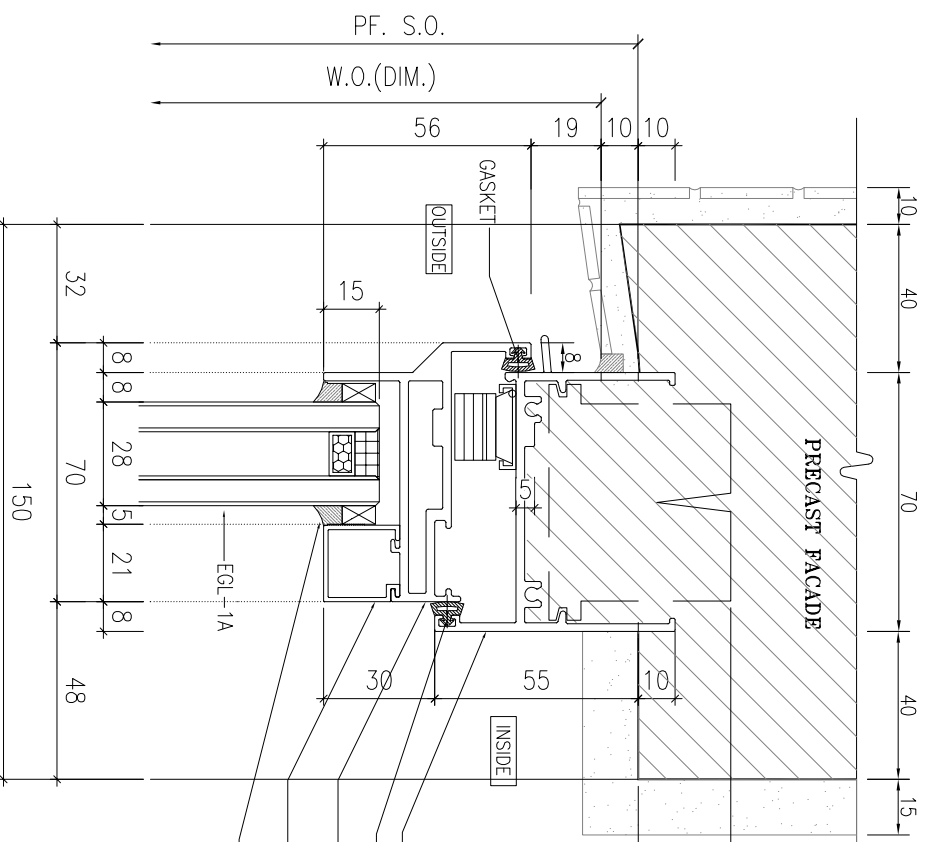
PROJECT : PROPOSED DEVELOPMENT ABOVE LIGHT RAIL TIN WING STOP-TSWTL NO.23,AREA 33,TIN SHUI WAI, N.T.

TITLE : TYPICAL DETAILS FOR ALUM. WINDOW

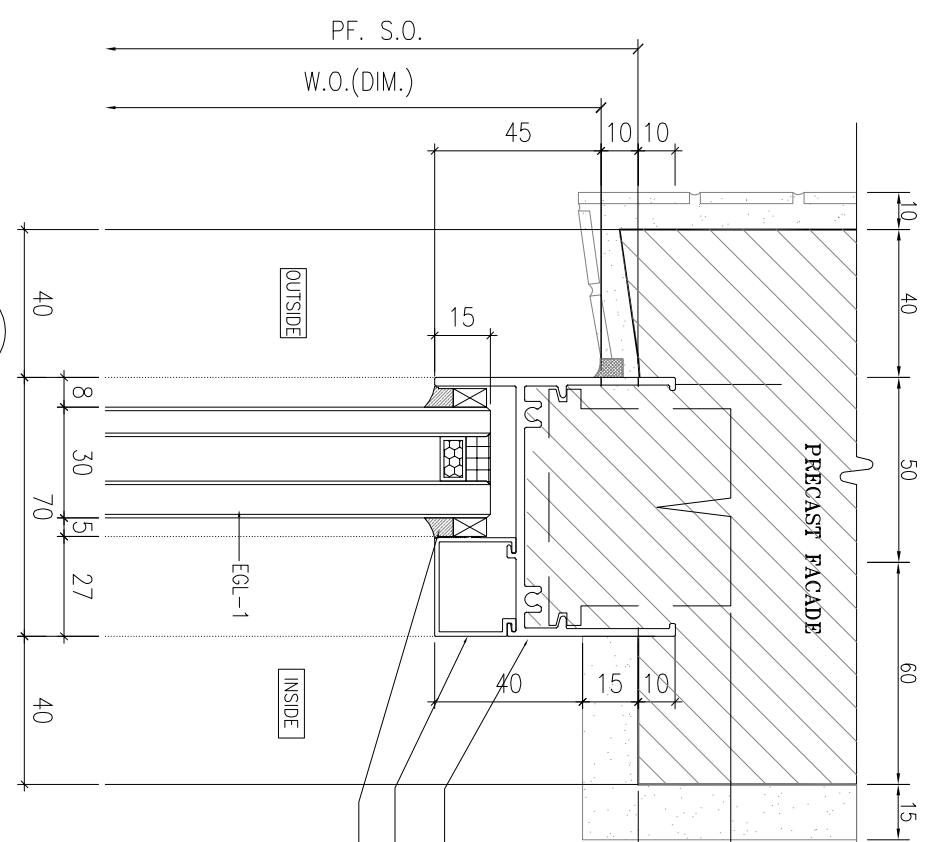
DATE : 02-Aug-21 SCALE : 1:40

DRAWN BY : IYVN CHECKED BY :

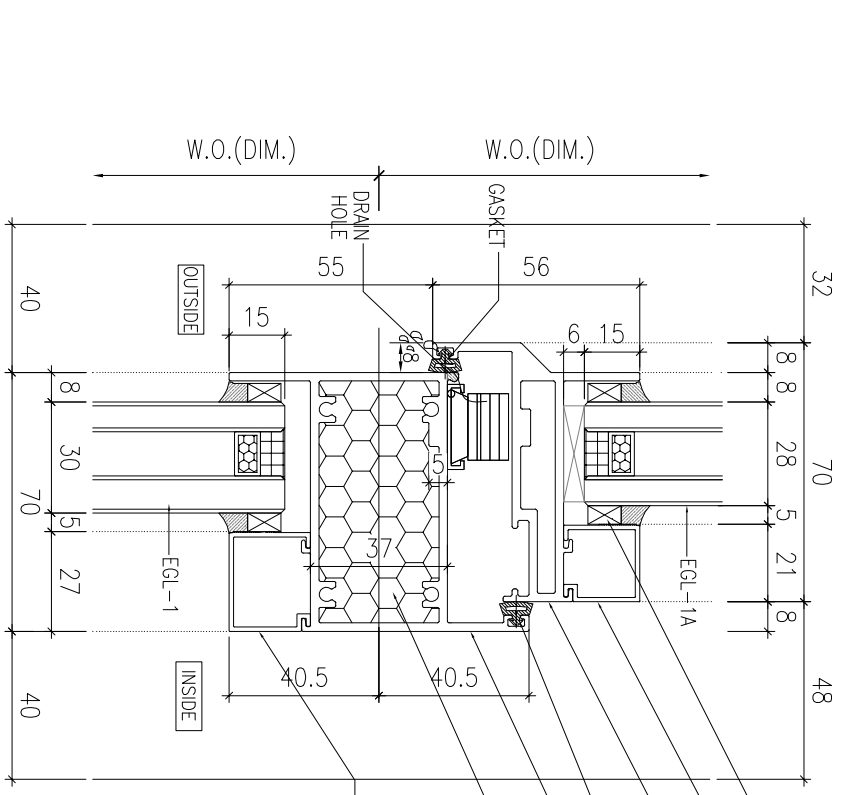
美特鋁質有限公司
 MDI ALUMINIUM FABRICATOR LTD.
 Units 6-8, Sunray Industrial Centre, 1/F
 610 Cho Kwong Road, Kwailoon
 Tel:23489211-4 Fax:(852)2727666
 DWG NO. : J856-SD-PW-DT71a REV. : C



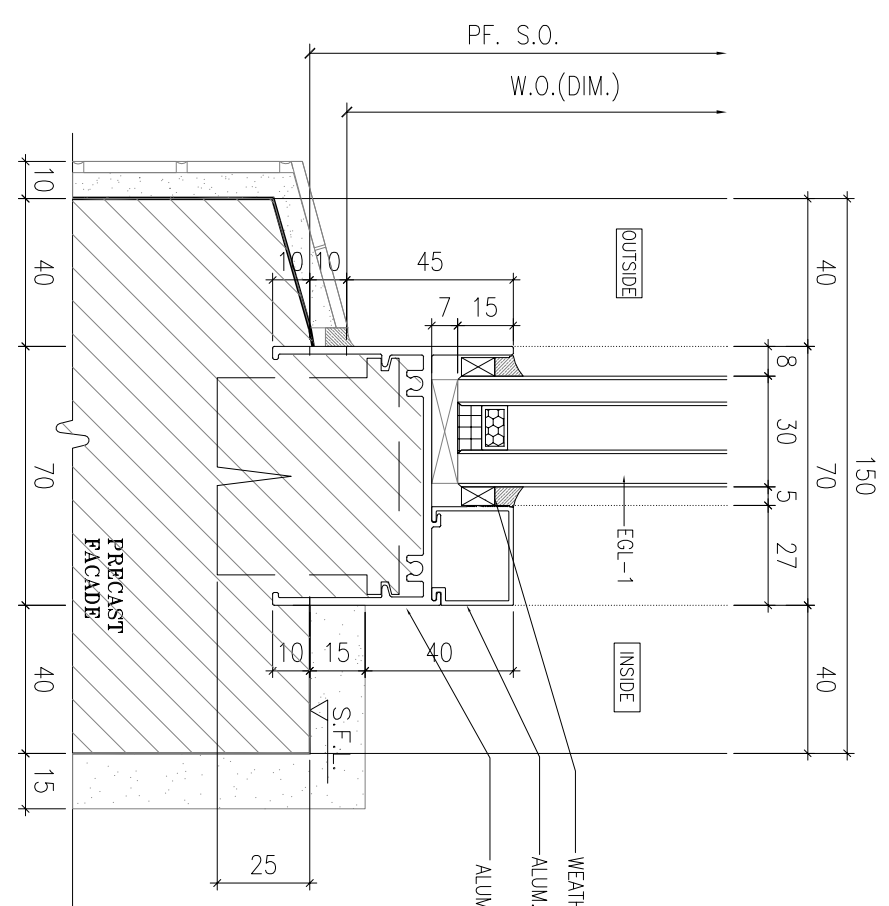
1 VERTICAL DETAIL
SCALE 1:2



3 VERTICAL DETAIL
SCALE 1:2



2 VERTICAL DETAIL
SCALE 1:2



4 VERTICAL DETAIL
SCALE 1:2

B.D. REF :

CLIENT :



42/F, SUN HUNG KAI CENTRE, WANCHAI, HONGKONG

ARCHITECT :



MAIN CONTRACTOR :



STRUCTURAL ENGINEER :



FAÇADE CONSULTANT :



Steel Structure & Façade Specialist

- NOTE :
1. ALL DIMENSIONS ARE IN mm.
 2. ALL ELEVATIONS ARE VIEWED FROM OUTSIDE.
 3. ALL DIMENSIONS TO BE VERIFIED ON SITE BEFORE FABRICATION.
- LEGEND :
- X1 - DETAIL MARK NO.
X001 - REFER SHEET NO.
1. F.F.L. --- FINISHED FLOOR LEVEL
 2. S.F.L. --- STRUCTURAL FLOOR LEVEL
 3. (R) --- REVERSED DETAIL
4. GLASS LEGEND
- EQL-1 --- 8mmH5+12mm AIR GAP+10mmTP THK. I.G.U.
- EQL-2 --- 10mm THK. CLEAR TEMPERED GLASS
- EQL-4 --- 10mm THK. TEMPERED ACID ETCHED GLASS
- EQL-1A --- 8mmH5+12mm AIR GAP+8mmTP THK. I.G.U.

NO.	DATE	REVISION	REVISION SUBJECT TO ARCH-COMMENT	BY
C	25/08/2022	REVISION SUBJECT TO ARCH-COMMENT	None	None
B	02/11/2021	REVISION SUBJECT TO ARCH-COMMENT	None	None
A	30/07/2021	REVISION SUBJECT TO ARCH-COMMENT	None	None

JOB NO. : J-856

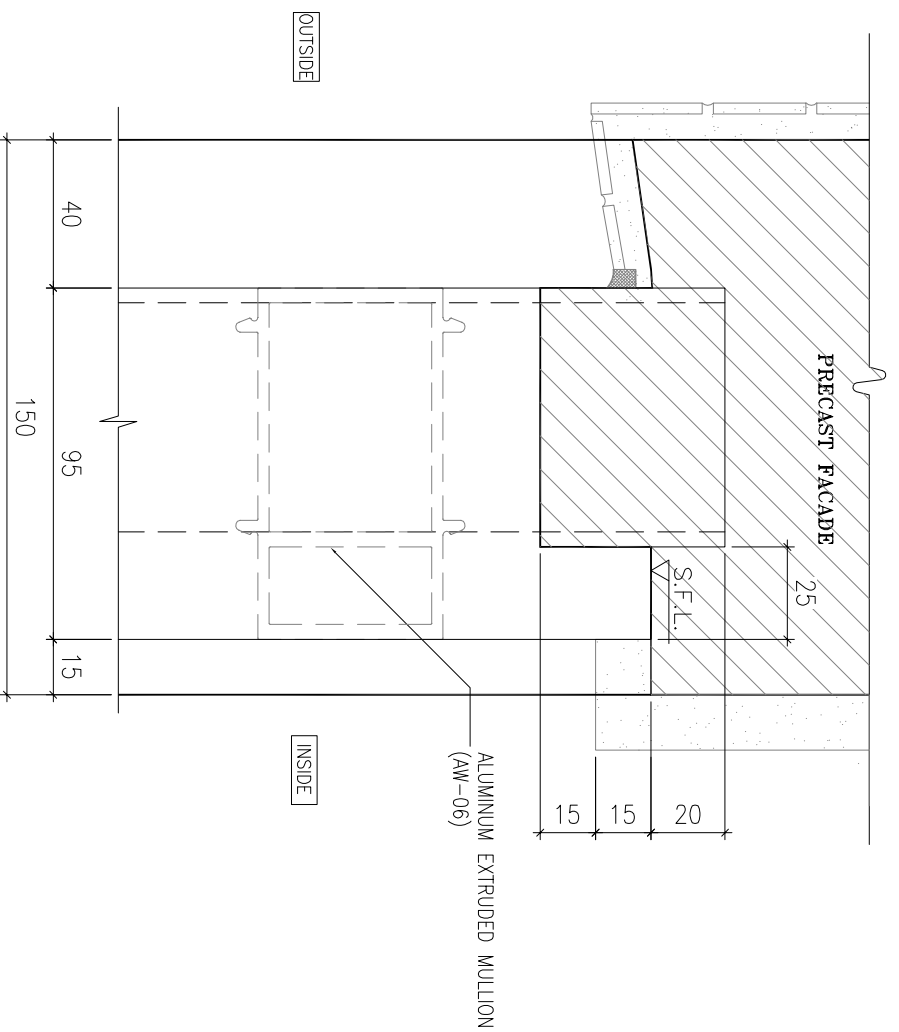
PROJECT : PROPOSED DEVELOPMENT ABOVE LIGHT RAIL TIN WING STOP-TSWTL NO.23,AREA 33,TIN SHUI WAI, N.T.

TITLE : TYPICAL DETAILS FOR ALUM. WINDOW

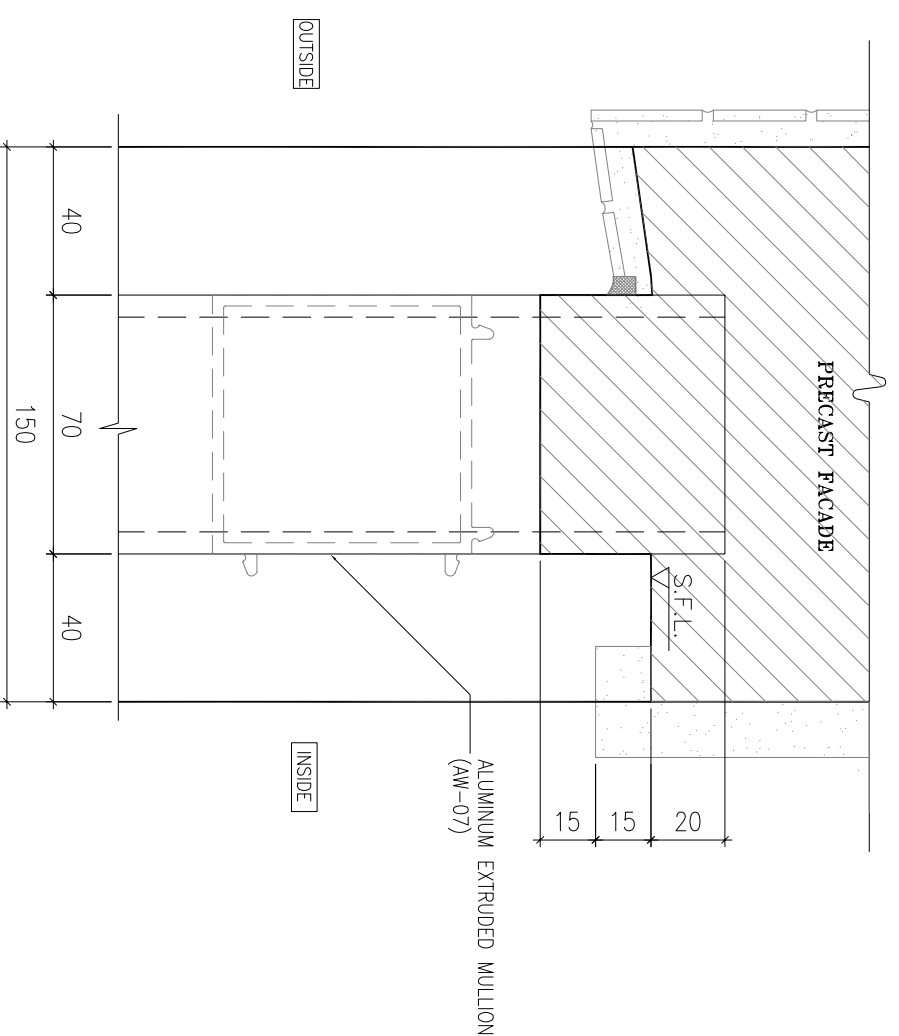
DATE : 02-Aug-21 SCALE : 1:40

DRAWN BY : IYVN CHECKED BY :

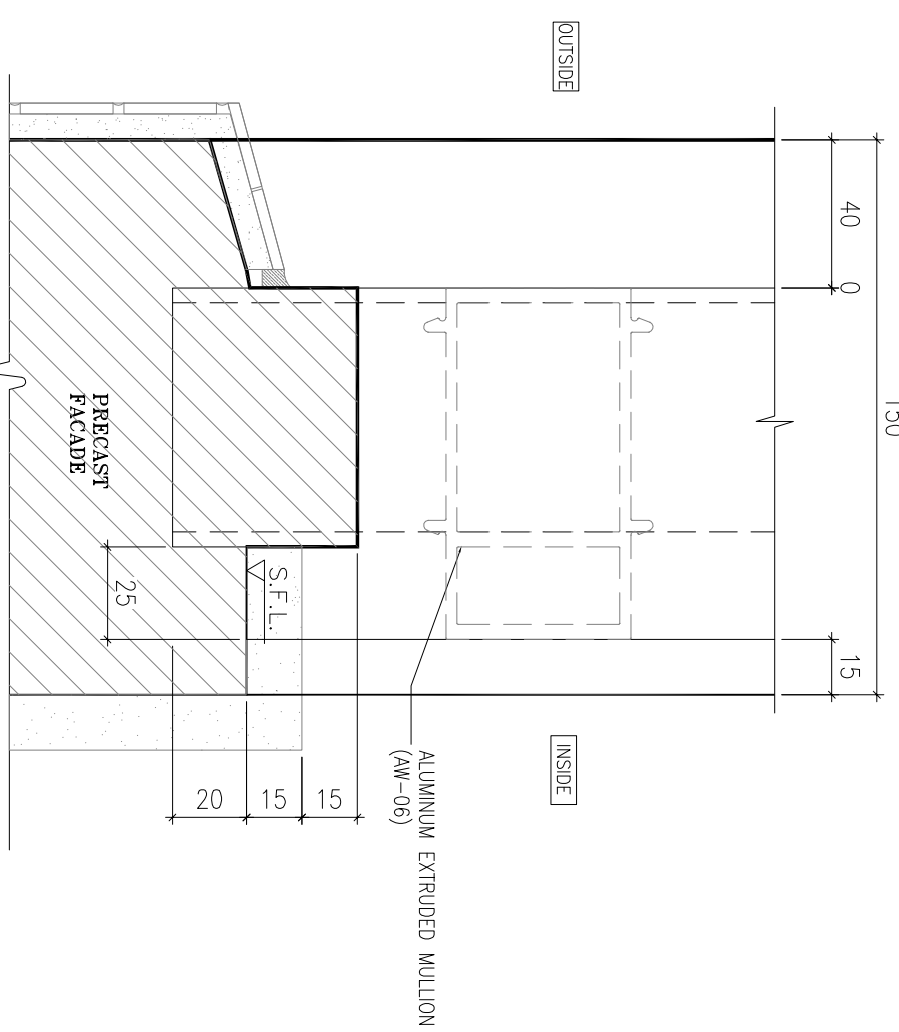
美特鋁質有限公司
MIDI ALUMINIUM FABRICATOR LTD.
Units 6-8, Sunray Industrial Centre, 1/F
610 Cho Kwai Ling Road, Kowloon
Tel:23489211-4 Fax:(852)27727666
DWG NO. : J856-SD-PW-D172 REV : C



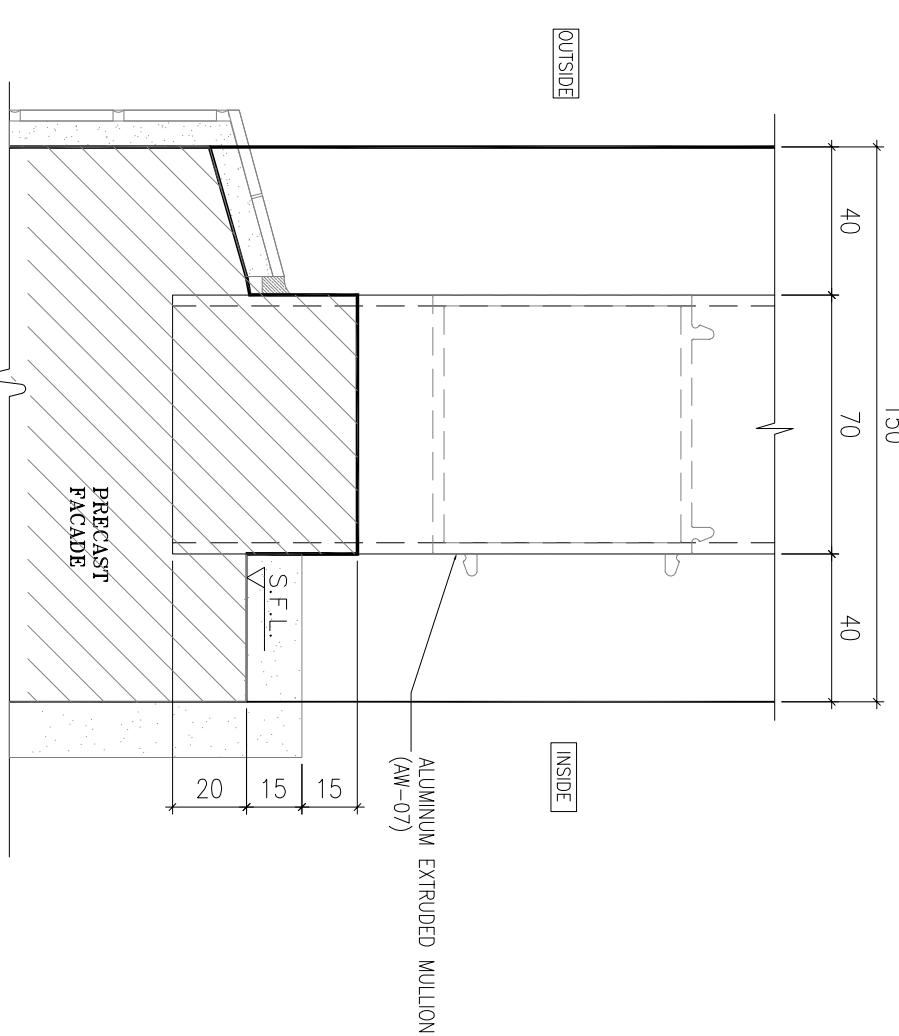
1 VERTICAL DETAIL
SCALE 1:2



3 VERTICAL DETAIL
SCALE 1:2



2 VERTICAL DETAIL
SCALE 1:2



4 VERTICAL DETAIL
SCALE 1:2

B.D. REF :

CLIENT :

SUN HUNG KAI
REAL ESTATE AGENCY LTD.
42/F, SUN HUNG KAI CENTRE, WANCHAI, HONGKONG

ARCHITECT :

lwk&partners
a r c h i t e c t s

MAIN CONTRACTOR :

怡輝建築有限公司
Yee Fai Building Contractors Ltd.

STRUCTURAL ENGINEER :

ARUP

FAÇADE CONSULTANT:

ALPHA CONSULTING LIMITED
Steel Structure & Façade Specialist

NOTE :

1. ALL DIMENSIONS ARE IN mm.
2. ALL ELEVATIONS ARE VIEWED FROM OUTSIDE.
3. ALL DIMENSIONS TO BE VERIFIED ON SITE BEFORE FABRICATION.

LEGEND :

X1 — DETAIL MARK NO.
X001 — REFER SHEET NO.

1. F.F.L. --- FINISHED FLOOR LEVEL
2. S.F.L. --- STRUCTURAL FLOOR LEVEL
3. (R) --- REVERSED DETAIL

4. GLASS LEGEND

- EQ.-1 --- 8mmH+12mm AIR GAP+10mmTP THK. I.G.U.
EQ.-2 --- 10mm THK. CLEAR TEMPERED GLASS
EQ.-4 --- 10mm THK. TEMPERED ACID ETCHED GLASS
EQ.-1A --- 8mmH+12mm AIR GAP+8mmTP THK. I.G.U.

NO.	DATE	REVISION	REVISION SUBJECT TO ARCH-COMMENT	BY
C	02/11/2021	REVISION SUBJECT TO ARCH-COMMENT	hwn	
B	30/10/2021	REVISION SUBJECT TO ARCH-COMMENT	hwn	
A	30/09/2021	REVISION SUBJECT TO ARCH-COMMENT	hwn	

JOB NO. : J-856

PROJECT : PROPOSED DEVELOPMENT ABOVE LIGHT RAIL TIN WING STOP,TSWTL NO.23,AREA 33,TIN SHUI WAL, N.T.

TITLE : TYPICAL DETAILS FOR ALUM. WINDOW

DATE : 02-Aug-21 SCALE : 1:40

DRAWN BY : IYVN CHECKED BY :

美特鋁質有限公司
MIDI ALUMINIUM FABRICATOR LTD.
Units 6-8, Sunray Industrial Centre, 1/F
610 Cho Kwong Road, Kwai Moon
Tel:23489211-4 Fax:(852)27272666

DWG NO. : J856-SD-PW-DT73 REV. : C

CLIENT :

SUN HUNG KAI
REAL ESTATE AGENCY LTD.
 42/F, SUN HUNG KAI CENTRE, WANCHAI, HONGKONG

ARCHITECT :

lwk&partners
 a r c h i t e c t s

MAIN CONTRACTOR :

怡輝建築有限公司
Yee Fai Building Contractors Ltd.

STRUCTURAL ENGINEER :

ARUP

FAÇADE CONSULTANT :

ALPHA CONSULTING LIMITED
 Steel Structure & Façade Specialist

NOTE :

1. ALL DIMENSIONS ARE IN mm.
2. ALL ELEVATIONS ARE VIEWED FROM OUTSIDE.
3. ALL DIMENSIONS TO BE VERIFIED ON SITE BEFORE FABRICATION.

LEGEND :

- (X1) --- DETAIL MARK NO.
- (X001) --- REFER SHEET NO.

1. F.F.L. --- FINISHED FLOOR LEVEL
2. S.F.L. --- STRUCTURAL FLOOR LEVEL
3. (R) --- REVERSED DETAIL
4. GLASS LEGEND

EQ-1 --- 8mmH^S+12mm AIR GAP+10mmTP THK. I.G.U.
 EQ-2 --- 10mm THK. CLEAR TEMPERED GLASS
 EQ-4 --- 10mm THK. TEMPERED ACID ETCHED GLASS
 EQ-1A --- 8mmH^S+12mm AIR GAP+8mmTP THK. I.G.U.

NO.	DATE	REASON	BY

JOB NO. : J-856

PROJECT : PROPOSED DEVELOPMENT ABOVE LIGHT RAIL TIN WING STOP/TSWTL NO.23,AREA 33,TIN SHUI WAI, N.T.

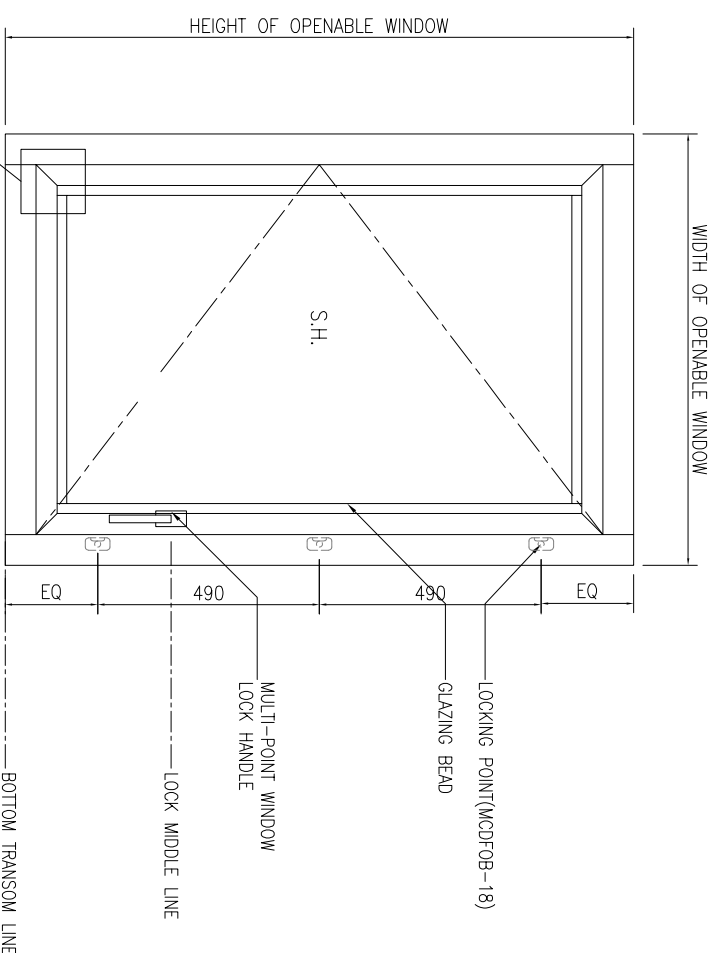
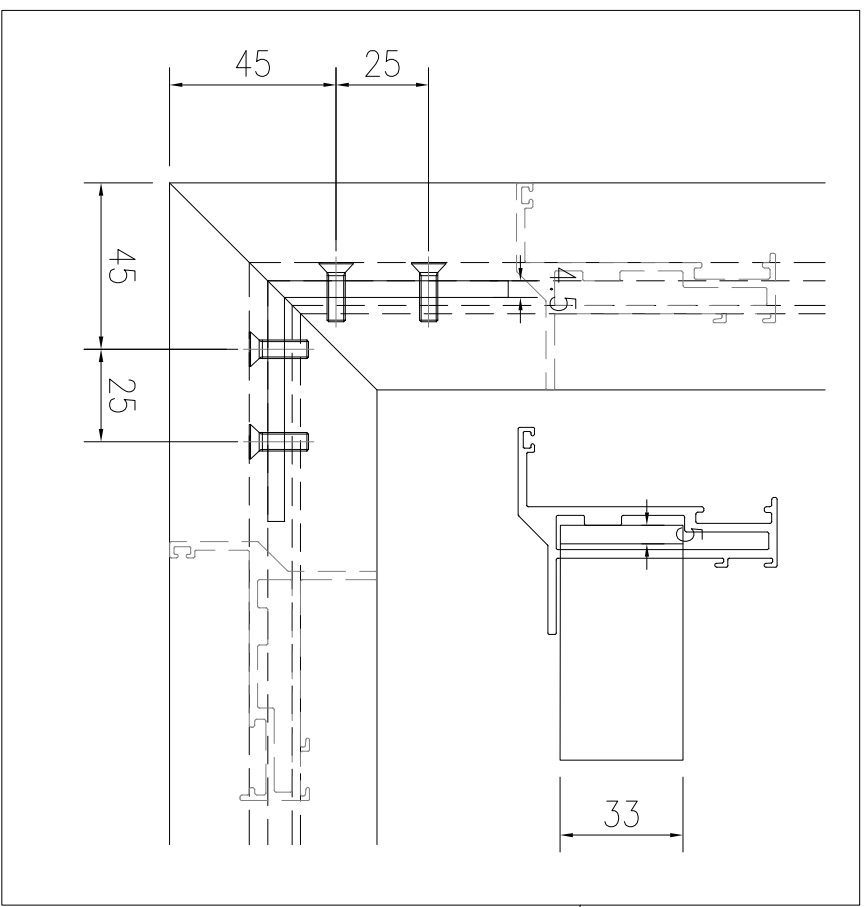
TITLE : ALUM. WINDOW SECTION
 TYPICAL LOOK & HINGES DETAIL

DATE : 02-Aug-21 SCALE : 1:40

DRAWN BY : IYON CHECKED BY :

美特鋁質有限公司
MDI ALUMINIUM FABRICATOR LTD.
 Units 6-8, Sunray Industrial Centre, 1/F
 610 Cho Kwo Ling Road, Kowloon
 Tel:23489211-4 Fax:(852)2727666
 DWG NO. : J856-SD-PW-DT74 REV. : -

70窗



01 TYPICAL SECTION

S.F.L.

B.D. REF :

CLIENT :

SUN HUNG KAI
REAL ESTATE AGENCY LTD.

42/F, SUN HUNG KAI CENTRE, WANCHAI, HONGKONG

ARCHITECT :

lwk&partners
a r c h i t e c t s

MAIN CONTRACTOR :

Yee Fai 怡輝建築有限公司
Building Contractors Ltd.

STRUCTURAL ENGINEER :

ARUP

FAÇADE CONSULTANT :

ALPHA CONSULTING LIMITED
Steel Structure & Façade Specialist

NOTE :

1. ALL DIMENSIONS ARE IN mm.
2. ALL ELEVATIONS ARE VIEWED FROM OUTSIDE.
3. ALL DIMENSIONS TO BE VERIFIED ON SITE BEFORE FABRICATION.

LEGEND :

X1 --- DETAIL MARK NO.
X001 --- REFER SHEET NO.

1. F.F.L. --- FINISHED FLOOR LEVEL
2. S.F.L. --- STRUCTURAL FLOOR LEVEL
3. (R) --- REVERSED DETAIL
4. GLASS LEGEND

EQ-1 --- 8mmH⁵+12mm AIR GAP+10mmTP THK. I.G.U.
 EQ-2 --- 10mm THK. CLEAR TEMPERED GLASS
 EQ-4 --- 10mm THK. TEMPERED ACID ETCHED GLASS
 EQ-1A --- 8mmH⁵+12mm AIR GAP+8mmTP THK. I.G.U.

NO.	DATE	REVISION	BY

JOB NO. : J-856

PROJECT : PROPOSED DEVELOPMENT ABOVE
 LIGHT RAIL TIN WING STOP/TSWTL
 NO.23,AREA 33,TIN SHUI WAL, N.T.

TITLE :

ALUM. WINDOW SECTION
TYPICAL LOOK & HINGES DETAIL

DATE : 02-Aug-21 SCALE : 1:40

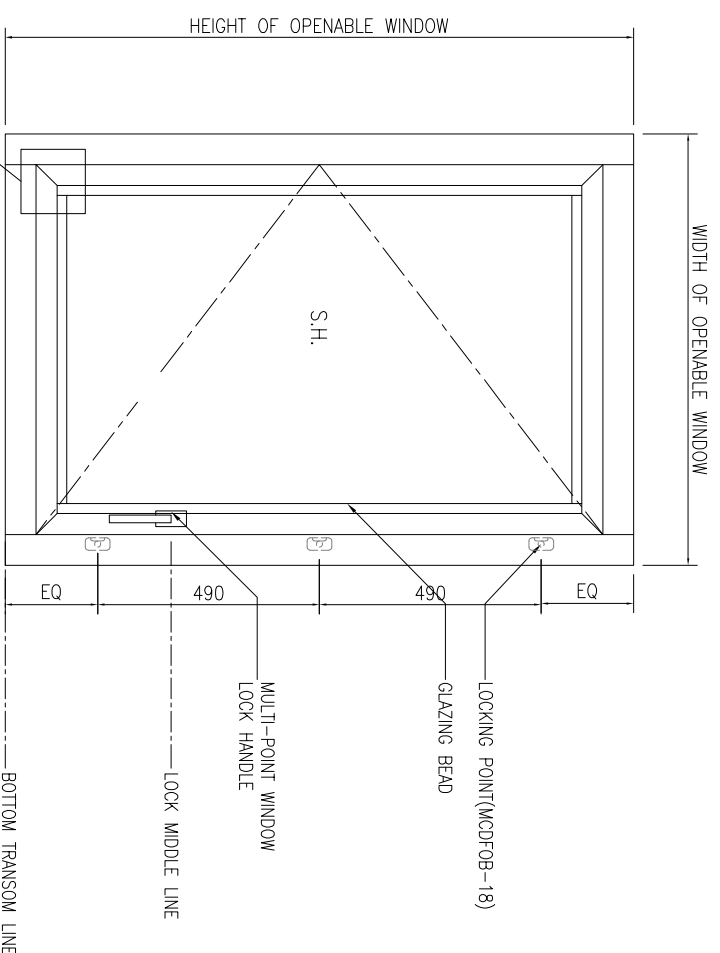
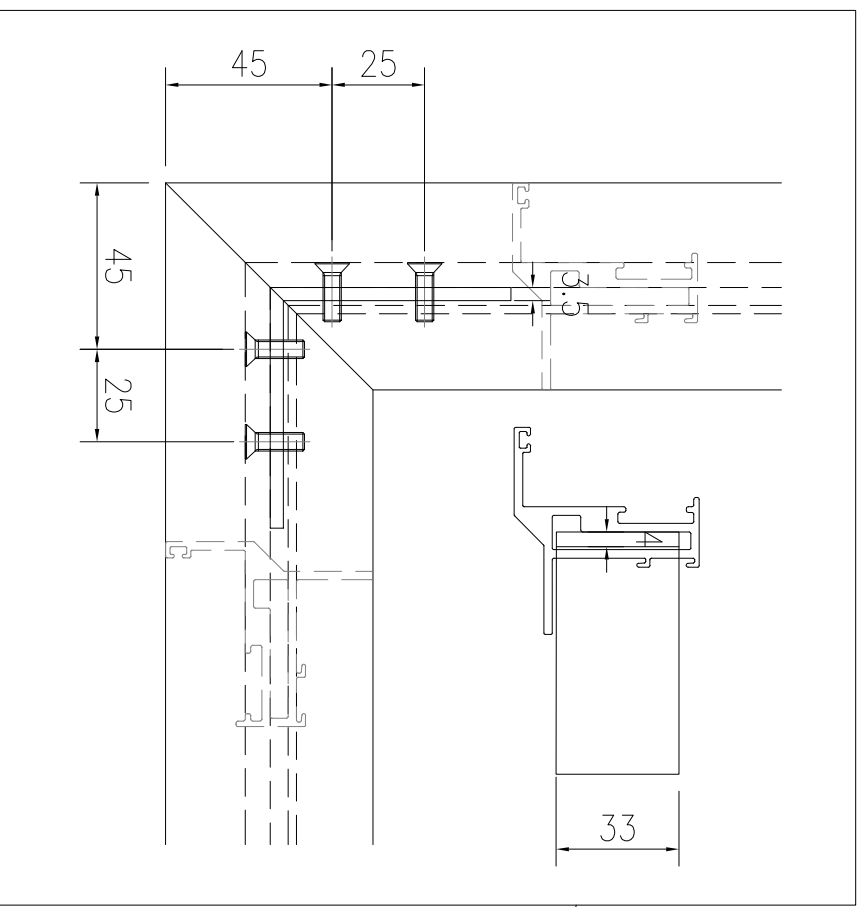
DRAWN BY : IYON CHECKED BY :

美特鋁質有限公司
MDI ALUMINIUM FABRICATOR LTD.

Units 6-8, Sunray Industrial Centre, 1/F
 610 Cho Kwo Ling Road, Kowloon
 Tel:23489211-4 Fax:(852)2727666

DWG NO. : J856-SD-PW-D174c REV. : -

50窗



01 TYPICAL SECTION

S.F.L.

B.D. REF :

CLIENT :

SUN HUNG KAI
REAL ESTATE AGENCY LTD.
42/F, SUN HUNG KAI CENTRE, WANCHAI, HONGKONG

ARCHITECT :

lwk&partners
a r c h i t e c t s

MAIN CONTRACTOR :

怡輝建築有限公司
Yee Fai Building Contractors Ltd.

STRUCTURAL ENGINEER :

ARUP

FAÇADE CONSULTANT:

ALPHA CONSULTING LIMITED
Steel Structure & Façade Specialist

NOTE :

1. ALL DIMENSIONS ARE IN mm.
2. ALL ELEVATIONS ARE VIEWED FROM OUTSIDE.
3. ALL DIMENSIONS TO BE VERIFIED ON SITE BEFORE FABRICATION.

LEGEND :

(X1) --- DETAIL MARK NO.
(X001) --- REFER SHEET NO.

1. F.F.L. --- FINISHED FLOOR LEVEL
2. S.F.L. --- STRUCTURAL FLOOR LEVEL
3. (R) --- REVERSED DETAIL
4. GLASS LEGEND

EQ-1 --- 8mmH⁵+12mm AIR GAP+10mmTP THK. I.G.U.
 EQ-2 --- 10mm THK. CLEAR TEMPERED GLASS
 EQ-4 --- 10mm THK. TEMPERED ACID ETCHED GLASS
 EQ-1A --- 8mmH⁵+12mm AIR GAP+8mmTP THK. I.G.U.

NO.	DATE	REVISION	SUBJECT TO ARCH-COMMENT	BY
B	05/09/2022	REVISION SUBJECT TO ARCH-COMMENT		lwk
A	03/01/2022	REVISION SUBJECT TO ARCH-COMMENT		lwk

JOB NO. : J-856

PROJECT : PROPOSED DEVELOPMENT ABOVE LIGHT RAIL TIN WING STOP-TSMTL NO.23,AREA 33,TIN SHUI WAL, N.T.

TITLE : TYPICAL EARTHING BONDING DETAILS OF PRECAST

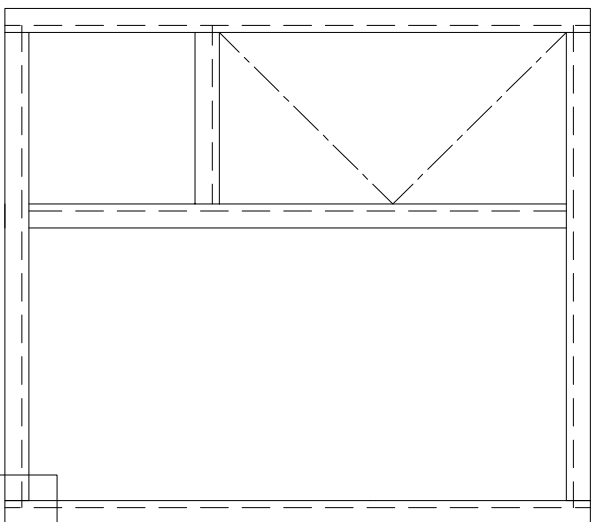
DATE : 02-Aug-21 SCALE : 1:40

DRAWN BY : lwnn CHECKED BY :

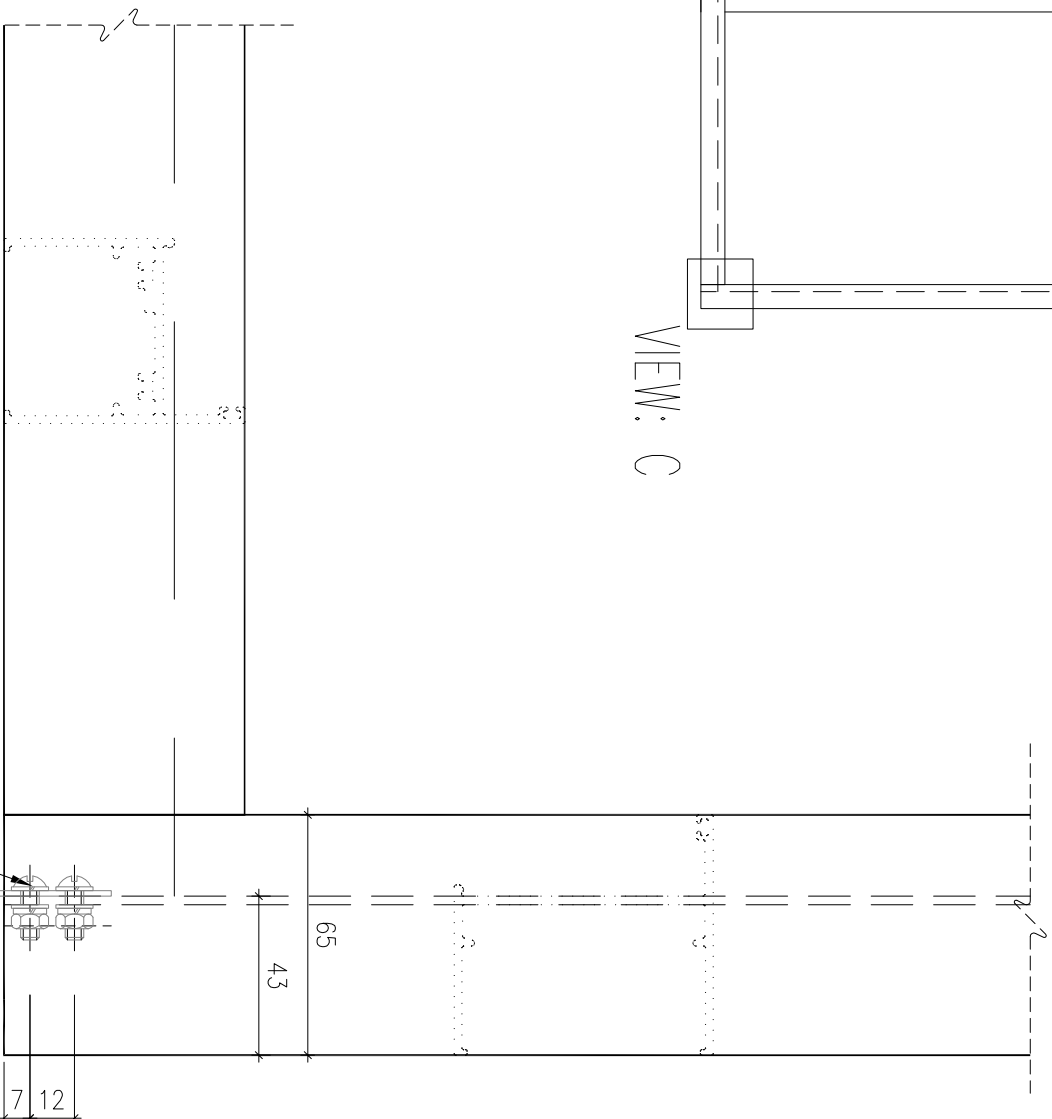
UNITED ALUMINUM FABRICATOR LTD.

美特鋁質有限公司
MDI ALUMINUM FABRICATOR LTD.
Units 6-8, Sunray Industrial Centre, 1/F
610 Cho Kwo Ling Road, Kowloon
Tel:23489211-4 Fax:(852)2727666

DWG NO. : J856-SD-PW-DT76 REV. : B

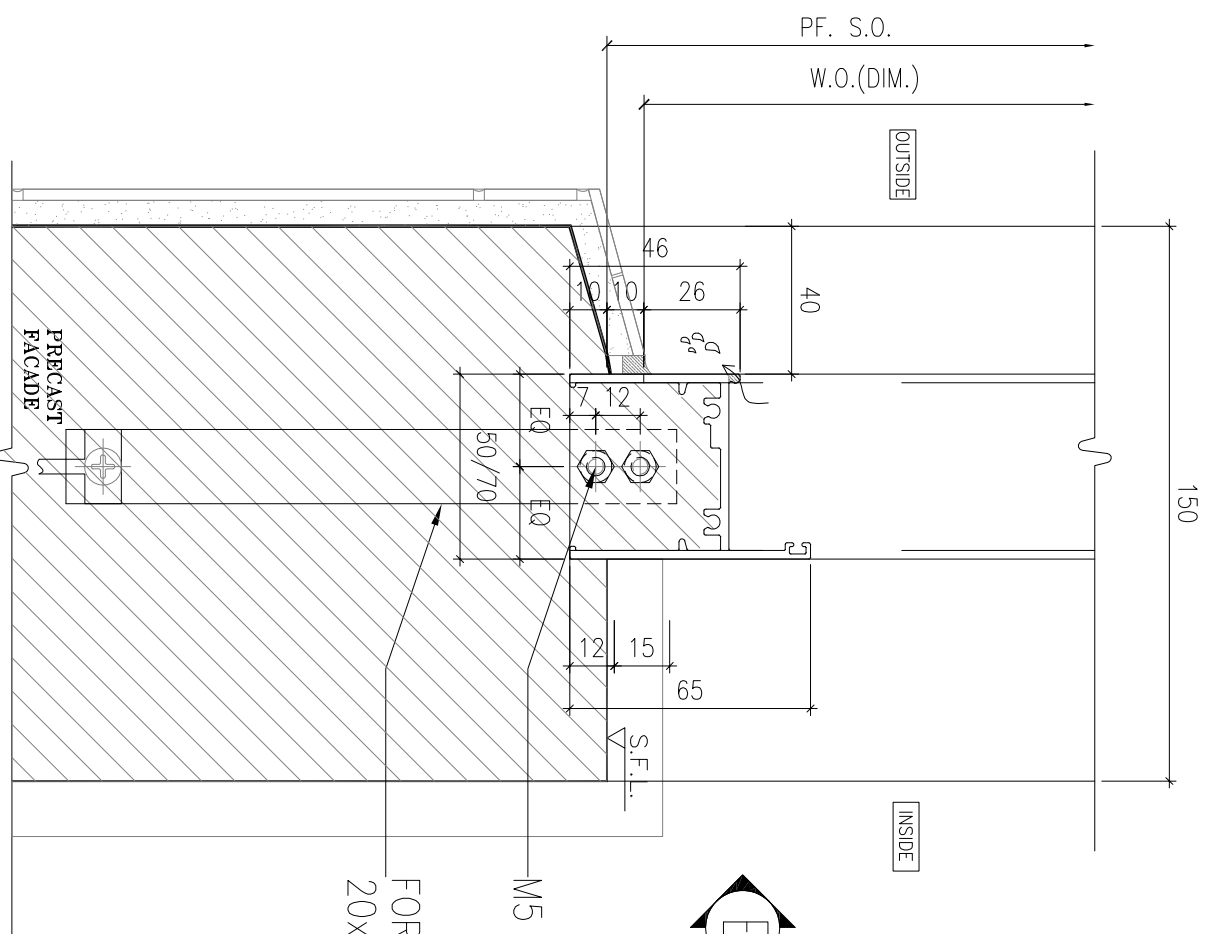


VIEW: C



M5 S.S. SCREW
 FOR EARTH BONDING
 20x1.5mm THK. ALUM. BRACKET

VIEW: C



1 VERTICAL DETAIL

M5 S.S. SCREW
 FOR EARTH BONDING
 20x1.5mm THK. ALUM. BRACKET



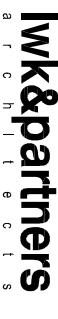
B.D. REF :

CLIENT :



42/F, SUN HUNG KAI CENTRE, WANCHAI, HONGKONG

ARCHITECT :



MAIN CONTRACTOR :



STRUCTURAL ENGINEER :



FAÇADE CONSULTANT :



Steel Structure & Façade Specialist

- NOTE :
1. ALL DIMENSIONS ARE IN mm.
 2. ALL ELEVATIONS ARE VIEWED FROM OUTSIDE.
 3. ALL DIMENSIONS TO BE VERIFIED ON SITE BEFORE FABRICATION.

LEGEND :

- (X1) --- DETAIL MARK NO.
- (X001) --- REFER SHEET NO.

1. F.F.L. --- FINISHED FLOOR LEVEL
 2. S.F.L. --- STRUCTURAL FLOOR LEVEL
 3. (R) --- REVERSED DETAIL
 4. GLASS LEGEND
- EQ-1 --- 8mmH+12mm AIR GAP+10mmTP THK. I.G.U.
EQ-2 --- 10mm THK. CLEAR TEMPERED GLASS
EQ-4 --- 10mm THK. TEMPERED ACID ETCHED GLASS
EQ-1A --- 8mmH+12mm AIR GAP+8mmTP THK. I.G.U.

NO.	DATE	REVISION	BY
E	17/11/2022	GENERAL REVISION	lwn
D	26/09/2022	REVISION SUBJECT TO ALPHA COMMENT	lwn
C	05/09/2022	REVISION SUBJECT TO ALPHA COMMENT	lwn
B	06/07/2022	REVISION SUBJECT TO ALPHA COMMENT	lwn
A	03/01/2022	REVISION SUBJECT TO ARCH COMMENT	lwn

JOB NO. : J-856

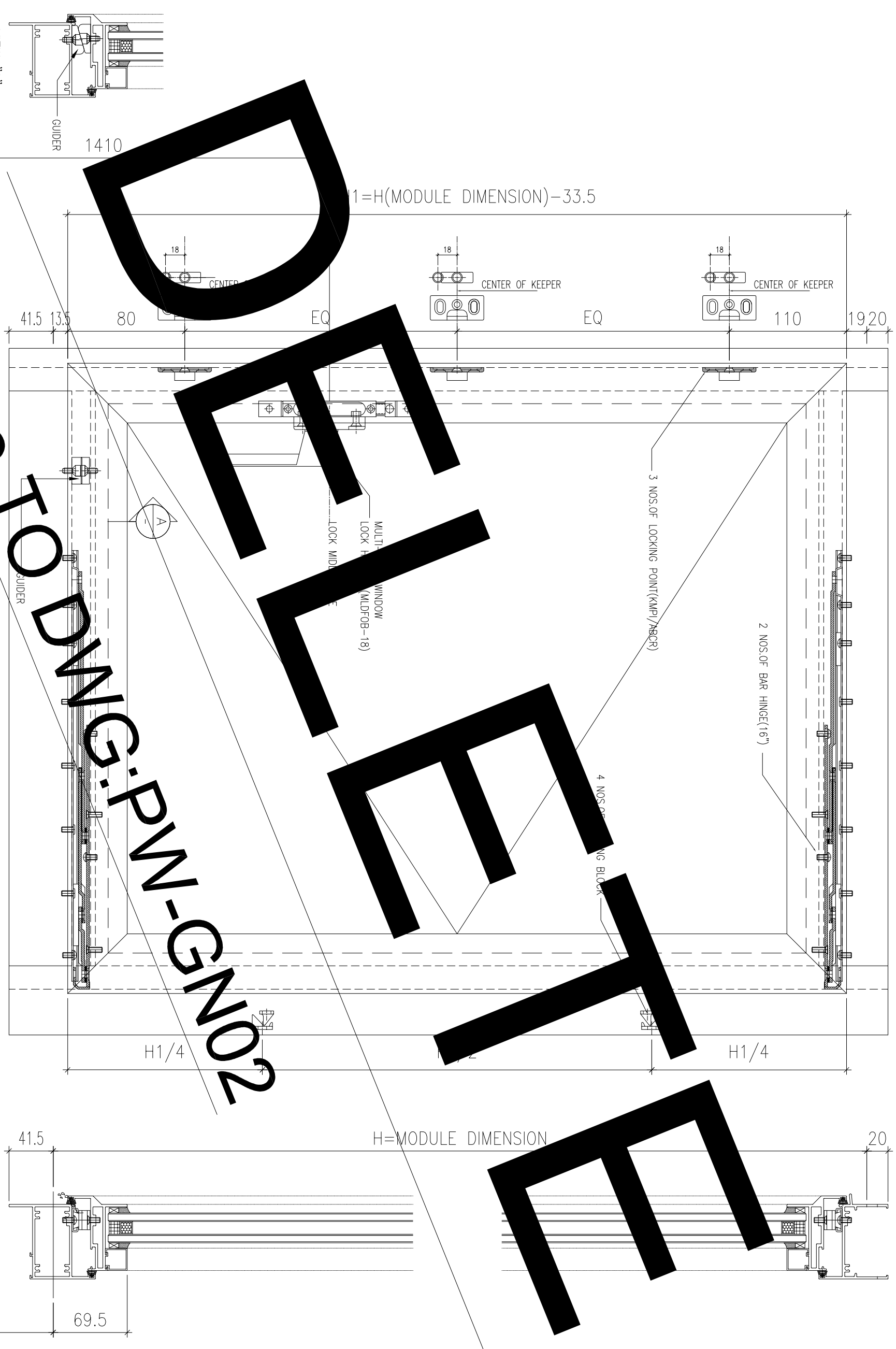
PROJECT : PROPOSED DEVELOPMENT ABOVE LIGHT RAIL TIN WING STOP-TSWTL NO.23,AREA 33,TIN SHUI WAI, N.T.

TITLE : TYPICAL EARTHING BONDING DETAILS OF PRECAST

DATE : 02-Aug-21 SCALE : 1:60

DRAWN BY : lwnn CHECKED BY :

Units 6-8, Sunny Industrial Centre, 610 Cho Kwong Road, Kowloon Tel:23489211-4 Fax:(852)27727666 DWG NO. : J856-SD-PW-D177 REV : E

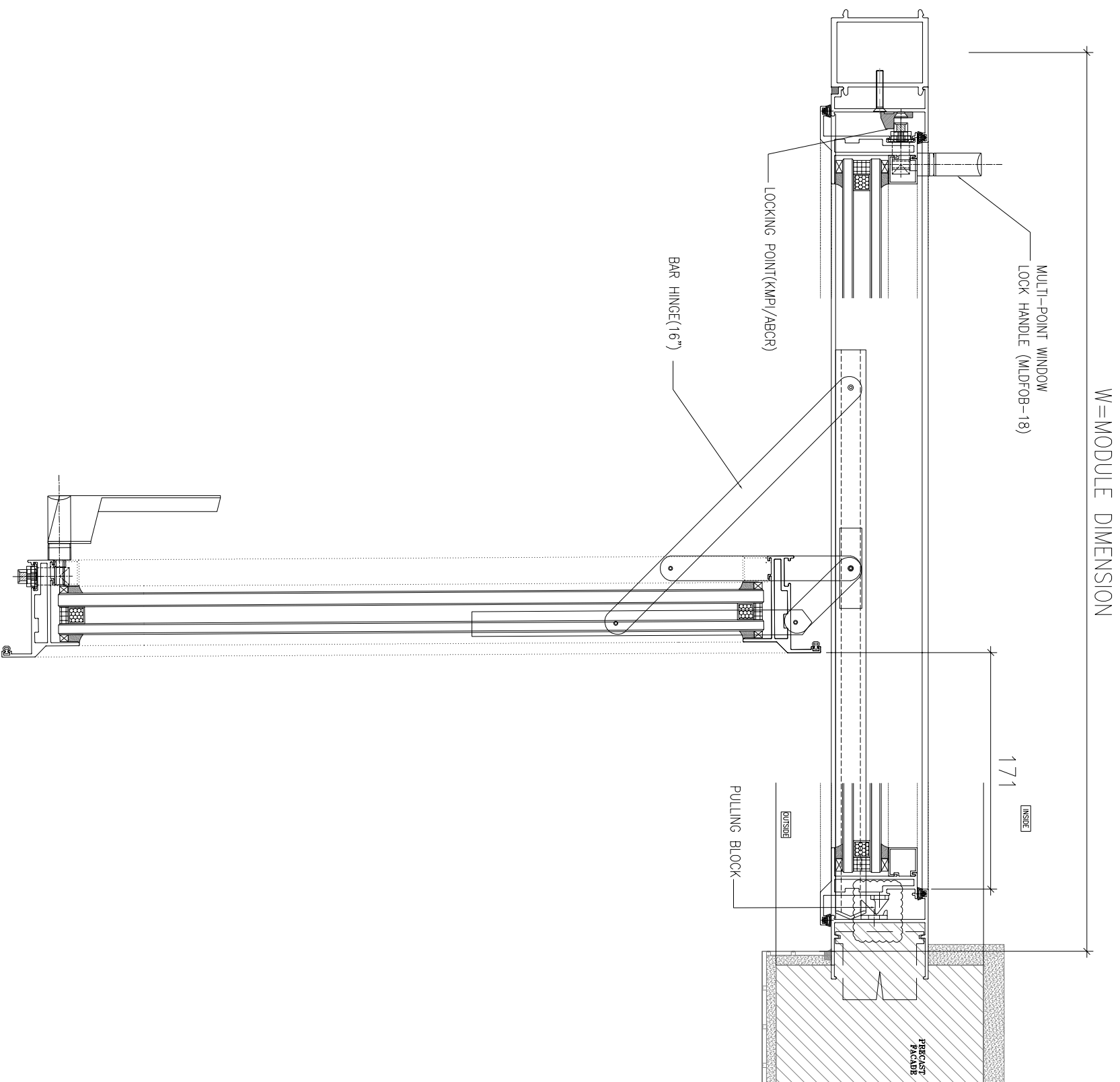


W1=H(MODULE DIMENSION)-33.5

H=MODULE DIMENSION

W=MODULE DIMENSION

DEFERRED
change TO DWG: PM-GN02



B.D. REF :

CLIENT : **SUN HUNG KAI**
REAL ESTATE AGENCY LTD.
 42/F, SUN HUNG KAI CENTRE, WANCHAI, HONGKONG

ARCHITECT : **lwk&partners**
 a r c h i t e c t s

MAIN CONTRACTOR : **怡輝建築有限公司**
Yee Fai Building Contractors Ltd.

STRUCTURAL ENGINEER :

ARUP

FAÇADE CONSULTANT : **ALPHA CONSULTING LIMITED**
 Steel Structure & Façade Specialist

NOTE :
 1. ALL DIMENSIONS ARE IN mm.
 2. ALL ELEVATIONS ARE VIEWED FROM OUTSIDE.
 3. ALL DIMENSIONS TO BE VERIFIED ON SITE BEFORE FABRICATION.

LEGEND :

(X1) — DETAIL MARK NO.
 (X001) — REFER SHEET NO.

1. F.F.L. --- FINISHED FLOOR LEVEL
 2. S.F.L. --- STRUCTURAL FLOOR LEVEL
 3. (R) --- REVERSED DETAIL

4. GLASS LEGEND
 EQ-1 --- 8mmH+12mm AIR GAP+10mmTP THK. I.G.U.
 EQ-2 --- 10mm THK. CLEAR TEMPERED GLASS
 EQ-4 --- 10mm THK. TEMPERED ACID ETCHED GLASS
 EQ-1A --- 8mmH+12mm AIR GAP+8mmTP THK. I.G.U.

NO.	DATE	REVISION SUBJECT TO ARCH/COMMENT	ISSUED BY
A	03/01/2022		

JOB NO. : J-856

PROJECT : PROPOSED DEVELOPMENT ABOVE LIGHT RAIL TIN WING STOP-TSMTL NO.23, AREA 33, TIN SHUI WAL, N.T.

TITLE : TYPICAL EARTHING BONDING DETAILS OF PRECAST

DATE : 02-Aug-21 SCALE : 1:60

DRAWN BY : IYON CHECKED BY :

美特鋁質有限公司
MDI ALUMINIUM FABRICATOR LTD.
 Units 6-8, Sunray Industrial Centre, 1/F
 610 Cho Kwo Ling Road, Kowloon
 Tel:23489211-4 Fax:(852)2727666
 DWG NO. : J856-SD-PW-DT78 REV. : A