



工程指示 / 要求簡箋 ENGINEER INSTRUCTIONS(E.I.)

工程指示編號:	EI- 3775	修改版本:	A
	HK- 1769		
工程編號:	J 856	工程名稱:	TSWTL23
收件人:	生統 / 謝少峰 謝少峰	發件人:	BearLam
工程項目:	後裝窗8th圖: 計算趟門鋁料及配件 BM	日期:	13/10/2022

<input type="checkbox"/> 原合約工程包	<input type="checkbox"/> 原合約工程加 / 減賬 QT-	<input type="checkbox"/> 新工程報價 QT-
---------------------------------	--	------------------------------------

信件批核號碼/圖紙參考編號:	批核模具圖紙編號:
客戶指示附件:	管理內部批簽署:

<input checked="" type="checkbox"/> 初步鋁料 B.M.	<input type="checkbox"/> 加工拆圖, 然後生產	<input type="checkbox"/> 尺寸表
<input type="checkbox"/> 正式鋁料 B.M.	<input type="checkbox"/> 技術上資料/指示	<input type="checkbox"/> 報價
<input type="checkbox"/> 配件 B.M.	<input type="checkbox"/> 樣辦或貨品說明書	<input type="checkbox"/> 分判合約
<input type="checkbox"/> 其他:		

內容: 現附上8th Insitu Shop Drawing 麻煩先行計算有關之趟門鋁料及配件BM

完成上列要求日期: 19/10/2022

國內

<input type="checkbox"/> 生產技術總監	<input type="checkbox"/> 連附件	<input type="checkbox"/> 技術部	<input type="checkbox"/> 連附件	<input type="checkbox"/> 生產部	<input type="checkbox"/> 連附件
<input type="checkbox"/> 採購部	<input type="checkbox"/> 連附件	<input checked="" type="checkbox"/> 生產統籌部	<input checked="" type="checkbox"/> 連附件	<input type="checkbox"/> 報關組	<input type="checkbox"/> 連附件
<input type="checkbox"/> 質檢部	<input type="checkbox"/> 連附件	<input type="checkbox"/> 會計部	<input type="checkbox"/> 連附件	<input type="checkbox"/> 機械設計部	<input type="checkbox"/> 連附件
<input checked="" type="checkbox"/> 香港辦	<input checked="" type="checkbox"/> 連附件	<input type="checkbox"/> 其他:			

香港

<input type="checkbox"/> 行政部	<input type="checkbox"/> 連附件	<input type="checkbox"/> 會計部	<input type="checkbox"/> 連附件	<input type="checkbox"/> 統籌部	<input type="checkbox"/> 連附件	<input type="checkbox"/> 工程部	<input type="checkbox"/> 連附件
<input type="checkbox"/> 採購部	<input type="checkbox"/> 連附件	<input type="checkbox"/> QS部	<input type="checkbox"/> 連附件	<input type="checkbox"/> 地盤管理	<input type="checkbox"/> 連附件	<input type="checkbox"/> 維修部	<input type="checkbox"/> 連附件

*發件人簽署:	<i>Bear Lam</i>	*組別成員批核簽署:	<i>[Signature] 13/10/2022</i>
傳遞編號:		項目經理簽署:	<i>[Signature]</i>

PROJECT :

PROPOSED DEVELOPMENT ABOVE
LIGHT RAIL TIN WING STOP, TSWTL
NO.23, AREA 33, TIN SHUI WAI, N.T.

8

SHOP DRAWING FOR IN-SITU WINDOW OF TOWER

DATE: 27-Aug -22

 美特鋁質有限公司
MIDI ALUMINIUM FABRICATOR LTD.
Units 6-8, Sunray Industrial Centre, 1/F
610 Cha Kwo Ling Road, Kowloon
Tel:23489211-4 Fax:(852)27727666


G	27/08/2022	REVISION SUBJECT TO ARCH.COMMENT	Ivan
F	1/08/2022	REVISION SUBJECT TO ARCH.COMMENT	Ivan
E	18/07/2022	REVISION SUBJECT TO ARCH.COMMENT	Ivan
D	24/06/2022	REVISION SUBJECT TO ARCH.COMMENT	Ivan
C	20/01/2022	REVISION SUBJECT TO ARCH.COMMENT	Ivan
B	24/11/2021	REVISION SUBJECT TO ARCH.COMMENT	Ivan
A	16/11/2021	REVISION SUBJECT TO ARCH.COMMENT	Ivan
NO.	DATE	REVISED	BY

DWG NO. : J856-SD-IW-0000 REV. : G

DRAWING SUBMISSION REGISTER

PROJECT: PROPOSED DEVELOPMENT ABOVE LIGHT RAIL TIN WING STOP, TSWTL NO.23, AREA 33, TIN SHUI WAI, N.T. TITLE: IN-SITU WINDOW OF TOWER SHOPDRAWING SUBMISSION	DATE OF ISSUE								SUBMISSION STATE (FOR B.D / A.S.D)			SUBMISSION STATE (FOR CLIENT / CONSULTANT)			SUBMISSION STATE (FOR ARCHITECT)			FABRICATION / CONSTRUCTION STATE						
	ISSUE	1	2	3	4	5	6	7	AP - APPROVED			AP - APPROVED			AP - APPROVED			ISSUE TO CHINA OFFICE		ISSUE TO SITE		ISSUE TO SUB-CONTRACTOR		
	DAY	15	16	24	13	24	1	27	AC - APPROVED SUB. TO CONDITION			AC - APPROVED SUB. TO CONDITION			AC - APPROVED SUB. TO CONDITION									
	MONTH	9	11	11	1	6	8	8	NA - NOT APPROVED			NA - NOT APPROVED			NA - NOT APPROVED									
	YEAR	21	21	21	22	22	22	22																
DRAWING TITLE	DWG. NO.	REVISIONS								COMMENT DATE	REV.	STATE	COMMENT DATE	REV.	STATE	COMMENT DATE	REV.	STATE	REV.	DATE	REV.	DATE	REV.	DATE
COVER PAGE	J856-SD-IW-0000	-	A	B	C	D	F	G																
DRAWING REGISTER	J856-SD-IW-0001	-	A	B	C	D	E	F																
DRAWING REGISTER	J856-SD-IW-0002	-	A	B	C	D	E	F																
DRAWING REGISTER	J856-SD-IW-0003	-	A	B	C	D	E	F																
GENERAL NOTES FOR IN-SITU WINDOW	J856-SD-IW-GN01	-	-																					
EXTRUSION LIST FOR IN-SITU WINDOW	J856-SD-IW-1101	-	A	A	A	A	A	A																
EXTRUSION LIST FOR IN-SITU WINDOW	J856-SD-IW-1102	-	A	A	A	B	C	D																
EXTRUSION LIST FOR IN-SITU WINDOW	J856-SD-IW-1103	-																						
PLAN FOR IN-SITU WINDOW AT TOWER 1	J856-SD-IW-3101	-	A	B	C	D	D	D																
PLAN FOR IN-SITU WINDOW AT TOWER 1	J856-SD-IW-3102	-		A	B	C	C	D																
PLAN FOR IN-SITU WINDOW AT TOWER 2	J856-SD-IW-3201	-	A	B	C	D	E	E																
PLAN FOR IN-SITU WINDOW AT TOWER 2	J856-SD-IW-3202	-		A	B	C	D	D																
PLAN FOR IN-SITU WINDOW AT TOWER 3	J856-SD-IW-3301	-	A	B	C	D	E	E																
PLAN FOR IN-SITU WINDOW AT TOWER 3	J856-SD-IW-3302	-		A	B	C	D	D																
WINDOW SCHEDULE FOR TOWER 1 IN-SITU WINDOW	J856-SD-IW-5101	-	A	B	B	C	D	E																
WINDOW SCHEDULE FOR TOWER 1 IN-SITU WINDOW	J856-SD-IW-5102	-	A	B	B	C	D	E																
WINDOW SCHEDULE FOR TOWER 1 IN-SITU WINDOW	J856-SD-IW-5103	-	A	B	B	C	D	E																
WINDOW SCHEDULE FOR TOWER 1 IN-SITU WINDOW	J856-SD-IW-5104	-	A	B	C	C	C	C																
WINDOW SCHEDULE FOR TOWER 1 IN-SITU WINDOW	J856-SD-IW-5105	-	A	B	B	C	D	E																
WINDOW SCHEDULE FOR TOWER 1 IN-SITU WINDOW	J856-SD-IW-5106	-	A	B	C	C	C	C																
WINDOW SCHEDULE FOR TOWER 1 IN-SITU WINDOW	J856-SD-IW-5107	-	A	B	B	C	C	C																
WINDOW SCHEDULE FOR TOWER 1 IN-SITU WINDOW	J856-SD-IW-5108	-	A	B	B	C	C	C																
WINDOW SCHEDULE FOR TOWER 1 IN-SITU WINDOW	J856-SD-IW-5109	-	A	B	B	C	C	C																
WINDOW SCHEDULE FOR TOWER 1 IN-SITU WINDOW	J856-SD-IW-5110	-	A	B	B	C	C	C																
WINDOW SCHEDULE FOR TOWER 1 IN-SITU WINDOW	J856-SD-IW-5111			A	B	B	C	D																
WINDOW SCHEDULE FOR TOWER 1 IN-SITU WINDOW	J856-SD-IW-5112			A	B	B	C	D																
WINDOW SCHEDULE FOR TOWER 1 IN-SITU WINDOW	J856-SD-IW-5113					-	-	-																
WINDOW SCHEDULE FOR TOWER 1 IN-SITU WINDOW	J856-SD-IW-5114					-	-	-																
WINDOW SCHEDULE FOR TOWER 1 IN-SITU WINDOW	J856-SD-IW-5115					-	-	-																
WINDOW SCHEDULE FOR TOWER 2 IN-SITU WINDOW	J856-SD-IW-5201	-	A	B	B	C	D	E																
WINDOW SCHEDULE FOR TOWER 2 IN-SITU WINDOW	J856-SD-IW-5202	-	A	B	B	C	D	E																
WINDOW SCHEDULE FOR TOWER 2 IN-SITU WINDOW	J856-SD-IW-5203	-	A	B	B	C	D	E																
WINDOW SCHEDULE FOR TOWER 2 IN-SITU WINDOW	J856-SD-IW-5204	-	A	B	C	C	C	C																
WINDOW SCHEDULE FOR TOWER 2 IN-SITU WINDOW	J856-SD-IW-5205	-	A	B	B	C	D	E																
WINDOW SCHEDULE FOR TOWER 2 IN-SITU WINDOW	J856-SD-IW-5206	-	A	B	C	C	C	C																
WINDOW SCHEDULE FOR TOWER 2 IN-SITU WINDOW	J856-SD-IW-5207	-	A	B	B	C	C	C																
WINDOW SCHEDULE FOR TOWER 2 IN-SITU WINDOW	J856-SD-IW-5208	-	A	B	B	C	C	C																
WINDOW SCHEDULE FOR TOWER 2 IN-SITU WINDOW	J856-SD-IW-5209	-	A	B	B	C	C	C																
WINDOW SCHEDULE FOR TOWER 2 IN-SITU WINDOW	J856-SD-IW-5210	-	A	B	B	B	B	B																
WINDOW SCHEDULE FOR TOWER 2 IN-SITU WINDOW	J856-SD-IW-5211	-	A	B	B	C	C	C																
WINDOW SCHEDULE FOR TOWER 2 IN-SITU WINDOW	J856-SD-IW-5212	-		A	B	B	C	C																
WINDOW SCHEDULE FOR TOWER 2 IN-SITU WINDOW	J856-SD-IW-5213	-		A	B	B	C	D																
WINDOW SCHEDULE FOR TOWER 2 IN-SITU WINDOW	J856-SD-IW-5214	-					-	A	A															
WINDOW SCHEDULE FOR TOWER 2 IN-SITU WINDOW	J856-SD-IW-5215	-						-	A	A														
WINDOW SCHEDULE FOR TOWER 2 IN-SITU WINDOW	J856-SD-IW-5216	-						-	A	A														

IN-HOUSE DESIGN CHECKER



Units 6-8, Sunray Industrial Centre, 1/F
610 Cha Kwo Ling Road, Kowloon
Tel: 23489211-4 Fax: (852) 27727666

DWG NO. : J856-SD-IW-0001 REV. : F

DRAWING SUBMISSION REGISTER

PROJECT: PROPOSED DEVELOPMENT ABOVE LIGHT RAIL TIN WING STOP, TSWTL NO.23, AREA 33, TIN SHUI WAI, N.T. TITLE: IN-SITU WINDOW OF TOWER SHOPDRAWING SUBMISSION	DATE OF ISSUE							SUBMISSION STATE (FOR B.D / A.S.D)			SUBMISSION STATE (FOR CLIENT / CONSULTANT)			SUBMISSION STATE (FOR ARCHITECT)			FABRICATION / CONSTRUCTION STATE								
	ISSUE	1	2	3	4	5	6	7																	
	DAY	15	16	24	13	24	1	27																	
	MONTH	9	11	11	1	6	8	8																	
	YEAR	21	21	21	22	22	22	22																	
DRAWING TITLE	DWG. NO.	REVISIONS							COMMENT DATE	REV.	STATE	COMMENT DATE	REV.	STATE	COMMENT DATE	REV.	STATE	REV.	DATE	REV.	DATE	REV.	DATE	REV.	DATE
WINDOW SCHEDULE FOR TOWER 3 IN-SITU WINDOW	J856-SD-IW-5301	-	A	B	B	C	D	E																	
WINDOW SCHEDULE FOR TOWER 3 IN-SITU WINDOW	J856-SD-IW-5302	-	A	B	B	C	D	E																	
WINDOW SCHEDULE FOR TOWER 3 IN-SITU WINDOW	J856-SD-IW-5303	-	A	B	C	C	D	D																	
WINDOW SCHEDULE FOR TOWER 3 IN-SITU WINDOW	J856-SD-IW-5304	-	A	B	B	C	D	E																	
WINDOW SCHEDULE FOR TOWER 3 IN-SITU WINDOW	J856-SD-IW-5305	-	A	B	C	C	D	D																	
WINDOW SCHEDULE FOR TOWER 3 IN-SITU WINDOW	J856-SD-IW-5306	-	A	B	B	C	D	E																	
WINDOW SCHEDULE FOR TOWER 3 IN-SITU WINDOW	J856-SD-IW-5307	-	A	B	B	C	C	C																	
WINDOW SCHEDULE FOR TOWER 3 IN-SITU WINDOW	J856-SD-IW-5308	-	A	B	B	C	C	C																	
WINDOW SCHEDULE FOR TOWER 3 IN-SITU WINDOW	J856-SD-IW-5309	-	A	B	B	C	C	C																	
WINDOW SCHEDULE FOR TOWER 3 IN-SITU WINDOW	J856-SD-IW-5310	-	A	B	B	C	C	C																	
WINDOW SCHEDULE FOR TOWER 3 IN-SITU WINDOW	J856-SD-IW-5311	-	A	B	B	C	D	D																	
WINDOW SCHEDULE FOR TOWER 3 IN-SITU WINDOW	J856-SD-IW-5312	-		A	B	B	C	D																	
WINDOW SCHEDULE FOR TOWER 3 IN-SITU WINDOW	J856-SD-IW-5313	-		A	B	B	C	D																	
WINDOW SCHEDULE FOR TOWER 3 IN-SITU WINDOW	J856-SD-IW-5314	-		A	B	C	D	D																	
WINDOW SCHEDULE FOR TOWER 3 IN-SITU WINDOW	J856-SD-IW-5315	-		A	B	B	C	C																	
WINDOW SCHEDULE FOR TOWER 3 IN-SITU WINDOW	J856-SD-IW-5316	-		A	B	B	B	B																	
WINDOW SCHEDULE FOR TOWER 3 IN-SITU WINDOW	J856-SD-IW-5317	-		A	A	B	C	C																	
WINDOW SCHEDULE FOR TOWER 3 IN-SITU WINDOW	J856-SD-IW-5318	-					A	A																	
WINDOW SCHEDULE FOR TOWER 3 IN-SITU WINDOW	J856-SD-IW-5319	-					A	A																	
WINDOW SCHEDULE FOR TOWER 3 IN-SITU WINDOW	J856-SD-IW-5320	-					A	A																	
TYPICAL DETAILS FOR IN-SITU WINDOW	J856-SD-IW-6001	-	-	-	A	A	B	B																	
TYPICAL DETAILS FOR IN-SITU WINDOW	J856-SD-IW-6002	-	-	-	A	A	B	B																	
TYPICAL DETAILS FOR IN-SITU WINDOW	J856-SD-IW-6003	-	-	-	A	A	B	B																	
TYPICAL DETAILS FOR IN-SITU WINDOW	J856-SD-IW-6004	-	A	B	B	C	D	D																	
IN-SITU WINDOW SECTION TYPICAL LOCK & HINGES DETAIL	J856-SD-IW-6005	-	A	A	A	A	A	A																	
TYPICAL DETAILS FOR IN-SITU WINDOW	J856-SD-IW-6006	-	A	A	A	B	C	C																	
TYPICAL DETAILS FOR IN-SITU WINDOW	J856-SD-IW-6007	-	A	A	A	A	A	C																	
IN-SITU WINDOW SECTION TYPICAL LOCK & HINGES DETAIL	J856-SD-IW-6007a	-	A	A	A	A	A	A																	
TYPICAL DETAILS FOR IN-SITU WINDOW	J856-SD-IW-6008	-					A	A																	
TYPICAL DETAILS FOR IN-SITU WINDOW	J856-SD-IW-7001	-	A	B	B	B	C	C																	
TYPICAL DETAILS FOR IN-SITU WINDOW	J856-SD-IW-7002	-	A	B	B	C	D	D																	
TYPICAL DETAILS FOR IN-SITU WINDOW	J856-SD-IW-7003	-	A	B	B	C	D	D																	
G.M.S FIXING LUG TYPICAL DETAIL FOR IN-SITU WINDOW	J856-SD-IW-7004	-	A	A	A	A	A	A																	
G.M.S FIXING LUG TYPICAL DETAIL FOR IN-SITU WINDOW	J856-SD-IW-7005	-	A	A	A	A	A	A																	
TYPICAL DETAILS FOR IN-SITU WINDOW	J856-SD-IW-7006	-	A	B	B	B	C	C																	
TYPICAL DETAILS FOR IN-SITU WINDOW	J856-SD-IW-7007	-	A	B	B	B	B	B																	
TYPICAL DETAILS FOR IN-SITU WINDOW	J856-SD-IW-7008	-	A	B	B	C	D	D																	
TYPICAL EARTHING BONDING DETAILS OF IN-SITU	J856-SD-IW-7009	-	A	B	B	B	B	B																	
TYPICAL EARTHING BONDING DETAILS OF IN-SITU	J856-SD-IW-7010	-	A	B	B	B	B	B																	
TYPICAL EARTHING BONDING DETAILS OF IN-SITU	J856-SD-IW-7011	-	A	B	B	B	B	B																	
TYPICAL EARTHING BONDING DETAILS OF IN-SITU	J856-SD-IW-7012	-	A	B	B	B	B	B																	
TYPICAL EARTHING BONDING DETAILS OF IN-SITU	J856-SD-IW-7013	-	A	A	A	A	A	A																	
TYPICAL EARTHING BONDING DETAILS OF IN-SITU	J856-SD-IW-7014	-	A	A	A	A	A	B																	
TYPICAL EARTHING BONDING DETAILS OF IN-SITU	J856-SD-IW-7015	-					-	-																	

IN-HOUSE DESIGN CHECKER



Units 6-8, Sunray Industrial Centre, 1/F
 610 Cha Kwo Ling Road, Kowloon
 Tel: 23489211-4 Fax: (852) 2727666

DWG NO. : J856-SD-IW-0002 REV. : F

GENERAL NOTES FOR IN-SITU ALUM. WINDOW

CODES AND STANDARDS

1. CODE OF PRACTICE ON WIND EFFECTS IN HONG KONG 2004.
2. CODE OF PRACTICE FOR DEAD AND IMPOSED LOADS 2011.
3. CODE OF PRACTICE FOR STRUCTURAL USE OF CONCRETE 2013.
4. CODE OF PRACTICE FOR THE STRUCTURAL USE OF STEEL 2011.
5. CODE OF PRACTICE FOR STRUCTURAL USE OF GLASS 2018.
6. STRUCTURAL USE OF ALUMINIUM, BS 8118-1:1991. (WIND LOAD FACTOR OF 1.4 FOR ALUMINIUM DESIGN TO PNP APP53)
7. BUILDING (CONSTRUCTION) REGULATIONS CAP 123.
8. APP37 CURTAIN WALL, WINDOW AND WINDOW WALL SYSTEM.
9. APP110 PROTECTIVE BARRIERS.
10. APP116 ALUMINIUM WINDOWS.

DESIGN WIND LOAD

CODE OF PRACTICE ON WIND EFFECTS IN HONG KONG 2004.

	VERTICAL SURFACE
HEIGHT ABOVE GROUND LEVEL	<148.3m
BASIC WIND PRESSURE	3.044kPa
TOPOGRAPHY FACTOR (S _a)	1.00
PRESSURE COEFFICIENT (C _p)	+1.0/-1.4
DESIGN WIND PRESSURE	+3.044/-4.261kPa

IMPOSED LOAD ON PROTECTIVE BARRIERS (FOR DOMESTIC USE)

CATEGORY	LINE LOAD TO BE APPLIED AT A HEIGHT OF 1.1m ABOVE THE FLOOR LEVEL (kN/m)	UNIFORMLY DISTRIBUTED LOAD TO BE APPLIED ON THE INFILL BETWEEN FLOOR AND TOP RAIL (kPa)	CONCENTRATED LOAD TO BE APPLIED ON ANY PART OF THE INFILL BETWEEN FLOOR AND TOP RAIL (kN)
AREAS WHERE CONGREGATION OF PEOPLE IS NOT EXPECTED	0.75	1.0	0.5

STEEL

ALL STRUCTURAL STEEL SECTIONS SHALL BE GRADE S275 J0 CLASS 1 WELDABLE STRUCTURAL STEEL AND COMPLYING WITH BS EN 10210 2006 FOR HOLLOW SECTION AND BS EN 10025 FOR OTHER SECTIONS.

ALL STRUCTURAL STEEL SHALL BE HOT-DIP GALVANIZED AND COMPLY WITH BS EN ISO 1461 WITH MIN 85 μm COATING THICKNESS.

ALL CUT/WELDED AREAS IN GALVANIZED STEEL SHALL BE MADE GOOD BY AT LEAST TWO COATS OF ZINC RICH PRIMER TO BS 4652.

DENSITY	77kN/m ³
YOUNG'S MODULUS	205,000MPa
YIELD STRENGTH	275MPa
MINIMUM TENSILE STRENGTH	430MPa
DESIGN STRENGTH (≤16mm)	275MPa
DESIGN STRENGTH (≤40mm)	265MPa

ALUMINIUM EXTRUSION

UNLESS OTHERWISE STATED, ALL ALUMINIUM EXTRUSIONS SHALL BE GRADE 6063-T6/6061-T6 AND COMPLY WITH BS EN 755-2 AND BS EN 573-3.

DENSITY	27.2kN/m ³
YOUNG'S MODULUS	70,000MPa

	6063-T6	6061-T6	6063-T5
0.2% PROOF STRESS	160MPa	240MPa	110MPa
MINIMUM TENSILE STRENGTH	215MPa	260MPa	150MPa
LIMITING BENDING STRENGTH	160MPa	240MPa	110MPa
LIMITING TENSILE STRENGTH	175MPa	260MPa	130MPa
LIMITING SHEAR STRENGTH	95MPa	145MPa	65MPa

FASTENERS/SCREWS

ALL STAINLESS STEEL SCREW AND BOLT SHALL BE GRADE A4-70 AND COMPLY WITH BS EN ISO 3506.

0.2% PROOF STRESS	450MPa
MINIMUM TENSILE STRENGTH	700MPa
DESIGN TENSILE STRENGTH	450MPa
DESIGN SHEAR STRENGTH	311MPa
DESIGN BEARING STRENGTH	828MPa

PROTECTION OF BI-METALIC CORROSION (BITAMEN PAINT ECT.)

ALL EXPOSED SURFACE OF ALUM. EXTRUSION SHALL BE FINISHED WITH PVF2 COATING 40 MICRONS

ALL SCREWS SHALL BE M5 S.S SCREW SPACING @300c/c MAX. UNLESS OTHERWISE STATED.

ANCHOR BOLT

1. ALL ANCHOR BOLT SHALL BE ACCORDING TO MANUFACTURER'S TECHNICAL DATA.
2. INSTALLATION OF ANCHOR BOLT FOLLOW WITH MANUFACTURER'S RECOMMENDATION.
3. FACTOR OF SAFETY = 3

B.D. REF.	TYPE	MINIMUM CONCRETE THICKNESS (mm)	EFFECTIVE ANCHORAGE DEPTH (mm)	MINIMUM EDGE DISTANCE (mm)	MINIMUM SPACING (mm)	RECOMMENDED TENSILE FORCE (kN)	RECOMMENDED SHEAR FORCE (kN)	PULL-OUT TEST LOAD (kN)	CONCRETE FACTOR
BD-AF 149 (FOR CRACKED CONCRETE)	"HILTI" HST3-R M10 SAFETY ANCHOR BOLTS	120	60	45	40	5.00	8.40	1.50 x 5.00 = 7.50	1.342 x 7.50 = 10.065

GLASS

ALL GLASS PANELS SHALL BE COMPLIED WITH BS 952 AND DESIGN TO CODE OF PRACTICE FOR STRUCTURAL USE OF GLASS 2018.

IMPACT TEST TO BE COMPLIED WITH BS EN 12600 (CLASS 1)

DENSITY	26kN/m ³
YOUNG'S MODULUS	70,000MPa

ULTIMATE DESIGN STRENGTH OF GLASS

	BENDING STRENGTH (SHORT TERM DURATION)
HEAT STRENGTHENED GLASS(HS)	40MPa
TEMPERED GLASS(TP)	80MPa

ALL TEMPERED GLASS SHALL COMPLY WITH HEAT SOAK TEST REQUIREMENT IN ACCORDANCE WITH PNP APP 37-2022.

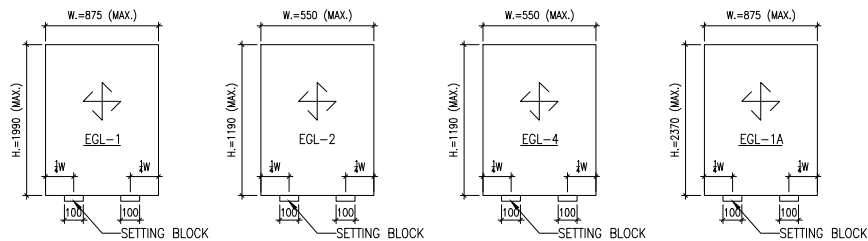
HEAT SOAK PROCESS CONFORMING TO BS EN 14179-1: 2016 AND COMPLYING WITH CODE OF PRACTICE FOR STRUCTURAL USE OF GLASS 2018 SHOULD BE CARRIED OUT.

EGL-1--8mmHS+12mm AIR GAP+10mmTP THK. I.G.U.

EGL-2--10mm THK. CLEAR TEMPERED GLASS

EGL-4--10mm THK. TEMPERED ACID ETCHED GLASS

EGL-1A-8mmHS+12mm AIR GAP+8mmTP THK. I.G.U.

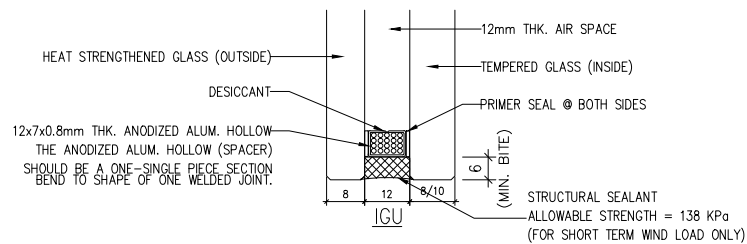


TYPICAL GLASS DETAIL

FOR DOUBLE GLAZING GLASS UNIT (I.G.U)

QUALITY ASSURANCE DOCUMENT SUCH AS TEST REPORT / CERTIFICATES INDICATING COMPLES WITH ASTM E2190 OR EQUIVALENT WITH RESPECT TO THE SEAL PERFORMANCE.

FOR INSTALLING GLASS UNIT SHALL BE SUBMITTED BEFORE COMMENCEMENT OF WORK.



SEALANT, GASKET AND SETTING BLOCK

ALL STRUCTURAL SEALANT SHALL BE 'DOWSIL 983' (BD-SS001), ALLOWABLE STRESS = 138kPa.

ALL WEATHER SEALANT SHALL BE 'DOWSIL 791'.

ALL SETTING BLOCK SHALL BE SILICONE RUBBER WITH HARDNESS OF 85±5 SHORE A, MINIMUM 100mm IN LENGTH AT 1/4 SPAN UNLESS OTHERWISE STATED

ALL GASKET SHALL BE NEOPRENE OR SILICONE RUBBER WHEN IN CONTACT WITH SEALANT, WITH HARDNESS OF 65±5 SHORE A.

ISOLATOR

PVC TAPE TO BE APPLIED BETWEEN DISSIMILAR METAL TO PREVENT BIMETALLIC CORROSION TO PD6484.

CONCRETE

ALL CONCRETE STRUCTURES SHOWN IN THIS SUBMISSION ARE FOR INFORMATION ONLY.

CONCRETE STRNFGTH SHALL BE 45MPa. (MIN.)

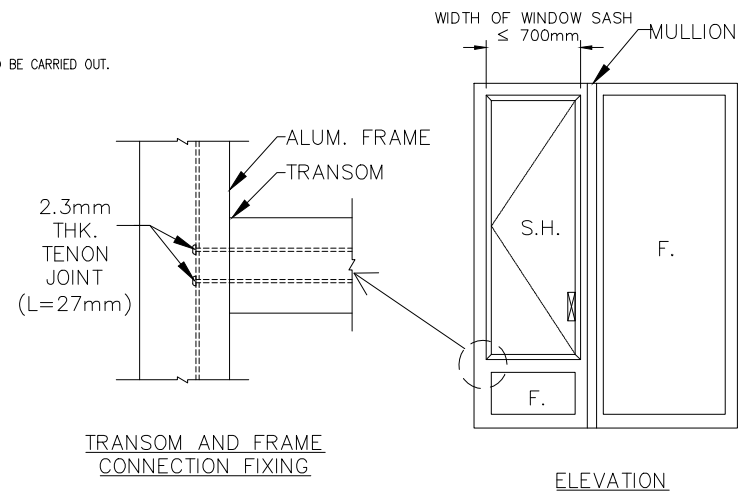
WELDING

ALL WELDING TO BE COMPLIED WITH BS EN 1011-1. DESIGN WELD STRENGTH = 220 MPa

ALL WELDING PROCEDURES TO COMPLY WITH BS EN ISO 15614.

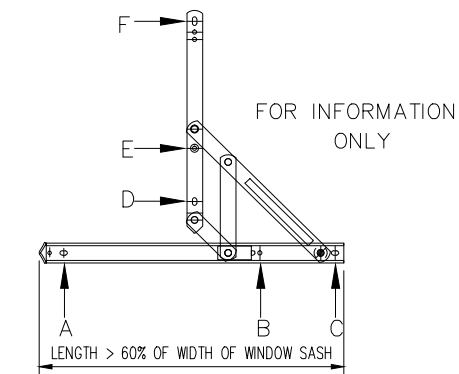
ALL WELD TO BE 5mm THICK FILLET WELD ALL AROUND UNLESS OTHERWISE STATED.

ALL WELD SHALL BE DONE BY QUALIFIED WELDER TESTED TO BS EN 287-1.



S.S. 4 BAR HINGE (LIP HING)

A,B,C,E,F-LOCATION FOR SCREW TO WINDOW FRAME/SASH
(LOCAL THICKENING BY S.S. PLATE/BAR(MIN.3mm))
D=LOCATION FOR SCREW TO WINDOW SASH
(LOCAL THICKENING BY ANGLE)



B.D. REF :

CLIENT :

SUN HUNG KAI
REAL ESTATE AGENCY LTD.
42/F SUN HUNG KAI CENTRE, WANCHAI, HONGKONG

ARCHITECT :

Iwk&partners
a r c h i t e c t s

MAIN CONTRACTOR :

Yee Fai Building Contractors Ltd.

STRUCTURAL ENGINEER :

ARUP

FAÇADE CONSULTANT:

ALPHA CONSULTING LIMITED
Steel Structure & Façade Specialist

NOTE :

1. ALL DIMENSIONS ARE IN mm.
2. ALL ELEVATIONS ARE VIEWED FROM OUTSIDE.
3. ALL DIMENSIONS TO BE VERIFIED ON SITE BEFORE FABRICATION.

LEGEND :

NO.	DATE	REVISED	BY

JOB NO. : J-856

PROJECT : PROPOSED DEVELOPMENT ABOVE LIGHT RAIL TIN WING STOP, TSWTL NO.23, AREA 33, TIN SHUI WAI, N.T.

TITLE : GENERAL NOTES FOR ALUM. WINDOW

DATE : 18-Aug-22 SCALE : 1:3

DRAWN BY : Ivan CHECKED BY :

美特鋁質有限公司
MIDI ALUMINIUM FABRICATOR LTD.
Units 6-8, Sunray Industrial Centre, 1/F
610 Cha Kwo Ling Road, Kowloon
Tel:23489211-4 Fax:(852)2727666

DWG NO. : J856-SD-IW-GN01 REV. : -

PROPERTIES		PROPERTIES		PROPERTIES		PROPERTIES																																																																																																																														
MEMBER : IW-01 GRADE : 6063-T6 FINISH : PVF2 3-COATING		MEMBER : IW-02 GRADE : 6063-T6 FINISH : PVF2 3-COATING		MEMBER : IW-03 GRADE : 6063-T6 FINISH : PVF2 3-COATING		MEMBER : IW-04 GRADE : 6063-T6 FINISH : PVF2 3-COATING																																																																																																																														
<p>REGIONS</p> <table border="1"> <thead> <tr> <th>MASS PROPERTIES (UNIT)</th> <th>VALUES</th> </tr> </thead> <tbody> <tr><td>Area (mm²)</td><td>333.1</td></tr> <tr><td>Perimeter (mm)</td><td>302.8</td></tr> <tr><td>Bounding Box - X (mm)</td><td>-20.0 to 25.0</td></tr> <tr><td>Bounding Box - Y (mm)</td><td>-39.8 to 39.8</td></tr> <tr><td>Centroid - X (mm)</td><td>0.0</td></tr> <tr><td>Centroid - Y (mm)</td><td>0.0</td></tr> <tr><td>Moments of inertia - X (mm⁴)</td><td>25022.1</td></tr> <tr><td>Moments of inertia - Y (mm⁴)</td><td>28726.0</td></tr> <tr><td>Product of inertia - XY (mm⁴)</td><td>-24826.1</td></tr> <tr><td>Radius of gyration - X (mm)</td><td>27.5</td></tr> <tr><td>Radius of gyration - Y (mm)</td><td>32.7</td></tr> <tr><td>Principal moments along X-Y (mm⁴)</td><td>25297.2 along (1.0 -0.1)</td></tr> <tr><td>Principal moments along Y-X (mm⁴)</td><td>25979.3 along (0.1 1.0)</td></tr> <tr><td>Elastic Modulus - X (mm²)</td><td>1 / y-max= 629.7</td></tr> <tr><td>Elastic Modulus - Y (mm²)</td><td>1 / x-max= 1148.6</td></tr> </tbody> </table>	MASS PROPERTIES (UNIT)	VALUES	Area (mm ²)	333.1	Perimeter (mm)	302.8	Bounding Box - X (mm)	-20.0 to 25.0	Bounding Box - Y (mm)	-39.8 to 39.8	Centroid - X (mm)	0.0	Centroid - Y (mm)	0.0	Moments of inertia - X (mm ⁴)	25022.1	Moments of inertia - Y (mm ⁴)	28726.0	Product of inertia - XY (mm ⁴)	-24826.1	Radius of gyration - X (mm)	27.5	Radius of gyration - Y (mm)	32.7	Principal moments along X-Y (mm ⁴)	25297.2 along (1.0 -0.1)	Principal moments along Y-X (mm ⁴)	25979.3 along (0.1 1.0)	Elastic Modulus - X (mm ²)	1 / y-max= 629.7	Elastic Modulus - Y (mm ²)	1 / x-max= 1148.6	<p>REGIONS</p> <table border="1"> <thead> <tr> <th>MASS PROPERTIES (UNIT)</th> <th>VALUES</th> </tr> </thead> <tbody> <tr><td>Area (mm²)</td><td>336.42</td></tr> <tr><td>Perimeter (mm)</td><td>433.24</td></tr> <tr><td>Bounding Box - X (mm)</td><td>-28.1 to 27.9</td></tr> <tr><td>Bounding Box - Y (mm)</td><td>-40.5 to 40.5</td></tr> <tr><td>Centroid - X (mm)</td><td>0.0</td></tr> <tr><td>Centroid - Y (mm)</td><td>0.0</td></tr> <tr><td>Moments of inertia - X (mm⁴)</td><td>27482.80</td></tr> <tr><td>Moments of inertia - Y (mm⁴)</td><td>42912.09</td></tr> <tr><td>Product of inertia - XY (mm⁴)</td><td>-21428.35</td></tr> <tr><td>Radius of gyration - X (mm)</td><td>21.8</td></tr> <tr><td>Radius of gyration - Y (mm)</td><td>32.8</td></tr> <tr><td>Principal moments along X-Y (mm⁴)</td><td>27639.89 along (1.0 -0.08)</td></tr> <tr><td>Principal moments along Y-X (mm⁴)</td><td>42683.7 along (0.0 1.00)</td></tr> <tr><td>Elastic Modulus - X (mm²)</td><td>1 / y-max= 674.67</td></tr> <tr><td>Elastic Modulus - Y (mm²)</td><td>1 / x-max= 1036.2</td></tr> </tbody> </table>	MASS PROPERTIES (UNIT)	VALUES	Area (mm ²)	336.42	Perimeter (mm)	433.24	Bounding Box - X (mm)	-28.1 to 27.9	Bounding Box - Y (mm)	-40.5 to 40.5	Centroid - X (mm)	0.0	Centroid - Y (mm)	0.0	Moments of inertia - X (mm ⁴)	27482.80	Moments of inertia - Y (mm ⁴)	42912.09	Product of inertia - XY (mm ⁴)	-21428.35	Radius of gyration - X (mm)	21.8	Radius of gyration - Y (mm)	32.8	Principal moments along X-Y (mm ⁴)	27639.89 along (1.0 -0.08)	Principal moments along Y-X (mm ⁴)	42683.7 along (0.0 1.00)	Elastic Modulus - X (mm ²)	1 / y-max= 674.67	Elastic Modulus - Y (mm ²)	1 / x-max= 1036.2	<p>REGIONS</p> <table border="1"> <thead> <tr> <th>MASS PROPERTIES (UNIT)</th> <th>VALUES</th> </tr> </thead> <tbody> <tr><td>Area (mm²)</td><td>326.3</td></tr> <tr><td>Perimeter (mm)</td><td>433.24</td></tr> <tr><td>Bounding Box - X (mm)</td><td>-25.5 to 25.5</td></tr> <tr><td>Bounding Box - Y (mm)</td><td>-26.4 to 43.6</td></tr> <tr><td>Centroid - X (mm)</td><td>0.0</td></tr> <tr><td>Centroid - Y (mm)</td><td>0.0</td></tr> <tr><td>Moments of inertia - X (mm⁴)</td><td>21528.1</td></tr> <tr><td>Moments of inertia - Y (mm⁴)</td><td>32678.8</td></tr> <tr><td>Product of inertia - XY (mm⁴)</td><td>-4935.9</td></tr> <tr><td>Radius of gyration - X (mm)</td><td>29.5</td></tr> <tr><td>Radius of gyration - Y (mm)</td><td>32.5</td></tr> <tr><td>Principal moments along X-Y (mm⁴)</td><td>21842.2 along (1.0 0.0)</td></tr> <tr><td>Principal moments along Y-X (mm⁴)</td><td>32542.7 along (0.0 1.0)</td></tr> <tr><td>Elastic Modulus - X (mm²)</td><td>1 / y-max= 641.8</td></tr> <tr><td>Elastic Modulus - Y (mm²)</td><td>1 / x-max= 1200.3</td></tr> </tbody> </table>	MASS PROPERTIES (UNIT)	VALUES	Area (mm ²)	326.3	Perimeter (mm)	433.24	Bounding Box - X (mm)	-25.5 to 25.5	Bounding Box - Y (mm)	-26.4 to 43.6	Centroid - X (mm)	0.0	Centroid - Y (mm)	0.0	Moments of inertia - X (mm ⁴)	21528.1	Moments of inertia - Y (mm ⁴)	32678.8	Product of inertia - XY (mm ⁴)	-4935.9	Radius of gyration - X (mm)	29.5	Radius of gyration - Y (mm)	32.5	Principal moments along X-Y (mm ⁴)	21842.2 along (1.0 0.0)	Principal moments along Y-X (mm ⁴)	32542.7 along (0.0 1.0)	Elastic Modulus - X (mm ²)	1 / y-max= 641.8	Elastic Modulus - Y (mm ²)	1 / x-max= 1200.3	<p>REGIONS</p> <table border="1"> <thead> <tr> <th>MASS PROPERTIES (UNIT)</th> <th>VALUES</th> </tr> </thead> <tbody> <tr><td>Area (mm²)</td><td>508.0</td></tr> <tr><td>Perimeter (mm)</td><td>283.3</td></tr> <tr><td>Bounding Box - X (mm)</td><td>-23.6 to 16.4</td></tr> <tr><td>Bounding Box - Y (mm)</td><td>-39.4 to 39.4</td></tr> <tr><td>Centroid - X (mm)</td><td>0.0</td></tr> <tr><td>Centroid - Y (mm)</td><td>0.0</td></tr> <tr><td>Moments of inertia - X (mm⁴)</td><td>22291.8</td></tr> <tr><td>Moments of inertia - Y (mm⁴)</td><td>29475.3</td></tr> <tr><td>Product of inertia - XY (mm⁴)</td><td>24548.9</td></tr> <tr><td>Radius of gyration - X (mm)</td><td>26.7</td></tr> <tr><td>Radius of gyration - Y (mm)</td><td>34.2</td></tr> <tr><td>Principal moments along X-Y (mm⁴)</td><td>22324.2 along (1.0 0.1)</td></tr> <tr><td>Principal moments along Y-X (mm⁴)</td><td>17822.9 along (0.1 1.0)</td></tr> <tr><td>Elastic Modulus - X (mm²)</td><td>1 / y-max= 586.5</td></tr> <tr><td>Elastic Modulus - Y (mm²)</td><td>1 / x-max= 877.0</td></tr> </tbody> </table>	MASS PROPERTIES (UNIT)	VALUES	Area (mm ²)	508.0	Perimeter (mm)	283.3	Bounding Box - X (mm)	-23.6 to 16.4	Bounding Box - Y (mm)	-39.4 to 39.4	Centroid - X (mm)	0.0	Centroid - Y (mm)	0.0	Moments of inertia - X (mm ⁴)	22291.8	Moments of inertia - Y (mm ⁴)	29475.3	Product of inertia - XY (mm ⁴)	24548.9	Radius of gyration - X (mm)	26.7	Radius of gyration - Y (mm)	34.2	Principal moments along X-Y (mm ⁴)	22324.2 along (1.0 0.1)	Principal moments along Y-X (mm ⁴)	17822.9 along (0.1 1.0)	Elastic Modulus - X (mm ²)	1 / y-max= 586.5	Elastic Modulus - Y (mm ²)	1 / x-max= 877.0	B.D. REF :
MASS PROPERTIES (UNIT)	VALUES																																																																																																																																			
Area (mm ²)	333.1																																																																																																																																			
Perimeter (mm)	302.8																																																																																																																																			
Bounding Box - X (mm)	-20.0 to 25.0																																																																																																																																			
Bounding Box - Y (mm)	-39.8 to 39.8																																																																																																																																			
Centroid - X (mm)	0.0																																																																																																																																			
Centroid - Y (mm)	0.0																																																																																																																																			
Moments of inertia - X (mm ⁴)	25022.1																																																																																																																																			
Moments of inertia - Y (mm ⁴)	28726.0																																																																																																																																			
Product of inertia - XY (mm ⁴)	-24826.1																																																																																																																																			
Radius of gyration - X (mm)	27.5																																																																																																																																			
Radius of gyration - Y (mm)	32.7																																																																																																																																			
Principal moments along X-Y (mm ⁴)	25297.2 along (1.0 -0.1)																																																																																																																																			
Principal moments along Y-X (mm ⁴)	25979.3 along (0.1 1.0)																																																																																																																																			
Elastic Modulus - X (mm ²)	1 / y-max= 629.7																																																																																																																																			
Elastic Modulus - Y (mm ²)	1 / x-max= 1148.6																																																																																																																																			
MASS PROPERTIES (UNIT)	VALUES																																																																																																																																			
Area (mm ²)	336.42																																																																																																																																			
Perimeter (mm)	433.24																																																																																																																																			
Bounding Box - X (mm)	-28.1 to 27.9																																																																																																																																			
Bounding Box - Y (mm)	-40.5 to 40.5																																																																																																																																			
Centroid - X (mm)	0.0																																																																																																																																			
Centroid - Y (mm)	0.0																																																																																																																																			
Moments of inertia - X (mm ⁴)	27482.80																																																																																																																																			
Moments of inertia - Y (mm ⁴)	42912.09																																																																																																																																			
Product of inertia - XY (mm ⁴)	-21428.35																																																																																																																																			
Radius of gyration - X (mm)	21.8																																																																																																																																			
Radius of gyration - Y (mm)	32.8																																																																																																																																			
Principal moments along X-Y (mm ⁴)	27639.89 along (1.0 -0.08)																																																																																																																																			
Principal moments along Y-X (mm ⁴)	42683.7 along (0.0 1.00)																																																																																																																																			
Elastic Modulus - X (mm ²)	1 / y-max= 674.67																																																																																																																																			
Elastic Modulus - Y (mm ²)	1 / x-max= 1036.2																																																																																																																																			
MASS PROPERTIES (UNIT)	VALUES																																																																																																																																			
Area (mm ²)	326.3																																																																																																																																			
Perimeter (mm)	433.24																																																																																																																																			
Bounding Box - X (mm)	-25.5 to 25.5																																																																																																																																			
Bounding Box - Y (mm)	-26.4 to 43.6																																																																																																																																			
Centroid - X (mm)	0.0																																																																																																																																			
Centroid - Y (mm)	0.0																																																																																																																																			
Moments of inertia - X (mm ⁴)	21528.1																																																																																																																																			
Moments of inertia - Y (mm ⁴)	32678.8																																																																																																																																			
Product of inertia - XY (mm ⁴)	-4935.9																																																																																																																																			
Radius of gyration - X (mm)	29.5																																																																																																																																			
Radius of gyration - Y (mm)	32.5																																																																																																																																			
Principal moments along X-Y (mm ⁴)	21842.2 along (1.0 0.0)																																																																																																																																			
Principal moments along Y-X (mm ⁴)	32542.7 along (0.0 1.0)																																																																																																																																			
Elastic Modulus - X (mm ²)	1 / y-max= 641.8																																																																																																																																			
Elastic Modulus - Y (mm ²)	1 / x-max= 1200.3																																																																																																																																			
MASS PROPERTIES (UNIT)	VALUES																																																																																																																																			
Area (mm ²)	508.0																																																																																																																																			
Perimeter (mm)	283.3																																																																																																																																			
Bounding Box - X (mm)	-23.6 to 16.4																																																																																																																																			
Bounding Box - Y (mm)	-39.4 to 39.4																																																																																																																																			
Centroid - X (mm)	0.0																																																																																																																																			
Centroid - Y (mm)	0.0																																																																																																																																			
Moments of inertia - X (mm ⁴)	22291.8																																																																																																																																			
Moments of inertia - Y (mm ⁴)	29475.3																																																																																																																																			
Product of inertia - XY (mm ⁴)	24548.9																																																																																																																																			
Radius of gyration - X (mm)	26.7																																																																																																																																			
Radius of gyration - Y (mm)	34.2																																																																																																																																			
Principal moments along X-Y (mm ⁴)	22324.2 along (1.0 0.1)																																																																																																																																			
Principal moments along Y-X (mm ⁴)	17822.9 along (0.1 1.0)																																																																																																																																			
Elastic Modulus - X (mm ²)	1 / y-max= 586.5																																																																																																																																			
Elastic Modulus - Y (mm ²)	1 / x-max= 877.0																																																																																																																																			
MEMBER : IW-05 GRADE : 6063-T6 FINISH : PVF2 3-COATING		MEMBER : IW-06 GRADE : 6063-T6 FINISH : PVF2 3-COATING		MEMBER : IW-07 GRADE : 6063-T6 FINISH : PVF2 3-COATING		MEMBER : IW-08 GRADE : 6063-T6 FINISH : PVF2 3-COATING																																																																																																																														
<p>REGIONS</p> <table border="1"> <thead> <tr> <th>MASS PROPERTIES (UNIT)</th> <th>VALUES</th> </tr> </thead> <tbody> <tr><td>Area (mm²)</td><td>655.03</td></tr> <tr><td>Perimeter (mm)</td><td>411.79</td></tr> <tr><td>Bounding Box - X (mm)</td><td>-37.8 to 32.2</td></tr> <tr><td>Bounding Box - Y (mm)</td><td>-34.5 to 30.5</td></tr> <tr><td>Centroid - X (mm)</td><td>0.00</td></tr> <tr><td>Centroid - Y (mm)</td><td>0.00</td></tr> <tr><td>Moments of inertia - X (mm⁴)</td><td>10978.65</td></tr> <tr><td>Moments of inertia - Y (mm⁴)</td><td>43756.95</td></tr> <tr><td>Product of inertia - XY (mm⁴)</td><td>-13769.77</td></tr> <tr><td>Radius of gyration - X (mm)</td><td>14.24</td></tr> <tr><td>Radius of gyration - Y (mm)</td><td>28.89</td></tr> <tr><td>Principal moments along X-Y (mm⁴)</td><td>10521.49 along (0.89 0.11)</td></tr> <tr><td>Principal moments along Y-X (mm⁴)</td><td>44749.68 along (-0.11 0.89)</td></tr> <tr><td>Elastic Modulus - X (mm²)</td><td>1 / y-max= 3107.8</td></tr> <tr><td>Elastic Modulus - Y (mm²)</td><td>1 / x-max= 11581.38</td></tr> </tbody> </table>	MASS PROPERTIES (UNIT)	VALUES	Area (mm ²)	655.03	Perimeter (mm)	411.79	Bounding Box - X (mm)	-37.8 to 32.2	Bounding Box - Y (mm)	-34.5 to 30.5	Centroid - X (mm)	0.00	Centroid - Y (mm)	0.00	Moments of inertia - X (mm ⁴)	10978.65	Moments of inertia - Y (mm ⁴)	43756.95	Product of inertia - XY (mm ⁴)	-13769.77	Radius of gyration - X (mm)	14.24	Radius of gyration - Y (mm)	28.89	Principal moments along X-Y (mm ⁴)	10521.49 along (0.89 0.11)	Principal moments along Y-X (mm ⁴)	44749.68 along (-0.11 0.89)	Elastic Modulus - X (mm ²)	1 / y-max= 3107.8	Elastic Modulus - Y (mm ²)	1 / x-max= 11581.38	<p>REGIONS</p> <table border="1"> <thead> <tr> <th>MASS PROPERTIES (UNIT)</th> <th>VALUES</th> </tr> </thead> <tbody> <tr><td>Area (mm²)</td><td>1309.49</td></tr> <tr><td>Perimeter (mm)</td><td>896.82</td></tr> <tr><td>Bounding Box - X (mm)</td><td>-31.0 to 31.0</td></tr> <tr><td>Bounding Box - Y (mm)</td><td>-70.9 to 69.1</td></tr> <tr><td>Centroid - X (mm)</td><td>0.00</td></tr> <tr><td>Centroid - Y (mm)</td><td>0.00</td></tr> <tr><td>Moments of inertia - X (mm⁴)</td><td>264272.24</td></tr> <tr><td>Moments of inertia - Y (mm⁴)</td><td>582276.51</td></tr> <tr><td>Product of inertia - XY (mm⁴)</td><td>14483</td></tr> <tr><td>Radius of gyration - X (mm)</td><td>46.59</td></tr> <tr><td>Radius of gyration - Y (mm)</td><td>44.83</td></tr> <tr><td>Principal moments along X-Y (mm⁴)</td><td>264792.24 along (1.00 1.00)</td></tr> <tr><td>Principal moments along Y-X (mm⁴)</td><td>582276.51 along (0.00 1.00)</td></tr> <tr><td>Elastic Modulus - X (mm²)</td><td>1 / y-max= 6023.11</td></tr> <tr><td>Elastic Modulus - Y (mm²)</td><td>1 / x-max= 9873.04</td></tr> </tbody> </table>	MASS PROPERTIES (UNIT)	VALUES	Area (mm ²)	1309.49	Perimeter (mm)	896.82	Bounding Box - X (mm)	-31.0 to 31.0	Bounding Box - Y (mm)	-70.9 to 69.1	Centroid - X (mm)	0.00	Centroid - Y (mm)	0.00	Moments of inertia - X (mm ⁴)	264272.24	Moments of inertia - Y (mm ⁴)	582276.51	Product of inertia - XY (mm ⁴)	14483	Radius of gyration - X (mm)	46.59	Radius of gyration - Y (mm)	44.83	Principal moments along X-Y (mm ⁴)	264792.24 along (1.00 1.00)	Principal moments along Y-X (mm ⁴)	582276.51 along (0.00 1.00)	Elastic Modulus - X (mm ²)	1 / y-max= 6023.11	Elastic Modulus - Y (mm ²)	1 / x-max= 9873.04	<p>REGIONS</p> <table border="1"> <thead> <tr> <th>MASS PROPERTIES (UNIT)</th> <th>VALUES</th> </tr> </thead> <tbody> <tr><td>Area (mm²)</td><td>402.8</td></tr> <tr><td>Perimeter (mm)</td><td>357.7</td></tr> <tr><td>Bounding Box - X (mm)</td><td>-46.2 to 33.8</td></tr> <tr><td>Bounding Box - Y (mm)</td><td>-25.4 to 19.6</td></tr> <tr><td>Centroid - X (mm)</td><td>0.0</td></tr> <tr><td>Centroid - Y (mm)</td><td>0.0</td></tr> <tr><td>Moments of inertia - X (mm⁴)</td><td>3929.2</td></tr> <tr><td>Moments of inertia - Y (mm⁴)</td><td>31634.6</td></tr> <tr><td>Product of inertia - XY (mm⁴)</td><td>30218.8</td></tr> <tr><td>Radius of gyration - X (mm)</td><td>8.5</td></tr> <tr><td>Radius of gyration - Y (mm)</td><td>38.0</td></tr> <tr><td>Principal moments along X-Y (mm⁴)</td><td>2838.7 along (1.0 -0.1)</td></tr> <tr><td>Principal moments along Y-X (mm⁴)</td><td>31928.1 along (0.1 1.0)</td></tr> <tr><td>Elastic Modulus - X (mm²)</td><td>1 / y-max= 155.4</td></tr> <tr><td>Elastic Modulus - Y (mm²)</td><td>1 / x-max= 6848.4</td></tr> </tbody> </table>	MASS PROPERTIES (UNIT)	VALUES	Area (mm ²)	402.8	Perimeter (mm)	357.7	Bounding Box - X (mm)	-46.2 to 33.8	Bounding Box - Y (mm)	-25.4 to 19.6	Centroid - X (mm)	0.0	Centroid - Y (mm)	0.0	Moments of inertia - X (mm ⁴)	3929.2	Moments of inertia - Y (mm ⁴)	31634.6	Product of inertia - XY (mm ⁴)	30218.8	Radius of gyration - X (mm)	8.5	Radius of gyration - Y (mm)	38.0	Principal moments along X-Y (mm ⁴)	2838.7 along (1.0 -0.1)	Principal moments along Y-X (mm ⁴)	31928.1 along (0.1 1.0)	Elastic Modulus - X (mm ²)	1 / y-max= 155.4	Elastic Modulus - Y (mm ²)	1 / x-max= 6848.4	<p>REGIONS</p> <table border="1"> <thead> <tr> <th>MASS PROPERTIES (UNIT)</th> <th>VALUES</th> </tr> </thead> <tbody> <tr><td>Area (mm²)</td><td>426.1</td></tr> <tr><td>Perimeter (mm)</td><td>411.6</td></tr> <tr><td>Bounding Box - X (mm)</td><td>-31.8 to 38.2</td></tr> <tr><td>Bounding Box - Y (mm)</td><td>-33.6 to 31.4</td></tr> <tr><td>Centroid - X (mm)</td><td>0.0</td></tr> <tr><td>Centroid - Y (mm)</td><td>0.0</td></tr> <tr><td>Moments of inertia - X (mm⁴)</td><td>38837.2</td></tr> <tr><td>Moments of inertia - Y (mm⁴)</td><td>37724.7</td></tr> <tr><td>Product of inertia - XY (mm⁴)</td><td>32121.1</td></tr> <tr><td>Radius of gyration - X (mm)</td><td>14.7</td></tr> <tr><td>Radius of gyration - Y (mm)</td><td>28.1</td></tr> <tr><td>Principal moments along X-Y (mm⁴)</td><td>35179.1 along (1.0 -0.1)</td></tr> <tr><td>Principal moments along Y-X (mm⁴)</td><td>38983.3 along (0.1 1.0)</td></tr> <tr><td>Elastic Modulus - X (mm²)</td><td>1 / y-max= 299.8</td></tr> <tr><td>Elastic Modulus - Y (mm²)</td><td>1 / x-max= 9876.0</td></tr> </tbody> </table>	MASS PROPERTIES (UNIT)	VALUES	Area (mm ²)	426.1	Perimeter (mm)	411.6	Bounding Box - X (mm)	-31.8 to 38.2	Bounding Box - Y (mm)	-33.6 to 31.4	Centroid - X (mm)	0.0	Centroid - Y (mm)	0.0	Moments of inertia - X (mm ⁴)	38837.2	Moments of inertia - Y (mm ⁴)	37724.7	Product of inertia - XY (mm ⁴)	32121.1	Radius of gyration - X (mm)	14.7	Radius of gyration - Y (mm)	28.1	Principal moments along X-Y (mm ⁴)	35179.1 along (1.0 -0.1)	Principal moments along Y-X (mm ⁴)	38983.3 along (0.1 1.0)	Elastic Modulus - X (mm ²)	1 / y-max= 299.8	Elastic Modulus - Y (mm ²)	1 / x-max= 9876.0	CLIENT :
MASS PROPERTIES (UNIT)	VALUES																																																																																																																																			
Area (mm ²)	655.03																																																																																																																																			
Perimeter (mm)	411.79																																																																																																																																			
Bounding Box - X (mm)	-37.8 to 32.2																																																																																																																																			
Bounding Box - Y (mm)	-34.5 to 30.5																																																																																																																																			
Centroid - X (mm)	0.00																																																																																																																																			
Centroid - Y (mm)	0.00																																																																																																																																			
Moments of inertia - X (mm ⁴)	10978.65																																																																																																																																			
Moments of inertia - Y (mm ⁴)	43756.95																																																																																																																																			
Product of inertia - XY (mm ⁴)	-13769.77																																																																																																																																			
Radius of gyration - X (mm)	14.24																																																																																																																																			
Radius of gyration - Y (mm)	28.89																																																																																																																																			
Principal moments along X-Y (mm ⁴)	10521.49 along (0.89 0.11)																																																																																																																																			
Principal moments along Y-X (mm ⁴)	44749.68 along (-0.11 0.89)																																																																																																																																			
Elastic Modulus - X (mm ²)	1 / y-max= 3107.8																																																																																																																																			
Elastic Modulus - Y (mm ²)	1 / x-max= 11581.38																																																																																																																																			
MASS PROPERTIES (UNIT)	VALUES																																																																																																																																			
Area (mm ²)	1309.49																																																																																																																																			
Perimeter (mm)	896.82																																																																																																																																			
Bounding Box - X (mm)	-31.0 to 31.0																																																																																																																																			
Bounding Box - Y (mm)	-70.9 to 69.1																																																																																																																																			
Centroid - X (mm)	0.00																																																																																																																																			
Centroid - Y (mm)	0.00																																																																																																																																			
Moments of inertia - X (mm ⁴)	264272.24																																																																																																																																			
Moments of inertia - Y (mm ⁴)	582276.51																																																																																																																																			
Product of inertia - XY (mm ⁴)	14483																																																																																																																																			
Radius of gyration - X (mm)	46.59																																																																																																																																			
Radius of gyration - Y (mm)	44.83																																																																																																																																			
Principal moments along X-Y (mm ⁴)	264792.24 along (1.00 1.00)																																																																																																																																			
Principal moments along Y-X (mm ⁴)	582276.51 along (0.00 1.00)																																																																																																																																			
Elastic Modulus - X (mm ²)	1 / y-max= 6023.11																																																																																																																																			
Elastic Modulus - Y (mm ²)	1 / x-max= 9873.04																																																																																																																																			
MASS PROPERTIES (UNIT)	VALUES																																																																																																																																			
Area (mm ²)	402.8																																																																																																																																			
Perimeter (mm)	357.7																																																																																																																																			
Bounding Box - X (mm)	-46.2 to 33.8																																																																																																																																			
Bounding Box - Y (mm)	-25.4 to 19.6																																																																																																																																			
Centroid - X (mm)	0.0																																																																																																																																			
Centroid - Y (mm)	0.0																																																																																																																																			
Moments of inertia - X (mm ⁴)	3929.2																																																																																																																																			
Moments of inertia - Y (mm ⁴)	31634.6																																																																																																																																			
Product of inertia - XY (mm ⁴)	30218.8																																																																																																																																			
Radius of gyration - X (mm)	8.5																																																																																																																																			
Radius of gyration - Y (mm)	38.0																																																																																																																																			
Principal moments along X-Y (mm ⁴)	2838.7 along (1.0 -0.1)																																																																																																																																			
Principal moments along Y-X (mm ⁴)	31928.1 along (0.1 1.0)																																																																																																																																			
Elastic Modulus - X (mm ²)	1 / y-max= 155.4																																																																																																																																			
Elastic Modulus - Y (mm ²)	1 / x-max= 6848.4																																																																																																																																			
MASS PROPERTIES (UNIT)	VALUES																																																																																																																																			
Area (mm ²)	426.1																																																																																																																																			
Perimeter (mm)	411.6																																																																																																																																			
Bounding Box - X (mm)	-31.8 to 38.2																																																																																																																																			
Bounding Box - Y (mm)	-33.6 to 31.4																																																																																																																																			
Centroid - X (mm)	0.0																																																																																																																																			
Centroid - Y (mm)	0.0																																																																																																																																			
Moments of inertia - X (mm ⁴)	38837.2																																																																																																																																			
Moments of inertia - Y (mm ⁴)	37724.7																																																																																																																																			
Product of inertia - XY (mm ⁴)	32121.1																																																																																																																																			
Radius of gyration - X (mm)	14.7																																																																																																																																			
Radius of gyration - Y (mm)	28.1																																																																																																																																			
Principal moments along X-Y (mm ⁴)	35179.1 along (1.0 -0.1)																																																																																																																																			
Principal moments along Y-X (mm ⁴)	38983.3 along (0.1 1.0)																																																																																																																																			
Elastic Modulus - X (mm ²)	1 / y-max= 299.8																																																																																																																																			
Elastic Modulus - Y (mm ²)	1 / x-max= 9876.0																																																																																																																																			
MEMBER : IW-09 GRADE : 6063-T6 FINISH : PVF2 3-COATING		MEMBER : IW-10 GRADE : 6063-T6 FINISH : PVF2 3-COATING		MEMBER : IW-11 GRADE : 6063-T6 FINISH : PVF2 3-COATING		MEMBER : IW-12 GRADE : 6063-T6 FINISH : PVF2 3-COATING																																																																																																																														
<p>REGIONS</p> <table border="1"> <thead> <tr> <th>MASS PROPERTIES (UNIT)</th> <th>VALUES</th> </tr> </thead> <tbody> <tr><td>Area (mm²)</td><td>676.97</td></tr> <tr><td>Perimeter (mm)</td><td>394.27</td></tr> <tr><td>Bounding Box - X (mm)</td><td>-34.7 to 35.3</td></tr> <tr><td>Bounding Box - Y (mm)</td><td>-40.1 to 40.9</td></tr> <tr><td>Centroid - X (mm)</td><td>0.00</td></tr> <tr><td>Centroid - Y (mm)</td><td>0.00</td></tr> <tr><td>Moments of inertia - X (mm⁴)</td><td>30679.7</td></tr> <tr><td>Moments of inertia - Y (mm⁴)</td><td>46257.46</td></tr> <tr><td>Product of inertia - XY (mm⁴)</td><td>-49259.68</td></tr> <tr><td>Radius of gyration - X (mm)</td><td>18.44</td></tr> <tr><td>Radius of gyration - Y (mm)</td><td>30.98</td></tr> <tr><td>Principal moments along X-Y (mm⁴)</td><td>27088.53 along (0.88 0.30)</td></tr> <tr><td>Principal moments along Y-X (mm⁴)</td><td>31364.55 along (-0.30 0.88)</td></tr> <tr><td>Elastic Modulus - X (mm²)</td><td>1 / y-max= 587.06</td></tr> <tr><td>Elastic Modulus - Y (mm²)</td><td>1 / x-max= 3791.88</td></tr> </tbody> </table>	MASS PROPERTIES (UNIT)	VALUES	Area (mm ²)	676.97	Perimeter (mm)	394.27	Bounding Box - X (mm)	-34.7 to 35.3	Bounding Box - Y (mm)	-40.1 to 40.9	Centroid - X (mm)	0.00	Centroid - Y (mm)	0.00	Moments of inertia - X (mm ⁴)	30679.7	Moments of inertia - Y (mm ⁴)	46257.46	Product of inertia - XY (mm ⁴)	-49259.68	Radius of gyration - X (mm)	18.44	Radius of gyration - Y (mm)	30.98	Principal moments along X-Y (mm ⁴)	27088.53 along (0.88 0.30)	Principal moments along Y-X (mm ⁴)	31364.55 along (-0.30 0.88)	Elastic Modulus - X (mm ²)	1 / y-max= 587.06	Elastic Modulus - Y (mm ²)	1 / x-max= 3791.88	<p>REGIONS</p> <table border="1"> <thead> <tr> <th>MASS PROPERTIES (UNIT)</th> <th>VALUES</th> </tr> </thead> <tbody> <tr><td>Area (mm²)</td><td>92.59</td></tr> <tr><td>Perimeter (mm)</td><td>115.77</td></tr> <tr><td>Bounding Box - X (mm)</td><td>-13.35 to 12.65</td></tr> <tr><td>Bounding Box - Y (mm)</td><td>-11.84 to 31.00</td></tr> <tr><td>Centroid - X (mm)</td><td>0.00</td></tr> <tr><td>Centroid - Y (mm)</td><td>0.00</td></tr> <tr><td>Moments of inertia - X (mm⁴)</td><td>1209.18</td></tr> <tr><td>Moments of inertia - Y (mm⁴)</td><td>5887.53</td></tr> <tr><td>Product of inertia - XY (mm⁴)</td><td>-1153.63</td></tr> <tr><td>Radius of gyration - X (mm)</td><td>3.30</td></tr> <tr><td>Radius of gyration - Y (mm)</td><td>7.97</td></tr> <tr><td>Principal moments along X-Y (mm⁴)</td><td>788.81 along (0.88 0.33)</td></tr> <tr><td>Principal moments along Y-X (mm⁴)</td><td>3138.09 along (-0.32 0.88)</td></tr> <tr><td>Elastic Modulus - X (mm²)</td><td>1 / y-max= 86.67</td></tr> <tr><td>Elastic Modulus - Y (mm²)</td><td>1 / x-max= 442.86</td></tr> </tbody> </table>	MASS PROPERTIES (UNIT)	VALUES	Area (mm ²)	92.59	Perimeter (mm)	115.77	Bounding Box - X (mm)	-13.35 to 12.65	Bounding Box - Y (mm)	-11.84 to 31.00	Centroid - X (mm)	0.00	Centroid - Y (mm)	0.00	Moments of inertia - X (mm ⁴)	1209.18	Moments of inertia - Y (mm ⁴)	5887.53	Product of inertia - XY (mm ⁴)	-1153.63	Radius of gyration - X (mm)	3.30	Radius of gyration - Y (mm)	7.97	Principal moments along X-Y (mm ⁴)	788.81 along (0.88 0.33)	Principal moments along Y-X (mm ⁴)	3138.09 along (-0.32 0.88)	Elastic Modulus - X (mm ²)	1 / y-max= 86.67	Elastic Modulus - Y (mm ²)	1 / x-max= 442.86	<p>REGIONS</p> <table border="1"> <thead> <tr> <th>MASS PROPERTIES (UNIT)</th> <th>VALUES</th> </tr> </thead> <tbody> <tr><td>Area (mm²)</td><td>476.9</td></tr> <tr><td>Perimeter (mm)</td><td>402.9</td></tr> <tr><td>Bounding Box - X (mm)</td><td>-39.0 to 50.0</td></tr> <tr><td>Bounding Box - Y (mm)</td><td>-26.4 to 23.6</td></tr> <tr><td>Centroid - X (mm)</td><td>0.00</td></tr> <tr><td>Centroid - Y (mm)</td><td>0.00</td></tr> <tr><td>Moments of inertia - X (mm⁴)</td><td>46769.78</td></tr> <tr><td>Moments of inertia - Y (mm⁴)</td><td>38756.83</td></tr> <tr><td>Product of inertia - XY (mm⁴)</td><td>-42618</td></tr> <tr><td>Radius of gyration - X (mm)</td><td>18.86</td></tr> <tr><td>Radius of gyration - Y (mm)</td><td>30.88</td></tr> <tr><td>Principal moments along X-Y (mm⁴)</td><td>22048.69 along (0.88 -0.34)</td></tr> <tr><td>Principal moments along Y-X (mm⁴)</td><td>53971.44 along (-0.34 0.88)</td></tr> <tr><td>Elastic Modulus - X (mm²)</td><td>1 / y-max= 376.88</td></tr> <tr><td>Elastic Modulus - Y (mm²)</td><td>1 / x-max= 914.08</td></tr> </tbody> </table>	MASS PROPERTIES (UNIT)	VALUES	Area (mm ²)	476.9	Perimeter (mm)	402.9	Bounding Box - X (mm)	-39.0 to 50.0	Bounding Box - Y (mm)	-26.4 to 23.6	Centroid - X (mm)	0.00	Centroid - Y (mm)	0.00	Moments of inertia - X (mm ⁴)	46769.78	Moments of inertia - Y (mm ⁴)	38756.83	Product of inertia - XY (mm ⁴)	-42618	Radius of gyration - X (mm)	18.86	Radius of gyration - Y (mm)	30.88	Principal moments along X-Y (mm ⁴)	22048.69 along (0.88 -0.34)	Principal moments along Y-X (mm ⁴)	53971.44 along (-0.34 0.88)	Elastic Modulus - X (mm ²)	1 / y-max= 376.88	Elastic Modulus - Y (mm ²)	1 / x-max= 914.08	<p>REGIONS</p> <table border="1"> <thead> <tr> <th>MASS PROPERTIES (UNIT)</th> <th>VALUES</th> </tr> </thead> <tbody> <tr><td>Area (mm²)</td><td>618.82</td></tr> <tr><td>Perimeter (mm)</td><td>548.41</td></tr> <tr><td>Bounding Box - X (mm)</td><td>-40.5 to 34.5</td></tr> <tr><td>Bounding Box - Y (mm)</td><td>-37.6 to 32.4</td></tr> <tr><td>Centroid - X (mm)</td><td>0.00</td></tr> <tr><td>Centroid - Y (mm)</td><td>0.00</td></tr> <tr><td>Moments of inertia - X (mm⁴)</td><td>46925.05</td></tr> <tr><td>Moments of inertia - Y (mm⁴)</td><td>20829.70</td></tr> <tr><td>Product of inertia - XY (mm⁴)</td><td>49368.18</td></tr> <tr><td>Radius of gyration - X (mm)</td><td>27.41</td></tr> <tr><td>Radius of gyration - Y (mm)</td><td>18.33</td></tr> <tr><td>Principal moments along X-Y (mm⁴)</td><td>47471.18 along (0.88 0.18)</td></tr> <tr><td>Principal moments along Y-X (mm⁴)</td><td>189149.58 along (-0.18 0.88)</td></tr> <tr><td>Elastic Modulus - X (mm²)</td><td>1 / y-max= 1240.00</td></tr> <tr><td>Elastic Modulus - Y (mm²)</td><td>1 / x-max= 514.08</td></tr> </tbody> </table>	MASS PROPERTIES (UNIT)	VALUES	Area (mm ²)	618.82	Perimeter (mm)	548.41	Bounding Box - X (mm)	-40.5 to 34.5	Bounding Box - Y (mm)	-37.6 to 32.4	Centroid - X (mm)	0.00	Centroid - Y (mm)	0.00	Moments of inertia - X (mm ⁴)	46925.05	Moments of inertia - Y (mm ⁴)	20829.70	Product of inertia - XY (mm ⁴)	49368.18	Radius of gyration - X (mm)	27.41	Radius of gyration - Y (mm)	18.33	Principal moments along X-Y (mm ⁴)	47471.18 along (0.88 0.18)	Principal moments along Y-X (mm ⁴)	189149.58 along (-0.18 0.88)	Elastic Modulus - X (mm ²)	1 / y-max= 1240.00	Elastic Modulus - Y (mm ²)	1 / x-max= 514.08	ARCHITECT :
MASS PROPERTIES (UNIT)	VALUES																																																																																																																																			
Area (mm ²)	676.97																																																																																																																																			
Perimeter (mm)	394.27																																																																																																																																			
Bounding Box - X (mm)	-34.7 to 35.3																																																																																																																																			
Bounding Box - Y (mm)	-40.1 to 40.9																																																																																																																																			
Centroid - X (mm)	0.00																																																																																																																																			
Centroid - Y (mm)	0.00																																																																																																																																			
Moments of inertia - X (mm ⁴)	30679.7																																																																																																																																			
Moments of inertia - Y (mm ⁴)	46257.46																																																																																																																																			
Product of inertia - XY (mm ⁴)	-49259.68																																																																																																																																			
Radius of gyration - X (mm)	18.44																																																																																																																																			
Radius of gyration - Y (mm)	30.98																																																																																																																																			
Principal moments along X-Y (mm ⁴)	27088.53 along (0.88 0.30)																																																																																																																																			
Principal moments along Y-X (mm ⁴)	31364.55 along (-0.30 0.88)																																																																																																																																			
Elastic Modulus - X (mm ²)	1 / y-max= 587.06																																																																																																																																			
Elastic Modulus - Y (mm ²)	1 / x-max= 3791.88																																																																																																																																			
MASS PROPERTIES (UNIT)	VALUES																																																																																																																																			
Area (mm ²)	92.59																																																																																																																																			
Perimeter (mm)	115.77																																																																																																																																			
Bounding Box - X (mm)	-13.35 to 12.65																																																																																																																																			
Bounding Box - Y (mm)	-11.84 to 31.00																																																																																																																																			
Centroid - X (mm)	0.00																																																																																																																																			
Centroid - Y (mm)	0.00																																																																																																																																			
Moments of inertia - X (mm ⁴)	1209.18																																																																																																																																			
Moments of inertia - Y (mm ⁴)	5887.53																																																																																																																																			
Product of inertia - XY (mm ⁴)	-1153.63																																																																																																																																			
Radius of gyration - X (mm)	3.30																																																																																																																																			
Radius of gyration - Y (mm)	7.97																																																																																																																																			
Principal moments along X-Y (mm ⁴)	788.81 along (0.88 0.33)																																																																																																																																			
Principal moments along Y-X (mm ⁴)	3138.09 along (-0.32 0.88)																																																																																																																																			
Elastic Modulus - X (mm ²)	1 / y-max= 86.67																																																																																																																																			
Elastic Modulus - Y (mm ²)	1 / x-max= 442.86																																																																																																																																			
MASS PROPERTIES (UNIT)	VALUES																																																																																																																																			
Area (mm ²)	476.9																																																																																																																																			
Perimeter (mm)	402.9																																																																																																																																			
Bounding Box - X (mm)	-39.0 to 50.0																																																																																																																																			
Bounding Box - Y (mm)	-26.4 to 23.6																																																																																																																																			
Centroid - X (mm)	0.00																																																																																																																																			
Centroid - Y (mm)	0.00																																																																																																																																			
Moments of inertia - X (mm ⁴)	46769.78																																																																																																																																			
Moments of inertia - Y (mm ⁴)	38756.83																																																																																																																																			
Product of inertia - XY (mm ⁴)	-42618																																																																																																																																			
Radius of gyration - X (mm)	18.86																																																																																																																																			
Radius of gyration - Y (mm)	30.88																																																																																																																																			
Principal moments along X-Y (mm ⁴)	22048.69 along (0.88 -0.34)																																																																																																																																			
Principal moments along Y-X (mm ⁴)	53971.44 along (-0.34 0.88)																																																																																																																																			
Elastic Modulus - X (mm ²)	1 / y-max= 376.88																																																																																																																																			
Elastic Modulus - Y (mm ²)	1 / x-max= 914.08																																																																																																																																			
MASS PROPERTIES (UNIT)	VALUES																																																																																																																																			
Area (mm ²)	618.82																																																																																																																																			
Perimeter (mm)	548.41																																																																																																																																			
Bounding Box - X (mm)	-40.5 to 34.5																																																																																																																																			
Bounding Box - Y (mm)	-37.6 to 32.4																																																																																																																																			
Centroid - X (mm)	0.00																																																																																																																																			
Centroid - Y (mm)	0.00																																																																																																																																			
Moments of inertia - X (mm ⁴)	46925.05																																																																																																																																			
Moments of inertia - Y (mm ⁴)	20829.70																																																																																																																																			
Product of inertia - XY (mm ⁴)	49368.18																																																																																																																																			
Radius of gyration - X (mm)	27.41																																																																																																																																			
Radius of gyration - Y (mm)	18.33																																																																																																																																			
Principal moments along X-Y (mm ⁴)	47471.18 along (0.88 0.18)																																																																																																																																			
Principal moments along Y-X (mm ⁴)	189149.58 along (-0.18 0.88)																																																																																																																																			
Elastic Modulus - X (mm ²)	1 / y-max= 1240.00																																																																																																																																			
Elastic Modulus - Y (mm ²)	1 / x-max= 514.08																																																																																																																																			
MEMBER : IW-13 GRADE : 6063-T6 FINISH : PVF2 3-COATING		MEMBER : IW-14 GRADE : 6063-T6 FINISH : PVF2 3-COATING		MEMBER : IW-15 GRADE : 6063-T6 FINISH : PVF2 3-COATING		MEMBER : IW-16 GRADE : 6063-T6 FINISH :																																																																																																																														
<p>REGIONS</p> <table border="1"> <thead> <tr> <th>MASS PROPERTIES (UNIT)</th> <th>VALUES</th> </tr> </thead> <tbody> <tr><td>Area (mm²)</td><td>626.29</td></tr> <tr><td>Perimeter (mm)</td><td>627.63</td></tr> <tr><td>Bounding Box - X (mm)</td><td>-46.09 to 45.91</td></tr> <tr><td>Bounding Box - Y (mm)</td><td>-39.39 to 39.31</td></tr> <tr><td>Centroid - X (mm)</td><td>0.00</td></tr> <tr><td>Centroid - Y (mm)</td><td>0.00</td></tr> <tr><td>Moments of inertia - X (mm⁴)</td><td>50749.26</td></tr> <tr><td>Moments of inertia - Y (mm⁴)</td><td>348854.50</td></tr> <tr><td>Product of inertia - XY (mm⁴)</td><td>7184.28</td></tr> <tr><td>Radius of gyration - X (mm)</td><td>22.57</td></tr> <tr><td>Radius of gyration - Y (mm)</td><td>30791.63 along (1.00 0.00)</td></tr> <tr><td>Principal moments along X-Y (mm⁴)</td><td>348531.12 along (-0.05 1.00)</td></tr> <tr><td>Principal moments along Y-X (mm⁴)</td><td>22913.44</td></tr> <tr><td>Elastic Modulus - X (mm²)</td><td>1 / y-max= 7599.56</td></tr> <tr><td>Elastic Modulus - Y (mm²)</td><td>1 / x-max= 3269.56</td></tr> </tbody> </table>	MASS PROPERTIES (UNIT)	VALUES	Area (mm ²)	626.29	Perimeter (mm)	627.63	Bounding Box - X (mm)	-46.09 to 45.91	Bounding Box - Y (mm)	-39.39 to 39.31	Centroid - X (mm)	0.00	Centroid - Y (mm)	0.00	Moments of inertia - X (mm ⁴)	50749.26	Moments of inertia - Y (mm ⁴)	348854.50	Product of inertia - XY (mm ⁴)	7184.28	Radius of gyration - X (mm)	22.57	Radius of gyration - Y (mm)	30791.63 along (1.00 0.00)	Principal moments along X-Y (mm ⁴)	348531.12 along (-0.05 1.00)	Principal moments along Y-X (mm ⁴)	22913.44	Elastic Modulus - X (mm ²)	1 / y-max= 7599.56	Elastic Modulus - Y (mm ²)	1 / x-max= 3269.56	<p>REGIONS</p> <table border="1"> <thead> <tr> <th>MASS PROPERTIES (UNIT)</th> <th>VALUES</th> </tr> </thead> <tbody> <tr><td>Area (mm²)</td><td>93.9</td></tr> <tr><td>Perimeter (mm)</td><td>142.18</td></tr> <tr><td>Bounding Box - X (mm)</td><td>-11.87 to 13.31</td></tr> <tr><td>Bounding Box - Y (mm)</td><td>-13.28 to 8.72</td></tr> <tr><td>Centroid - X (mm)</td><td>0.00</td></tr> <tr><td>Centroid - Y (mm)</td><td>0.00</td></tr> <tr><td>Moments of inertia - X (mm⁴)</td><td>0.00</td></tr> <tr><td>Moments of inertia - Y (mm⁴)</td><td>11262.48</td></tr> <tr><td>Product of inertia - XY (mm⁴)</td><td>255.94</td></tr> <tr><td>Radius of gyration - X (mm)</td><td>0.00</td></tr> <tr><td>Radius of gyration - Y (mm)</td><td>10.99</td></tr> <tr><td>Principal moments along X-Y (mm⁴)</td><td>57462.57 along (1.00 -0.00)</td></tr> <tr><td>Principal moments along Y-X (mm⁴)</td><td>112742.8 along (0.00 1.00)</td></tr> <tr><td>Elastic Modulus - X (mm²)</td><td>1 / y-max= 433.46</td></tr> <tr><td>Elastic Modulus - Y (mm²)</td><td>1 / x-max= 833.84</td></tr> </tbody> </table>	MASS PROPERTIES (UNIT)	VALUES	Area (mm ²)	93.9	Perimeter (mm)	142.18	Bounding Box - X (mm)	-11.87 to 13.31	Bounding Box - Y (mm)	-13.28 to 8.72	Centroid - X (mm)	0.00	Centroid - Y (mm)	0.00	Moments of inertia - X (mm ⁴)	0.00	Moments of inertia - Y (mm ⁴)	11262.48	Product of inertia - XY (mm ⁴)	255.94	Radius of gyration - X (mm)	0.00	Radius of gyration - Y (mm)	10.99	Principal moments along X-Y (mm ⁴)	57462.57 along (1.00 -0.00)	Principal moments along Y-X (mm ⁴)	112742.8 along (0.00 1.00)	Elastic Modulus - X (mm ²)	1 / y-max= 433.46	Elastic Modulus - Y (mm ²)	1 / x-max= 833.84	<p>REGIONS</p> <table border="1"> <thead> <tr> <th>MASS PROPERTIES (UNIT)</th> <th>VALUES</th> </tr> </thead> <tbody> <tr><td>Area (mm²)</td><td>65.54</td></tr> <tr><td>Perimeter (mm)</td><td>148.54</td></tr> <tr><td>Bounding Box - X (mm)</td><td>-10.51 to 10.49</td></tr> <tr><td>Bounding Box - Y (mm)</td><td>-11.58 to 9.04</td></tr> <tr><td>Centroid - X (mm)</td><td>0.00</td></tr> <tr><td>Centroid - Y (mm)</td><td>0.00</td></tr> <tr><td>Moments of inertia - X (mm⁴)</td><td>4721.50</td></tr> <tr><td>Moments of inertia - Y (mm⁴)</td><td>5880.84</td></tr> <tr><td>Product of inertia - XY (mm⁴)</td><td>4.13</td></tr> <tr><td>Radius of gyration - X (mm)</td><td>7.44</td></tr> <tr><td>Radius of gyration - Y (mm)</td><td>8.36</td></tr> <tr><td>Principal moments along X-Y (mm⁴)</td><td>4721.49 along (1.00 0.00)</td></tr> <tr><td>Principal moments along Y-X (mm⁴)</td><td>5880.85 along (0.00 1.00)</td></tr> <tr><td>Elastic Modulus - X (mm²)</td><td>1 / y-max= 439.46</td></tr> <tr><td>Elastic Modulus - Y (mm²)</td><td>1 / x-max= 589.52</td></tr> </tbody> </table>	MASS PROPERTIES (UNIT)	VALUES	Area (mm ²)	65.54	Perimeter (mm)	148.54	Bounding Box - X (mm)	-10.51 to 10.49	Bounding Box - Y (mm)	-11.58 to 9.04	Centroid - X (mm)	0.00	Centroid - Y (mm)	0.00	Moments of inertia - X (mm ⁴)	4721.50	Moments of inertia - Y (mm ⁴)	5880.84	Product of inertia - XY (mm ⁴)	4.13	Radius of gyration - X (mm)	7.44	Radius of gyration - Y (mm)	8.36	Principal moments along X-Y (mm ⁴)	4721.49 along (1.00 0.00)	Principal moments along Y-X (mm ⁴)	5880.85 along (0.00 1.00)	Elastic Modulus - X (mm ²)	1 / y-max= 439.46	Elastic Modulus - Y (mm ²)	1 / x-max= 589.52	<p>REGIONS</p> <table border="1"> <thead> <tr> <th>MASS PROPERTIES (UNIT)</th> <th>VALUES</th> </tr> </thead> <tbody> <tr><td>Area (mm²)</td><td>98.71</td></tr> <tr><td>Perimeter (mm)</td><td>170.18</td></tr> <tr><td>Bounding Box - X (mm)</td><td>-14.46 to 14.54</td></tr> <tr><td>Bounding Box - Y (mm)</td><td>-11.57 to 8.83</td></tr> <tr><td>Centroid - X (mm)</td><td>0.00</td></tr> <tr><td>Centroid - Y (mm)</td><td>0.00</td></tr> <tr><td>Moments of inertia - X (mm⁴)</td><td>6302.63</td></tr> <tr><td>Moments of inertia - Y (mm⁴)</td><td>13504.86</td></tr> <tr><td>Product of inertia - XY (mm⁴)</td><td>10.60</td></tr> <tr><td>Radius of gyration - X (mm)</td><td>7.89</td></tr> <tr><td>Radius of gyration - Y (mm)</td><td>11.70</td></tr> <tr><td>Principal moments along X-Y (mm⁴)</td><td>6302.63 along (1.00 0.00)</td></tr> <tr><td>Principal moments along Y-X (mm⁴)</td><td>13504.88 along (0.00 1.00)</td></tr> <tr><td>Elastic Modulus - X (mm²)</td><td>1 / y-max= 478.38</td></tr> <tr><td>Elastic Modulus - Y (mm²)</td><td>1 / x-max= 928.83</td></tr> </tbody> </table>	MASS PROPERTIES (UNIT)	VALUES	Area (mm ²)	98.71	Perimeter (mm)	170.18	Bounding Box - X (mm)	-14.46 to 14.54	Bounding Box - Y (mm)	-11.57 to 8.83	Centroid - X (mm)	0.00	Centroid - Y (mm)	0.00	Moments of inertia - X (mm ⁴)	6302.63	Moments of inertia - Y (mm ⁴)	13504.86	Product of inertia - XY (mm ⁴)	10.60	Radius of gyration - X (mm)	7.89	Radius of gyration - Y (mm)	11.70	Principal moments along X-Y (mm ⁴)	6302.63 along (1.00 0.00)	Principal moments along Y-X (mm ⁴)	13504.88 along (0.00 1.00)	Elastic Modulus - X (mm ²)	1 / y-max= 478.38	Elastic Modulus - Y (mm ²)	1 / x-max= 928.83	ARCHITECT :
MASS PROPERTIES (UNIT)	VALUES																																																																																																																																			
Area (mm ²)	626.29																																																																																																																																			
Perimeter (mm)	627.63																																																																																																																																			
Bounding Box - X (mm)	-46.09 to 45.91																																																																																																																																			
Bounding Box - Y (mm)	-39.39 to 39.31																																																																																																																																			
Centroid - X (mm)	0.00																																																																																																																																			
Centroid - Y (mm)	0.00																																																																																																																																			
Moments of inertia - X (mm ⁴)	50749.26																																																																																																																																			
Moments of inertia - Y (mm ⁴)	348854.50																																																																																																																																			
Product of inertia - XY (mm ⁴)	7184.28																																																																																																																																			
Radius of gyration - X (mm)	22.57																																																																																																																																			
Radius of gyration - Y (mm)	30791.63 along (1.00 0.00)																																																																																																																																			
Principal moments along X-Y (mm ⁴)	348531.12 along (-0.05 1.00)																																																																																																																																			
Principal moments along Y-X (mm ⁴)	22913.44																																																																																																																																			
Elastic Modulus - X (mm ²)	1 / y-max= 7599.56																																																																																																																																			
Elastic Modulus - Y (mm ²)	1 / x-max= 3269.56																																																																																																																																			
MASS PROPERTIES (UNIT)	VALUES																																																																																																																																			
Area (mm ²)	93.9																																																																																																																																			
Perimeter (mm)	142.18																																																																																																																																			
Bounding Box - X (mm)	-11.87 to 13.31																																																																																																																																			
Bounding Box - Y (mm)	-13.28 to 8.72																																																																																																																																			
Centroid - X (mm)	0.00																																																																																																																																			
Centroid - Y (mm)	0.00																																																																																																																																			
Moments of inertia - X (mm ⁴)	0.00																																																																																																																																			
Moments of inertia - Y (mm ⁴)	11262.48																																																																																																																																			
Product of inertia - XY (mm ⁴)	255.94																																																																																																																																			
Radius of gyration - X (mm)	0.00																																																																																																																																			
Radius of gyration - Y (mm)	10.99																																																																																																																																			
Principal moments along X-Y (mm ⁴)	57462.57 along (1.00 -0.00)																																																																																																																																			
Principal moments along Y-X (mm ⁴)	112742.8 along (0.00 1.00)																																																																																																																																			
Elastic Modulus - X (mm ²)	1 / y-max= 433.46																																																																																																																																			
Elastic Modulus - Y (mm ²)	1 / x-max= 833.84																																																																																																																																			
MASS PROPERTIES (UNIT)	VALUES																																																																																																																																			
Area (mm ²)	65.54																																																																																																																																			
Perimeter (mm)	148.54																																																																																																																																			
Bounding Box - X (mm)	-10.51 to 10.49																																																																																																																																			
Bounding Box - Y (mm)	-11.58 to 9.04																																																																																																																																			
Centroid - X (mm)	0.00																																																																																																																																			
Centroid - Y (mm)	0.00																																																																																																																																			
Moments of inertia - X (mm ⁴)	4721.50																																																																																																																																			
Moments of inertia - Y (mm ⁴)	5880.84																																																																																																																																			
Product of inertia - XY (mm ⁴)	4.13																																																																																																																																			
Radius of gyration - X (mm)	7.44																																																																																																																																			
Radius of gyration - Y (mm)	8.36																																																																																																																																			
Principal moments along X-Y (mm ⁴)	4721.49 along (1.00 0.00)																																																																																																																																			
Principal moments along Y-X (mm ⁴)	5880.85 along (0.00 1.00)																																																																																																																																			
Elastic Modulus - X (mm ²)	1 / y-max= 439.46																																																																																																																																			
Elastic Modulus - Y (mm ²)	1 / x-max= 589.52																																																																																																																																			
MASS PROPERTIES (UNIT)	VALUES																																																																																																																																			
Area (mm ²)	98.71																																																																																																																																			
Perimeter (mm)	170.18																																																																																																																																			
Bounding Box - X (mm)	-14.46 to 14.54																																																																																																																																			
Bounding Box - Y (mm)	-11.57 to 8.83																																																																																																																																			
Centroid - X (mm)	0.00																																																																																																																																			
Centroid - Y (mm)	0.00																																																																																																																																			
Moments of inertia - X (mm ⁴)	6302.63																																																																																																																																			
Moments of inertia - Y (mm ⁴)	13504.86																																																																																																																																			
Product of inertia - XY (mm ⁴)	10.60																																																																																																																																			
Radius of gyration - X (mm)	7.89																																																																																																																																			
Radius of gyration - Y (mm)	11.70																																																																																																																																			
Principal moments along X-Y (mm ⁴)	6302.63 along (1.00 0.00)																																																																																																																																			
Principal moments along Y-X (mm ⁴)	13504.88 along (0.00 1.00)																																																																																																																																			
Elastic Modulus - X (mm ²)	1 / y-max= 478.38																																																																																																																																			
Elastic Modulus - Y (mm ²)	1 / x-max= 928.83																																																																																																																																			
MEMBER : IW-02 GRADE : 6063-T6 FINISH : PVF2 3-COATING	MEMBER : IW-06 GRADE : 6063-T6 FINISH : PVF2 3-COATING	MEMBER : IW-10 GRADE : 6063-T6 FINISH : PVF2 3-COATING	MEMBER : IW-14 GRADE : 6063-T6 FINISH : PVF2 3-COATING	MEMBER : IW-16 GRADE : 6063-T6 FINISH :	MEMBER : IW-16 GRADE : 6063-T6 FINISH :	MEMBER : IW-16 GRADE : 6063-T6 FINISH :	MEMBER : IW-16 GRADE : 6063-T6 FINISH :																																																																																																																													
<p>NOTE :</p> <ol style="list-style-type: none"> ALL DIMENSIONS ARE IN MM. ALL ELEVATIONS ARE VIEWED FROM OUTSIDE. ALL DIMENSIONS TO BE VERIFIED ON SITE BEFORE FABRICATION. <p>LEGEND :</p> <p>X1 --- DETAIL MARK NO. X001 --- REFER SHEET NO.</p> <ol style="list-style-type: none"> F.F.L --- FINISHED FLOOR LEVEL S.F.L --- STRUCTURAL FLOOR LEVEL R --- REVERSED DETAIL GLASS LEGEND <p>EGL-1 --- 8mmHS+12mm AIR GAP+10mmTP THK. I.G.U. EGL-1A --- 8mmHS+12mm AIR GAP+8mmTP THK. I.G.U. EGL-2 --- 10mm THK. CLEAR TEMPERED GLASS EGL-4 --- 10mm THK. TEMPERED ACID ETCHED GLASS</p>																																																																																																																																				
<table border="1"> <thead> <tr> <th>A</th> <th>NO.</th> <th>DATE</th> <th>REVISION SUBJECT TO ARCH.COMMENT</th> <th>REVISED</th> <th>BY</th> </tr> </thead> <tbody> <tr> <td></td> <td></td> <td>10/11/2021</td> <td></td> <td></td> <td>Ivan</td> </tr> </tbody> </table>								A	NO.	DATE	REVISION SUBJECT TO ARCH.COMMENT	REVISED	BY			10/11/2021			Ivan																																																																																																																	
A	NO.	DATE	REVISION SUBJECT TO ARCH.COMMENT	REVISED	BY																																																																																																																															
		10/11/2021			Ivan																																																																																																																															
<p>JOB NO. : J-856</p> <p>PROJECT : PROPOSED DEVELOPMENT ABOVE LIGHT RAIL TIN WING STOP, TSWTL NO.23, AREA 33, TIN SHUI WAI, N.T.</p> <p>TITLE : DIE LIST FOR IN-SITU WINDOW</p> <p>DATE : 02-Aug-21 SCALE : 1:40</p> <p>DRAWN BY : Ivan CHECKED BY :</p> <p>美特鋁質有限公司 MIDI ALUMINIUM FABRICATOR LTD. Units 6-8, Sunroy Industrial Centre, 1/F 610 Cho Kwong Road, Kowloon Tel: 23489211-4 Fax: (852) 27727666</p> <p>DWG NO. : J856-SD-IW-1101 REV. : A</p>																																																																																																																																				

MEMBER : IW-17
GRADE : 6063-T6
FINISH : PVF2 3-COATING

REGIONS

MASS PROPERTIES (UNIT)	VALUES
Area (mm ²) :	742.04
Perimeter (mm) :	857.56
Bounding Box - X (mm) :	-57.58 to 62.42
Bounding Box - Y (mm) :	-14.62 to 23.38
Centroid - X (mm) :	0.00
Centroid - Y (mm) :	0.00
Moments of inertia - X (mm ⁴) :	69444.12
Moments of inertia - Y (mm ⁴) :	104291.35
Product of inertia - XY (mm ⁴) :	22107.78
Radius of gyration - X (mm) :	8.49
Radius of gyration - Y (mm) :	11.49
Principal moments along X-Y (mm ⁴) :	65444.09 along (1.00 -0.00)
Principal moments along Y-X (mm ⁴) :	104339.38 along (0.00 1.00)
Elastic Modulus - Zx (mm ²) :	I / y-max= 2951.13
Elastic Modulus - Zy (mm ²) :	I / x-max= 16707.30

MEMBER : IW-18
GRADE : 6063-T6
FINISH : PVF2 3-COATING

REGIONS

MASS PROPERTIES (UNIT)	VALUES
Area (mm ²) :	297.59
Perimeter (mm) :	361.01
Bounding Box - X (mm) :	-48.28 to 17.25
Bounding Box - Y (mm) :	-17.86 to 43.44
Centroid - X (mm) :	0.00
Centroid - Y (mm) :	0.00
Moments of inertia - X (mm ⁴) :	134822.28
Moments of inertia - Y (mm ⁴) :	96307.07
Product of inertia - XY (mm ⁴) :	-63007.66
Radius of gyration - X (mm) :	21.29
Radius of gyration - Y (mm) :	15.99
Principal moments along X-Y (mm ⁴) :	181475.43 along (0.80 -0.59)
Principal moments along Y-X (mm ⁴) :	49893.92 along (0.59 0.80)
Elastic Modulus - Zx (mm ²) :	I / y-max= 3154.31
Elastic Modulus - Zy (mm ²) :	I / x-max= 1995.72

MEMBER : IW-19
GRADE : 6063-T6
FINISH : PVF2 3-COATING

REGIONS

MASS PROPERTIES (UNIT)	VALUES
Area (mm ²) :	89.28
Perimeter (mm) :	122.31
Bounding Box - X (mm) :	-10.71 to 11.29
Bounding Box - Y (mm) :	-4.89 to 10.63
Centroid - X (mm) :	0.00
Centroid - Y (mm) :	0.00
Moments of inertia - X (mm ⁴) :	2833.89
Moments of inertia - Y (mm ⁴) :	5584.24
Product of inertia - XY (mm ⁴) :	-2870.40
Radius of gyration - X (mm) :	5.53
Radius of gyration - Y (mm) :	7.50
Principal moments along X-Y (mm ⁴) :	2798.75 along (1.00 -0.00)
Principal moments along Y-X (mm ⁴) :	5656.18 along (0.00 1.00)
Elastic Modulus - Zx (mm ²) :	I / y-max= 265.53
Elastic Modulus - Zy (mm ²) :	I / x-max= 694.55

MEMBER : IW-20
GRADE : 6063-T6
FINISH : PVF2 3-COATING

REGIONS

MASS PROPERTIES (UNIT)	VALUES
Area (mm ²) :	13.68
Perimeter (mm) :	39.72
Bounding Box - X (mm) :	-5.07 to 11.93
Bounding Box - Y (mm) :	-19.15 to 10.85
Centroid - X (mm) :	0.00
Centroid - Y (mm) :	0.00
Moments of inertia - X (mm ⁴) :	4670.95
Moments of inertia - Y (mm ⁴) :	2255.17
Product of inertia - XY (mm ⁴) :	-2870.40
Radius of gyration - X (mm) :	6.51
Radius of gyration - Y (mm) :	4.53
Principal moments along X-Y (mm ⁴) :	8084.51 along (0.90 -0.44)
Principal moments along Y-X (mm ⁴) :	842.22 along (0.44 0.90)
Elastic Modulus - Zx (mm ²) :	I / y-max= 348.12
Elastic Modulus - Zy (mm ²) :	I / x-max= 181.94

MEMBER : IW-21
GRADE : 6063-T6
FINISH : PVF2 3-COATING

REGIONS

MASS PROPERTIES (UNIT)	VALUES
Area (mm ²) :	47.84
Perimeter (mm) :	92.68
Bounding Box - X (mm) :	-5.29 to 5.30
Bounding Box - Y (mm) :	-11.84 to 9.87
Centroid - X (mm) :	0.00
Centroid - Y (mm) :	0.00
Moments of inertia - X (mm ⁴) :	2012.74
Moments of inertia - Y (mm ⁴) :	425.73
Product of inertia - XY (mm ⁴) :	0.01
Radius of gyration - X (mm) :	6.49
Radius of gyration - Y (mm) :	2.07
Principal moments along X-Y (mm ⁴) :	2012.74 along (1.00 0.00)
Principal moments along Y-X (mm ⁴) :	425.73 along (0.00 1.00)
Elastic Modulus - Zx (mm ²) :	I / y-max= 172.91
Elastic Modulus - Zy (mm ²) :	I / x-max= 155.90

MEMBER : IW-22
GRADE : 6063-T6
FINISH : PVF2 3-COATING

REGIONS

MASS PROPERTIES (UNIT)	VALUES
Area (mm ²) :	82.14
Perimeter (mm) :	287.4
Bounding Box - X (mm) :	-18.2 to 25.3
Bounding Box - Y (mm) :	-28.7 to 21.3
Centroid - X (mm) :	0.00
Centroid - Y (mm) :	0.00
Moments of inertia - X (mm ⁴) :	11522.9
Moments of inertia - Y (mm ⁴) :	2833.89
Product of inertia - XY (mm ⁴) :	-11252.5
Radius of gyration - X (mm) :	20.1
Radius of gyration - Y (mm) :	16.8
Principal moments along X-Y (mm ⁴) :	11931.7 along (1.0 -0.2)
Principal moments along Y-X (mm ⁴) :	2505.0 along (0.2 1.0)
Elastic Modulus - Zx (mm ²) :	I / y-max= 403.1
Elastic Modulus - Zy (mm ²) :	I / x-max= 1131.8

MEMBER : IW-23
GRADE : 6063-T6
FINISH : PVF2 3-COATING

REGIONS

MASS PROPERTIES (UNIT)	VALUES
Area (mm ²) :	262.4
Perimeter (mm) :	468.8
Bounding Box - X (mm) :	-19.2 to 25.3
Bounding Box - Y (mm) :	-28.7 to 21.3
Centroid - X (mm) :	0.00
Centroid - Y (mm) :	0.00
Moments of inertia - X (mm ⁴) :	109165.85
Moments of inertia - Y (mm ⁴) :	42758.51
Product of inertia - XY (mm ⁴) :	-15754.10
Radius of gyration - X (mm) :	16.60
Radius of gyration - Y (mm) :	10.00
Principal moments along X-Y (mm ⁴) :	112713.62 along (0.96 -0.22)
Principal moments along Y-X (mm ⁴) :	39208.74 along (0.22 0.96)
Elastic Modulus - Zx (mm ²) :	I / y-max= 324.15
Elastic Modulus - Zy (mm ²) :	I / x-max= 1933.08

MEMBER : IW-24
GRADE : 6063-T6
FINISH : PVF2 3-COATING

REGIONS

MASS PROPERTIES (UNIT)	VALUES
Area (mm ²) :	448.79
Perimeter (mm) :	148.82
Bounding Box - X (mm) :	-28.07 to 27.93
Bounding Box - Y (mm) :	-20.77 to 29.23
Centroid - X (mm) :	0.00
Centroid - Y (mm) :	0.00
Moments of inertia - X (mm ⁴) :	109165.85
Moments of inertia - Y (mm ⁴) :	42758.51
Product of inertia - XY (mm ⁴) :	-15754.10
Radius of gyration - X (mm) :	16.60
Radius of gyration - Y (mm) :	10.00
Principal moments along X-Y (mm ⁴) :	112713.62 along (0.96 -0.22)
Principal moments along Y-X (mm ⁴) :	39208.74 along (0.22 0.96)
Elastic Modulus - Zx (mm ²) :	I / y-max= 324.15
Elastic Modulus - Zy (mm ²) :	I / x-max= 1933.08

MEMBER : IW-25
GRADE : 6063-T6
FINISH : PVF2 3-COATING

REGIONS

MASS PROPERTIES (UNIT)	VALUES
Area (mm ²) :	799.85
Perimeter (mm) :	558.01
Bounding Box - X (mm) :	-45.95 to 34.05
Bounding Box - Y (mm) :	-35.58 to 30.92
Centroid - X (mm) :	0.00
Centroid - Y (mm) :	0.00
Moments of inertia - X (mm ⁴) :	165318.62
Moments of inertia - Y (mm ⁴) :	573464.95
Product of inertia - XY (mm ⁴) :	40255.20
Radius of gyration - X (mm) :	14.38
Radius of gyration - Y (mm) :	26.78
Principal moments along X-Y (mm ⁴) :	181788.82 along (1.00 -0.10)
Principal moments along Y-X (mm ⁴) :	577494.73 along (0.10 1.00)
Elastic Modulus - Zx (mm ²) :	I / y-max= 4646.99
Elastic Modulus - Zy (mm ²) :	I / x-max= 12479.28

MEMBER : IW-26
GRADE : 6063-T6
FINISH : PVF2 3-COATING

REGIONS

MASS PROPERTIES (UNIT)	VALUES
Area (mm ²) :	356.9
Perimeter (mm) :	312.7
Bounding Box - X (mm) :	-36.1 to 23.9
Bounding Box - Y (mm) :	-25.7 to 18.73
Centroid - X (mm) :	0.00
Centroid - Y (mm) :	0.00
Moments of inertia - X (mm ⁴) :	93959.9
Moments of inertia - Y (mm ⁴) :	145281.7
Product of inertia - XY (mm ⁴) :	-23246.1
Radius of gyration - X (mm) :	9.2
Radius of gyration - Y (mm) :	20.2
Principal moments along X-Y (mm ⁴) :	181788.82 along (1.0 -0.2)
Principal moments along Y-X (mm ⁴) :	148873.6 along (0.2 1.0)
Elastic Modulus - Zx (mm ²) :	I / y-max= 1131.5
Elastic Modulus - Zy (mm ²) :	I / x-max= 408.9

MEMBER : AW-27
GRADE : 6063-T6
FINISH : PVF2 3-COATING

REGIONS

MASS PROPERTIES (UNIT)	VALUES
Area (mm ²) :	419.4
Perimeter (mm) :	374.5
Bounding Box - X (mm) :	-27.2 to 22.8
Bounding Box - Y (mm) :	-31.4 to 31.4
Centroid - X (mm) :	0.00
Centroid - Y (mm) :	0.00
Moments of inertia - X (mm ⁴) :	93959.9
Moments of inertia - Y (mm ⁴) :	173185.4
Product of inertia - XY (mm ⁴) :	-23385.0
Radius of gyration - X (mm) :	15.0
Radius of gyration - Y (mm) :	20.3
Principal moments along X-Y (mm ⁴) :	125487.2 along (1.0 0.3)
Principal moments along Y-X (mm ⁴) :	179547.5 along (-0.3 1.0)
Elastic Modulus - Zx (mm ²) :	I / y-max= 2797.1
Elastic Modulus - Zy (mm ²) :	I / x-max= 6362.4

MEMBER : IW-28
GRADE : 6063-T6
FINISH : PVF2 3-COATING

REGIONS

MASS PROPERTIES (UNIT)	VALUES
Area (mm ²) :	291.60
Perimeter (mm) :	210.68
Bounding Box - X (mm) :	-26.04 to 19.96
Bounding Box - Y (mm) :	-27.91 to 29.09
Centroid - X (mm) :	0.00
Centroid - Y (mm) :	0.00
Moments of inertia - X (mm ⁴) :	86964.50
Moments of inertia - Y (mm ⁴) :	49110.21
Product of inertia - XY (mm ⁴) :	-42758.51
Radius of gyration - X (mm) :	17.27
Radius of gyration - Y (mm) :	12.98
Principal moments along X-Y (mm ⁴) :	112713.62 along (0.96 -0.22)
Principal moments along Y-X (mm ⁴) :	39208.74 along (0.22 0.96)
Elastic Modulus - Zx (mm ²) :	I / y-max= 2989.00
Elastic Modulus - Zy (mm ²) :	I / x-max= 1933.08

MEMBER : IW-29
GRADE : 6063-T6
FINISH : PVF2 3-COATING

REGIONS

MASS PROPERTIES (UNIT)	VALUES
Area (mm ²) :	602.59
Perimeter (mm) :	316.38
Bounding Box - X (mm) :	-28.20 to 21.80
Bounding Box - Y (mm) :	-40.50 to 40.50
Centroid - X (mm) :	0.00
Centroid - Y (mm) :	0.00
Moments of inertia - X (mm ⁴) :	109443.47
Moments of inertia - Y (mm ⁴) :	211503.73
Product of inertia - XY (mm ⁴) :	0.00
Radius of gyration - X (mm) :	18.84
Radius of gyration - Y (mm) :	23.19
Principal moments along X-Y (mm ⁴) :	109443.47 along (1.00 0.00)
Principal moments along Y-X (mm ⁴) :	211503.73 along (0.00 1.00)
Elastic Modulus - Zx (mm ²) :	I / y-max= 3718.6
Elastic Modulus - Zy (mm ²) :	I / x-max= 7923.74

MEMBER : IW-30
GRADE : 6063-T6
FINISH : PVF2 3-COATING

REGIONS

MASS PROPERTIES (UNIT)	VALUES
Area (mm ²) :	424.6
Perimeter (mm) :	380.3
Bounding Box - X (mm) :	-31.8 to 33.2
Bounding Box - Y (mm) :	-33.2 to 38.4
Centroid - X (mm) :	0.00
Centroid - Y (mm) :	0.00
Moments of inertia - X (mm ⁴) :	35071.2
Moments of inertia - Y (mm ⁴) :	97855.3
Product of inertia - XY (mm ⁴) :	-32708.7
Radius of gyration - X (mm) :	28.9
Radius of gyration - Y (mm) :	15.2
Principal moments along X-Y (mm ⁴) :	359167.4 along (1.0 -0.1)
Principal moments along Y-X (mm ⁴) :	93161.2 along (0.1 1.0)
Elastic Modulus - Zx (mm ²) :	I / y-max= 925.8
Elastic Modulus - Zy (mm ²) :	I / x-max= 2944.1

MEMBER : IW-31
GRADE : 6063-T6
FINISH : PVF2 3-COATING

REGIONS

MASS PROPERTIES (UNIT)	VALUES
Area (mm ²) :	308.3
Perimeter (mm) :	280.8
Bounding Box - X (mm) :	-16.2 to 23.8
Bounding Box - Y (mm) :	-29.6 to 40.4
Centroid - X (mm) :	0.00
Centroid - Y (mm) :	0.00
Moments of inertia - X (mm ⁴) :	11416.7
Moments of inertia - Y (mm ⁴) :	19230.2
Product of inertia - XY (mm ⁴) :	-19148.9
Radius of gyration - X (mm) :	8.3
Radius of gyration - Y (mm) :	7.9
Principal moments along X-Y (mm ⁴) :	17362.8 along (0.1 -1.0)
Principal moments along Y-X (mm ⁴) :	21594.2 along (1.0 0.1)
Elastic Modulus - Zx (mm ²) :	I / y-max= 559.4
Elastic Modulus - Zy (mm ²) :	I / x-max= 809.0

MEMBER : (M1)80x40x4mm THK. G.M.S. R.H.S.
GRADE : S275
FINISH : -

REGIONS

MASS PROPERTIES (UNIT)	VALUES
Area (mm ²) :	878.8
Perimeter (mm) :	430.8
Bounding Box - X (mm) :	-20.0 to 20.0
Bounding Box - Y (mm) :	-40.0 to 40.0
Centroid - X (mm) :	0.00
Centroid - Y (mm) :	0.00
Moments of inertia - X (mm ⁴) :	480484.1
Moments of inertia - Y (mm ⁴) :	224201.7
Product of inertia - XY (mm ⁴) :	0.00
Radius of gyration - X (mm) :	23.79
Radius of gyration - Y (mm) :	15.9
Principal moments along X-Y (mm ⁴) :	602481.8 along (1.0 0.0)
Principal moments along Y-X (mm ⁴) :	224201.7 along (0.0 1.0)
Elastic Modulus - Zx (mm ²) :	I / y-max= 1705.2
Elastic Modulus - Zy (mm ²) :	I / x-max= 1912.4

B.D. REF : _____

CLIENT : **SUN HUNG KAI REAL ESTATE AGENCY LTD.**
42/F SUN HUNG KAI CENTRE, WANCHAI, HONGKONG

ARCHITECT : **IWK&partners architects**

MAIN CONTRACTOR : **Yee Fai Building Contractors Ltd.**

STRUCTURAL ENGINEER : **ARUP**

FAÇADE CONSULTANT : **ALPHA CONSULTING LIMITED**
Steel Structure & Façade Specialist

NOTE :
1. ALL DIMENSIONS ARE IN mm.
2. ALL ELEVATIONS ARE VIEWED FROM OUTSIDE.
3. ALL DIMENSIONS TO BE VERIFIED ON SITE BEFORE FABRICATION.

LEGEND :
X1 --- DETAIL MARK NO.
X001 --- REFER SHEET NO.

1. F.F.L. --- FINISHED FLOOR LEVEL
2. S.F.L. --- STRUCTURAL FLOOR LEVEL
3. (R) --- REVERSED DETAIL
4. GLASS LEGEND
EGL-1 --- 8mmHS+12mm AIR GAP+10mmTP THK. I.G.U.
EGL-1A --- 8mmHS+12mm AIR GAP+8mmTP THK. I.G.U.
EGL-2 --- 10mm THK. CLEAR TEMPERED GLASS
EGL-4 --- 10mm THK. TEMPERED ACID ETCHED GLASS

NO.	DATE	REVISION	COMMENT	BY
D	26/08/2022	REVISION	SUBJECT TO ARCH.COMMENT	Ivan
C	16/07/2022	REVISION	SUBJECT TO ARCH.COMMENT	Ivan
B	20/06/2022	REVISION	SUBJECT TO ARCH.COMMENT	Ivan
A	10/11/2021	REVISION	SUBJECT TO ARCH.COMMENT	Ivan

JOB NO. : J-856

PROJECT : PROPOSED DEVELOPMENT ABOVE LIGHT RAIL TIN WING STOP, TSWTL NO.23, AREA 33, TIN SHUI WAI, N.T.

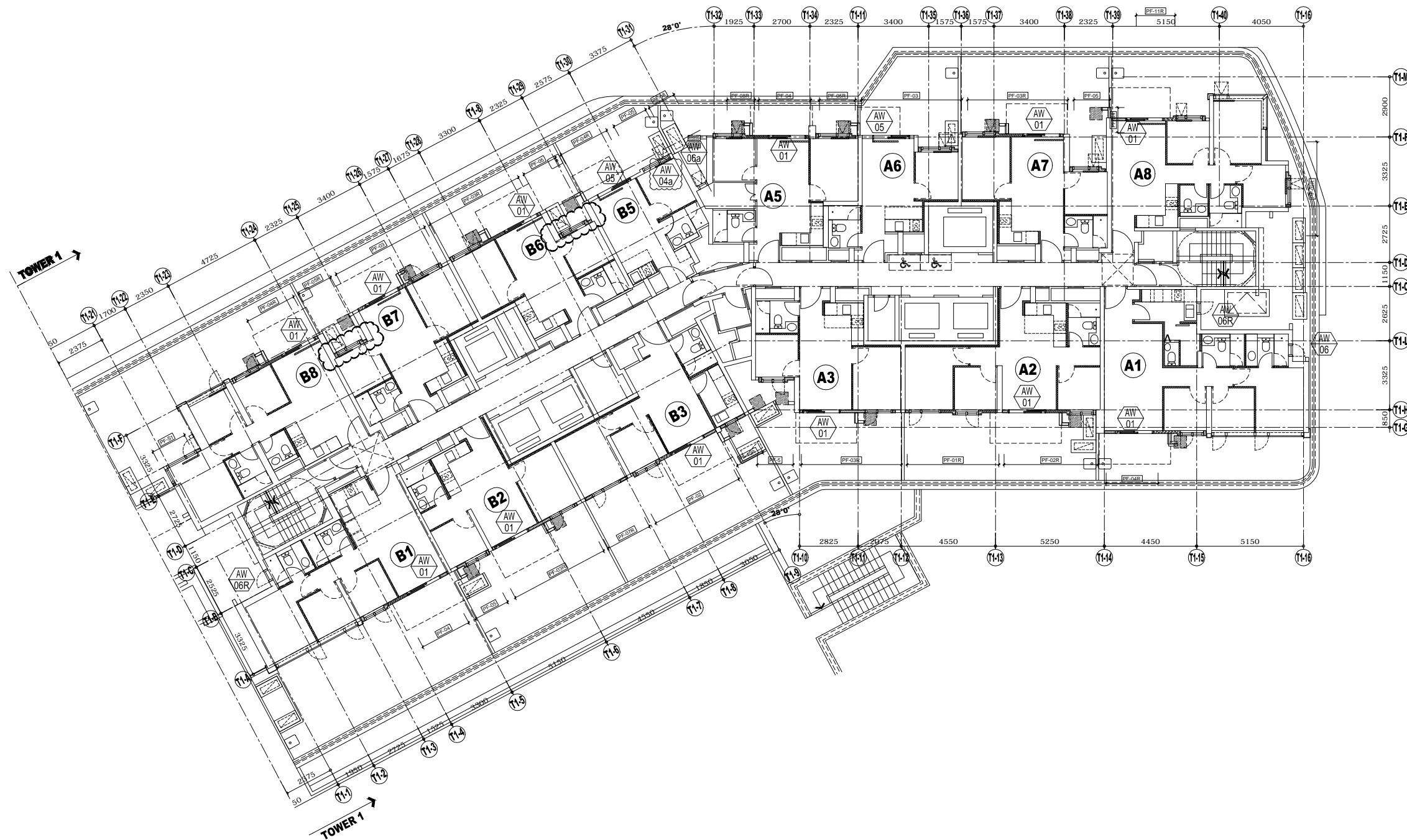
TITLE : DIE LIST FOR IN-SITU WINDOW

DATE : 02-Aug-21 SCALE : 1:40

DRAWN BY : Ivan CHECKED BY : _____

美特鋁質有限公司
MIDI ALUMINIUM FABRICATOR LTD.
Units 6-8, Sunray Industrial Centre, 1/F
610 Cha Kwo Ling Road, Kowloon
Tel: 23489211-4 Fax: (852) 2727666

DWG NO. : J856-SD-IW-1102 REV. : D



TOWER 1 3/F

B.D. REF :

CLIENT :
SUN HUNG KAI
 REAL ESTATE AGENCY LTD.
 42/F SUN HUNG KAI CENTRE, WANCHAI, HONGKONG

ARCHITECT :
lwk&partners
 architects

MAIN CONTRACTOR :
Yee Fai Building Contractors Ltd.

STRUCTURAL ENGINEER :
ARUP

FAÇADE CONSULTANT:
ALPHA CONSULTING LIMITED
 Steel Structure & Façade Specialist

NOTE :
 1. ALL DIMENSIONS ARE IN mm.
 2. ALL ELEVATIONS ARE VIEWED FROM OUTSIDE.
 3. ALL DIMENSIONS TO BE VERIFIED ON SITE BEFORE FABRICATION.

LEGEND :
 (X1) --- DETAIL MARK NO.
 (X001) --- REFER SHEET NO.
 1. F.F.L. --- FINISHED FLOOR LEVEL
 2. S.F.L. --- STRUCTURAL FLOOR LEVEL
 3. (R) --- REVERSED DETAIL
 4. GLASS LEGEND
 EGL-1 --- 8mmHS+12mm AIR GAP+8mmTP THK. I.G.U.
 EGL-2 --- 10mm THK. CLEAR TEMPERED GLASS
 EGL-4 --- 10mm THK. TEMPERED ACID ETCHED GLASS

NO.	DATE	REVISED	BY
D	22/06/2022	REVISION SUBJECT TO ARCH.COMMENT	Ivan
C	13/01/2022	REVISION SUBJECT TO ARCH.COMMENT	Ivan
B	23/11/2021	REVISION SUBJECT TO ARCH.COMMENT	Ivan
A	09/11/2021	REVISION SUBJECT TO ARCH.COMMENT	Ivan

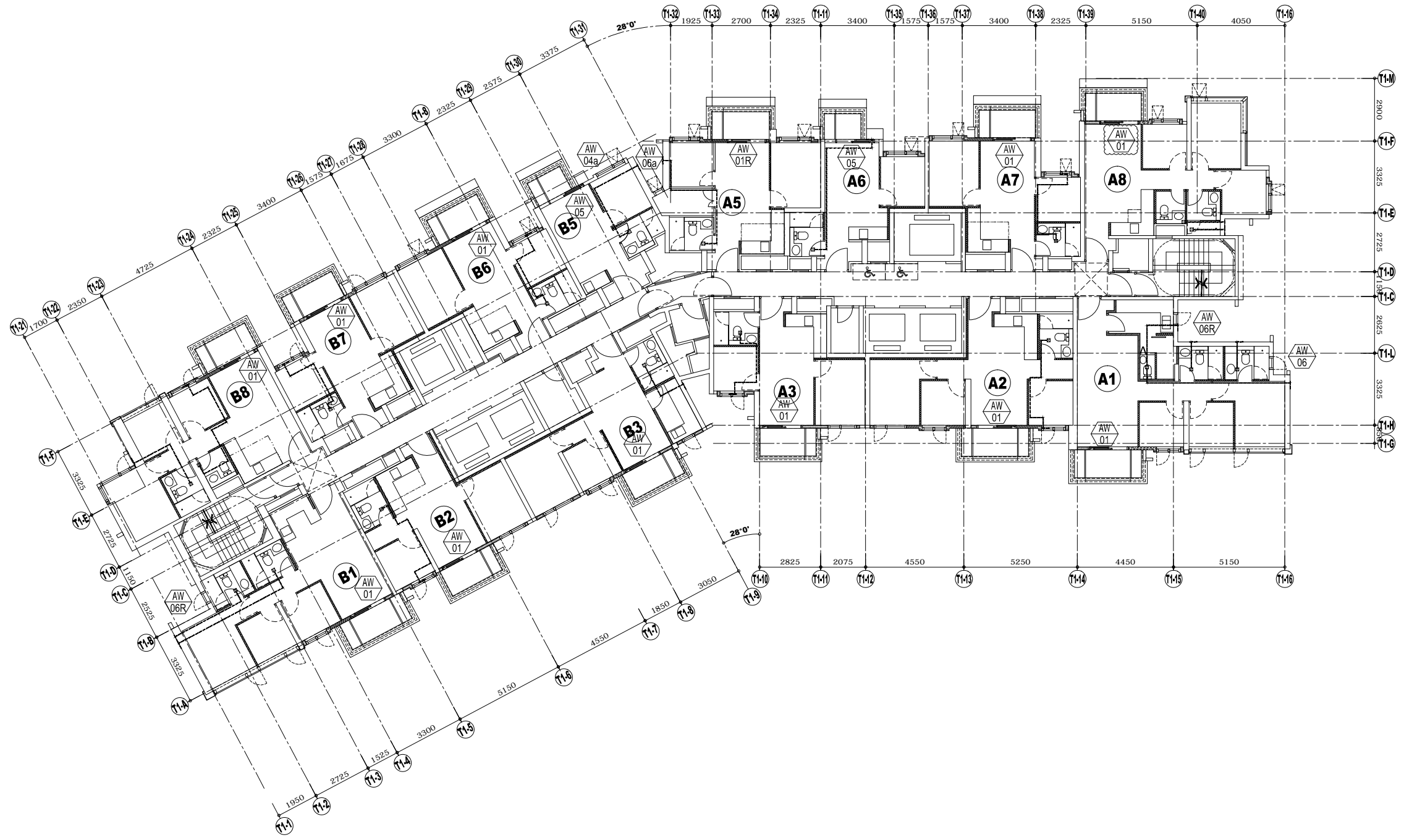
JOB NO. : J-856
 PROJECT : PROPOSED DEVELOPMENT ABOVE LIGHT RAIL TIN WING STOP, TSWTL NO.23, AREA 33, TIN SHUI WAI, N.T.

TITLE : PLAN FOR IN-SITU WINDOW AT TOWER 1

DATE : 02-Aug-21 SCALE : 1:40
 DRAWN BY : Ivan CHECKED BY :

美特鋁質有限公司
MIDI ALUMINIUM FABRICATOR LTD.
 Units 6-8, Sunray Industrial Centre, 1/F
 610 Cha Kwo Ling Road, Kowloon
 Tel:23489211-4 Fax:(852)27727666

DWG NO. : J856-SD-IW-3101 REV. : D



TOWER 1 5/F-42/F

B.D. REF :

CLIENT :
SUN HUNG KAI
 REAL ESTATE AGENCY LTD.
 42/F SUN HUNG KAI CENTRE, WANCHAI, HONGKONG

ARCHITECT :
lwk&partners
 architects

MAIN CONTRACTOR :
怡輝建築有限公司
Yee Fai Building Contractors Ltd.

STRUCTURAL ENGINEER :
ARUP

FAÇADE CONSULTANT:
ALPHA CONSULTING LIMITED
 Steel Structure & Façade Specialist

NOTE :
 1. ALL DIMENSIONS ARE IN mm.
 2. ALL ELEVATIONS ARE VIEWED FROM OUTSIDE.
 3. ALL DIMENSIONS TO BE VERIFIED ON SITE BEFORE FABRICATION.

LEGEND :
 (X1) — DETAIL MARK NO.
 (X001) — REFER SHEET NO.
 1. F.F.L. — FINISHED FLOOR LEVEL
 2. S.F.L. — STRUCTURAL FLOOR LEVEL
 3. (R) — REVERSED DETAIL
 4. GLASS LEGEND
 EGL-1 — 8mmHS+12mm AIR GAP+8mmTP THK. I.G.U.
 EGL-2 — 10mm THK. CLEAR TEMPERED GLASS
 EGL-4 — 10mm THK. TEMPERED ACID ETCHED GLASS

NO.	DATE	REVISION	BY
D	25/08/2022	REVISION SUBJECT TO ARCH.COMMENT	Ivan
C	21/06/2022	REVISION SUBJECT TO ARCH.COMMENT	Ivan
B	13/01/2022	REVISION SUBJECT TO ARCH.COMMENT	Ivan
A	23/11/2021	REVISION SUBJECT TO ARCH.COMMENT	Ivan

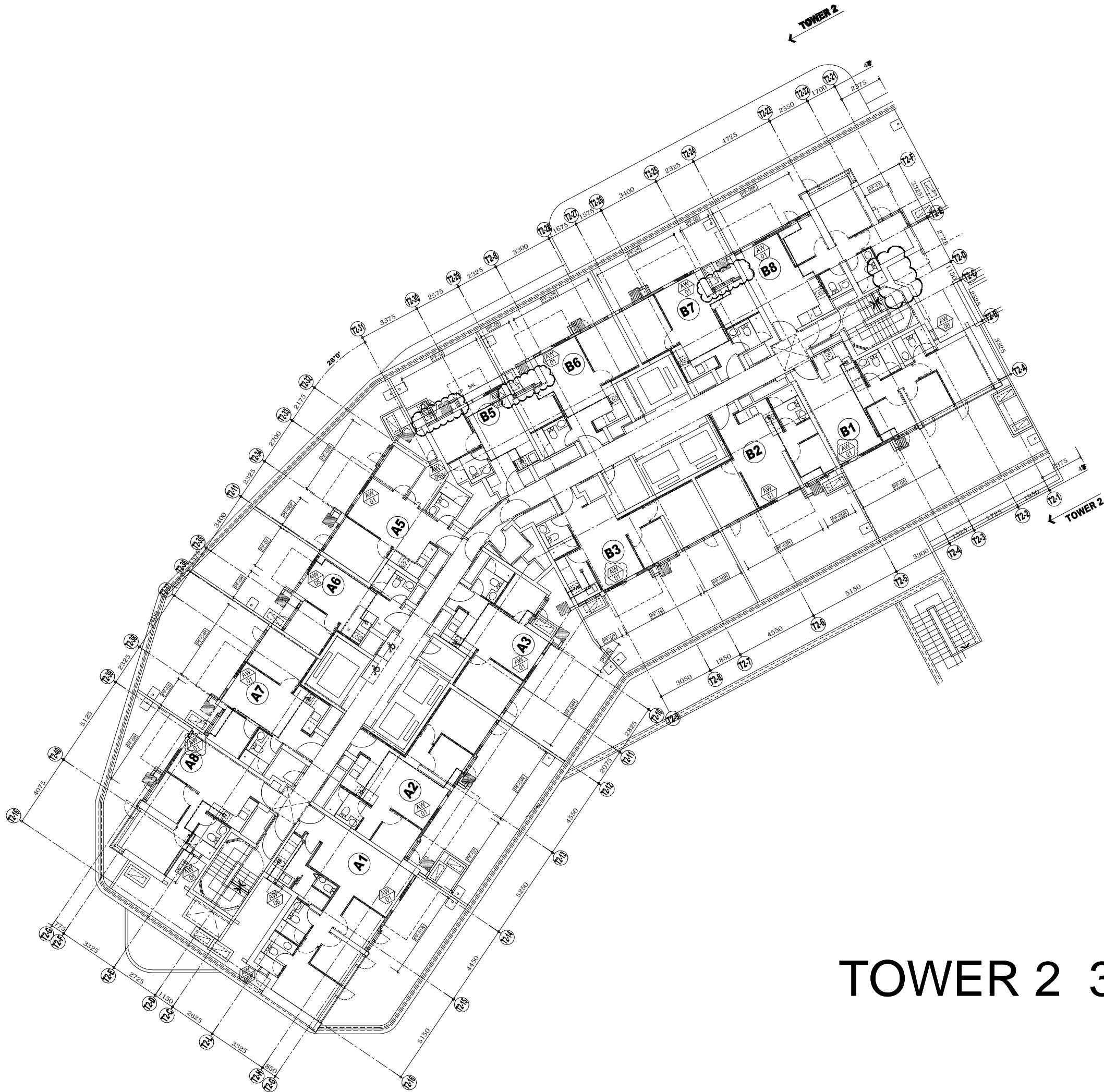
JOB NO. : J-856
 PROJECT : PROPOSED DEVELOPMENT ABOVE LIGHT RAIL TIN WING STOP, TSWTL NO.23, AREA 33, TIN SHUI WAI, N.T.

TITLE : PLAN FOR IN-SITU WINDOW AT TOWER 1

DATE : 02-Aug-21 SCALE : 1:40
 DRAWN BY : Ivan CHECKED BY :

美特鋁質有限公司
MIDI ALUMINIUM FABRICATOR LTD.
 Units 6-8, Sunray Industrial Centre, 1/F
 610 Cha Kwo Ling Road, Kowloon
 Tel:23489211-4 Fax:(852)2727666

DWG NO. : J856-SD-IW-3102 REV. : D



TOWER 2 3/F

B.D. REF :

CLIENT :



ARCHITECT :



MAIN CONTRACTOR :



STRUCTURAL ENGINEER :



FAÇADE CONSULTANT:



NOTE :

1. ALL DIMENSIONS ARE IN mm.
2. ALL ELEVATIONS ARE VIEWED FROM OUTSIDE.
3. ALL DIMENSIONS TO BE VERIFIED ON SITE BEFORE FABRICATION.

LEGEND :

- (X1) — DETAIL MARK NO.
- (X001) — REFER SHEET NO.

1. F.F.L. — FINISHED FLOOR LEVEL
2. S.F.L. — STRUCTURAL FLOOR LEVEL
3. (R) — REVERSED DETAIL
4. GLASS LEGEND
 EGL-1 — 8mmHS+12mm AIR GAP+8mmTP THK. I.G.U.
 EGL-2 — 10mm THK. CLEAR TEMPERED GLASS
 EGL-4 — 10mm THK. TEMPERED ACID ETCHED GLASS

NO.	DATE	REVISION	BY
E	11/07/2022	REVISION SUBJECT TO ARCH.COMMENT	lvon
D	22/06/2022	REVISION SUBJECT TO ARCH.COMMENT	lvon
C	13/01/2022	REVISION SUBJECT TO ARCH.COMMENT	lvon
B	23/11/2021	REVISION SUBJECT TO ARCH.COMMENT	lvon
A	09/11/2021	REVISION SUBJECT TO ARCH.COMMENT	lvon

JOB NO. : J-856

PROJECT :
 PROPOSED DEVELOPMENT ABOVE
 LIGHT RAIL TIN WING STOP, TSWTL
 NO.23, AREA 33, TIN SHUI WAI, N.T.

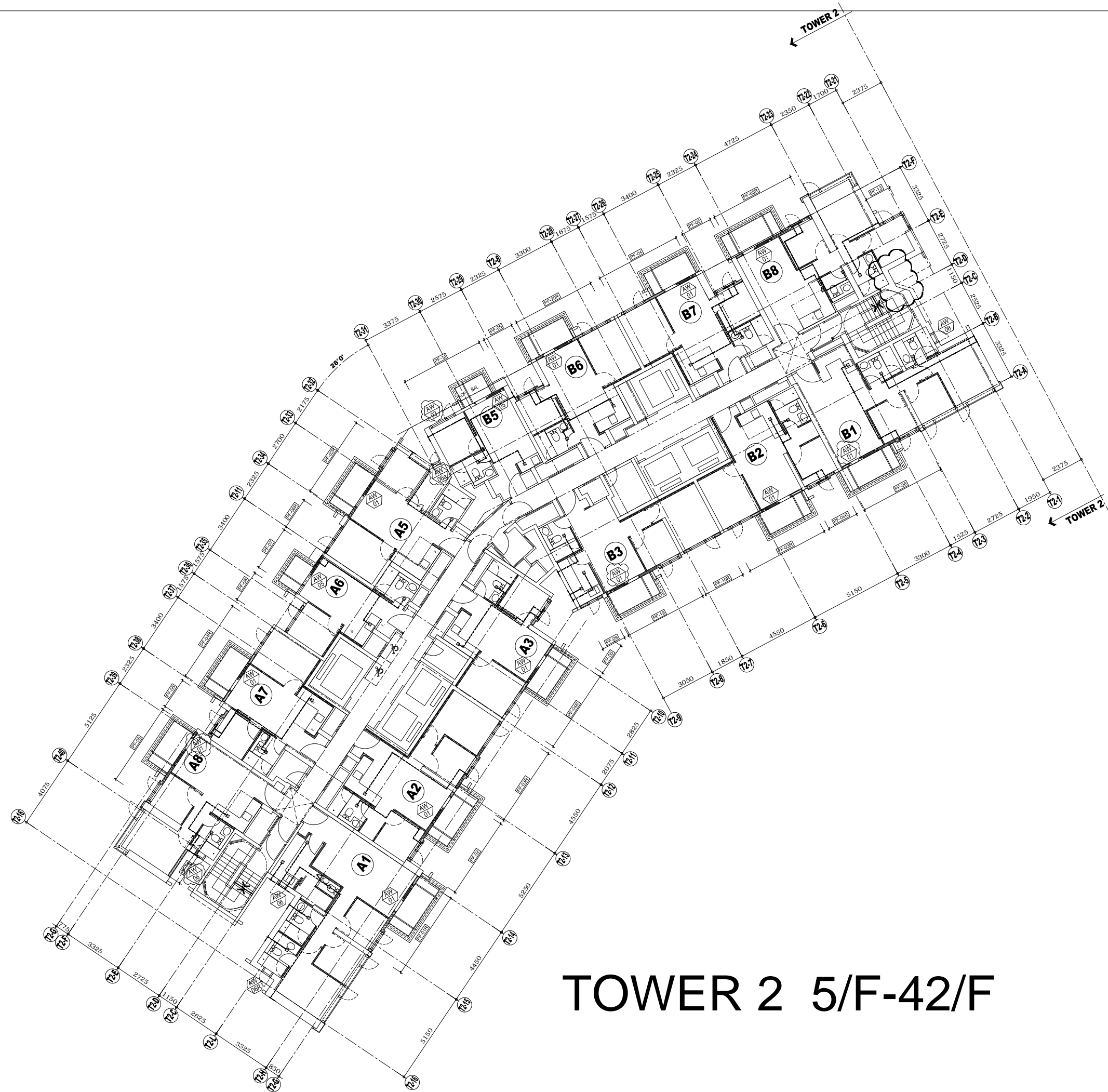
TITLE :
 PLAN FOR IN-SITU WINDOW
 AT TOWER 2

DATE : 02-Aug-21 SCALE : 1:40

DRAWN BY : lvon CHECKED BY :



DWG NO. : J856-SD-IW-3201 REV. : E



TOWER 2 5/F-42/F

B.D. REF :

CLIENT :



ARCHITECT :



MAIN CONTRACTOR :



STRUCTURAL ENGINEER :



FAÇADE CONSULTANT:



- NOTE :
1. ALL DIMENSIONS ARE IN mm.
 2. ALL ELEVATIONS ARE VIEWED FROM OUTSIDE.
 3. ALL DIMENSIONS TO BE VERIFIED ON SITE BEFORE FABRICATION.

- LEGEND :
- (X1) — DETAIL MARK NO.
 - (X001) — REFER SHEET NO.
 - 1. F.F.L. — FINISHED FLOOR LEVEL
 - 2. S.F.L. — STRUCTURAL FLOOR LEVEL
 - 3. (B) — REVERSED DETAIL
 - 4. GLASS LEGEND
 - EGL-1 — 8mmHS+12mm AIR GAP+8mmTP THK. I.G.U.
 - EGL-2 — 10mm THK. CLEAR TEMPERED GLASS
 - EGL-4 — 10mm THK. TEMPERED ACID ETCHED GLASS

NO.	DATE	REVISED	BY
D	11/07/2022	REVISION SUBJECT TO ARCH.COMMENT	Ivan
C	21/06/2022	REVISION SUBJECT TO ARCH.COMMENT	Ivan
B	13/01/2022	REVISION SUBJECT TO ARCH.COMMENT	Ivan
A	23/11/2021	REVISION SUBJECT TO ARCH.COMMENT	Ivan

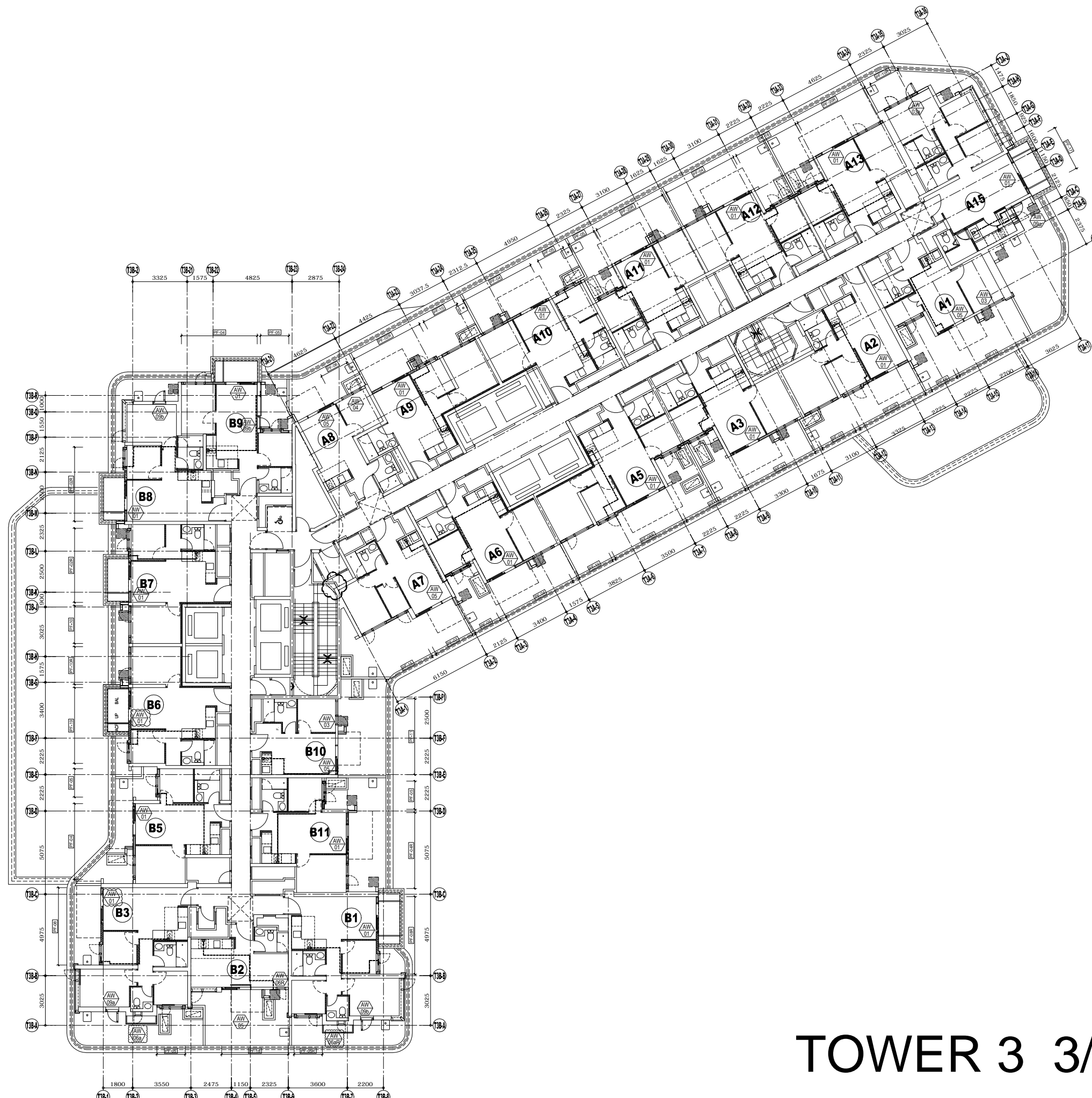
JOB NO. : J-856
 PROJECT : PROPOSED DEVELOPMENT ABOVE LIGHT RAIL TIN WING STOP, TSWTL NO.23, AREA 33, TIN SHUI WAI, N.T.

TITLE : PLAN FOR IN-SITU WINDOW AT TOWER 2

DATE : 02-Aug-21 SCALE : 1:40
 DRAWN BY : Ivan CHECKED BY :



DWG NO. : J856-SD-IW-3202 REV. : D



TOWER 3 3/F

B.D. REF :

CLIENT :

SUN HUNG KAI
 REAL ESTATE AGENCY LTD.
 42/F SUN HUNG KAI CENTRE, WANCHAI, HONGKONG

ARCHITECT :

Iwk&partners
 architects

MAIN CONTRACTOR :

Yee Fai Building Contractors Ltd.



STRUCTURAL ENGINEER :

ARUP

FAÇADE CONSULTANT:

ALPHA CONSULTING LIMITED
 Steel Structure & Façade Specialist

NOTE :
 1. ALL DIMENSIONS ARE IN mm.
 2. ALL ELEVATIONS ARE VIEWED FROM OUTSIDE.
 3. ALL DIMENSIONS TO BE VERIFIED ON SITE BEFORE FABRICATION.


LEGEND :
 — DETAIL MARK NO.
 — REFER SHEET NO.
 1. F.F.L. — FINISHED FLOOR LEVEL
 2. S.F.L. — STRUCTURAL FLOOR LEVEL
 3. (R) — REVERSED DETAIL
 4. GLASS LEGEND
 EGL-1 — 8mmHS+12mm AIR GAP+8mmTP THK. I.G.U.
 EGL-2 — 10mm THK. CLEAR TEMPERED GLASS
 EGL-4 — 10mm THK. TEMPERED ACID ETCHED GLASS

NO.	DATE	REVISION	BY
E	28/07/2022	REVISION SUBJECT TO ARCH.COMMENT	lvon
D	22/06/2022	REVISION SUBJECT TO ARCH.COMMENT	lvon
C	13/01/2022	REVISION SUBJECT TO ARCH.COMMENT	lvon
B	23/11/2021	REVISION SUBJECT TO ARCH.COMMENT	lvon
A	09/11/2021	REVISION SUBJECT TO ARCH.COMMENT	lvon

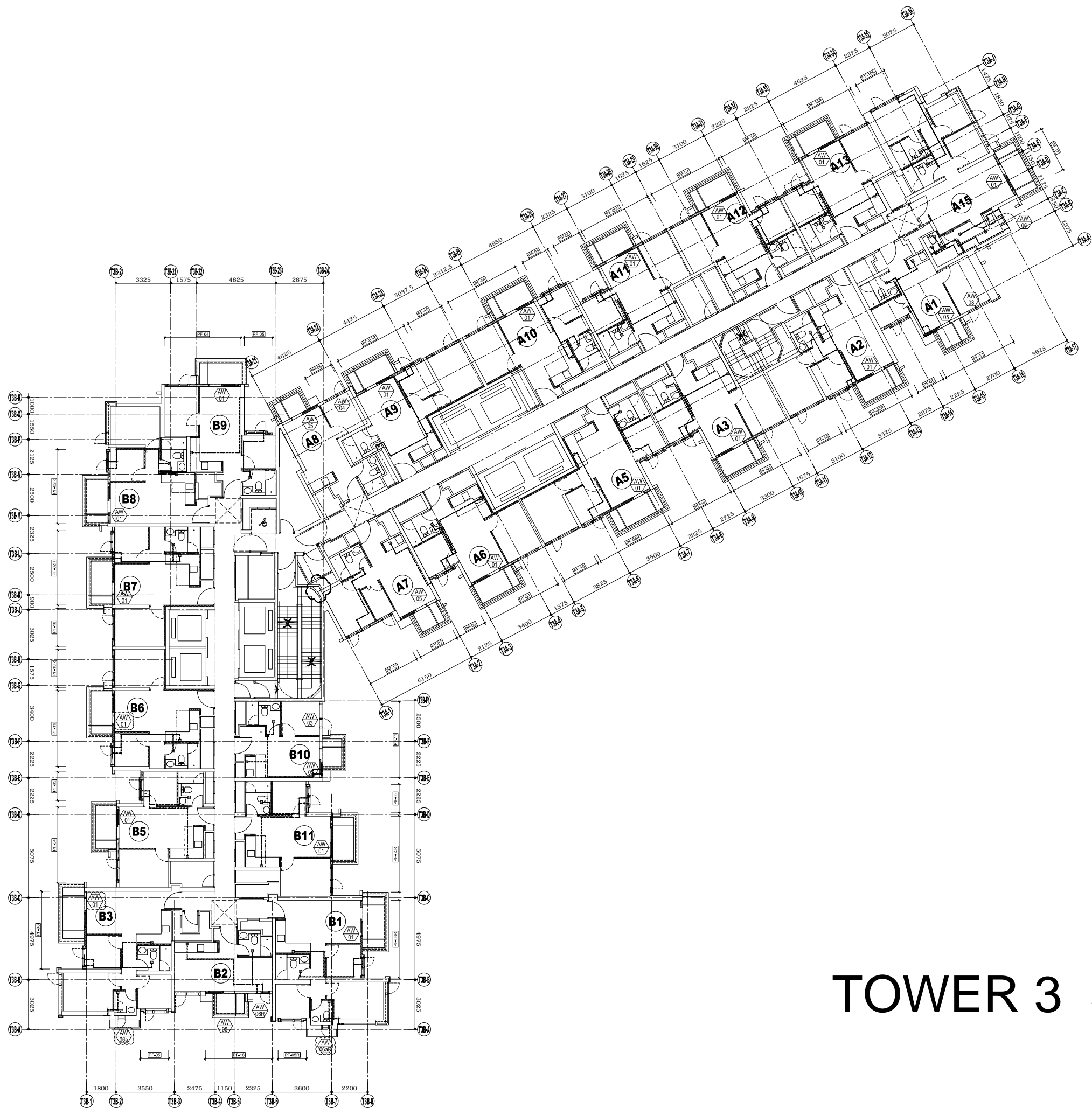
JOB NO. : J-856
 PROJECT : PROPOSED DEVELOPMENT ABOVE LIGHT RAIL TIN WING STOP, TSWTL NO.23, AREA 33, TIN SHUI WAI, N.T.

TITLE :
 PLAN FOR IN-SITU WINDOW AT TOWER 3

DATE : 02-Aug-21 SCALE : 1:40
 DRAWN BY : lvon CHECKED BY :


MIDI ALUMINIUM FABRICATOR LTD.
 Units 6-8, Sunray Industrial Centre, 1/F
 610 Cha Kwo Ling Road, Kowloon
 Tel: 23489211-4 Fax: (852) 2727666

DWG NO. : J856-SD-IW-3301 REV. : E



TOWER 3 5/F-42/F

B.D. REF :

CLIENT :

 42/F SUN HUNG KAI CENTRE, WANCHAI, HONGKONG

ARCHITECT :


MAIN CONTRACTOR :


STRUCTURAL ENGINEER :


FAÇADE CONSULTANT:

 Steel Structure & Façade Specialist

- NOTE :
1. ALL DIMENSIONS ARE IN mm.
 2. ALL ELEVATIONS ARE VIEWED FROM OUTSIDE.
 3. ALL DIMENSIONS TO BE VERIFIED ON SITE BEFORE FABRICATION.

- LEGEND :
- (X1) — DETAIL MARK NO.
 - (X001) — REFER SHEET NO.
 - 1. F.F.L. — FINISHED FLOOR LEVEL
 - 2. S.F.L. — STRUCTURAL FLOOR LEVEL
 - 3. (R) — REVERSED DETAIL
 - 4. GLASS LEGEND
 - EGL-1 — 8mmHS+12mm AIR GAP+8mmTP THK. I.G.U.
 - EGL-2 — 10mm THK. CLEAR TEMPERED GLASS
 - EGL-4 — 10mm THK. TEMPERED ACID ETCHED GLASS

NO.	DATE	REVISED	BY
D	28/07/2022	REVISION SUBJECT TO ARCH.COMMENT	lvn
C	21/06/2022	REVISION SUBJECT TO ARCH.COMMENT	lvn
B	13/01/2022	REVISION SUBJECT TO ARCH.COMMENT	lvn
A	23/11/2021	REVISION SUBJECT TO ARCH.COMMENT	lvn

JOB NO. : J-856
 PROJECT : PROPOSED DEVELOPMENT ABOVE LIGHT RAIL TIN WING STOP, TSWTL NO.23, AREA 33, TIN SHUI WAI, N.T.

TITLE :
 PLAN FOR IN-SITU WINDOW AT TOWER 3

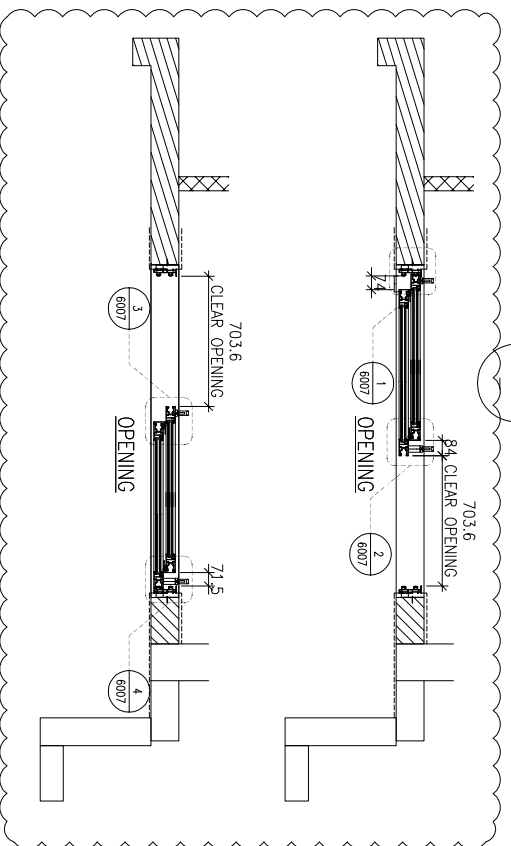
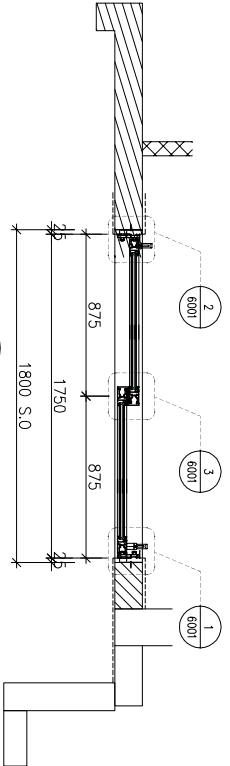
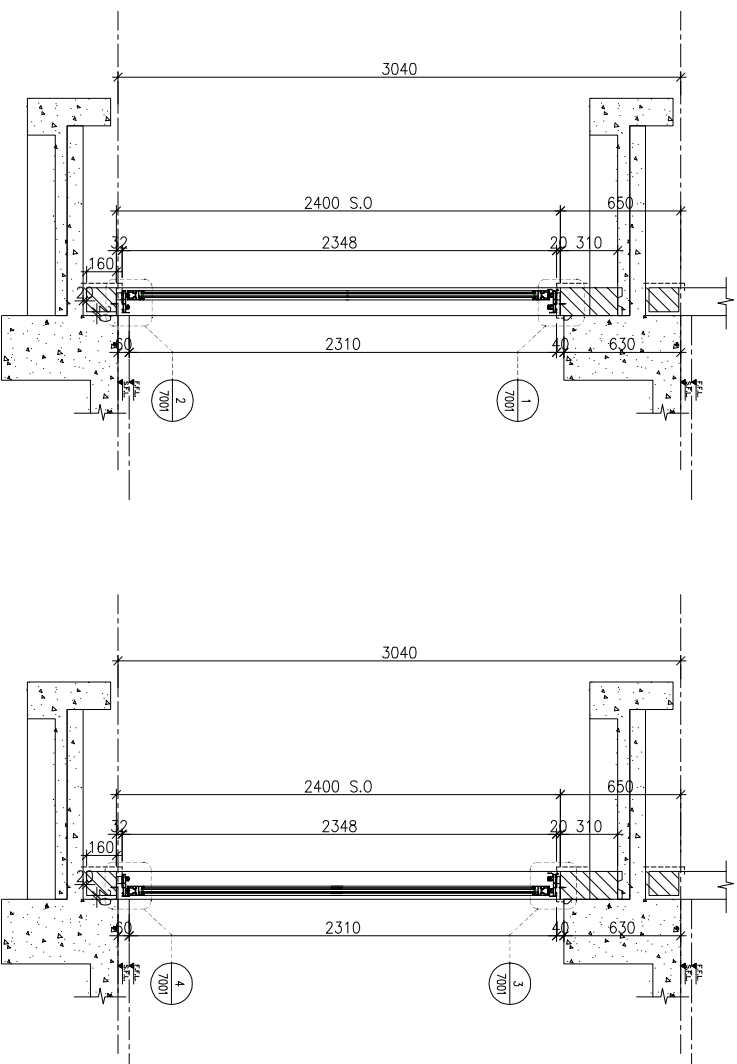
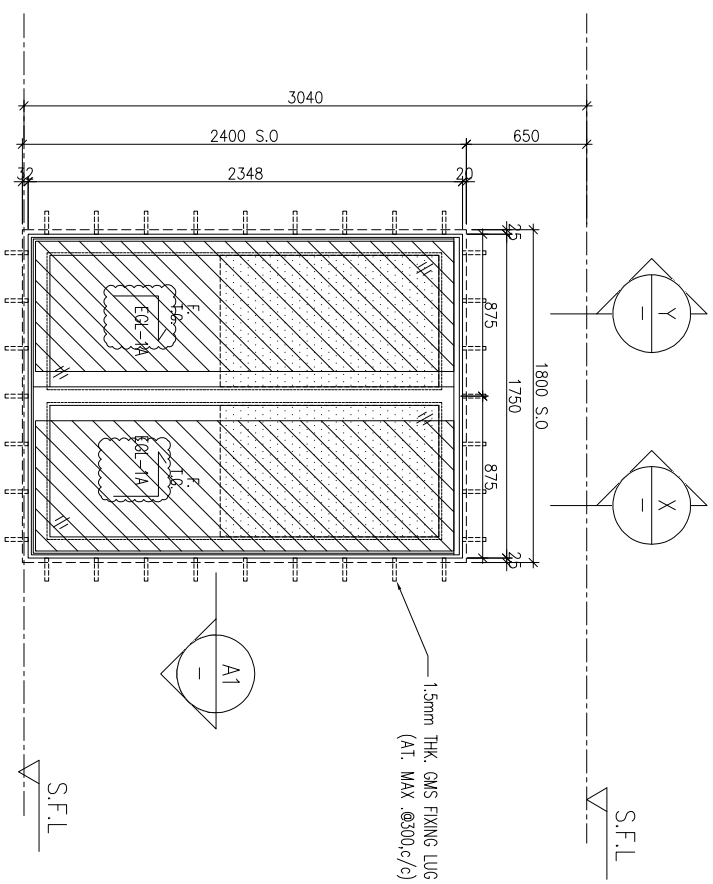
DATE : 02-Aug-21 SCALE : 1:40
 DRAWN BY : lvn CHECKED BY :


 MIDI ALUMINIUM FABRICATOR LTD.
 Units 6-8, Sunray Industrial Centre, 1/F
 610 Cha Kwo Ling Road, Kowloon
 Tel: 23489211-4 Fax: (852) 27727666

DWG NO. : J856-SD-IW-3302 REV. : D

PROVIDED	GLAZING AREA	OPENABLE AREA	GLAZING AREA
1.591	1.681		

PROVIDED REQUIRE



B.D. REF : _____

CLIENT : **SUN HUNG KAI**
REAL ESTATE AGENCY LTD.
42/F, SUN HUNG KAI CENTRE, WANCHAI, HONGKONG

ARCHITECT : **lwk&partners**
a r c h i t e c t s

MAIN CONTRACTOR : **怡輝建築有限公司**
Yee Fai Building Contractors Ltd.

STRUCTURAL ENGINEER : **ARUP**
ALPHA CONSULTING LIMITED
Steel Structure & Façade Specialist

FAÇADE CONSULTANT :

NOTE :
1. ALL DIMENSIONS ARE IN mm.
2. ALL ELEVATIONS ARE VIEWED FROM OUTSIDE.
3. ALL DIMENSIONS TO BE VERIFIED ON SITE BEFORE FABRICATION.

LEGEND :
 (X1) --- DETAIL MARK NO.
 (X001) --- REFER SHEET NO.
 1. F.F.L. --- FINISHED FLOOR LEVEL
 2. S.F.L. --- STRUCTURAL FLOOR LEVEL
 3. (R) --- REVERSED DETAIL
 4. GLASS LEGEND
 EG1-1 --- 8mmHS+12mm AIR GAP+10mmTP THK. I.G.U.
 EG1-2 --- 10mm THK. CLEAR TEMPERED GLASS
 EG1-4 --- 10mm THK. TEMPERED ACID ETCHED GLASS
 EG1-1A --- 8mmHS+12mm AIR GAP+8mmTP THK. I.G.U.
 BT1/BB1 --- FIXING DETAIL (DWG. NO. F001)
 BB2 --- FIXING DETAIL (DWG. NO. F002)

NO.	DATE	REVISION	SUBJECT TO ARCH-COMMENT	BY
E	28/07/2022	REVISION SUBJECT TO ARCH-COMMENT	None	
D	28/07/2022	REVISION SUBJECT TO ARCH-COMMENT	None	
C	22/06/2022	REVISION SUBJECT TO ARCH-COMMENT	None	
B	23/11/2021	REVISION SUBJECT TO ARCH-COMMENT	None	
A	10/11/2021	REVISION SUBJECT TO ARCH-COMMENT	None	

JOB NO. : J-856
 PROJECT : PROPOSED DEVELOPMENT ABOVE LIGHT RAIL TIN WING STOP-TSWTL NO.23,AREA 33,TIN SHUI WAI, N.T.
 TITLE : WINDOW SCHEDULE FOR TOWER 1 IN-SITU WINDOW

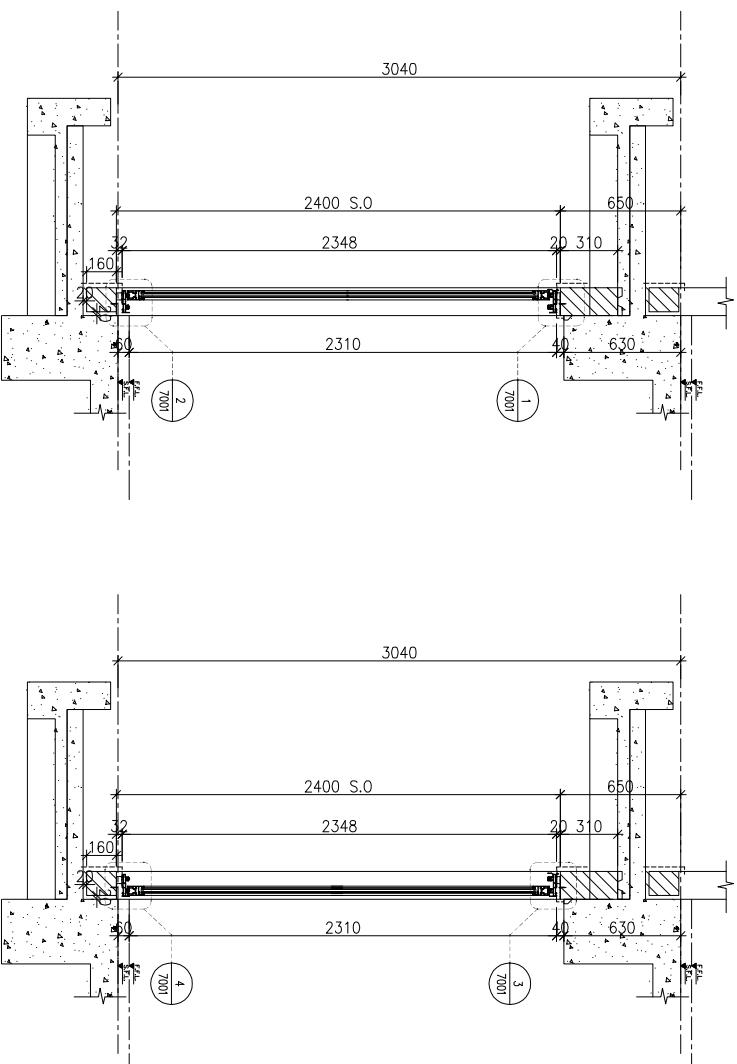
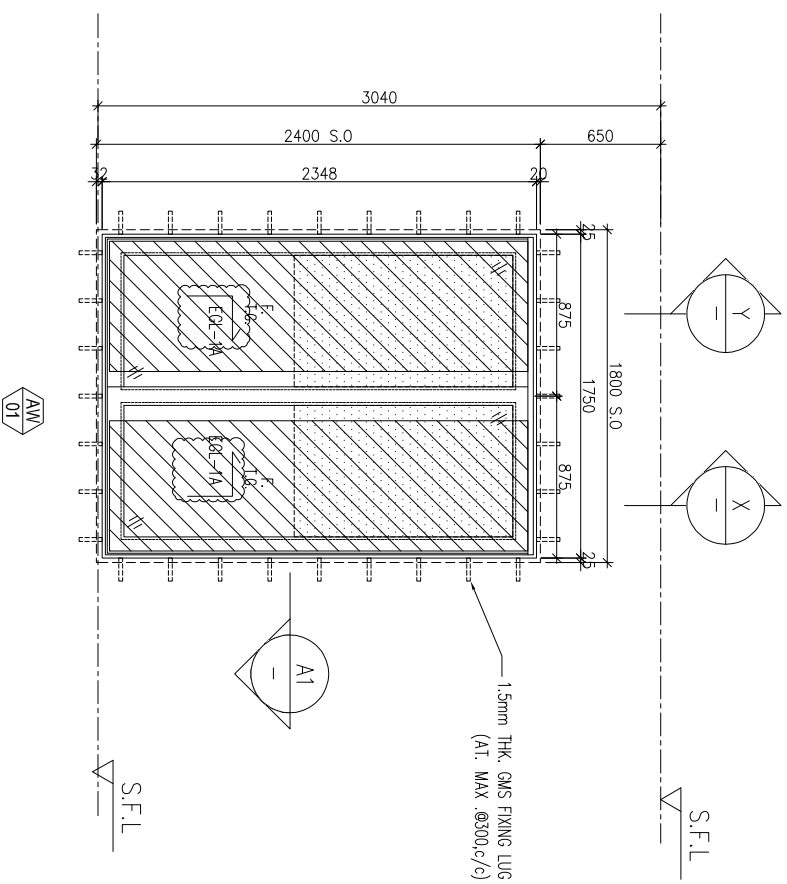
DATE : 02-Aug-21 SCALE : 1:40
 DRAWN BY : Ivan CHECKED BY :
美特鋁質有限公司
MIDI ALUMINIUM FABRICATOR LTD.
 Units 6-8, Sunray Industrial Centre, 1/F
 610 Cho Kwai Ling Road, Kwai Tsou
 Tel:23489211-4 Fax:(852)2727666
 DWG NO. : J856-SD-W-5101 REV. : E

WINDOW MARK	AW 01
LOCATION	3/F~42/F,13/F,14/F,24/F,34/F OMITTED) UNIT A1
SECTION	70mm ALUM. SECTION
GLAZING	EG1-1A
QUANTITY	35 Nos.
REMARKS	FAÇADE(TYPE T1PF01 FOR 3/F~42/F)


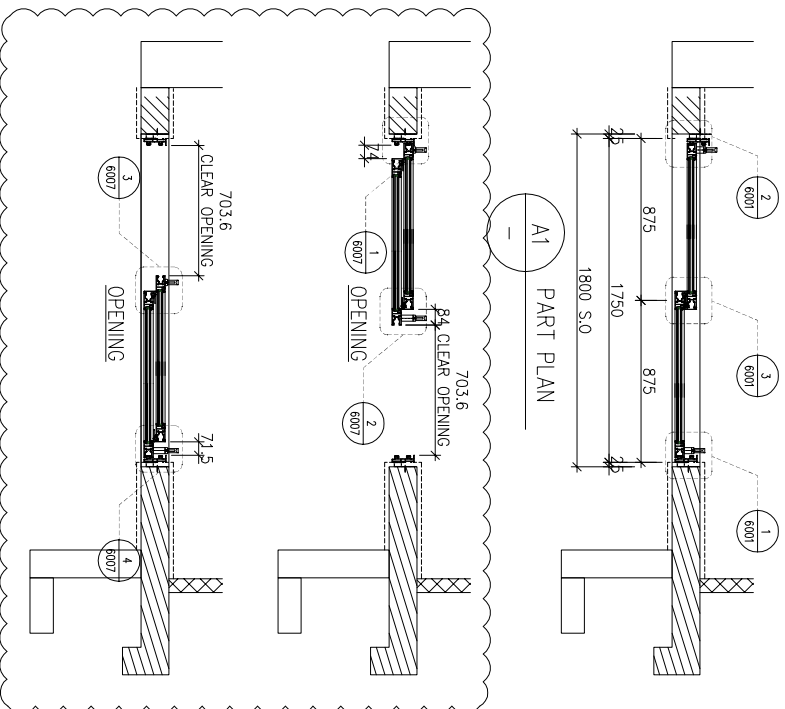
ELEVATION

PROVIDED	GLAZING AREA	OPENABLE AREA	GLAZING AREA
1.591	1.681		

REQUIRED



ELEVATION



WINDOW MARK	AW 01
LOCATION	3/F~42/F(4/F,13/F,14/F,24/F,34/F OMITTED) UNIT B3,A2,A5
SECTION	70mm ALUM. SECTION
GLAZING	EGL-1A
QUANTITY	35 Nos./35 Nos./35 Nos.
REMARKS	FAÇADE(TYPE T1PF02 FOR 3/F~42/F)

B.D. REF :

CLIENT :



ARCHITECT :



MAIN CONTRACTOR :



STRUCTURAL ENGINEER :



FAÇADE CONSULTANT :



- NOTE :
1. ALL DIMENSIONS ARE IN mm.
 2. ALL ELEVATIONS ARE VIEWED FROM OUTSIDE.
 3. ALL DIMENSIONS TO BE VERIFIED ON SITE BEFORE FABRICATION.

LEGEND :

- (X1) --- DETAIL MARK NO.
- (X001) --- REFER SHEET NO.
- 1. F.F.L. --- FINISHED FLOOR LEVEL
- 2. S.F.L. --- STRUCTURAL FLOOR LEVEL
- 3. (R) --- REVERSED DETAIL
- 4. GLASS LEGEND

- EGL-1 --- 6mmHS+12mm AIR GAP+10mmTP THK. I.G.U.
- EGL-2 --- 10mm THK. CLEAR TEMPERED GLASS
- EGL-4 --- 10mm THK. TEMPERED ACID ETCHED GLASS
- EGL-1A --- 6mmHS+12mm AIR GAP+8mmTP THK. I.G.U.
- B11/BB1 --- FIXING DETAIL (DWG. NO. F001)
- BB2 --- FIXING DETAIL (DWG. NO. F002)

NO.	DATE	REVISION	SUBJECT TO ARCH-COMMENT	BY
E	26/08/2022	REVISION	SUBJECT TO ARCH-COMMENT	ivan
D	28/07/2022	REVISION	SUBJECT TO ARCH-COMMENT	ivan
C	22/06/2022	REVISION	SUBJECT TO ARCH-COMMENT	ivan
B	23/11/2021	REVISION	SUBJECT TO ARCH-COMMENT	ivan
A	10/11/2021	REVISION	SUBJECT TO ARCH-COMMENT	ivan

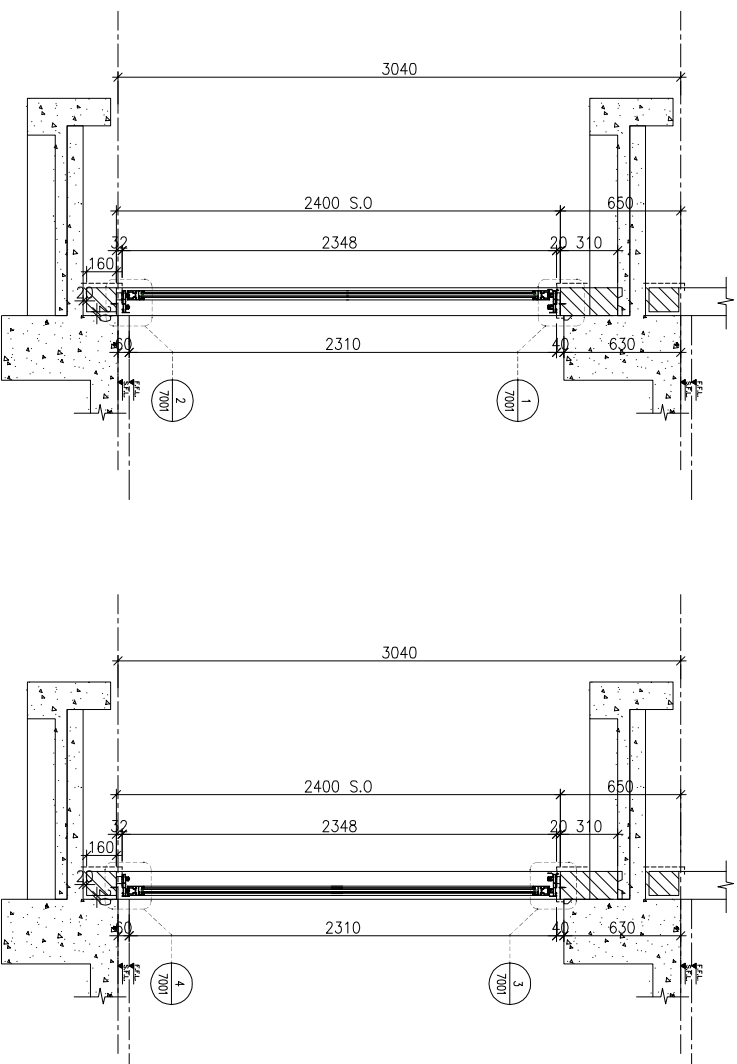
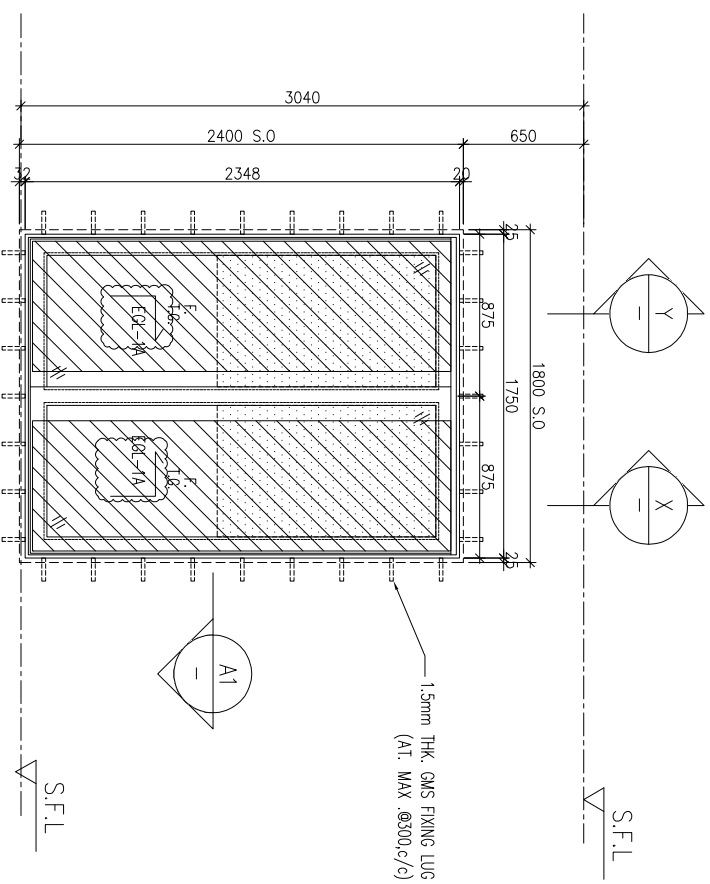
JOB NO. : J-856
 PROJECT : PROPOSED DEVELOPMENT ABOVE LIGHT RAIL TIN WING STOP-TSWTL NO.23,AREA 33,TIN SHUI WAL, N.T.
 TITLE : WINDOW SCHEDULE FOR TOWER 1 IN-SITU WINDOW

DATE : 02-Aug-21 SCALE : 1:40
 DRAWN BY : ivan CHECKED BY :

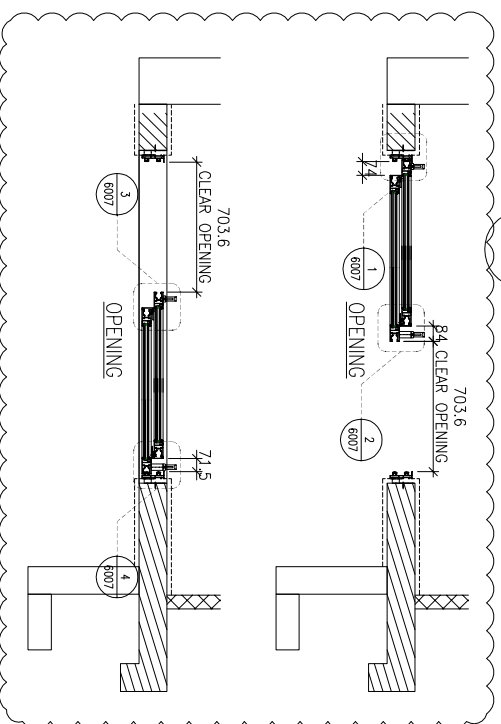
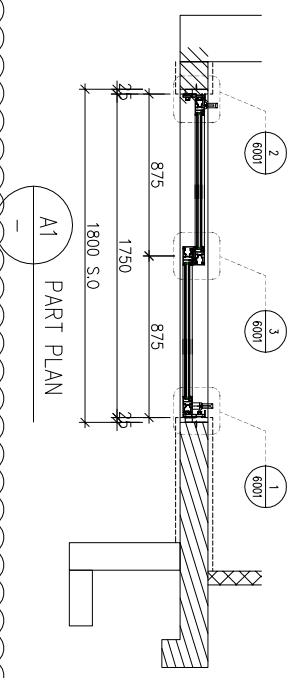
美特鋁質有限公司
 MIDT ALUMINIUM FABRICATOR LTD.
 Units 6-8, Sunray Industrial Centre, 1/F
 610 Cho Kwai Ling Road, Kowloon
 Tel:23489211-4 Fax:(852)27272666
 DWG NO. : J856-SD-W-5102 REV : E

PROVIDED	GLAZING AREA	OPENABLE AREA	GLAZING AREA
	1,591	1,681	

REQUIRED



ELEVATION



WINDOW MARK	AW 01	AW 01
LOCATION	3/F~42/F(4/F,13/F,14/F,24/F,34/F OMITTED) UNIT A3,A7,B6,B2,B7	3/F~42/F(4/F,13/F,14/F,24/F,34/F OMITTED) UNIT B7
SECTION	70mm ALUM. SECTION	70mm ALUM. SECTION
GLAZING	EGL-1A	EGL-1EGL-1A
QUANTITY	35 Nos./35 Nos./35 Nos./35 Nos./35 Nos.	35 NOS
REMARKS	FACADE(TYPE T1PF04 FOR 3/F~42/F)	FACADE(TYPE T1PF04R FOR 3/F~42/F)

DELETE

B.D. REF :

CLIENT :



ARCHITECT :



MAIN CONTRACTOR :



STRUCTURAL ENGINEER :



FACADE CONSULTANT :



- NOTE :
1. ALL DIMENSIONS ARE IN mm.
 2. ALL ELEVATIONS ARE VIEWED FROM OUTSIDE.
 3. ALL DIMENSIONS TO BE VERIFIED ON SITE BEFORE FABRICATION.

LEGEND :

- (X1) --- DETAIL MARK NO.
- (X001) --- REFER SHEET NO.
- 1. F.F.L. --- FINISHED FLOOR LEVEL
- 2. S.F.L. --- STRUCTURAL FLOOR LEVEL
- 3. (R) --- REVERSED DETAIL
- 4. GLASS LEGEND

- EGL-1 --- 6mmHS+12mm AIR GAP+10mmTP THK. I.G.U.
- EGL-2 --- 10mm THK. CLEAR TEMPERED GLASS
- EGL-4 --- 10mm THK. TEMPERED ACID ETCHED GLASS
- EGL-1A --- 6mmHS+12mm AIR GAP+8mmTP THK. I.G.U.
- B1/B81 --- FIXING DETAIL (DWG. NO. F001)
- B82 --- FIXING DETAIL (DWG. NO. F002)

NO.	DATE	REVISION	SUBJECT TO ARCH-COMMENT	BY
E	26/08/2022	REVISION SUBJECT TO ARCH-COMMENT	None	
D	28/07/2022	REVISION SUBJECT TO ARCH-COMMENT	None	
C	22/06/2022	REVISION SUBJECT TO ARCH-COMMENT	None	
B	23/11/2021	REVISION SUBJECT TO ARCH-COMMENT	None	
A	10/11/2021	REVISION SUBJECT TO ARCH-COMMENT	None	

JOB NO. : J-856
 PROJECT : PROPOSED DEVELOPMENT ABOVE LIGHT RAIL TIN WING STOP-TSWTL NO.23,AREA 33,TIN SHUI WAI, N.T.
 TITLE : WINDOW SCHEDULE FOR TOWER 1 IN-SITU WINDOW

DATE : 02-Aug-21
 SCALE : 1:40
 DRAWN BY : IYVN
 CHECKED BY :

業特鋁質有限公司
 MIDT ALUMINIUM FABRICATOR LTD.
 Units 6-8, Sunray Industrial Centre, 1/F
 610 Cho Kwai Ling Road, Kowloon
 Tel:23489211-4 Fax:(852)27272666
 DWG NO. : J856-SD-W-5103 REV. : E

B.D. REF :

CLIENT :

SUN HUNG KAI
REAL ESTATE AGENCY LTD.
42/F SUN HUNG KAI CENTRE, WANCHAI, HONGKONG

ARCHITECT :

lwk&partners
a r c h i t e c t s

MAIN CONTRACTOR :

怡輝建築有限公司
Yee Fai Building Contractors Ltd.

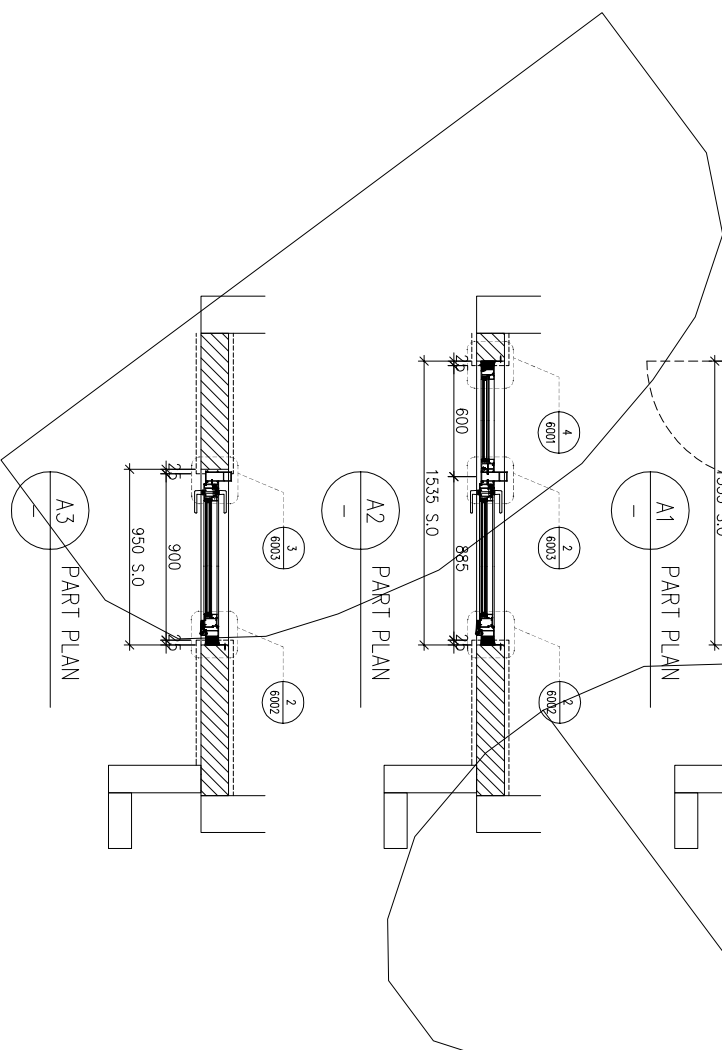
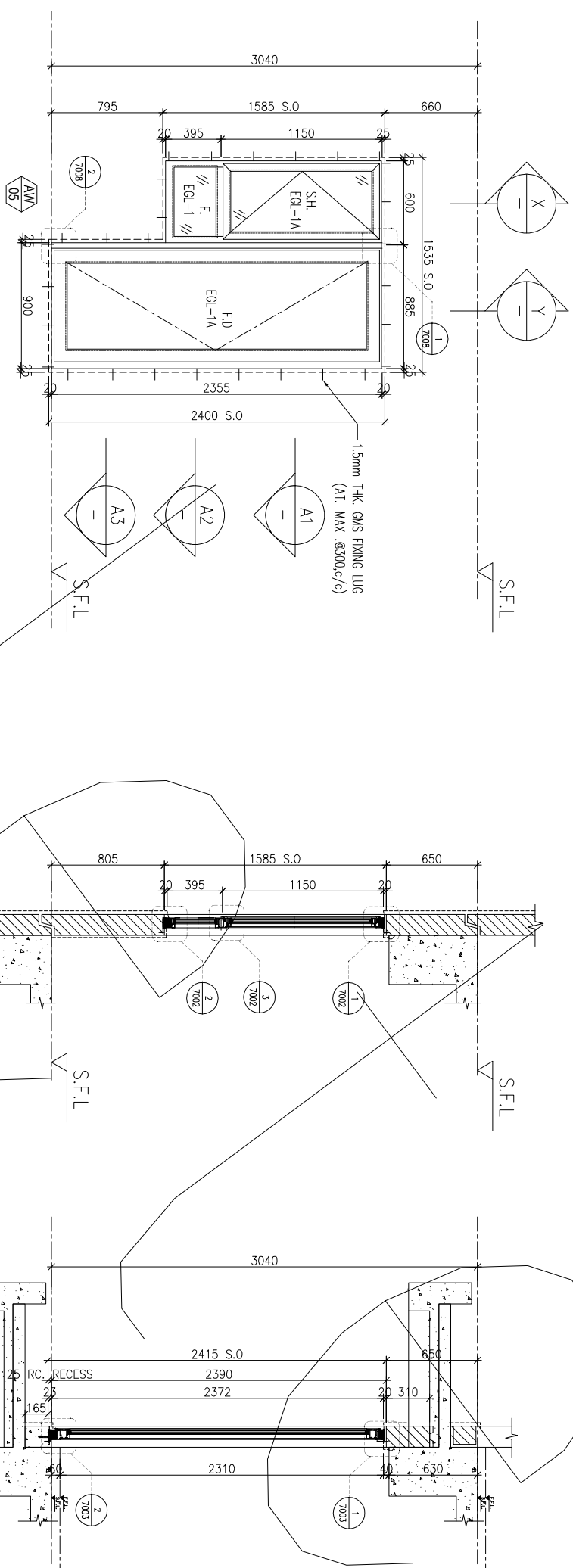
STRUCTURAL ENGINEER :

ARUP

FAÇADE CONSULTANT :

ALPHA CONSULTING LIMITED
Steel Structure & Façade Specialist

ELEVATION



WINDOW MARK	AM 05
LOCATION	5/F-42/F(13/F,14/F,24/F,34/F OMITTED) UNIT A6
SECTION	70mm ALUM. SECTION
GLAZING	EGL-1, EGL-1A
QUANTITY	34 Nos
REMARKS	FAÇADE(TYPE T1PF07 FOR 5/F-42/F)

NOTE :

1. ALL DIMENSIONS ARE IN mm.
2. ALL ELEVATIONS ARE VIEWED FROM OUTSIDE.
3. ALL DIMENSIONS TO BE VERIFIED ON SITE BEFORE FABRICATION.

LEGEND :

(X1) --- DETAIL MARK NO.
(X001) --- REFER SHEET NO.

1. F.F.L. --- FINISHED FLOOR LEVEL
2. S.F.L. --- STRUCTURAL FLOOR LEVEL
3. (R) --- REVERSED DETAIL

4. GLASS LEGEND

EGL-1 --- 6mmHS+12mm AIR GAP+10mmTP THK. IGLU
 EGL-2 --- 10mm THK. CLEAR TEMPERED GLASS
 EGL-4 --- 10mm THK. TEMPERED ACID ETCHED GLASS
 EGL-1A --- 6mmHS+12mm AIR GAP+8mmTP THK. IGLU
 BT1/BB1 --- FIXING DETAIL (DWG. NO. F001)
 BB2 --- FIXING DETAIL (DWG. NO. F002)

JOB NO. : J-856

PROJECT : PROPOSED DEVELOPMENT ABOVE LIGHT RAIL TIN WING STOP-TSWTL NO.23,AREA 33,TIN SHUI WAI, N.T.

TITLE : WINDOW SCHEDULE FOR TOWER 1 IN-SITU WINDOW

DATE : 02-Aug-21 SCALE : 1:40

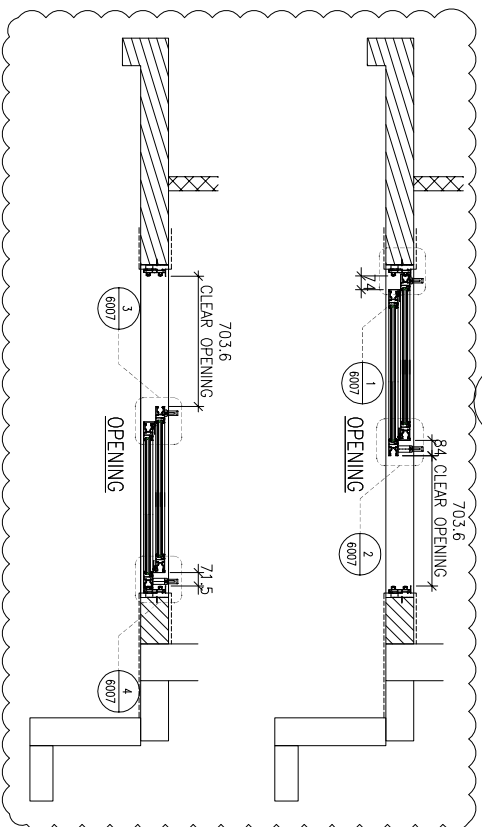
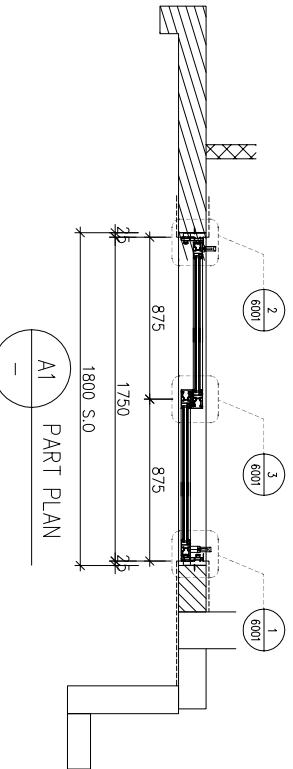
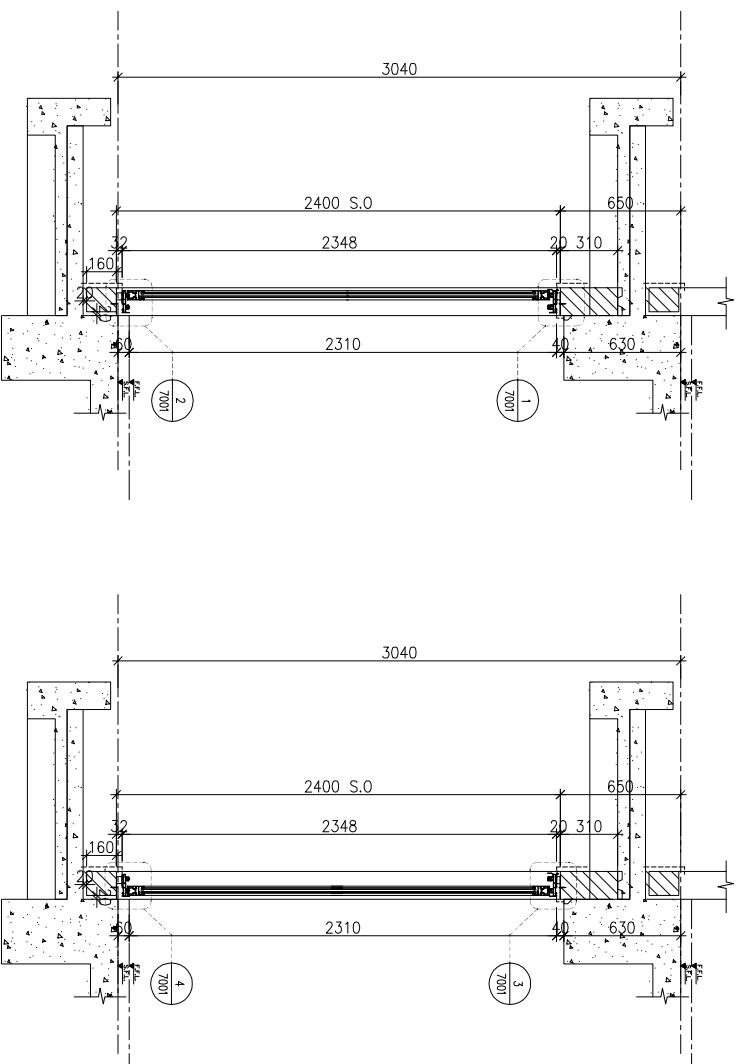
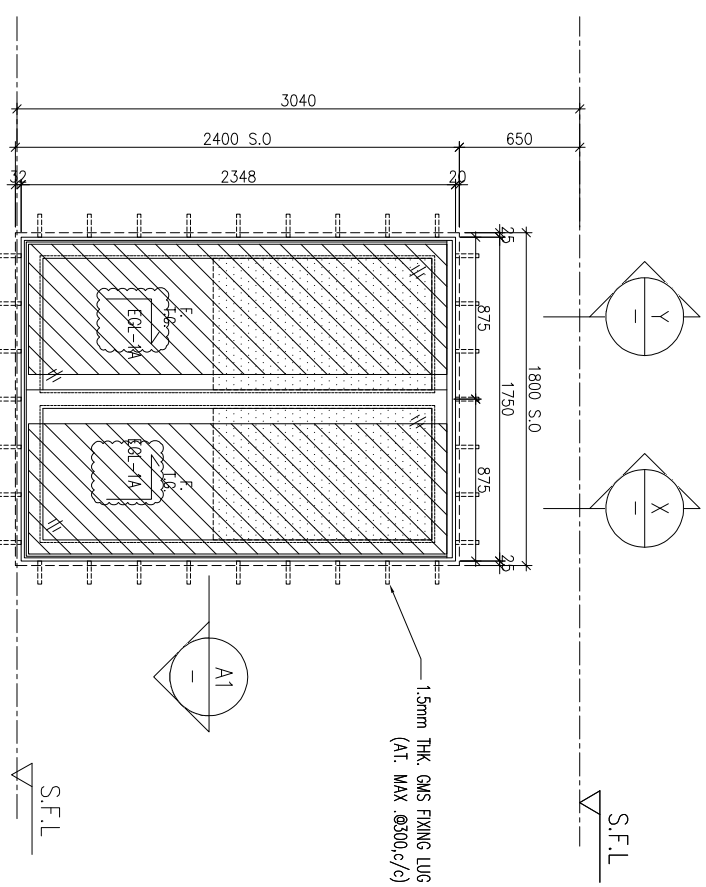
DRAWN BY : IYON CHECKED BY :

美特鋁質有限公司
MIDI ALUMINIUM FABRICATOR LTD.
Units 6-8, Sunray Industrial Centre, 1/F
610 Cho Kwai Ling Road, Kwai Tsou
Tel:23489211-4 Fax:(852)2727666

DWG NO. : J856-SD-W-5104 REV. : C

PROVIDED	GLAZING AREA	OPENABLE AREA	GLAZING AREA
1.591	1.681		

REQUIRED



WINDOW MARK	AW 01	
LOCATION	3/F~42/F(4/F,13/F,14/F,24/F,34/F OMITTED) UNIT A8,B1,B8	
SECTION	70mm ALUM. SECTION	
GLAZING	EGL-1A	
QUANTITY	35 Nos./35 Nos./35 Nos.	
REMARKS	FAÇADE(TYPE T1PF08 FOR 3/F~42/F)	

WINDOW MARK	AW 01	
LOCATION	3/F~42/F(4/F,13/F,14/F,24/F,34/F OMITTED) UNIT B8	
SECTION	70mm ALUM. SECTION	
GLAZING	EGL-1A	
QUANTITY	35 Nos./35 Nos./35 Nos.	
REMARKS	FAÇADE(TYPE T1PF08R FOR 3/F~42/F)	

DELETE

B.D. REF :

CLIENT :



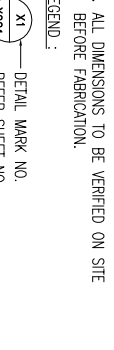
ARCHITECT :




MAIN CONTRACTOR :



STRUCTURAL ENGINEER :



FAÇADE CONSULTANT :



NOTE :

1. ALL DIMENSIONS ARE IN mm.
2. ALL ELEVATIONS ARE VIEWED FROM OUTSIDE.
3. ALL DIMENSIONS TO BE VERIFIED ON SITE BEFORE FABRICATION.

LEGEND :

- (X1) --- DETAIL MARK NO.
- (X001) --- REFER SHEET NO.
- 1. F.F.L. --- FINISHED FLOOR LEVEL
- 2. S.F.L. --- STRUCTURAL FLOOR LEVEL
- 3. (R) --- REVERSED DETAIL
- 4. GLASS LEGEND

EGL-1 --- 6mmHS+12mm AIR GAP+10mmTP THK. I.G.U.

EGL-2 --- 10mm THK. CLEAR TEMPERED GLASS

EGL-4 --- 10mm THK. TEMPERED ACID ETCHED GLASS

EGL-1A --- 6mmHS+12mm AIR GAP+8mmTP THK. I.G.U.

B1/B81 --- FIXING DETAIL (DWG. NO. F001)

B82 --- FIXING DETAIL (DWG. NO. F002)

JOB NO. : J-856

PROJECT : PROPOSED DEVELOPMENT ABOVE LIGHT RAIL TIN WING STOP/TSWTL NO.23,AREA 33,TIN SHUI WAI, N.T.

TITLE : WINDOW SCHEDULE FOR TOWER 1 IN-SITU WINDOW

DATE : 02-Aug-21 SCALE : 1:40

DRAWN BY : IYON CHECKED BY :

UNITA 6-8, Sunray Industrial Centre, 1/F 610 Cho Kwai Ling Road, Kowloon Tel:23489211-4 Fax:(852)27272666

DWG NO. : J856-SD-W-5105 REV. : E

B.D. REF :

CLIENT :



42/F SUN HUNG KAI CENTRE, WANCHAI, HONGKONG

ARCHITECT :



MAIN CONTRACTOR :



STRUCTURAL ENGINEER :

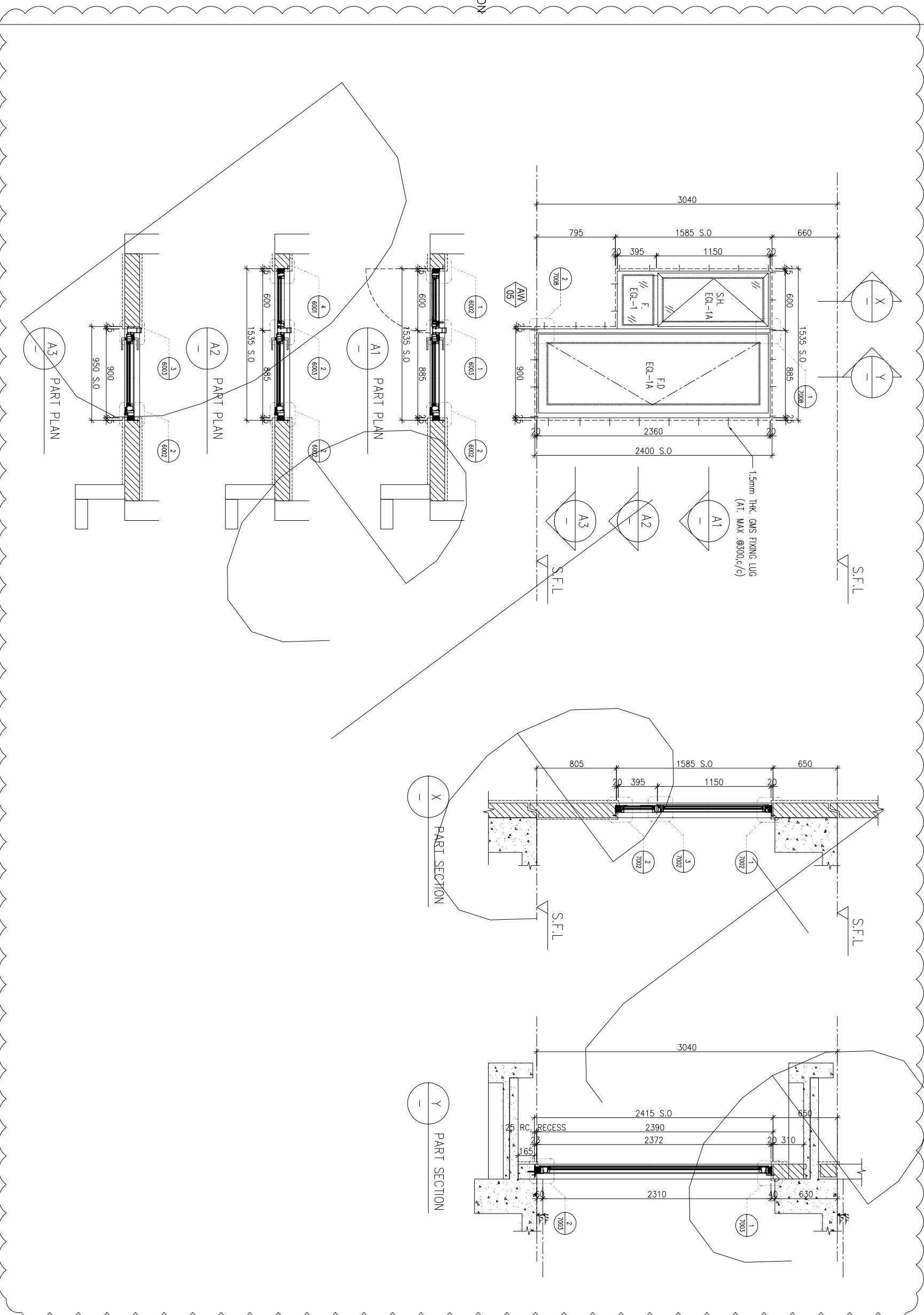


FAÇADE CONSULTANT :



Steel Structure & Façade Specialist

ELEVATION



- NOTE :
1. ALL DIMENSIONS ARE IN mm.
 2. ALL ELEVATIONS ARE VIEWED FROM OUTSIDE.
 3. ALL DIMENSIONS TO BE VERIFIED ON SITE BEFORE FABRICATION.

LEGEND :

- (X1) --- DETAIL MARK NO.
- (X001) --- REFER SHEET NO.
- 1. F.F.L. --- FINISHED FLOOR LEVEL
- 2. S.F.L. --- STRUCTURAL FLOOR LEVEL
- 3. (R) --- REVERSED DETAIL

4. GLASS LEGEND
- EGL-1 --- 8mmHS+12mm AIR GAP+10mmTP THK. I.G.U.
 - EGL-2 --- 10mm THK. CLEAR TEMPERED GLASS
 - EGL-4 --- 10mm THK. TEMPERED ACID ETCHED GLASS
 - EGL-1A --- 8mmHS+12mm AIR GAP+8mmTP THK. I.G.U. BT1/BB1-FIXING DETAIL (DWG. NO. FD01)
 - BB2-FIXING DETAIL (DWG. NO. FD02)

NO.	DATE	REVISION	SUBJECT TO ARCH-COMMENT	BY
C	13/01/2022	REVISION SUBJECT TO ARCH-COMMENT		hen
B	23/11/2021	REVISION SUBJECT TO ARCH-COMMENT		hen
A	10/11/2021	REVISION SUBJECT TO ARCH-COMMENT		hen

JOB NO. : J-856

PROJECT : PROPOSED DEVELOPMENT ABOVE LIGHT RAIL TIN WING STOP-TSWTL NO.23,AREA 33,TIN SHUI WAI, N.T.

TITLE : WINDOW SCHEDULE FOR TOWER 1 IN-SITU WINDOW

DATE : 02-Aug-21 SCALE : 1:40

DRAWN BY : ivan CHECKED BY :

美特铝质有限公司
MIDI ALUMINIUM FABRICATOR LTD.

Units 6-8, Sunray Industrial Centre, 1/F
610 Cho Kwo Ling Road, Kwai Tsong
Tel:23489211-4 Fax:(852)2727666

DWG NO. : J856-SD-W-5106 REV. : C

WINDOW MARK	AM 05
LOCATION	5/F-42/F(13/F,14/F,24/F,34/F OMITTED) UNIT B5
SECTION	70mm ALUM. SECTION
GLAZING	EGL-1,EGL-1A
QUANTITY	34 Nos
REMARKS	FAÇADE(TYPE T1PF11 FOR 5/F-42/F)

B.D. REF :

CLIENT :

SUN HUNG KAI
REAL ESTATE AGENCY LTD.

42/F, SUN HUNG KAI CENTRE, WANCHAI, HONGKONG

ARCHITECT :

lwk&partners
a r c h i t e c t s

MAIN CONTRACTOR :

怡輝建築有限公司
Yee Fai Building Contractors Ltd.

STRUCTURAL ENGINEER :

ARUP

FAÇADE CONSULTANT:

ALPHA CONSULTING LIMITED
Steel Structure & Façade Specialist

ELEVATION



WINDOW MARK	W 127
LOCATION	3/F-42/F(4/F,13/F,14/F,24/F,34/F OMITTED) UNIT A1
SECTION	50mm ALUM. SECTION
GLAZING	EGL-4
QUANTITY	35 Nos.
REMARKS	

NOTE :

1. ALL DIMENSIONS ARE IN mm.
2. ALL ELEVATIONS ARE VIEWED FROM OUTSIDE.
3. ALL DIMENSIONS TO BE VERIFIED ON SITE BEFORE FABRICATION.

LEGEND :

- (X1) --- DETAIL MARK NO.
- (X001) --- REFER SHEET NO.

1. F.F.L. --- FINISHED FLOOR LEVEL
2. S.F.L. --- STRUCTURAL FLOOR LEVEL
3. (R) --- REVERSED DETAIL

4. GLASS LEGEND

- EGL-1 --- 6mmHS+12mm AIR GAP+10mmTP THK. I.G.U.
- EGL-2 --- 10mm THK. CLEAR TEMPERED GLASS
- EGL-4 --- 10mm THK. TEMPERED ACID ETCHED GLASS
- EGL-1A --- 6mmHS+12mm AIR GAP+8mmTP THK. I.G.U.
- BT1/BB1 --- FIXING DETAIL (DWG. NO. FD01)
- BB2 --- FIXING DETAIL (DWG. NO. FD02)

JOB NO. : J-856

PROJECT : PROPOSED DEVELOPMENT ABOVE LIGHT RAIL TIN WING STOP-TSWTL NO.23,AREA 33,TIN SHUI WA, N.T.

TITLE : WINDOW SCHEDULE FOR TOWER 1 IN-SITU WINDOW

DATE : 06-Aug-21 SCALE : 1:40

DRAWN BY : IYVN CHECKED BY :

美特鋁質有限公司
MIDI ALUMINIUM FABRICATOR LTD.
Units 6-8, Sunray Industrial Centre, 1/F
610 Cho Kwai Ling Road, Kowloon
Tel:23489211-4 Fax:(852)2727666
DWG NO. : J856-SD-W-5107 REV : C

B.D. REF :

CLIENT :

SUN HUNG KAI
REAL ESTATE AGENCY LTD.

42/F, SUN HUNG KAI CENTRE, WANCHAI, HONGKONG

ARCHITECT :

lwk&partners
a r c h i t e c t s

MAIN CONTRACTOR :

怡輝建築有限公司
Yee Fai Building Contractors Ltd.

STRUCTURAL ENGINEER :

ARUP

FAÇADE CONSULTANT:

ALPHA CONSULTING LIMITED
Steel Structure & Façade Specialist

NOTE :

1. ALL DIMENSIONS ARE IN mm.
2. ALL ELEVATIONS ARE VIEWED FROM OUTSIDE.
3. ALL DIMENSIONS TO BE VERIFIED ON SITE BEFORE FABRICATION.

LEGEND :

(X1) — DETAIL MARK NO.
(X001) — REFER SHEET NO.

1. F.F.L. --- FINISHED FLOOR LEVEL
2. S.F.L. --- STRUCTURAL FLOOR LEVEL
3. (R) --- REVERSED DETAIL

4. GLASS LEGEND

EQ1-1 --- 8mmHS+12mm AIR GAP+10mmTP THK. I.G.U.
 EQ1-2 --- 10mm THK. CLEAR TEMPERED GLASS
 EQ1-4 --- 10mm THK. TEMPERED ACID ETCHED GLASS
 EQ1-1A --- 8mmHS+12mm AIR GAP+8mmTP THK. I.G.U.
 BT1/BB1 --- FIXING DETAIL (DWG. NO. FD01)
 BB2 --- FIXING DETAIL (DWG. NO. FD02)

NO.	DATE	REVISION	SUBJECT TO ARCH-COMMENT	BY
C	22/06/2022	REVISION SUBJECT TO ARCH-COMMENT		hwn
B	24/11/2021	REVISION SUBJECT TO ARCH-COMMENT		hwn
A	10/11/2021	REVISION SUBJECT TO ARCH-COMMENT		hwn

JOB NO. : J-856

PROJECT : PROPOSED DEVELOPMENT ABOVE LIGHT RAIL TIN WING STOP-TSWTL NO.23,AREA 33,TIN SHUI WA, N.T.

TITLE : WINDOW SCHEDULE FOR TOWER 1 IN-SITU WINDOW

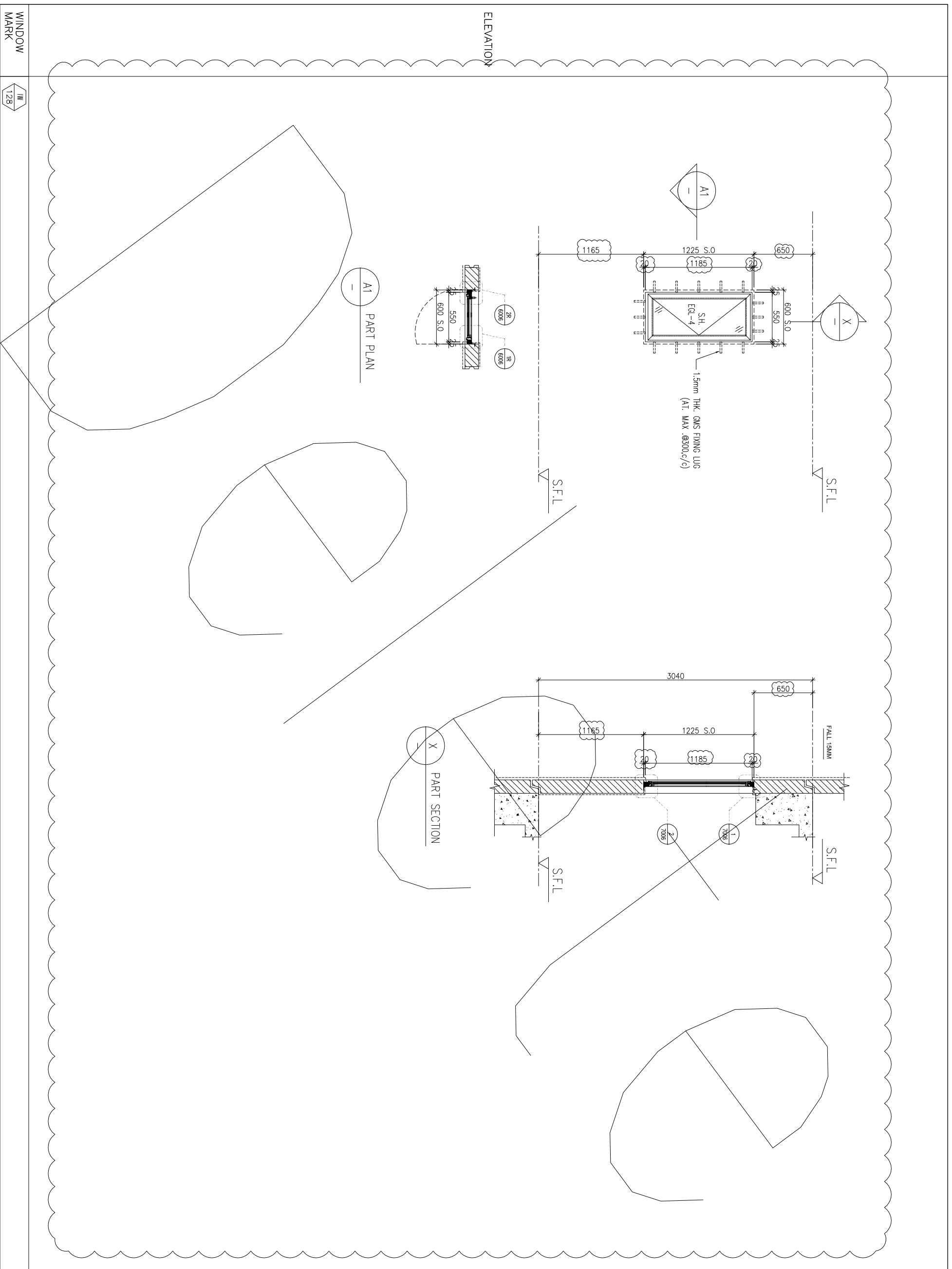
DATE : 06-Aug-21 SCALE : 1:40

DRAWN BY : IYVN CHECKED BY :

美特鋁質有限公司
MIDI ALUMINIUM FABRICATOR LTD.

Units 6-8, Sunray Industrial Centre, 1/F
610 Cho Kwo Ling Road, Kowloon
Tel:23489211-4 Fax:(852)2727666

DWG NO. : J856-SD-W-5108 REV. : C



WINDOW MARK	W 128
LOCATION	3/F-42/F, 4/F, 13/F, 14/F, 24/F, 34/F OMITTED UNIT B1
SECTION	50mm ALUM. SECTION
GLAZING	EG1-4
QUANTITY	35 Nos.
REMARKS	

B.D. REF :

CLIENT :

SUN HUNG KAI
REAL ESTATE AGENCY LTD.

42/F, SUN HUNG KAI CENTRE, WANCHAI, HONGKONG

ARCHITECT :

lwk&partners
a r c h i t e c t s

MAIN CONTRACTOR :

怡輝建築有限公司
Yee Fai Building Contractors Ltd.

STRUCTURAL ENGINEER :

ARUP

FAÇADE CONSULTANT :

ALPHA CONSULTING LIMITED
Steel Structure & Façade Specialist

NOTE :

1. ALL DIMENSIONS ARE IN mm.
2. ALL ELEVATIONS ARE VIEWED FROM OUTSIDE.
3. ALL DIMENSIONS TO BE VERIFIED ON SITE BEFORE FABRICATION.

LEGEND :

(X1) — DETAIL MARK NO.
(X001) — REFER SHEET NO.

1. F.F.L. --- FINISHED FLOOR LEVEL
2. S.F.L. --- STRUCTURAL FLOOR LEVEL
3. (R) --- REVERSED DETAIL

4. GLASS LEGEND

EGL-1 --- 8mmHS+12mm AIR GAP+10mmTP THK. I.G.U.
 EGL-2 --- 10mm THK. CLEAR TEMPERED GLASS
 EGL-4 --- 10mm THK. TEMPERED ACID ETCHED GLASS
 EGL-1A --- 8mmHS+12mm AIR GAP+8mmTP THK. I.G.U.
 BT1/BB1 --- FIXING DETAIL (DWG. NO. FD01)
 BB2 --- FIXING DETAIL (DWG. NO. FD02)

NO.	DATE	REVISION	SUBJECT TO ARCH-COMMENT	BY
C	22/06/2022	REVISION SUBJECT TO ARCH-COMMENT		hwn
B	24/11/2021	REVISION SUBJECT TO ARCH-COMMENT		hwn
A	10/11/2021	REVISION SUBJECT TO ARCH-COMMENT		hwn

JOB NO. : J-856

PROJECT : PROPOSED DEVELOPMENT ABOVE LIGHT RAIL TIN WING STOP-TSWTL NO.23,AREA 33,TIN SHUI WAI, N.T.

TITLE : WINDOW SCHEDULE FOR TOWER 1 IN-SITU WINDOW

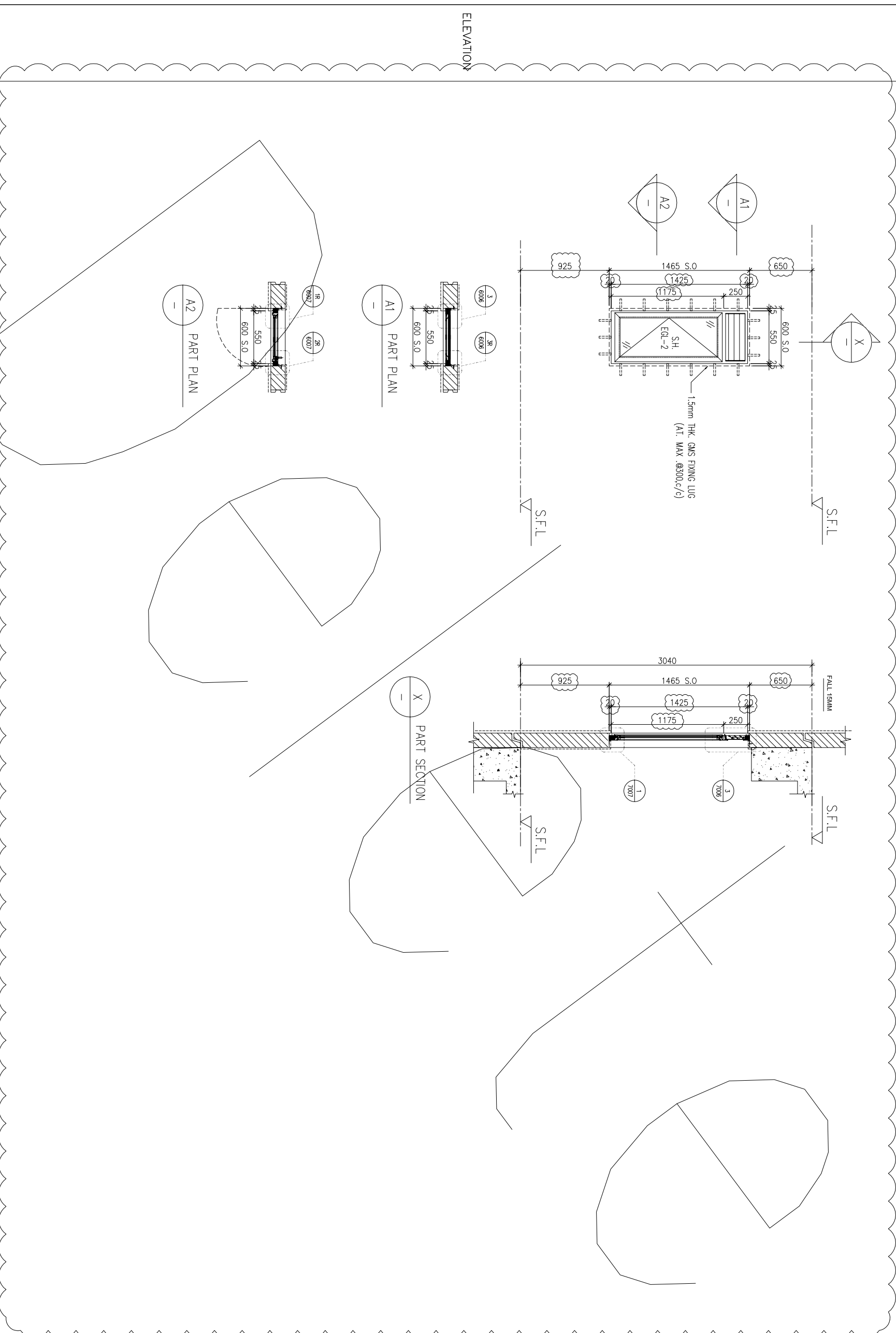
DATE : 06-Aug-21 SCALE : 1:40

DRAWN BY : IYVN CHECKED BY :

美特鋁質有限公司
MIDI ALUMINIUM FABRICATOR LTD.

Units 6-8, Sunray Industrial Centre, 1/F
610 Cho Kwai Ling Road, Kwai Tsou
Tel:23489211-4 Fax:(852)2727566

DWG NO. : J856-SD-W-5109 REV. : C



ELEVATION

WINDOW MARK



LOCATION

3/F-42/F(4/F,13/F,14/F,24/F,34/F OMITTED) UNIT A1

SECTION

50mm ALUM. SECTION

GLAZING

EGL-2

QUANTITY

35 Nos.

REMARKS

B.D. REF :

CLIENT :

SUN HUNG KAI
REAL ESTATE AGENCY LTD.

42/F, SUN HUNG KAI CENTRE, WANCHAI, HONGKONG

ARCHITECT :

lwk&partners
a r c h i t e c t s

MAIN CONTRACTOR :

怡輝建築有限公司
Yee Fai Building Contractors Ltd.

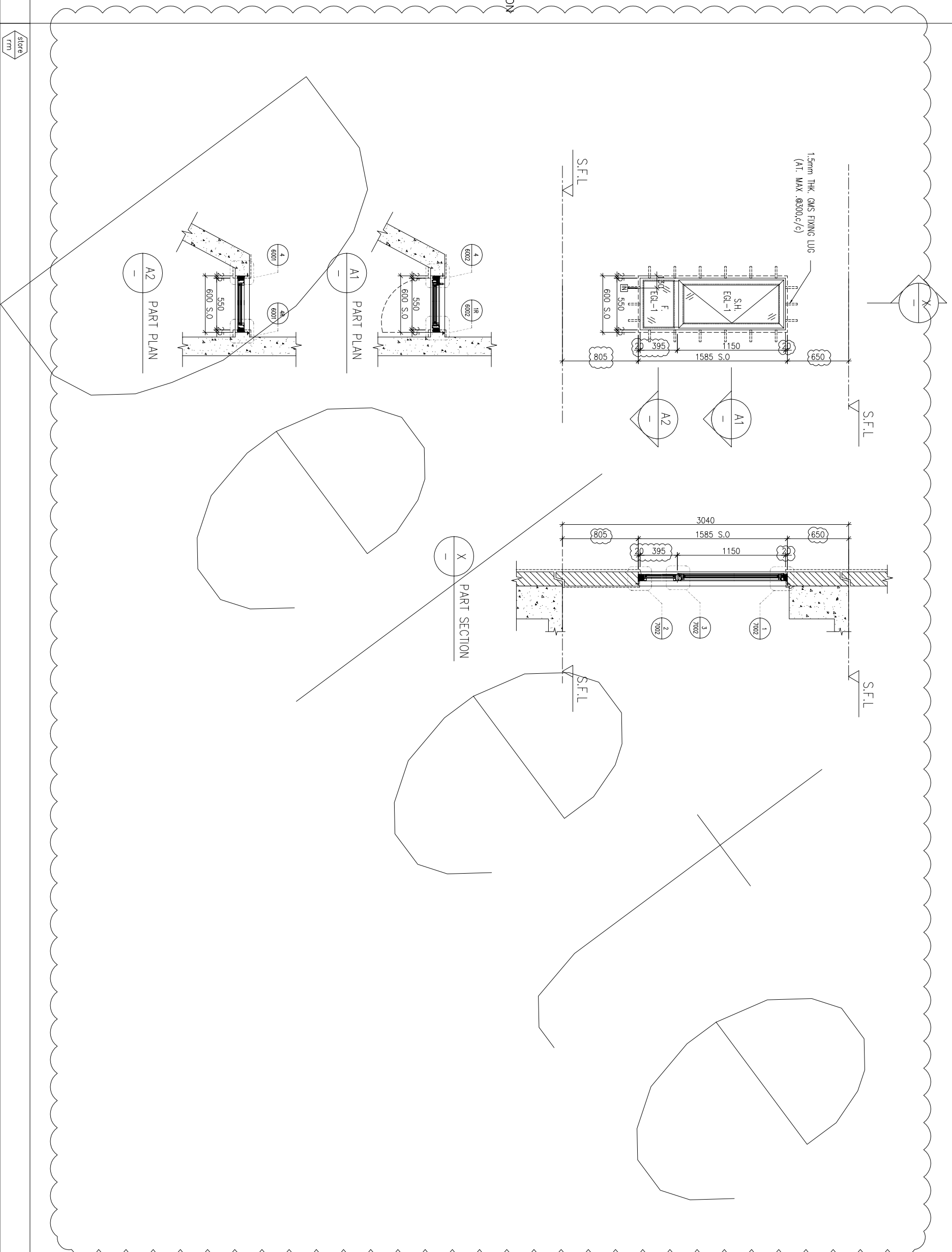
STRUCTURAL ENGINEER :

ARUP

FAÇADE CONSULTANT :

ALPHA CONSULTING LIMITED
Steel Structure & Façade Specialist

ELEVATION



PART SECTION X

PART PLAN A1

PART PLAN A2

WINDOW MARK	store
LOCATION	3/F-42/F, 13/F, 14/F, 24/F, 34/F OMITTED
SECTION	70mm ALUM. SECTION
GLAZING	EGL-1
QUANTITY	35 Nos.
REMARKS	

NOTE :

1. ALL DIMENSIONS ARE IN mm.
2. ALL ELEVATIONS ARE VIEWED FROM OUTSIDE.
3. ALL DIMENSIONS TO BE VERIFIED ON SITE BEFORE FABRICATION.

LEGEND :

(X1) --- DETAIL MARK NO.
(X001) --- REFER SHEET NO.

1. F.F.L. --- FINISHED FLOOR LEVEL
2. S.F.L. --- STRUCTURAL FLOOR LEVEL
3. (R) --- REVERSED DETAIL

4. GLASS LEGEND

EGL-1 --- 6mmHS+12mm AIR GAP+10mmTP THK. I.G.U.
EGL-2 --- 10mm THK. CLEAR TEMPERED GLASS
EGL-4 --- 10mm THK. TEMPERED ACID ETCHED GLASS
EGL-1A --- 6mmHS+12mm AIR GAP+8mmTP THK. I.G.U.
BT1/BB1 --- FIXING DETAIL (DWG. NO. FD01)
BB2 --- FIXING DETAIL (DWG. NO. FD02)

JOB NO. : J-856

PROJECT : PROPOSED DEVELOPMENT ABOVE LIGHT RAIL TIN WING STOP-TSWTL NO.23,AREA 33,TIN SHUI WA, N.T.

TITLE : WINDOW SCHEDULE FOR TOWER 1 IN-SITU WINDOW

DATE : 06-Aug-21 SCALE : 1:40

DRAWN BY : IYVN CHECKED BY :

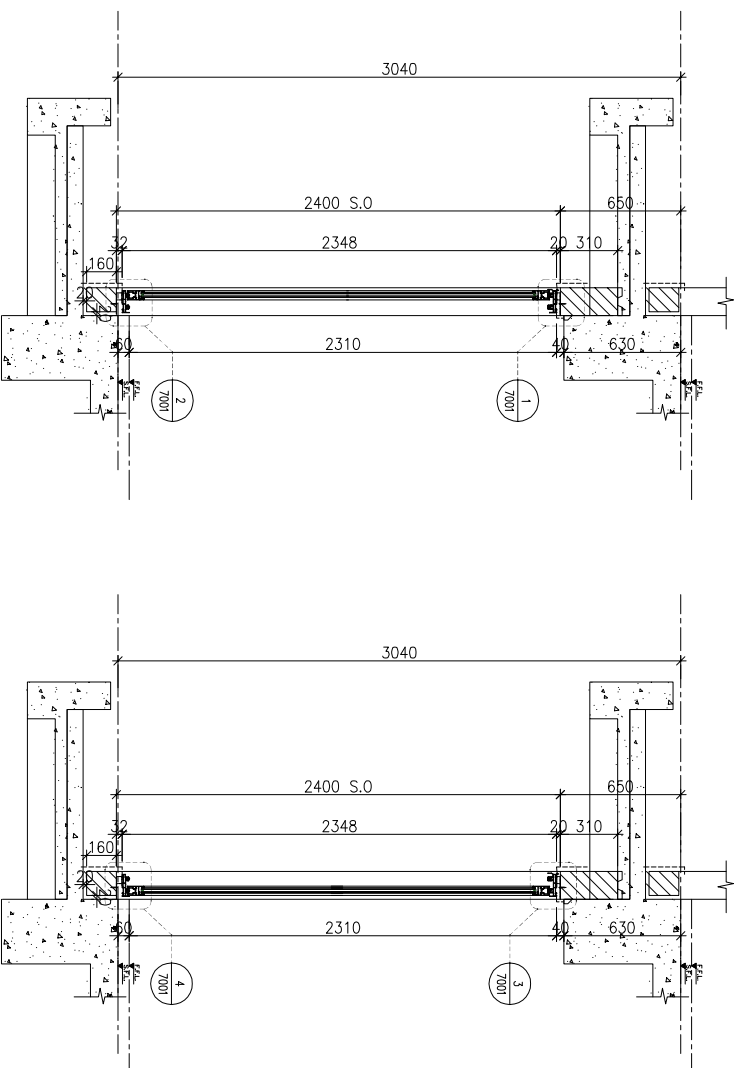
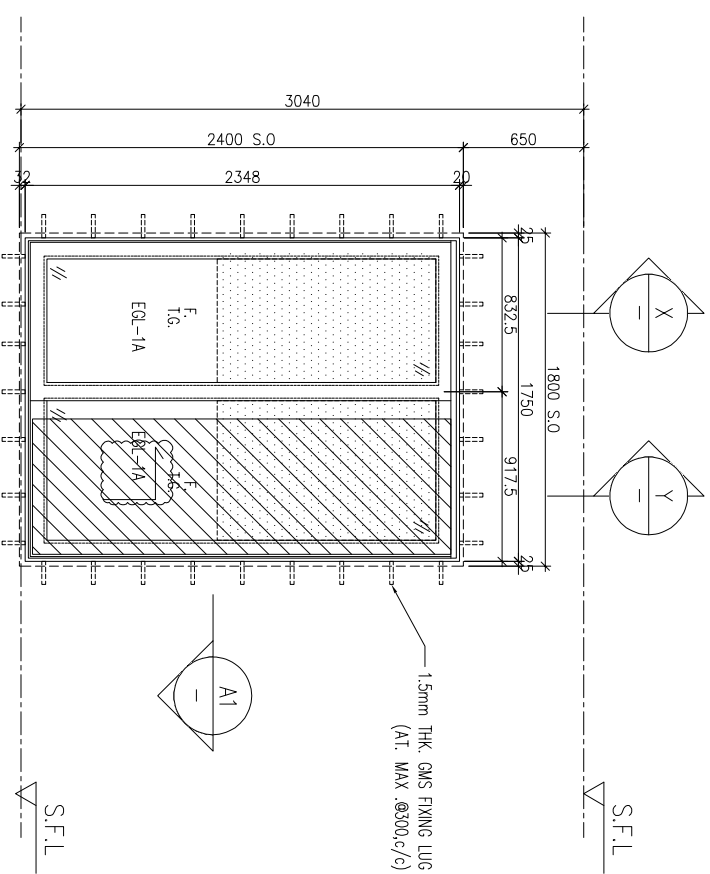
美特鋁質有限公司
MIDI ALUMINIUM FABRICATOR LTD.

Units 6-8, Sunray Industrial Centre, 1/F
610 Cho Kwai Ling Road, Kowloon
Tel:23489211-4 Fax:(852)2727566

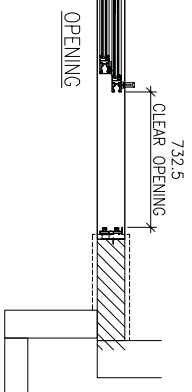
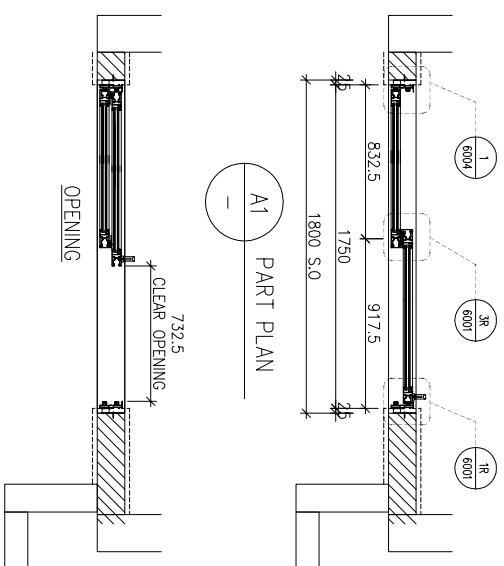
DWG NO. : J856-SD-W-5110 REV. : C

PROVIDED	GLAZING AREA	OPENABLE AREA	GLAZING AREA
	1.657	1.681	

REQUIRED



ELEVATION



WINDOW MARK	AM 05
LOCATION	3/F-42/F(4/F,13/F,14/F,24/F,34/F OMITTED) UNIT A6
SECTION	70mm ALUM. SECTION
GLAZING	EGL-1A
QUANTITY	35 Nos.
REMARKS	FAÇADE(TYPE T1PF07 FOR 3/F-42/F)

B.D. REF :

CLIENT :

SUN HUNG KAI
REAL ESTATE AGENCY LTD.
42/F, SUN HUNG KAI CENTRE, WANCHAI, HONGKONG

ARCHITECT :

lwk&partners
a r c h i t e c t s

MAIN CONTRACTOR :

怡輝建築有限公司
Yee Fai Building Contractors Ltd.

STRUCTURAL ENGINEER :

ARUP

FAÇADE CONSULTANT :

ALPHA CONSULTING LIMITED
Steel Structure & Façade Specialist

- NOTE :
1. ALL DIMENSIONS ARE IN mm.
 2. ALL ELEVATIONS ARE VIEWED FROM OUTSIDE.
 3. ALL DIMENSIONS TO BE VERIFIED ON SITE BEFORE FABRICATION.

LEGEND :

(X1) --- DETAIL MARK NO.
(X001) --- REFER SHEET NO.

1. F.F.L. --- FINISHED FLOOR LEVEL
2. S.F.L. --- STRUCTURAL FLOOR LEVEL
3. (R) --- REVERSED DETAIL

4. GLASS LEGEND

- EGL-1 --- 8mmHS+12mm AIR GAP+10mmTP THK. I.G.U.
EGL-2 --- 10mm THK. CLEAR TEMPERED GLASS
EGL-4 --- 10mm THK. TEMPERED ACID ETCHED GLASS
EGL-1A --- 8mmHS+12mm AIR GAP+8mmTP THK. I.G.U.
BT1/BB1 --- FIXING DETAIL (DWG. NO. F001)
BB2 --- FIXING DETAIL (DWG. NO. F002)

NO.	DATE	REVISION	SUBJECT TO ARCH-COMMENT	BY
0	26/08/2022	REVISION SUBJECT TO ARCH-COMMENT		hwn
C	28/07/2022	REVISION SUBJECT TO ARCH-COMMENT		hwn
B	13/07/2022	REVISION SUBJECT TO ARCH-COMMENT		hwn
A	23/11/2021	REVISION SUBJECT TO ARCH-COMMENT		hwn

JOB NO. : J-856

PROJECT : PROPOSED DEVELOPMENT ABOVE LIGHT RAIL TIN WING STOP-TS/WL NO.23,AREA 33,TIN SHUI WAI, N.T.

TITLE : WINDOW SCHEDULE FOR TOWER 1 IN-SITU WINDOW

DATE : 02-Aug-21 SCALE : 1:40

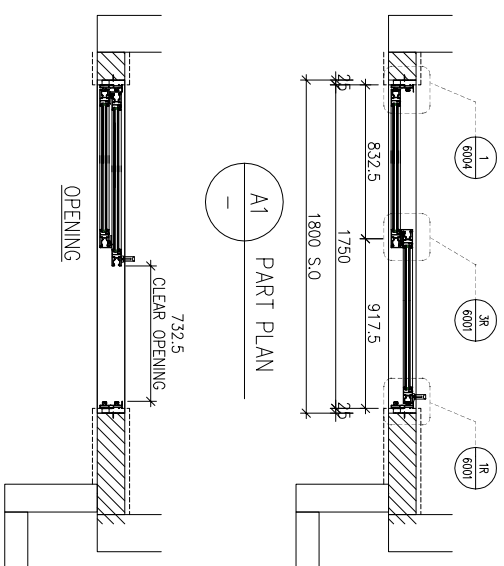
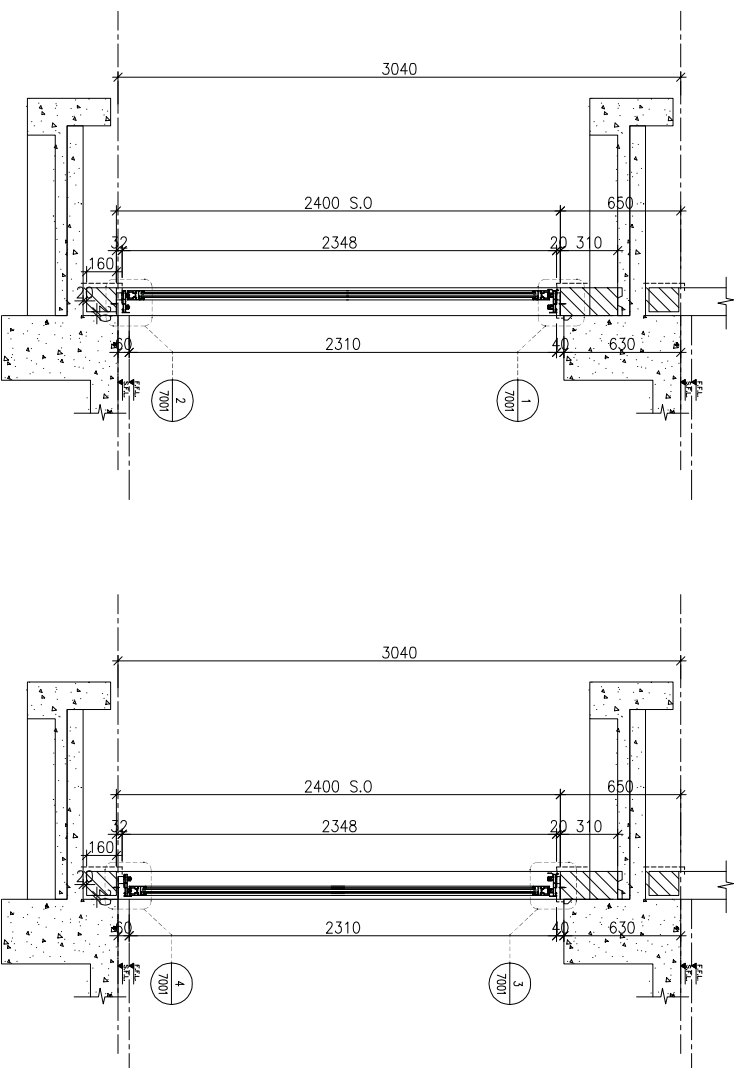
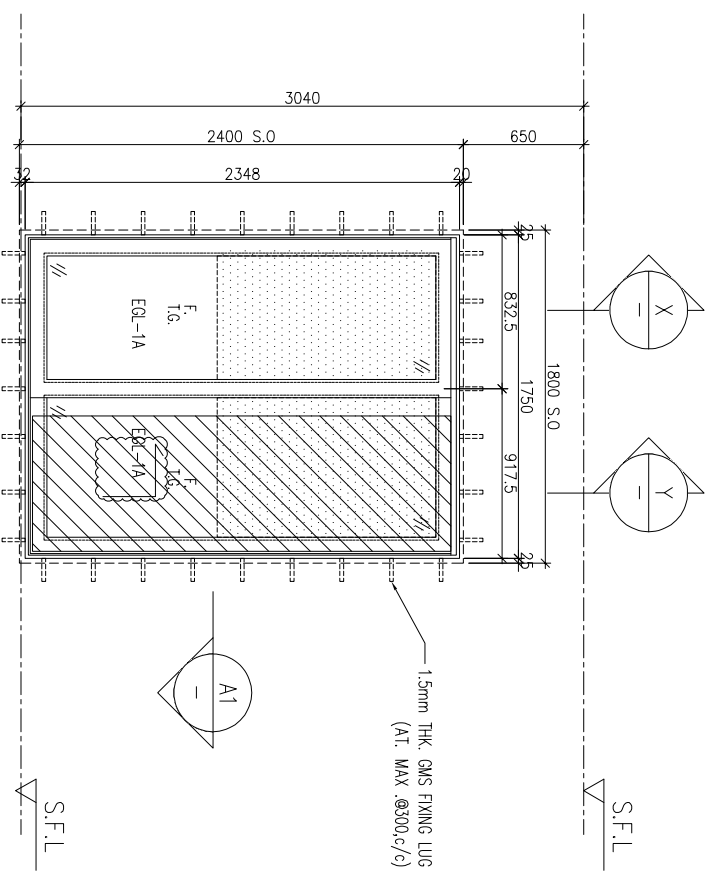
DRAWN BY : IYON CHECKED BY :

美特鋁質有限公司
MIDI ALUMINIUM FABRICATOR LTD.
Units 6-8, Sunray Industrial Centre, 1/F
610 Cho Kwai Ling Road, Kwai Tsuen
Tel:23489211-4 Fax:(852)2727666

DWG NO. : J856-SD-W-5111 REV. : D

PROVIDED	GLAZING AREA	OPENABLE AREA	GLAZING AREA
1.657	1.681		

REQUIRED



ELEVATION

WINDOW MARK	AM 05
LOCATION	3/F-42/F(4/F,13/F,14/F,24/F,34/F OMITTED) UNIT B5
SECTION	70mm ALUM. SECTION
GLAZING	EGL-1A
QUANTITY	35 Nos.
REMARKS	FAÇADE(TYPE T1PF11 FOR 3/F-42/F)

B.D. REF :

CLIENT :
SUN HUNG KAI
 REAL ESTATE AGENCY LTD.
 42/F, SUN HUNG KAI CENTRE, WANCHAI, HONGKONG

ARCHITECT :
lwk&partners
 a r c h i t e c t s

MAIN CONTRACTOR :
怡輝建築有限公司
Yee Fai Building Contractors Ltd.

STRUCTURAL ENGINEER :
ARUP
 ALPHA CONSULTING LIMITED
 Steel Structure & Façade Specialist

NOTE:
 1. ALL DIMENSIONS ARE IN mm.
 2. ALL ELEVATIONS ARE VIEWED FROM OUTSIDE.
 3. ALL DIMENSIONS TO BE VERIFIED ON SITE BEFORE FABRICATION.

LEGEND:
 (X1) --- DETAIL MARK NO.
 (X001) --- REFER SHEET NO.
 1. F.F.L. --- FINISHED FLOOR LEVEL
 2. S.F.L. --- STRUCTURAL FLOOR LEVEL
 3. (R) --- REVERSED DETAIL
 4. GLASS LEGEND
 EGL-1 --- 8mmHS+12mm AIR GAP+10mmTP THK. I.G.U.
 EGL-2 --- 10mm THK. CLEAR TEMPERED GLASS
 EGL-4 --- 10mm THK. TEMPERED ACID ETCHED GLASS
 EGL-1A --- 8mmHS+12mm AIR GAP+8mmTP THK. I.G.U.
 B11/BB1 --- FIXING DETAIL (DWG. NO. F001)
 BB2 --- FIXING DETAIL (DWG. NO. F002)

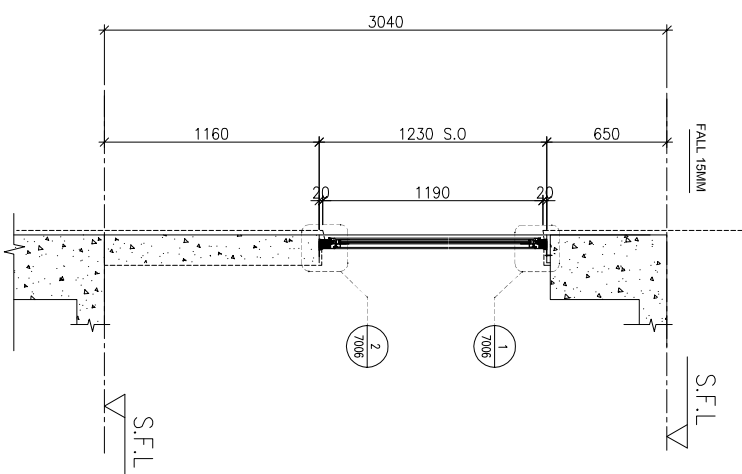
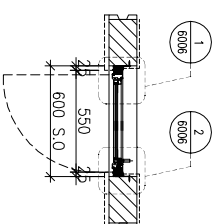
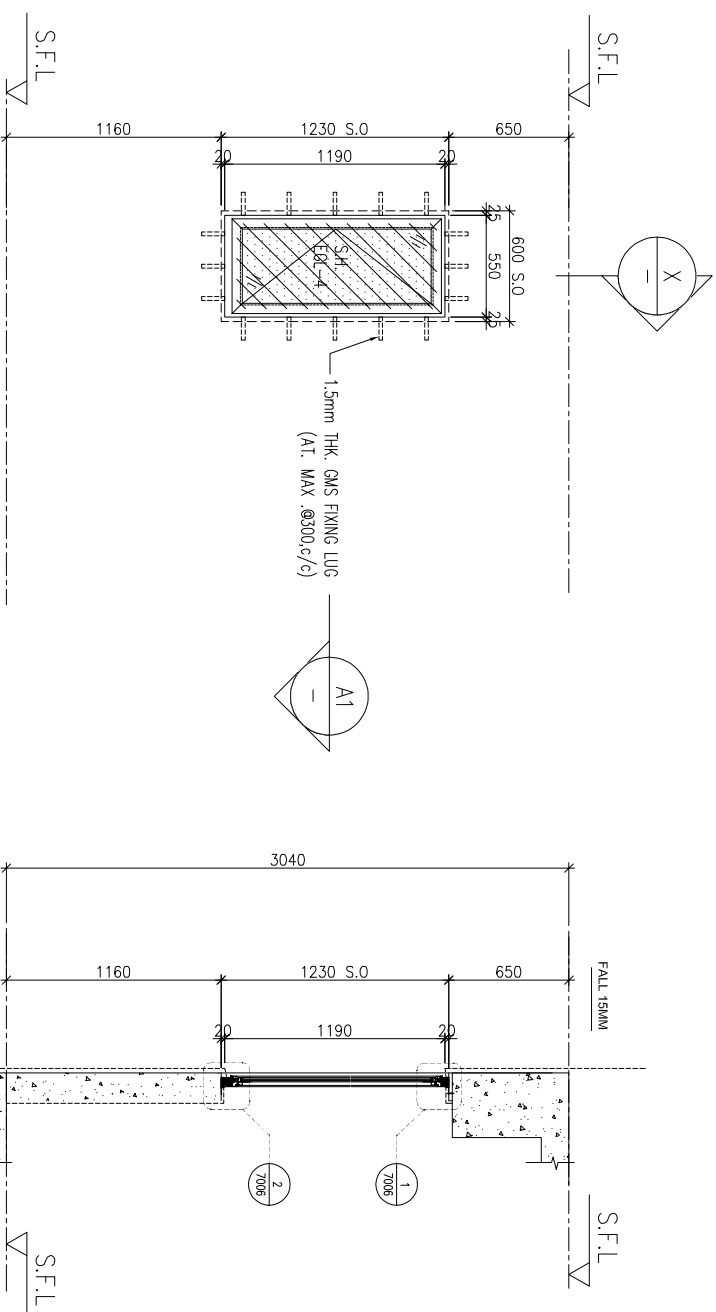
NO.	DATE	REVISION	SUBJECT TO ARCH-COMMENT	BY
0	26/08/2022	REVISION SUBJECT TO ARCH-COMMENT		hcn
C	28/07/2022	REVISION SUBJECT TO ARCH-COMMENT		hcn
B	13/07/2022	REVISION SUBJECT TO ARCH-COMMENT		hcn
A	23/11/2021	REVISION SUBJECT TO ARCH-COMMENT		hcn

JOB NO. : J-856
 PROJECT : PROPOSED DEVELOPMENT ABOVE LIGHT RAIL TIN WING STOP-TSMTL NO.23,AREA 33,TIN SHUI WAI, N.T.
 TITLE : WINDOW SCHEDULE FOR TOWER 1 IN-SITU WINDOW

DATE : 02-Aug-21
 SCALE : 1:40
 DRAWN BY : IYON
 CHECKED BY :

UNITA 6-8, Sunray Industrial Centre, 1/F
 610 Cho Kwai Ling Road, Kowloon
 Tel:23489211-4 Fax:(852)2727666
 DWG NO. : J856-SD-W-5112 REV : D

PROVIDED	REQUIRE
OPENABLE AREA 0.497	OPENABLE AREA 0.408
GLAZING AREA	GLAZING AREA



ELEVATION

WINDOW MARK	AM 06	AM 06R
LOCATION	3/F-42/F(4/F,13/F,14/F,24/F,34/F OMITTED) UNIT A1	3/F-42/F(4/F,13/F,14/F,24/F,34/F OMITTED) UNIT A1,B1
SECTION	50mm ALUM. SECTION	50mm ALUM. SECTION
GLAZING	EGL-4	EGL-4
QUANTITY	35 Nos	35 Nos./35 Nos.
REMARKS	50mm ALUM. WINDOW SECTION , 4 BAR HINGE-LIP HING (HHMS-N14)	

B.D. REF : _____

CLIENT : **SUN HUNG KAI**
REAL ESTATE AGENCY LTD.
42/F, SUN HUNG KAI CENTRE, WANCHAI, HONGKONG

ARCHITECT : **lwk&partners**
a f c h i l e o i s

MAIN CONTRACTOR : **怡輝建築有限公司**
Yee Fai Building Contractors Ltd.

STRUCTURAL ENGINEER :

FAÇADE CONSULTANT : **ARUP**
ALPHA CONSULTING LIMITED
Steel Structure & Façade Specialist

NOTE :
1. ALL DIMENSIONS ARE IN mm.
2. ALL ELEVATIONS ARE VIEWED FROM OUTSIDE.
3. ALL DIMENSIONS TO BE VERIFIED ON SITE BEFORE FABRICATION.

LEGEND :

X1 — DETAIL MARK NO.
X2001 — REFER SHEET NO.

1. F.F.L. --- FINISHED FLOOR LEVEL
2. S.F.L. --- STRUCTURAL FLOOR LEVEL
3. (R) --- REVERSED DETAIL

4. GLASS LEGEND

EGL-1 --- 6mmHS+12mm AIR GAP+10mmTP THK. I.G.U.
EGL-2 --- 10mm THK. CLEAR TEMPERED GLASS
EGL-4 --- 10mm THK. TEMPERED ACID ETCHED GLASS
EGL-1A --- 6mmHS+12mm AIR GAP+8mmTP THK. I.G.U.
BT1/BB1 --- FIXING DETAIL (DWG. NO. F001)
BB2 --- FIXING DETAIL (DWG. NO. F002)

NO. DATE REVISION BY

J-856

PROJECT : PROPOSED DEVELOPMENT ABOVE LIGHT RAIL TIN WING STOP-TSWTL NO.23,AREA 33,TIN SHUI WAI, N.T.

TITLE : WINDOW SCHEDULE FOR TOWER 1 IN-SITU WINDOW

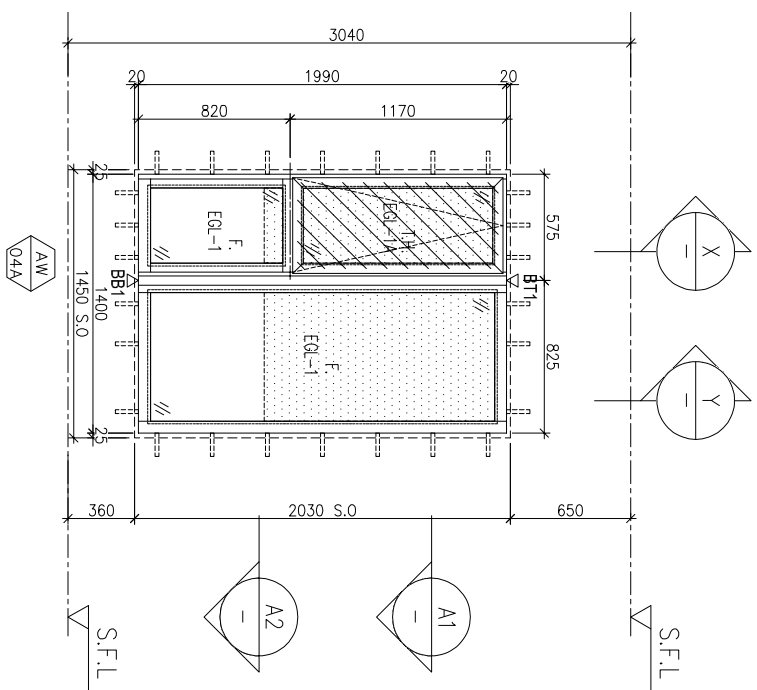
DATE : 22-Jun-22 SCALE : 1:40

DRAWN BY : IYON CHECKED BY :

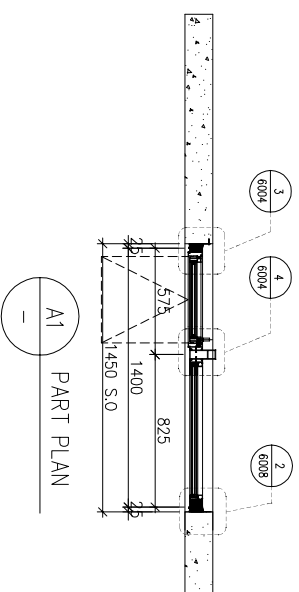
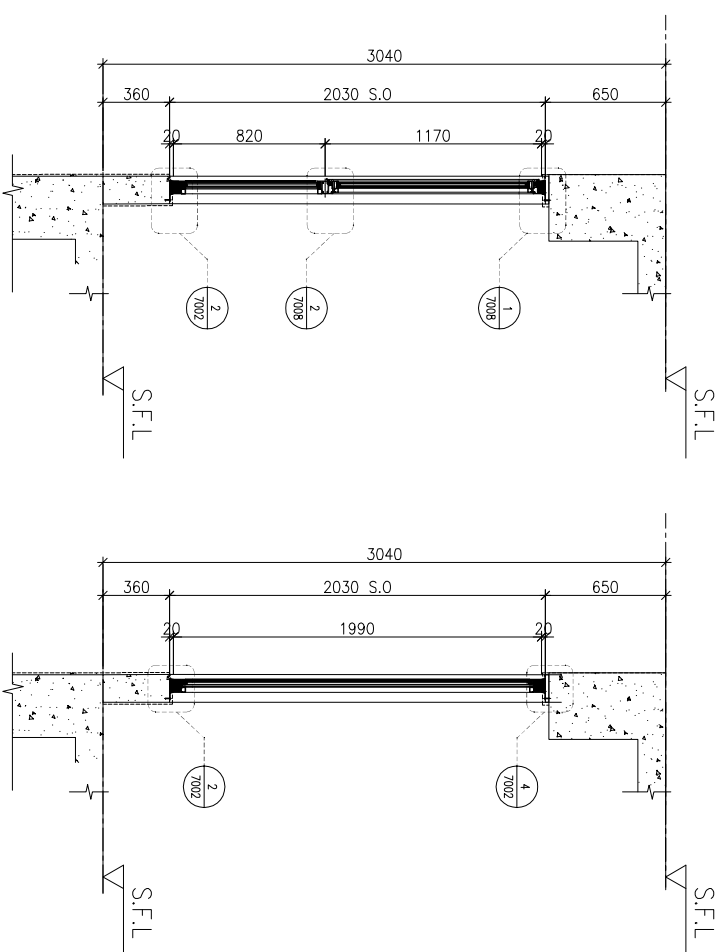
美特鋁質有限公司
MIDI ALUMINIUM FABRICATOR LTD.
Units 6-8, Sunray Industrial Centre, 1/F
610 Cho Kwai Ling Road, Kowloon
Tel:23489211-4 Fax:(852)2727666
DWG NO. : J856-SD-W-5113 REV : -

PROVIDED	GLAZING AREA	OPENABLE AREA	GLAZING AREA
0.504	1.321		

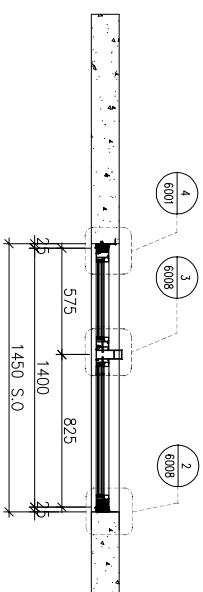
REQUIRE



ELEVATION



A1 PART PLAN



A2 PART PLAN

WINDOW MARK	AW 04d
LOCATION	3/F-42/F(4/F,13/F,14/F,24/F,34/F OMITTED) UNIT B5
SECTION	70mm ALUM. SECTION
GLAZING	EGL-1 / EGL-1A
QUANTITY	35 Nos
REMARKS	70mm ALUM. WINDOW SECTION , 4 BAR HINGE-LIP HING (HHMT-14)

B.D. REF :

CLIENT :

SUN HUNG KAI
REAL ESTATE AGENCY LTD.

42/F, SUN HUNG KAI CENTRE, WANCHAI, HONGKONG

ARCHITECT :

lwk&partners
a r c h i t e c t s

MAIN CONTRACTOR :

怡輝建築有限公司
Yee Fai Building Contractors Ltd.

STRUCTURAL ENGINEER :

ARUP

FAÇADE CONSULTANT :

ALPHA CONSULTING LIMITED
Steel Structure & Façade Specialist

NOTE :

1. ALL DIMENSIONS ARE IN mm.
2. ALL ELEVATIONS ARE VIEWED FROM OUTSIDE.
3. ALL DIMENSIONS TO BE VERIFIED ON SITE BEFORE FABRICATION.

LEGEND :

- X1 — DETAIL MARK NO.
- X001 — REFER SHEET NO.

1. F.F.L. --- FINISHED FLOOR LEVEL
2. S.F.L. --- STRUCTURAL FLOOR LEVEL
3. (R) --- REVERSED DETAIL

4. GLASS LEGEND

- EGL-1 --- 8mmHS+12mm AIR GAP+10mmTP THK. I.G.U.
- EGL-2 --- 10mm THK. CLEAR TEMPERED GLASS
- EGL-4 --- 10mm THK. TEMPERED ACID ETCHED GLASS
- EGL-1A --- 8mmHS+12mm AIR GAP+8mmTP THK. I.G.U.
- BT1/BB1 --- FIXING DETAIL (DWG. NO. F001)
- BB2 --- FIXING DETAIL (DWG. NO. F002)

NO.	DATE	REASON	BY
-----	------	--------	----

JOB NO. : J-856

PROJECT : PROPOSED DEVELOPMENT ABOVE LIGHT RAIL TIN WING STOP-TSWTL NO.23,AREA 33,TIN SHUI WAI, N.T.

TITLE : WINDOW SCHEDULE FOR TOWER 1 IN-SITU WINDOW

DATE : 22-Jun-22 SCALE : 1:40

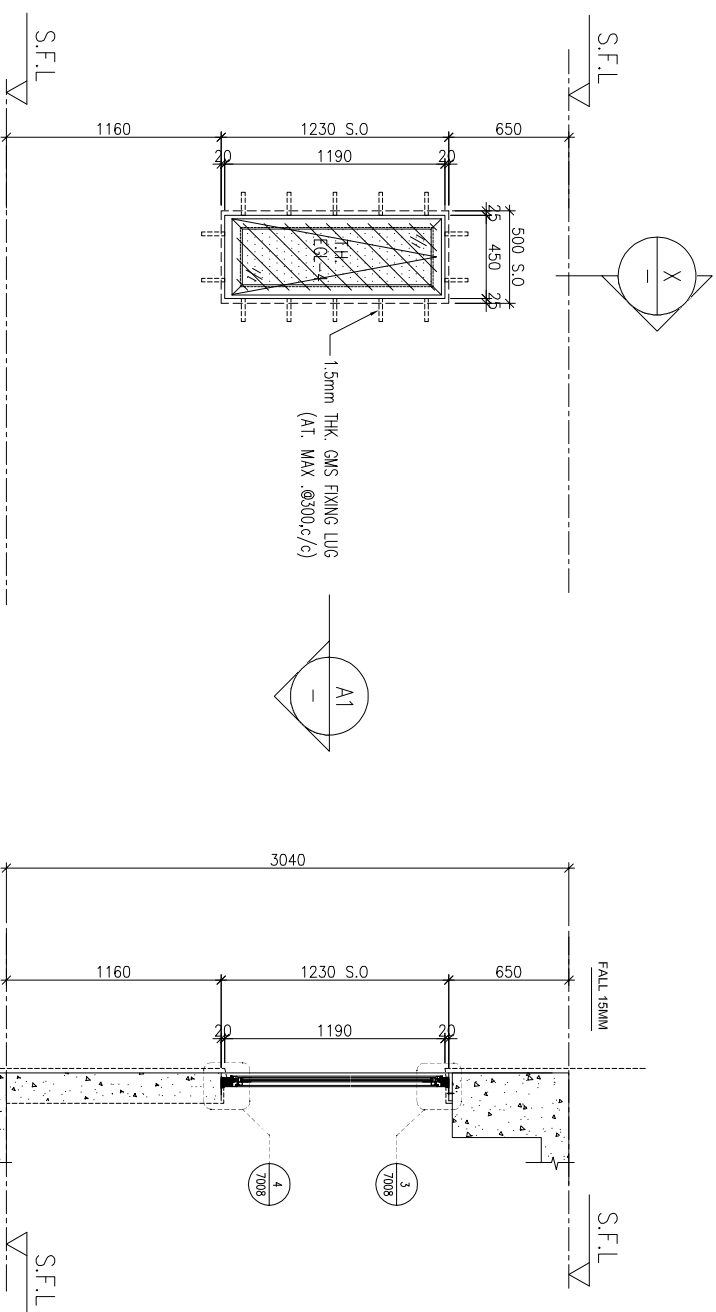
DRAWN BY : IYON CHECKED BY :

美特鋁質有限公司
MIDI ALUMINIUM FABRICATOR LTD.

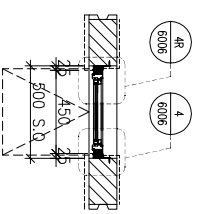
Units 6-8, Sunray Industrial Centre, 1/F
610 Cho Kwai Ling Road, Kowloon
Tel:23489211-4 Fax:(852)2727666

DWG NO. : J856-SD-W-5114 REV. : -

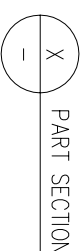
PROVIDED		REQUIRE	
OPENABLE AREA	GLAZING AREA	OPENABLE AREA	GLAZING AREA
0.389	0.306		



ELEVATION



PART PLAN A1



PART SECTION

WINDOW MARK	AM
LOCATION	3/F-42/F(4/F,13/F,14/F,24/F,34/F OMITTED) UNIT A5
SECTION	50mm ALUM. SECTION
GLAZING	EGL-4
QUANTITY	35 Nos
REMARKS	50mm ALUM. WINDOW SECTION , 4 BAR HINGE-LIP HING (HHMT-14)

B.D. REF :

CLIENT :

SUN HUNG KAI
REAL ESTATE AGENCY LTD.

42/F, SUN HUNG KAI CENTRE, WANCHAI, HONGKONG

ARCHITECT :

lwk&partners
a f c h i l e o i s

MAIN CONTRACTOR :

Yee Fai 怡輝建築有限公司
Building Contractors Ltd.

STRUCTURAL ENGINEER :

ARUP

FAÇADE CONSULTANT:

ALPHA CONSULTING LIMITED
Steel Structure & Façade Specialist

- NOTE :
1. ALL DIMENSIONS ARE IN mm.
 2. ALL ELEVATIONS ARE VIEWED FROM OUTSIDE.
 3. ALL DIMENSIONS TO BE VERIFIED ON SITE BEFORE FABRICATION.

LEGEND :

(X1) — DETAIL MARK NO.
(X001) — REFER SHEET NO.

1. F.F.L. --- FINISHED FLOOR LEVEL
2. S.F.L. --- STRUCTURAL FLOOR LEVEL
3. (R) --- REVERSED DETAIL

4. GLASS LEGEND

- EGL-1 --- 8mmHS+12mm AIR GAP+10mmTP THK. I.G.U.
EGL-2 --- 10mm THK. CLEAR TEMPERED GLASS
EGL-4 --- 10mm THK. TEMPERED ACID ETCHED GLASS
EGL-1A --- 8mmHS+12mm AIR GAP+8mmTP THK. I.G.U.
BT1/BB1 --- FIXING DETAIL (DWG. NO. F001)
BB2 --- FIXING DETAIL (DWG. NO. F002)

NO.	DATE	REASON	BY

JOB NO. : J-856

PROJECT :
PROPOSED DEVELOPMENT ABOVE
LIGHT RAIL TIN WING STOP-TSWTL
NO.23,AREA 33,TIN SHUI WAL, N.T.

TITLE :
WINDOW SCHEDULE FOR
TOWER 1 IN-SITU WINDOW

DATE : 22-Jun-22 SCALE : 1:40

DRAWN BY : Ivan CHECKED BY :

美特铝质有限公司
MIDI ALUMINIUM FABRICATOR LTD.

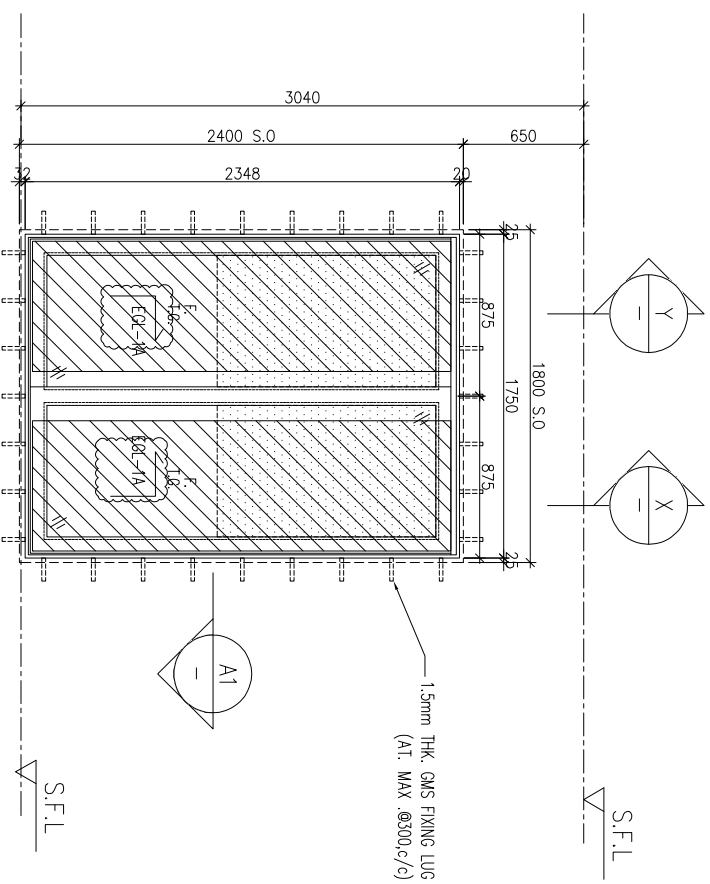
Units 6-8, Sunray Industrial Centre, 1/F
610 Cho Kwai Ling Road, Kowloon
Tel:23489211-4 Fax:(852)2727666

DWG NO. : J856-SD-W-5115 REV. : -

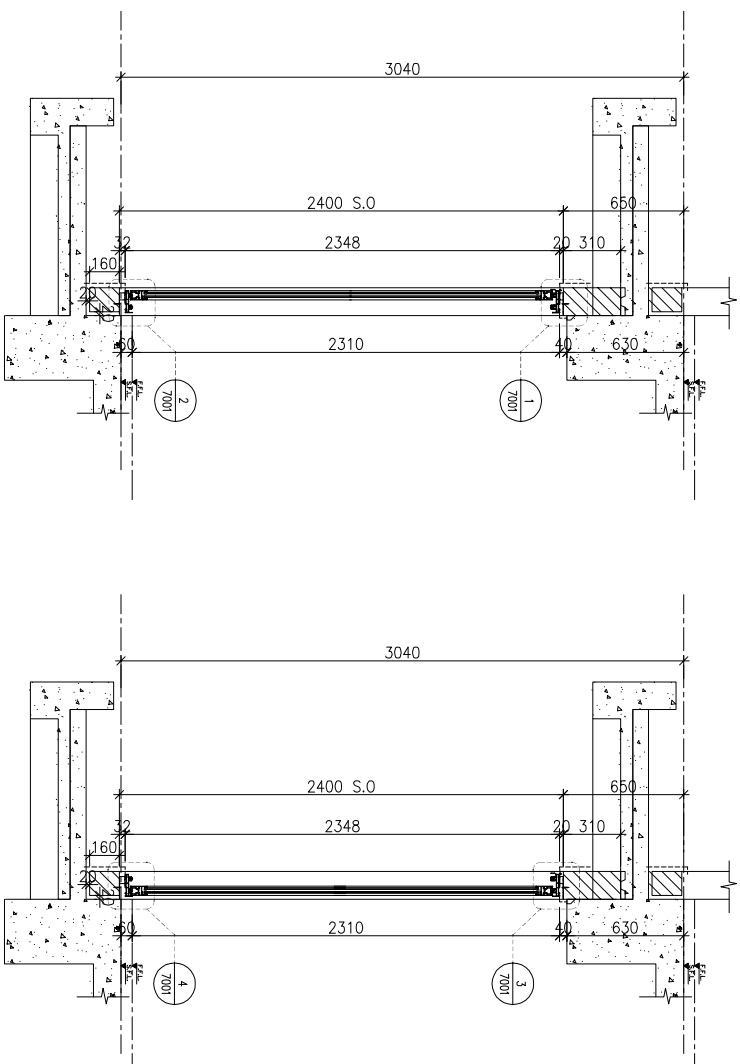
PROVIDED	GLAZING AREA	OPENABLE AREA	GLAZING AREA
1.591	1.681		

REQUIRED

GLAZING AREA



AW 01

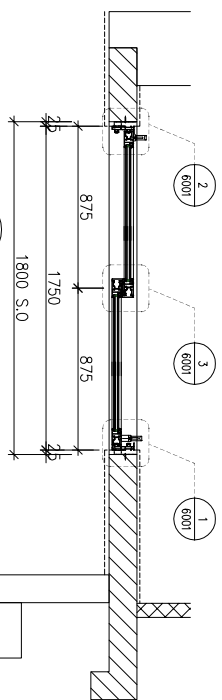


PART SECTION

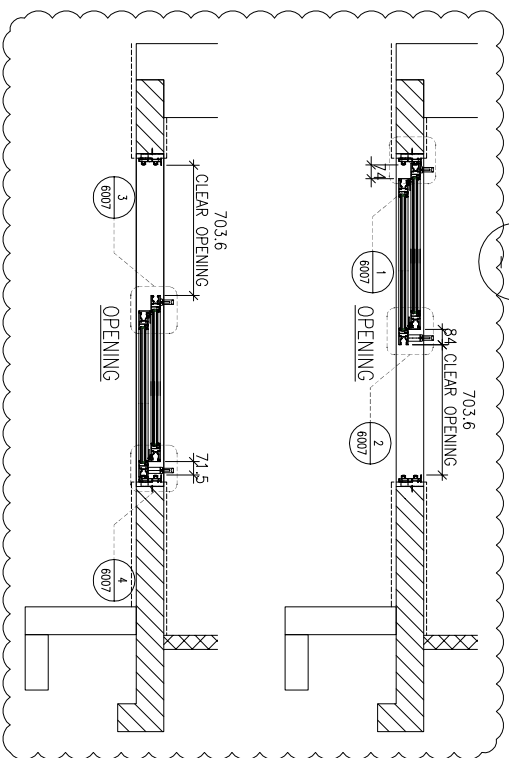
X-X

PART SECTION

Y-Y



A1 PART PLAN



ELEVATION

WINDOW MARK	AW 01
LOCATION	3/F-42/F(4/F,13/F,14/F,24/F,34/F OMITTED) UNIT A1
SECTION	70mm ALUM. SECTION
GLAZING	EGL-1A
QUANTITY	35 Nos.
REMARKS	FAÇADE(TYPE T2PF01 FOR 3/F-42/F)

B.D. REF :

CLIENT :

SUN HUNG KAI
REAL ESTATE AGENCY LTD.
42/F SUN HUNG KAI CENTRE, WANCHAI, HONGKONG

ARCHITECT :

lwk&partners
a r c h i t e c t s

MAIN CONTRACTOR :

怡輝建築有限公司
Yee Fai Building Contractors Ltd.

STRUCTURAL ENGINEER :

ARUP

FAÇADE CONSULTANT :

ALPHA CONSULTING LIMITED
Steel Structure & Façade Specialist

NOTE:
1. ALL DIMENSIONS ARE IN mm.
2. ALL ELEVATIONS ARE VIEWED FROM OUTSIDE.
3. ALL DIMENSIONS TO BE VERIFIED ON SITE BEFORE FABRICATION.

LEGEND :

(X1) --- DETAIL MARK NO.
(X001) --- REFER SHEET NO.

1. F.F.L. --- FINISHED FLOOR LEVEL
2. S.F.L. --- STRUCTURAL FLOOR LEVEL
3. (R) --- REVERSED DETAIL

4. GLASS LEGEND

EGL-1 --- 6mmHS+12mm AIR GAP+10mmTP THK. I.G.U.
EGL-2 --- 10mm THK. CLEAR TEMPERED GLASS
EGL-4 --- 10mm THK. TEMPERED ACID ETCHED GLASS
EGL-1A --- 6mmHS+12mm AIR GAP+8mmTP THK. I.G.U.
B11/BB1 --- FIXING DETAIL (DWG. NO. F001)
BB2 --- FIXING DETAIL (DWG. NO. F002)

NO.	DATE	REVISION	SUBJECT TO ARCH-COMMENT	BY
E	26/08/2022	REVISION	SUBJECT TO ARCH-COMMENT	hwn
D	28/07/2022	REVISION	SUBJECT TO ARCH-COMMENT	hwn
C	22/06/2022	REVISION	SUBJECT TO ARCH-COMMENT	hwn
B	23/11/2021	REVISION	SUBJECT TO ARCH-COMMENT	hwn
A	10/11/2021	REVISION	SUBJECT TO ARCH-COMMENT	hwn

JOB NO. : J-856

PROJECT : PROPOSED DEVELOPMENT ABOVE LIGHT RAIL TIN WING STOP-TS/WTL NO.23,AREA 33,TIN SHUI WAL, N.T.

TITLE : WINDOW SCHEDULE FOR TOWER 2 IN-SITU WINDOW

DATE : 02-Aug-21 SCALE : 1:40

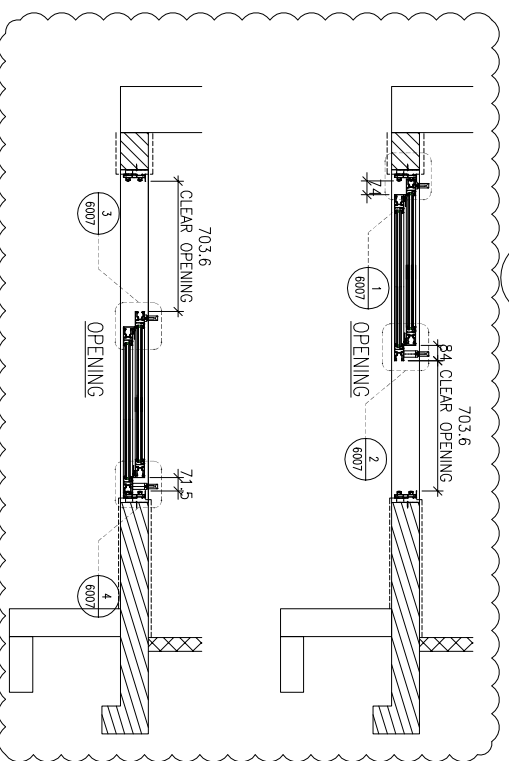
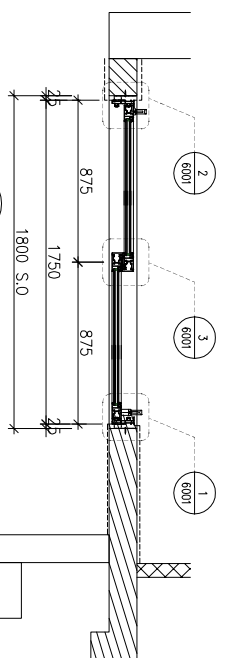
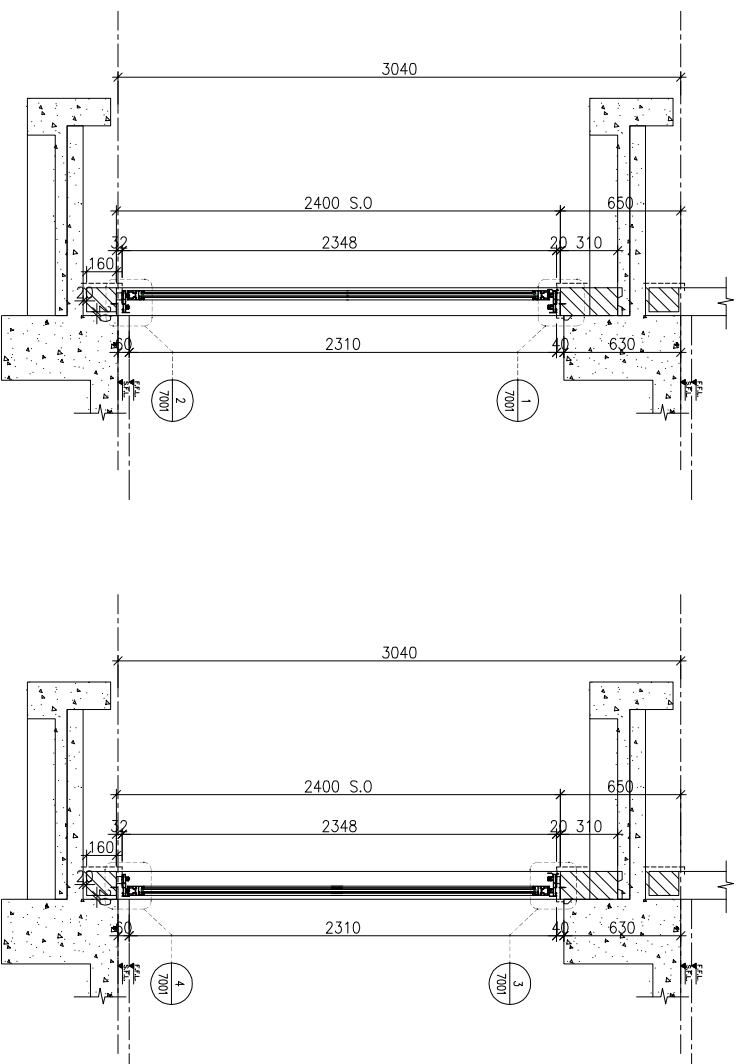
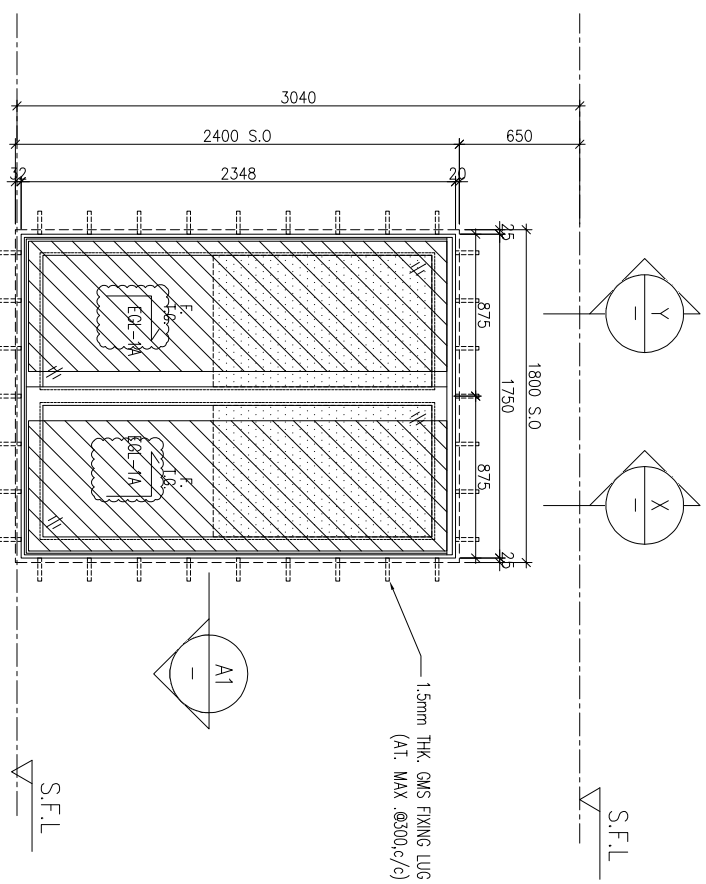
DRAWN BY : IYON CHECKED BY :

美特鋁質有限公司
MIDI ALUMINIUM FABRICATOR LTD.
Units 6-8, Sunray Industrial Centre, 1/F
610 Cho Kwai Ling Road, Kwai Tsoum
Tel:23489211-4 Fax:(852)2727666

DWG NO. : J856-SD-W-5201 REV. : E

PROVIDED	GLAZING AREA	OPENABLE AREA	GLAZING AREA
1,591	1,681		

REQUIRED	GLAZING AREA	OPENABLE AREA	GLAZING AREA



ELEVATION

WINDOW MARK	AW 01
LOCATION	3/F~42/F(4/F,13/F,14/F,24/F,34/F OMITTED) UNIT A2, A5, B3
SECTION	70mm ALUM. SECTION
GLAZING	EGL-1A
QUANTITY	35 Nos./35 Nos./35 Nos.
REMARKS	FACADE(TYPE T2PF02 FOR 3/F~42/F)

WINDOW MARK	AW 01R
LOCATION	3/F~42/F(4/F,13/F,14/F,24/F,34/F OMITTED) UNIT B3
SECTION	70mm ALUM. SECTION
GLAZING	EGL-1A
QUANTITY	35 Nos.
REMARKS	FACADE(TYPE T2PF02R FOR 3/F~42/F)

DATE	02-Aug-21	SCALE	1:40
DRAWN BY	Ivan	CHECKED BY	

TITLE	WINDOW SCHEDULE FOR TOWER 2 IN-SITU WINDOW
PROJECT	PROPOSED DEVELOPMENT ABOVE LIGHT RAIL TIN WING STOP-TSWTL NO.23,AREA 33,TIN SHUI WAI, N.T.
CLIENT	SUN HUNG KAI REAL ESTATE AGENCY LTD.
ARCHITECT	lwk&partners
MANU CONTRACTOR	怡輝建築有限公司 Yee Fai Building Contractors Ltd.
STRUCTURAL ENGINEER	ARUP
FACADE CONSULTANT	ALPHA CONSULTING LIMITED

NO.	DTE	REVISION	BY
E	26/08/2022	REVISION SUBJECT TO ARCH-COMMENT	ivan
D	28/07/2022	REVISION SUBJECT TO ARCH-COMMENT	ivan
C	22/06/2022	REVISION SUBJECT TO ARCH-COMMENT	ivan
B	23/11/2021	REVISION SUBJECT TO ARCH-COMMENT	ivan
A	10/11/2021	REVISION SUBJECT TO ARCH-COMMENT	ivan

NOTE:
1. ALL DIMENSIONS ARE IN mm.
2. ALL ELEVATIONS ARE VIEWED FROM OUTSIDE.
3. ALL DIMENSIONS TO BE VERIFIED ON SITE BEFORE FABRICATION.

LEGEND:
(X1) --- DETAIL MARK NO.
(X001) --- REFER SHEET NO.

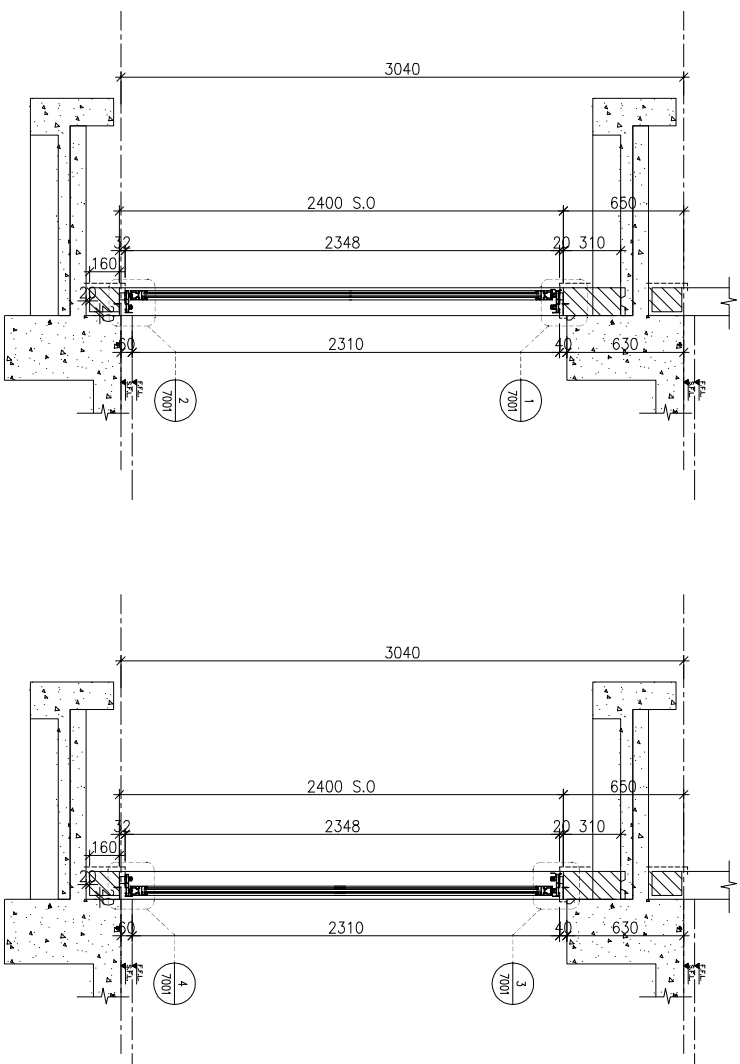
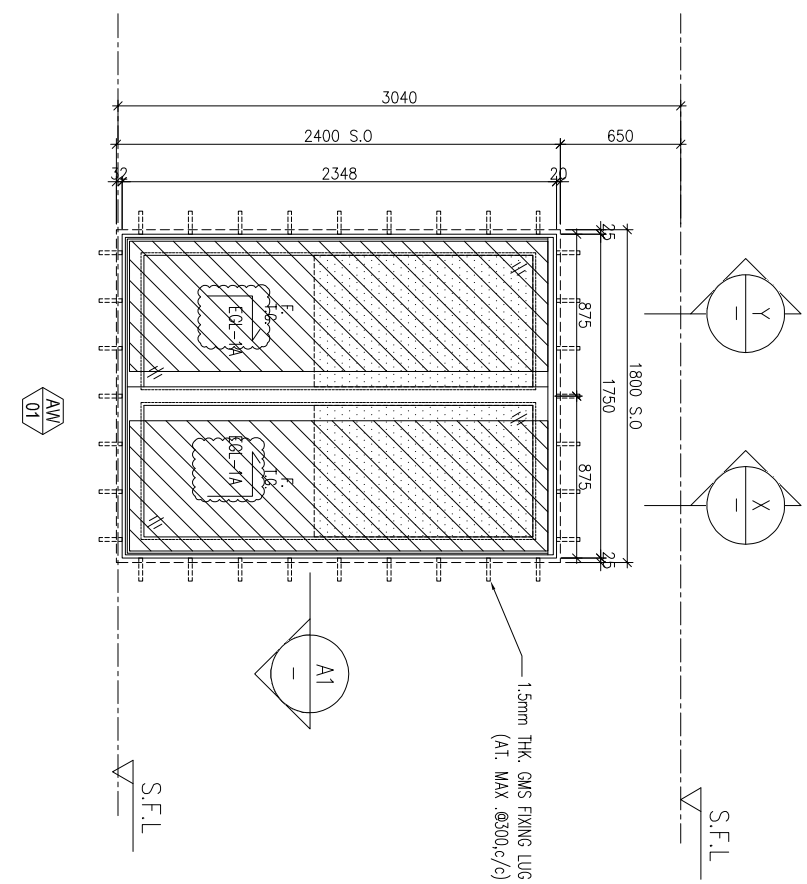
1. F.F.L. --- FINISHED FLOOR LEVEL
2. S.F.L. --- STRUCTURAL FLOOR LEVEL
3. (R) --- REVERSED DETAIL
4. GLASS LEGEND
EGL-1 --- 8mmHS+12mm AIR GAP+10mmTP THK. I.G.U.
EGL-2 --- 10mm THK. CLEAR TEMPERED GLASS
EGL-4 --- 10mm THK. TEMPERED ACID ETCHED GLASS
EGL-1A --- 8mmHS+12mm AIR GAP+8mmTP THK. I.G.U.
BT1/BB1 --- FIXING DETAIL (DWG. NO. F001)
BB2 --- FIXING DETAIL (DWG. NO. F002)

DELETE

PROVIDED	GLAZING AREA	OPENABLE AREA	GLAZING AREA
1.591	1.681		

REQUIRE

OPENABLE AREA	GLAZING AREA



B.D. REF : _____

CLIENT : **SUN HUNG KAI**
REAL ESTATE AGENCY LTD.
42/F, SUN HUNG KAI CENTRE, WANCHAI, HONGKONG

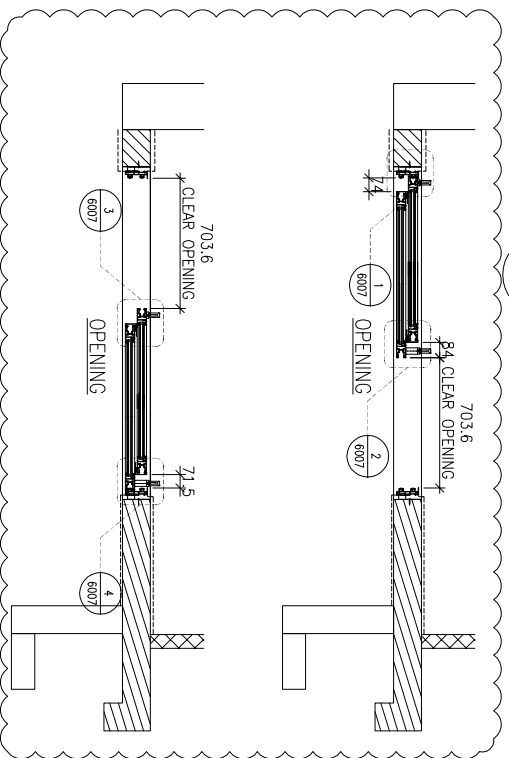
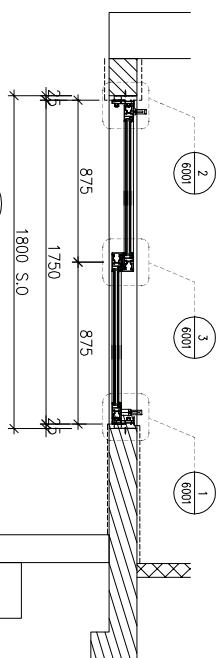
ARCHITECT : **lwk&partners**
a r c h i t e c t s

MAIN CONTRACTOR : **怡輝建築有限公司**
Yee Fai Building Contractors Ltd.

STRUCTURAL ENGINEER : **ARUP**

FAÇADE CONSULTANT : **ALPHA CONSULTING LIMITED**
Steel Structure & Façade Specialist

ELEVATION



A1 PART PLAN

WINDOW MARK	AM 01	AM 01
LOCATION	3/F-42/F, 13/F, 14/F, 24/F, 34/F OMITTED	UNIT B7, B2, A3, A7, B6
SECTION	70mm ALUM. SECTION	
GLAZING	EG1-1A	
QUANTITY	35 Nos./35 Nos./35 Nos./35 Nos./35 Nos.	
REMARKS	FAÇADE (TYPE T2PF04 FOR 3/F-42/F)	FAÇADE (TYPE T2PF04R FOR 3/F-42/F)

DELETE

NOTE :

1. ALL DIMENSIONS ARE IN mm.
2. ALL ELEVATIONS ARE VIEWED FROM OUTSIDE.
3. ALL DIMENSIONS TO BE VERIFIED ON SITE BEFORE FABRICATION.

LEGEND :

(X1) --- DETAIL MARK NO.
(X001) --- REFER SHEET NO.

1. F.F.L. --- FINISHED FLOOR LEVEL
2. S.F.L. --- STRUCTURAL FLOOR LEVEL
3. (R) --- REVERSED DETAIL

4. GLASS LEGEND

EG1-1 --- 6mmHS+12mm AIR GAP+10mmTP THK. I.G.U.
EG1-2 --- 10mm THK. CLEAR TEMPERED GLASS
EG1-4 --- 10mm THK. TEMPERED ACID ETCHED GLASS
EG1-1A --- 6mmHS+12mm AIR GAP+8mmTP THK. I.G.U.
BT1/BB1 --- FIXING DETAIL (DWG. NO. F001)
BB2 --- FIXING DETAIL (DWG. NO. F002)

JOB NO. : J-856

PROJECT : PROPOSED DEVELOPMENT ABOVE LIGHT RAIL TIN WING STOP-TS/WTL NO.23, AREA 33, TIN SHUI WAI, N.T.

TITLE : WINDOW SCHEDULE FOR TOWER 2 IN-SITU WINDOW

DATE : 02-Aug-21 SCALE : 1:40
DRAWN BY : IYVN CHECKED BY :

UNITA 6-8, Sunray Industrial Centre, 1/F
610 Cho Kwai Ling Road, Kowloon
Tel: 23489211-4 Fax: (852) 27272666
DWG NO. : J856-SD-W-5203 REV. : E

B.D. REF :

CLIENT :

SUN HUNG KAI
REAL ESTATE AGENCY LTD.
42/F SUN HUNG KAI CENTRE, WANCHAI, HONGKONG

ARCHITECT :

lwk&partners
a r c h i t e c t s

MAIN CONTRACTOR :

怡輝建築有限公司
Yee Fai Building Contractors Ltd.

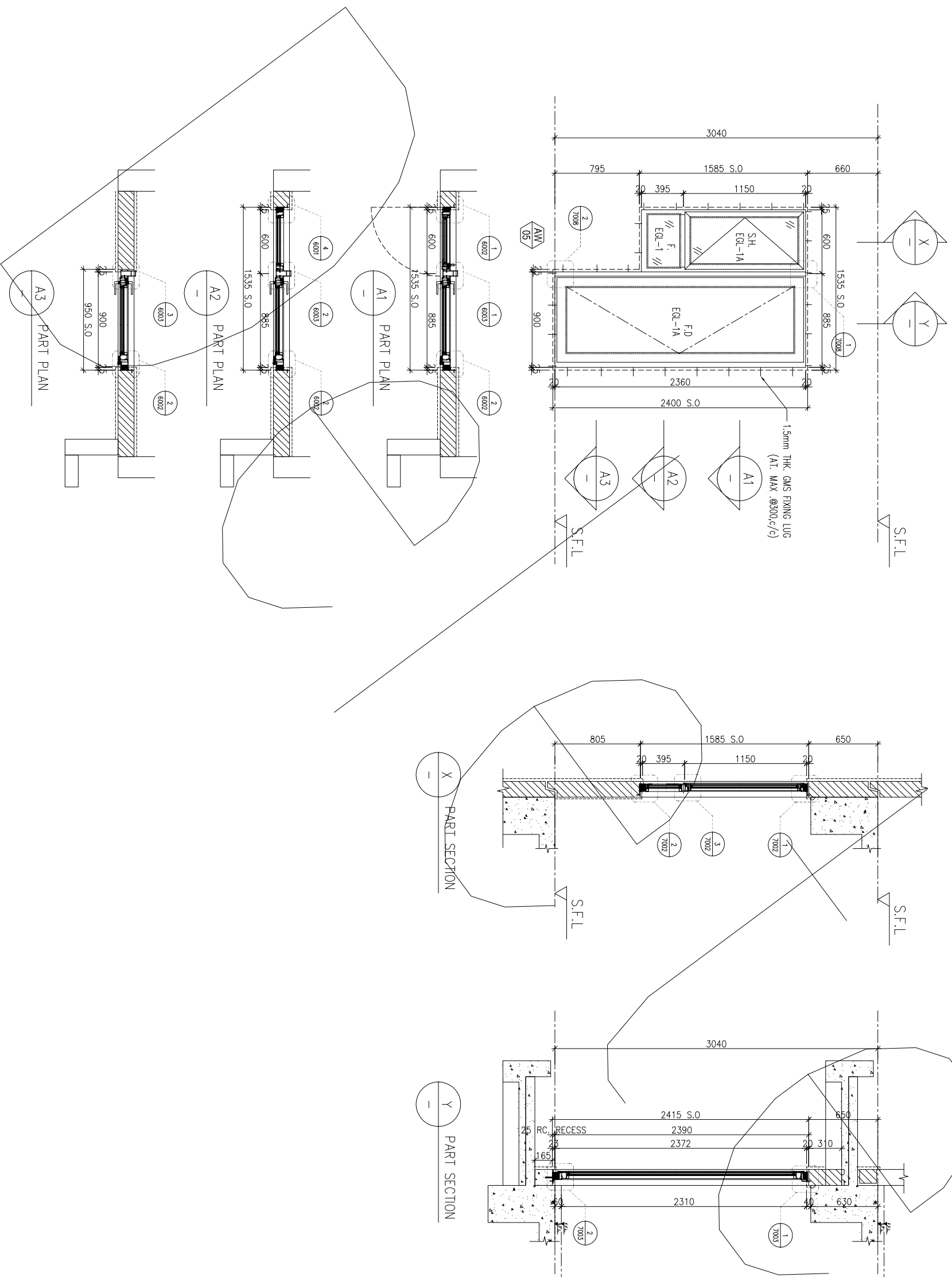
STRUCTURAL ENGINEER :

ARUP

FAÇADE CONSULTANT :

ALPHA CONSULTING LIMITED
Steel Structure & Façade Specialist

ELEVATION



WINDOW MARK	AM 05
LOCATION	5/F-42/F(13/F,14/F,24/F,34/F OMITTED) UNIT A6
SECTION	70mm ALUM. SECTION
GLAZING	EGL-1A
QUANTITY	34 Nos
REMARKS	FAÇADE(TYPE 12PF07 FOR 5/F-42/F)

NOTE :

1. ALL DIMENSIONS ARE IN mm.
2. ALL ELEVATIONS ARE VIEWED FROM OUTSIDE.
3. ALL DIMENSIONS TO BE VERIFIED ON SITE BEFORE FABRICATION.

LEGEND :

- (X1) --- DETAIL MARK NO.
- (X001) --- REFER SHEET NO.
- 1. F.F.L. --- FINISHED FLOOR LEVEL
- 2. S.F.L. --- STRUCTURAL FLOOR LEVEL
- 3. (R) --- REVERSED DETAIL
- 4. GLASS LEGEND

EGL-1--8mmHS+12mm AIR GAP+10mmTP THK. I.G.U.
 EGL-2--10mm THK. CLEAR TEMPERED GLASS
 EGL-4--10mm THK. TEMPERED ACID ETCHED GLASS
 EGL-1A--8mmHS+12mm AIR GAP+8mmTP THK. I.G.U.
 BT1/BB1--FIXING DETAIL (DWG. NO. F001)
 BB2--FIXING DETAIL (DWG. NO. F002)

JOB NO. : J-856

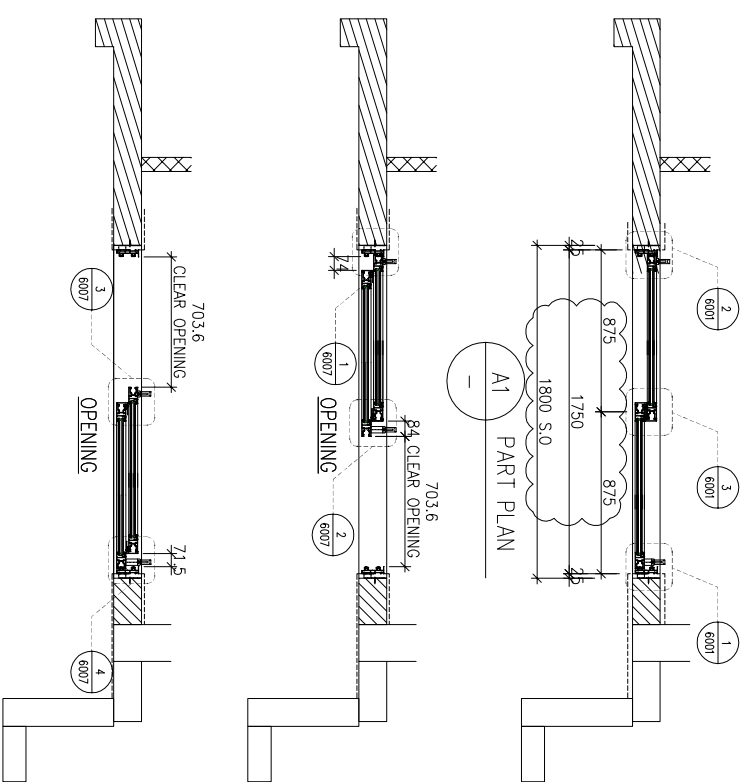
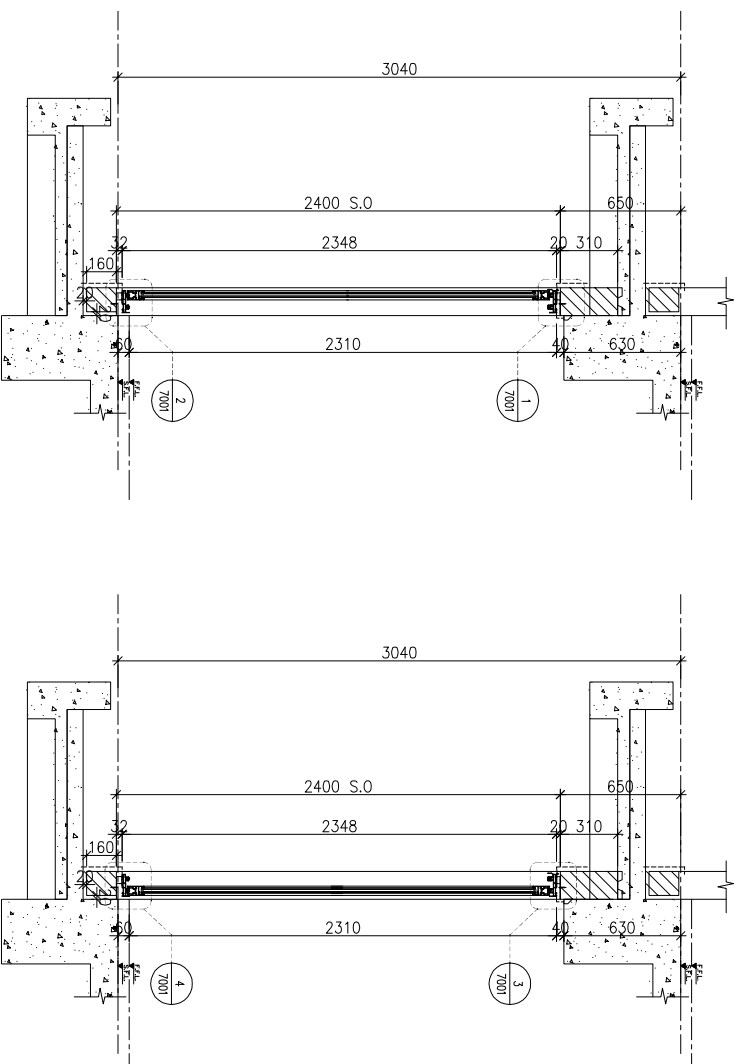
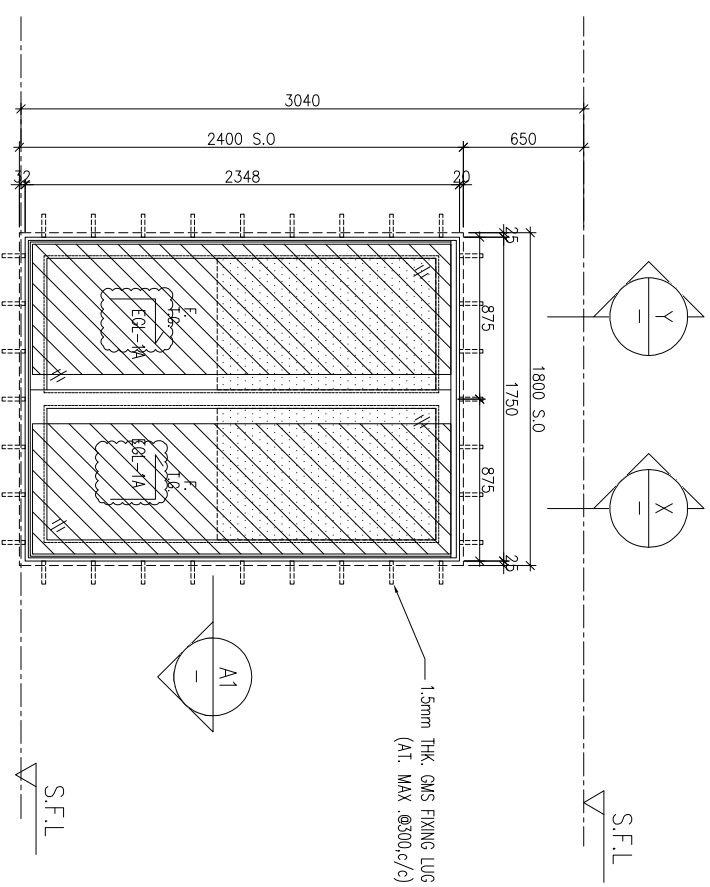
PROJECT :
 PROPOSED DEVELOPMENT ABOVE
 LIGHT RAIL TIN WING STOP-TSWTL
 NO.23,AREA 33,TIN SHUI WAI, N.T.

TITLE :
 WINDOW SCHEDULE FOR
 TOWER 2 IN-SITU WINDOW

DATE : 02-Aug-21 SCALE : 1:40
 DRAWN BY : IYON CHECKED BY :

美特鋁質有限公司
MIDI ALUMINIUM FABRICATOR LTD.
 Units 6-8, Sunray Industrial Centre, 1/F
 610 Cho Kwo Ling Road, Kwai Tsou
 Tel:23489211-4 Fax:(852)2727666
 DWG NO. : J856-SD-W-5204 REV. : C

PROVIDED	REQUIRED
OPENABLE AREA 1,591	OPENABLE AREA
GLAZING AREA 1,681	GLAZING AREA



B.D. REF : _____

CLIENT : **SUN HUNG KAI**
REAL ESTATE AGENCY LTD.
42/F, SUN HUNG KAI CENTRE, WANCHAI, HONGKONG

ARCHITECT : **lwk&partners**
a r c h i t e c t s

MAIN CONTRACTOR : **怡輝建築有限公司**
Yee Fai Building Contractors Ltd.

STRUCTURAL ENGINEER : **ARUP**

FAÇADE CONSULTANT : **ALPHA CONSULTING LIMITED**
Steel Structure & Façade Specialist

NOTE :
1. ALL DIMENSIONS ARE IN mm.
2. ALL ELEVATIONS ARE VIEWED FROM OUTSIDE.
3. ALL DIMENSIONS TO BE VERIFIED ON SITE BEFORE FABRICATION.

LEGEND :
X1 — DETAIL MARK NO.
X001 — REFER SHEET NO.

1. F.F.L. --- FINISHED FLOOR LEVEL
2. S.F.L. --- STRUCTURAL FLOOR LEVEL
3. (R) --- REVERSED DETAIL
4. GLASS LEGEND

EGL-1 -- 6mmHS+12mm AIR GAP+10mmTP THK. I.G.U.
EGL-2 -- 10mm THK. CLEAR TEMPERED GLASS
EGL-4 -- 10mm THK. TEMPERED ACID ETCHED GLASS
EGL-1A -- 6mmHS+12mm AIR GAP+8mmTP THK. I.G.U.
B1/B81 -- FIXING DETAIL (DWG. NO. F001)
B82 -- FIXING DETAIL (DWG. NO. F002)

NO.	DATE	REVISION	SUBJECT TO ARCH-COMMENT	BY
E	26/08/2022	REVISION SUBJECT TO ARCH-COMMENT	None	
D	28/07/2022	REVISION SUBJECT TO ARCH-COMMENT	None	
C	22/06/2022	REVISION SUBJECT TO ARCH-COMMENT	None	
B	23/11/2021	REVISION SUBJECT TO ARCH-COMMENT	None	
A	10/11/2021	REVISION SUBJECT TO ARCH-COMMENT	None	

JOB NO. : J-856

PROJECT : PROPOSED DEVELOPMENT ABOVE LIGHT RAIL TIN WING STOP-TSWTL NO.23,AREA 33,TIN SHUI WAI, N.T.

TITLE : WINDOW SCHEDULE FOR TOWER 2 IN-SITU WINDOW

DATE : 02-Aug-21 SCALE : 1:40
DRAWN BY : IYVN CHECKED BY :

WINDOW MARK	AW 01
LOCATION	3/F-42/F(4/F,13/F,14/F,24/F,34/F OMITTED) UNIT B8, A8, B1
SECTION	70mm ALUM. SECTION
GLAZING	EGL-1A
QUANTITY	35 Nos./ 35 Nos./ 35 Nos.
REMARKS	FAÇADE(TYPE T2PF08 FOR 3/F~42/F)

DELETED

Units 6-8, Sunray Industrial Centre, 1/F
610 Cho Kwai Ling Road, Kowloon
Tel:23489211-4 Fax:(852)27272666

美特鋁質有限公司
MIDI ALUMINIUM FABRICATOR LTD.

DWG NO. : J856-SD-W-5205 REV : E

B.D. REF :

CLIENT :

SUN HUNG KAI
REAL ESTATE AGENCY LTD.
42/F SUN HUNG KAI CENTRE, WANCHAI, HONGKONG

ARCHITECT :

lwk&partners
a r c h i t e c t s

MAIN CONTRACTOR :

怡輝建築有限公司
Yee Fai Building Contractors Ltd.

STRUCTURAL ENGINEER :

ARUP
ALPHA CONSULTING LIMITED
Steel Structure & Façade Specialist

FAÇADE CONSULTANT :

ARUP
ALPHA CONSULTING LIMITED
Steel Structure & Façade Specialist

NOTE :
1. ALL DIMENSIONS ARE IN mm.
2. ALL ELEVATIONS ARE VIEWED FROM OUTSIDE.
3. ALL DIMENSIONS TO BE VERIFIED ON SITE BEFORE FABRICATION.

LEGEND :
X1 ——— DETAIL MARK NO.
X001 ——— REFER SHEET NO.
1. F.F.L. --- FINISHED FLOOR LEVEL
2. S.F.L. --- STRUCTURAL FLOOR LEVEL
3. (R) --- REVERSED DETAIL
4. GLASS LEGEND

EGL-1 -- 8mmHS+12mm AIR GAP+10mmTP THK. I.G.U.
EGL-2 -- 10mm THK. CLEAR TEMPERED GLASS
EGL-4 -- 10mm THK. TEMPERED ACID ETCHED GLASS
EGL-1A -- 8mmHS+12mm AIR GAP+8mmTP THK. I.G.U.
BT1/BB1 -- FIXING DETAIL (DWG. NO. FD01)
BB2 -- FIXING DETAIL (DWG. NO. FD02)

NO.	DATE	REVISION	REVISION SUBJECT TO ARCH-COMMENT	BY
C	13/01/2022	REVISION SUBJECT TO ARCH-COMMENT	None	None
B	23/11/2021	REVISION SUBJECT TO ARCH-COMMENT	None	None
A	10/11/2021	REVISION SUBJECT TO ARCH-COMMENT	None	None

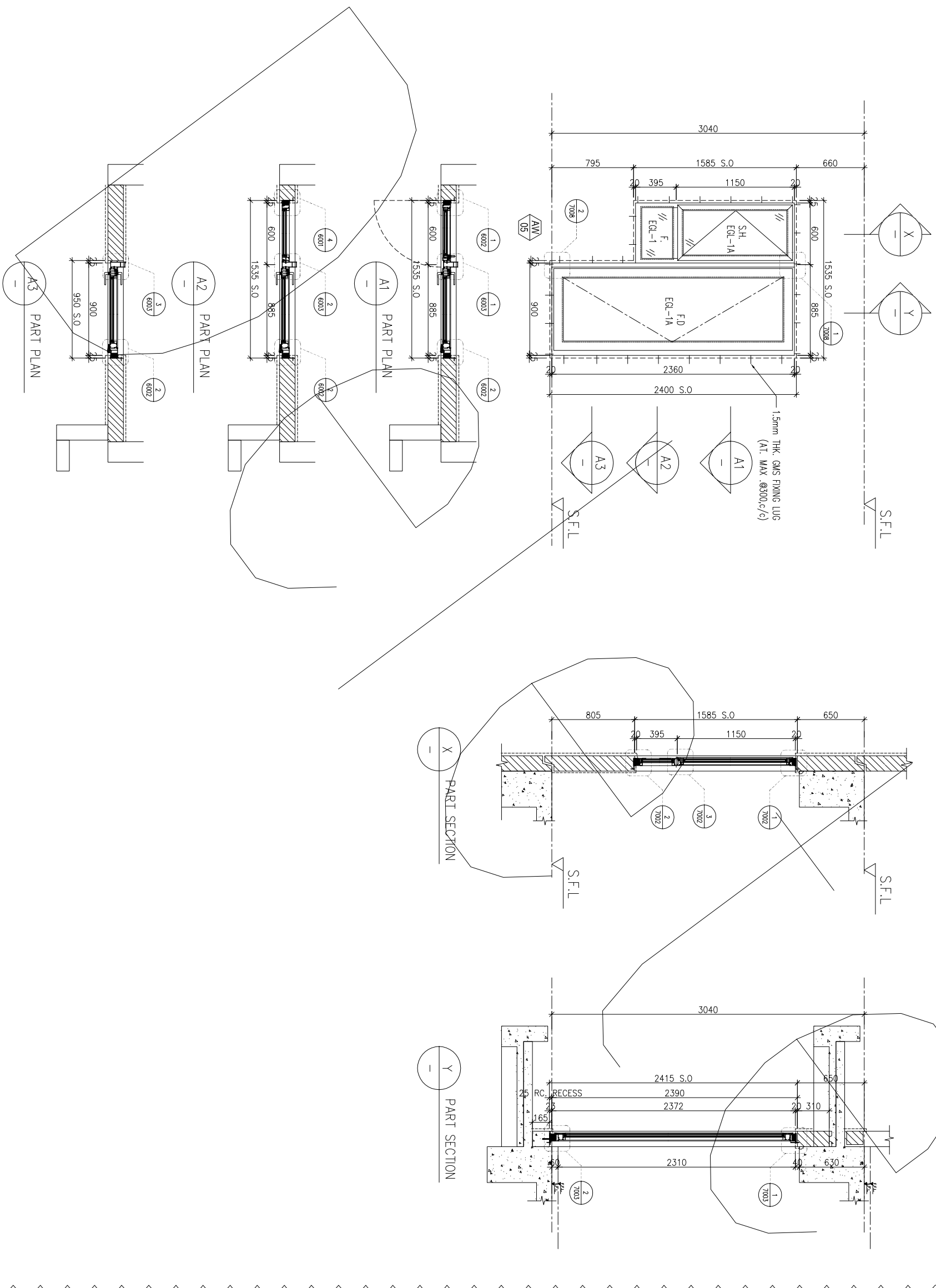
JOB NO. : J-856

PROJECT : PROPOSED DEVELOPMENT ABOVE LIGHT RAIL TIN WING STOP-TSWTL NO.23,AREA 33,TIN SHUI WAI, N.T.

TITLE : WINDOW SCHEDULE FOR TOWER 2 IN-SITU WINDOW

DATE : 02-Aug-21 SCALE : 1:40
DRAWN BY : Ivan CHECKED BY :

美特鋁質有限公司
MIDI ALUMINIUM FABRICATOR LTD.
Units 6-8, Sunray Industrial Centre, 1/F
610 Cho Kwo Ling Road, Kwai Tsou
Tel:23489211-4 Fax:(852)2727666
DWG NO. : J856-SD-W-5206 REV : C



ELEVATION

WINDOW MARK

AM 05

LOCATION

5/F-42/F(13/F,14/F,24/F,34/F OMITTED) UNIT B5

SECTION

70mm ALUM. SECTION

GLAZING

EGL-1, EGL-1A

QUANTITY

34 Nos

REMARKS

FAÇADE(TYPE T2PF11 FOR 5/F-42/F)

B.D. REF :

CLIENT :

SUN HUNG KAI
REAL ESTATE AGENCY LTD.

42/F, SUN HUNG KAI CENTRE, WANCHAI, HONGKONG

ARCHITECT :

lwk&partners
a r c h i t e c t s

MAIN CONTRACTOR :

怡輝建築有限公司
Yee Fai Building Contractors Ltd.

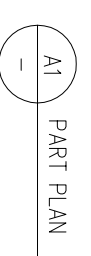
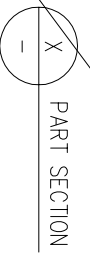
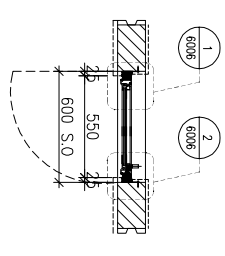
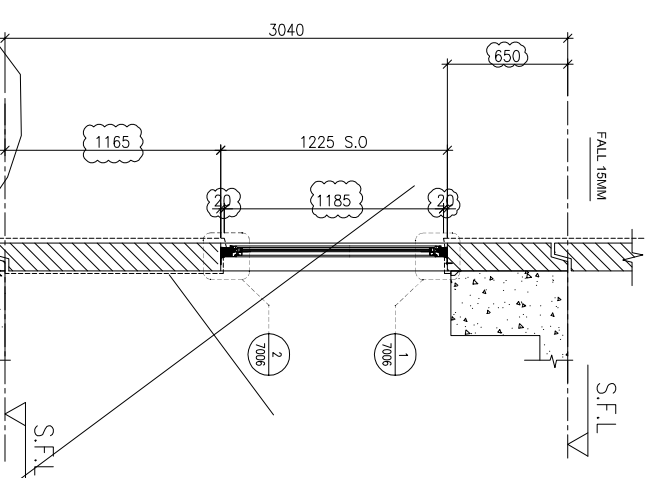
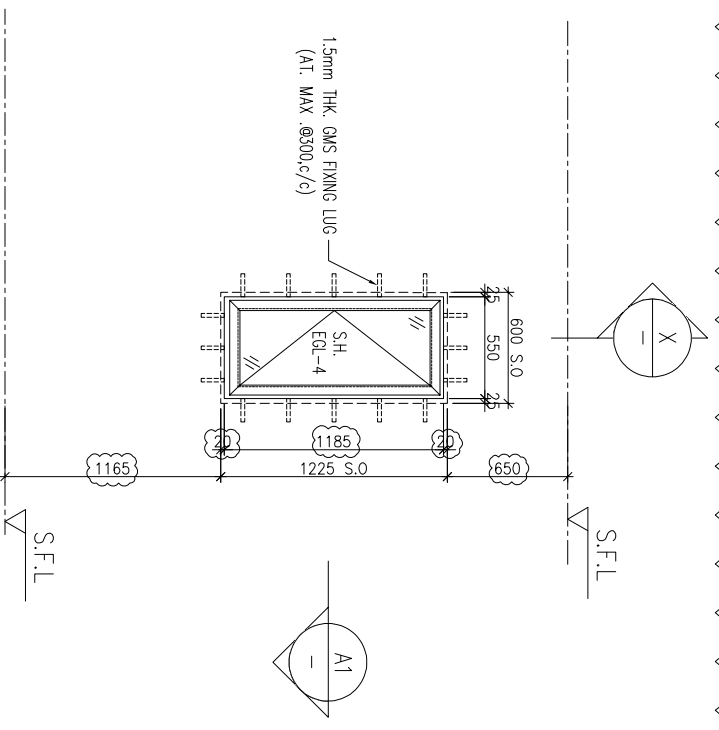
STRUCTURAL ENGINEER :

ARUP

FAÇADE CONSULTANT :

ALPHA CONSULTING LIMITED
Steel Structure & Façade Specialist

ELEVATION



WINDOW MARK	W 226
LOCATION	3/F-42/F(4/F,13/F,14/F,24/F,34/F OMITTED) UNIT B1
SECTION	50mm ALUM. SECTION
GLAZING	EGL-4
QUANTITY	35 Nos.
REMARKS	

NOTE :

1. ALL DIMENSIONS ARE IN mm.
2. ALL ELEVATIONS ARE VIEWED FROM OUTSIDE.
3. ALL DIMENSIONS TO BE VERIFIED ON SITE BEFORE FABRICATION.

LEGEND :

(X1) --- DETAIL MARK NO.
(X001) --- REFER SHEET NO.

1. F.F.L. --- FINISHED FLOOR LEVEL
2. S.F.L. --- STRUCTURAL FLOOR LEVEL
3. (R) --- REVERSED DETAIL

4. GLASS LEGEND

- EGL-1--8mmHS+12mm AIR GAP+10mmTP THK. I.G.U.
EGL-2--10mm THK. CLEAR TEMPERED GLASS
EGL-4--10mm THK. TEMPERED ACID ETCHED GLASS
EGL-1A--8mmHS+12mm AIR GAP+8mmTP THK. I.G.U.
BT1/BB1--FIXING DETAIL (DWG. NO. FD01)
BB2--FIXING DETAIL (DWG. NO. FD02)

NO.	DATE	REVISION	SUBJECT TO ARCH-COMMENT	BY
C	22/06/2022	REVISION SUBJECT TO ARCH-COMMENT		hen
B	24/11/2021	REVISION SUBJECT TO ARCH-COMMENT		hen
A	10/11/2021	REVISION SUBJECT TO ARCH-COMMENT		hen

JOB NO. : J-856

PROJECT : PROPOSED DEVELOPMENT ABOVE LIGHT RAIL TIN WING STOP-TSWTL NO.23,AREA 33,TIN SHUI WAI, N.T.

TITLE : WINDOW SCHEDULE FOR TOWER 2 IN-SITU WINDOW

DATE : 06-Aug-21 SCALE : 1:40

DRAWN BY : Iven CHECKED BY :

美特鋁質有限公司
MIDI ALUMINIUM FABRICATOR LTD.
Units 6-8, Sunray Industrial Centre, 1/F
610 Cho Kwai Ling Road, Kowloon
Tel:23489211-4 Fax:(852)2727666

DWG NO. : J856-SD-W-5207 REV. : C

B.D. REF :

CLIENT :

SUN HUNG KAI
REAL ESTATE AGENCY LTD.

42/F, SUN HUNG KAI CENTRE, WANCHAI, HONGKONG

ARCHITECT :

lwk&partners
a r c h i t e c t s

MAIN CONTRACTOR :

怡輝建築有限公司
Yee Fai Building Contractors Ltd.

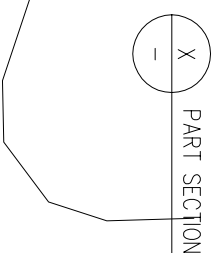
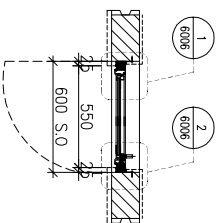
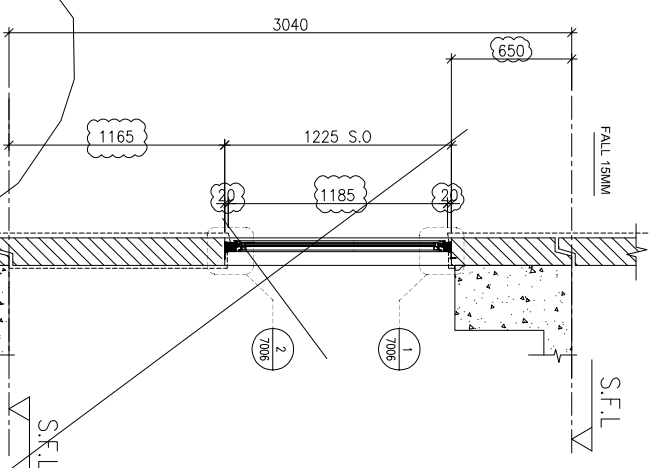
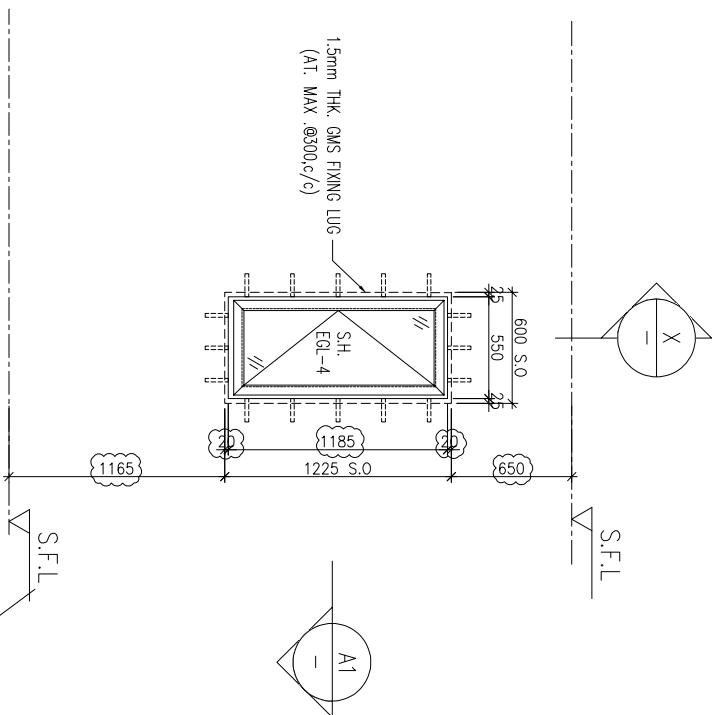
STRUCTURAL ENGINEER :

ARUP

FAÇADE CONSULTANT:

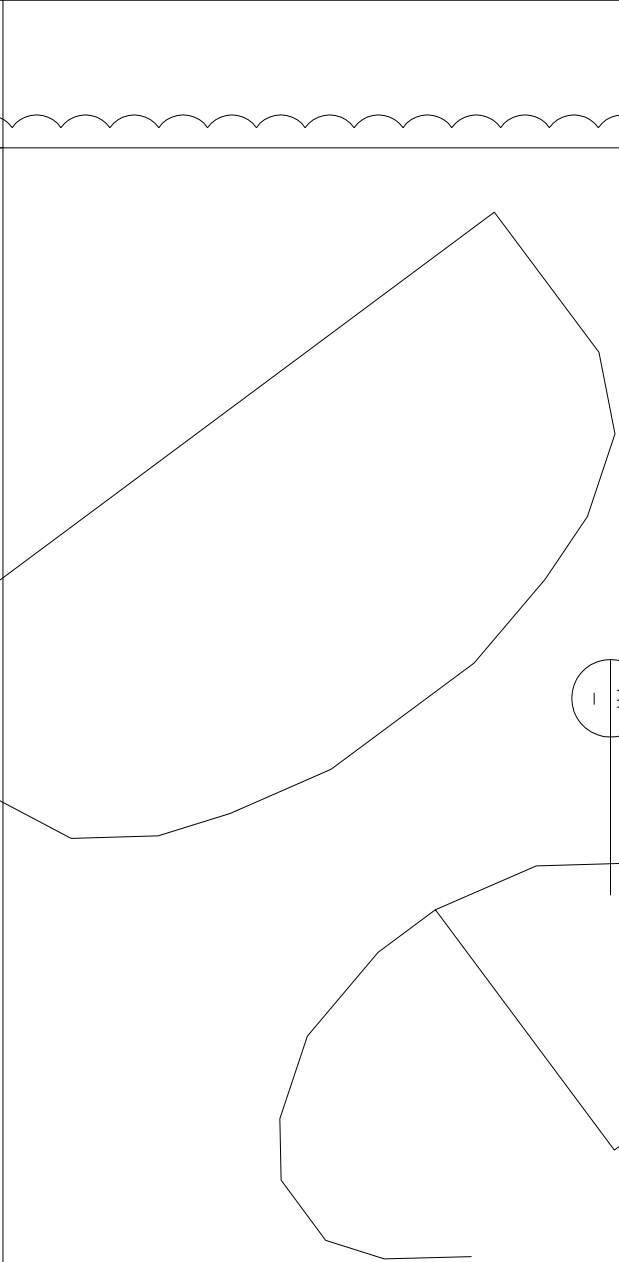
ALPHA CONSULTING LIMITED
Steel Structure & Façade Specialist

ELEVATION



PART PLAN

PART SECTION



WINDOW MARK

2227

LOCATION

3/F-42/F, 4/F, 13/F, 14/F, 24/F, 34/F OMITTED UNIT A8

SECTION

50mm ALUM. SECTION

GLAZING

EGL-4

QUANTITY

35 Nos.

REMARKS

NOTE:

1. ALL DIMENSIONS ARE IN mm.
2. ALL ELEVATIONS ARE VIEWED FROM OUTSIDE.
3. ALL DIMENSIONS TO BE VERIFIED ON SITE BEFORE FABRICATION.

LEGEND:

(X1) --- DETAIL MARK NO.
(X001) --- REFER SHEET NO.

1. F.F.L. --- FINISHED FLOOR LEVEL
2. S.F.L. --- STRUCTURAL FLOOR LEVEL
3. (R) --- REVERSED DETAIL

4. GLASS LEGEND

- EGL-1 --- 6mmHS+12mm AIR GAP+10mmTP THK. I.G.U.
- EGL-2 --- 10mm THK. CLEAR TEMPERED GLASS
- EGL-4 --- 10mm THK. TEMPERED ACID ETCHED GLASS
- EGL-1A --- 6mmHS+12mm AIR GAP+8mmTP THK. I.G.U.
- BT1/BB1 --- FIXING DETAIL (DWG. NO. FD01)
- BB2 --- FIXING DETAIL (DWG. NO. FD02)

NO.	DATE	REVISION	REVISION SUBJECT TO ARCH-COMMENT	BY
C	22/06/2022	REVISION SUBJECT TO ARCH-COMMENT		hwn
B	24/11/2021	REVISION SUBJECT TO ARCH-COMMENT		hwn
A	10/11/2021	REVISION SUBJECT TO ARCH-COMMENT		hwn

JOB NO. : J-856

PROJECT : PROPOSED DEVELOPMENT ABOVE LIGHT RAIL TIN WING STOP-TSWTL NO.23, AREA 33, TIN SHUI WAI, N.T.

TITLE : WINDOW SCHEDULE FOR TOWER 2 IN-SITU WINDOW

DATE : 06-Aug-21 SCALE : 1:40

DRAWN BY : Ivnv CHECKED BY :

美特鋁質有限公司
MIDI ALUMINIUM FABRICATOR LTD.

Units 6-8, Sunray Industrial Centre, 1/F
610 Cho Kwo Ling Road, Kwai Tsou
Tel: 23489211-4 Fax: (852) 2727666

DWG NO. : J856-SD-W-5208 REV. : C

B.D. REF :

CLIENT :

SUN HUNG KAI
REAL ESTATE AGENCY LTD.

42/F, SUN HUNG KAI CENTRE, WANCHAI, HONGKONG

ARCHITECT :

lwk&partners
a r c h i t e c t s

MAIN CONTRACTOR :

怡輝建築有限公司
Yee Fai Building Contractors Ltd.

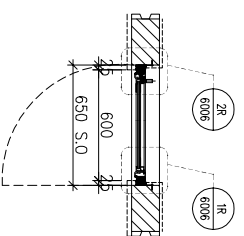
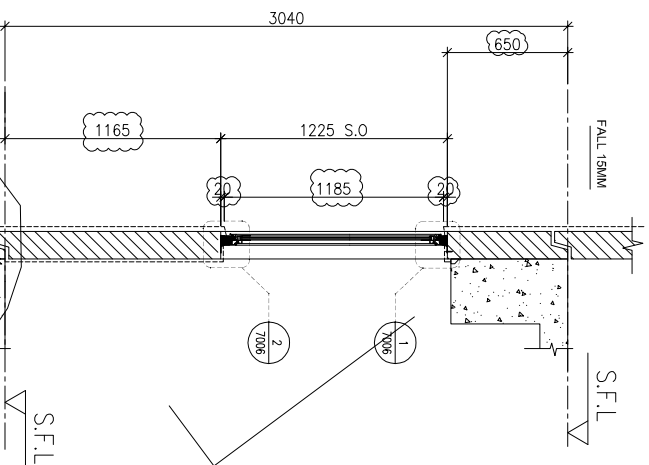
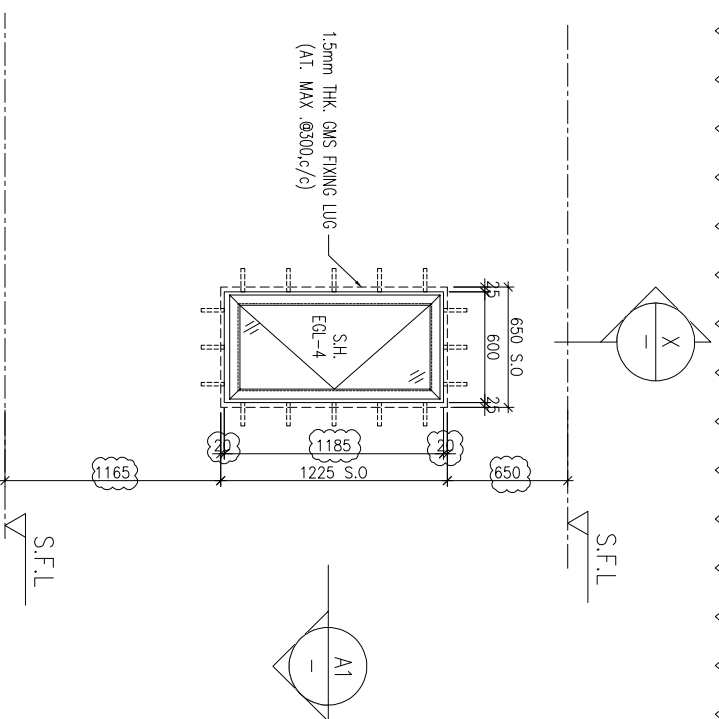
STRUCTURAL ENGINEER :

ARUP

FAÇADE CONSULTANT:

ALPHA CONSULTING LIMITED
Steel Structure & Façade Specialist

ELEVATION



A1 PART PLAN

X PART SECTION

WINDOW MARK

W
228

LOCATION

3/F-42/F, 4/F, 13/F, 14/F, 24/F, 34/F OMITTED UNIT A1

SECTION

50mm ALUM. SECTION

GLAZING

EGL-4

QUANTITY

35 Nos.

REMARKS

NOTE:

1. ALL DIMENSIONS ARE IN mm.
2. ALL ELEVATIONS ARE VIEWED FROM OUTSIDE.
3. ALL DIMENSIONS TO BE VERIFIED ON SITE BEFORE FABRICATION.

LEGEND :

X1 ——— DETAIL MARK NO.
X001 ——— REFER SHEET NO.

1. F.F.L. --- FINISHED FLOOR LEVEL
2. S.F.L. --- STRUCTURAL FLOOR LEVEL
3. (R) --- REVERSED DETAIL

4. GLASS LEGEND

- EGL-1 -- 6mmHS+12mm AIR GAP+10mmTP THK. I.G.U.
 EGL-2 -- 10mm THK. CLEAR TEMPERED GLASS
 EGL-4 -- 10mm THK. TEMPERED ACID ETCHED GLASS
 EGL-1A -- 6mmHS+12mm AIR GAP+8mmTP THK. I.G.U.
 BT1/BB1 -- FIXING DETAIL (DWG. NO. FD01)
 BB2 -- FIXING DETAIL (DWG. NO. FD02)

NO.	DWG.	REVISION	BY
C	22/06/2022	REVISION SUBJECT TO ARCH-COMMENT	hwn
B	24/11/2021	REVISION SUBJECT TO ARCH-COMMENT	hwn
A	10/11/2021	REVISION SUBJECT TO ARCH-COMMENT	hwn

JOB NO. : J-856

PROJECT : PROPOSED DEVELOPMENT ABOVE LIGHT RAIL TIN WING STOP-TSWTL NO.23, AREA 33, TIN SHUI WAI, N.T.

TITLE : WINDOW SCHEDULE FOR TOWER 2 IN-SITU WINDOW

DATE : 06-Aug-21

SCALE : 1:40

DRAWN BY : Ivn

CHECKED BY :

美特鋁質有限公司
MIDI ALUMINIUM FABRICATOR LTD.
Units 6-8, Sunray Industrial Centre, 1/F
610 Cho Kwai Ling Road, Kowloon
Tel: 23489211-4 Fax: (852) 2727666

DWG NO. : J856-SD-W-5209 REV : C

B.D. REF :

CLIENT :

SUN HUNG KAI
REAL ESTATE AGENCY LTD.

42/F, SUN HUNG KAI CENTRE, WANCHAI, HONGKONG

ARCHITECT :

lwk&partners
a r c h i t e c t s

MAIN CONTRACTOR :

怡輝建築有限公司
Yee Fai Building Contractors Ltd.

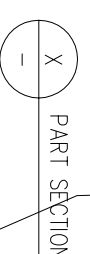
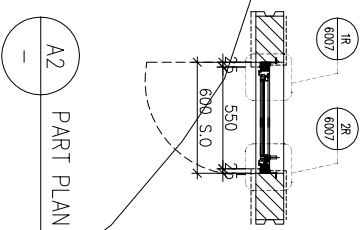
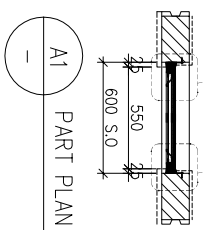
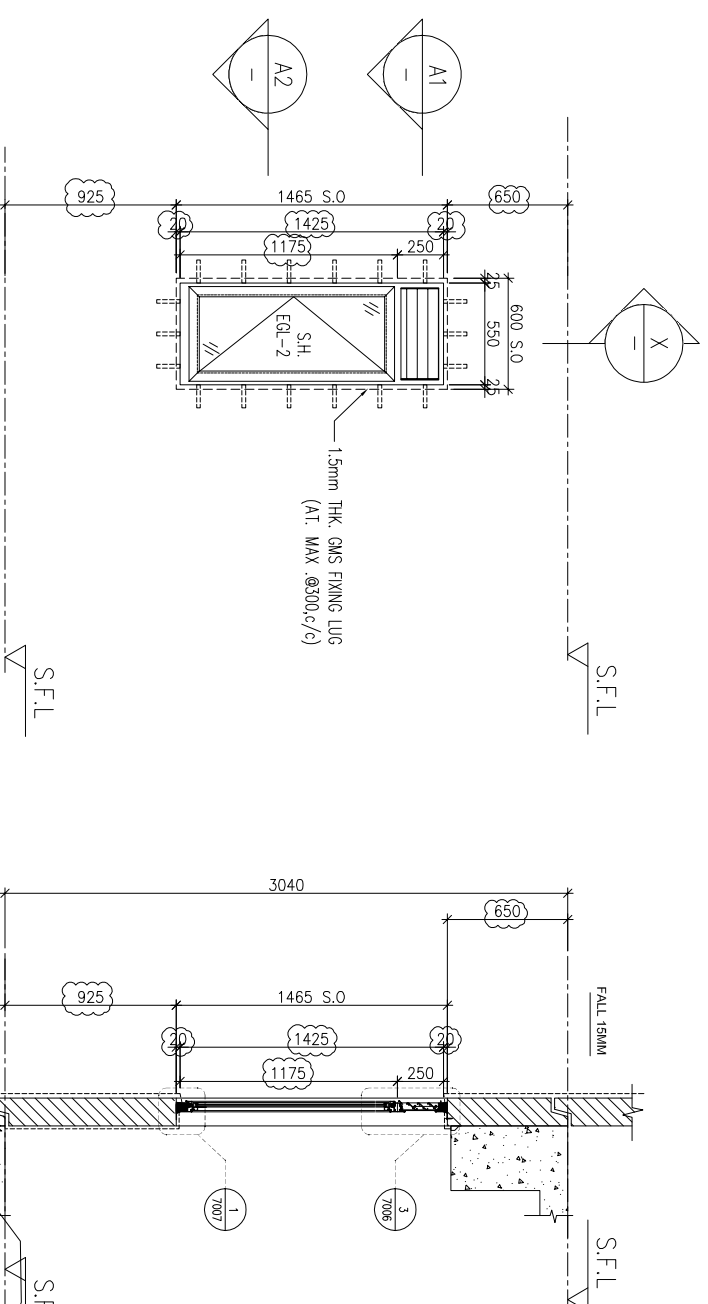
STRUCTURAL ENGINEER :

ARUP

FAÇADE CONSULTANT :

ALPHA CONSULTING LIMITED
Steel Structure & Façade Specialist

ELEVATION



WINDOW MARK	W 229/
LOCATION	3/F-42/F, 4/F, 13/F, 14/F, 24/F, 34/F OMITTED UNIT A1
SECTION	50mm ALUM. SECTION
GLAZING	EGL-2
QUANTITY	35 Nos.
REMARKS	

NOTE:
 1. ALL DIMENSIONS ARE IN mm.
 2. ALL ELEVATIONS ARE VIEWED FROM OUTSIDE.
 3. ALL DIMENSIONS TO BE VERIFIED ON SITE BEFORE FABRICATION.

LEGEND :

(X1) — DETAIL MARK NO.
 (X001) — REFER SHEET NO.

1. F.F.L. --- FINISHED FLOOR LEVEL
 2. S.F.L. --- STRUCTURAL FLOOR LEVEL
 3. (R) --- REVERSED DETAIL

4. GLASS LEGEND

EGL-1 --- 6mmHS+12mm AIR GAP+10mmTP THK. I.G.U.
 EGL-2 --- 10mm THK. CLEAR TEMPERED GLASS
 EGL-4 --- 10mm THK. TEMPERED ACID ETCHED GLASS
 EGL-1A --- 6mmHS+12mm AIR GAP+8mmTP THK. I.G.U.
 BT1/BB1 --- FIXING DETAIL (DWG. NO. FD01)
 BB2 --- FIXING DETAIL (DWG. NO. FD02)

NO.	DATE	REVISION	SUBJECT TO ARCH-COMMENT	BY
B	22/06/2022	REVISION SUBJECT TO ARCH-COMMENT		ivan
A	10/11/2021	REVISION SUBJECT TO ARCH-COMMENT		ivan

JOB NO. : J-856

PROJECT :
 PROPOSED DEVELOPMENT ABOVE
 LIGHT RAIL TIN WING STOP-TSWTL
 NO.23, AREA 33, TIN SHUI WAI, N.T.

TITLE :
 WINDOW SCHEDULE FOR
 TOWER 2 IN-SITU WINDOW

DATE : 06-Aug-21 SCALE : 1:40
 DRAWN BY : ivan CHECKED BY :

美特鋁質有限公司
MIDI ALUMINIUM FABRICATOR LTD.
 Units 6-8, Sunray Industrial Centre, 1/F
 610 Cho Kwai Ling Road, Kwai Moon
 Tel: 23489211-4 Fax: (852) 2727666
 DWG NO. : J856-SD-W-5210 REV. : B

B.D. REF :

CLIENT :

SUN HUNG KAI
REAL ESTATE AGENCY LTD.

42/F, SUN HUNG KAI CENTRE, WANCHAI, HONGKONG

ARCHITECT :

lwk&partners
a r c h i t e c t s

MAIN CONTRACTOR :

怡輝建築有限公司
Yee Fai Building Contractors Ltd.

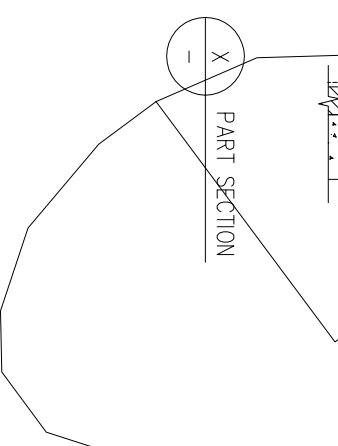
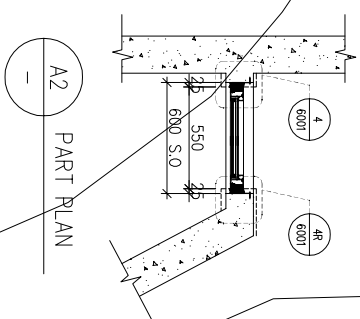
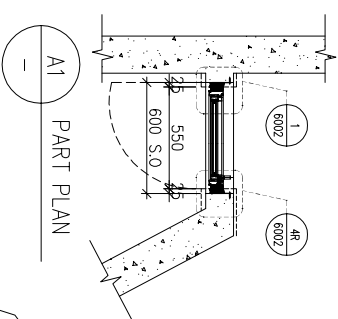
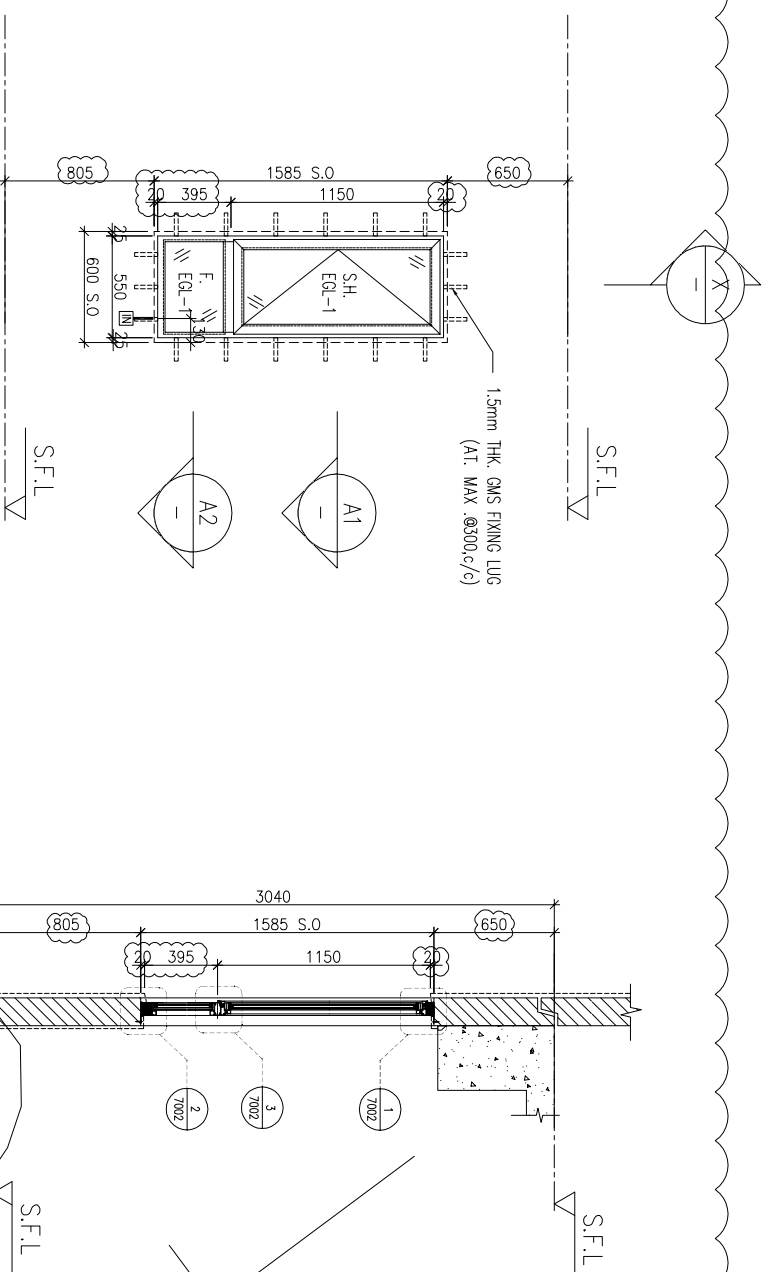
STRUCTURAL ENGINEER :

ARUP

FAÇADE CONSULTANT :

ALPHA CONSULTING LIMITED
Steel Structure & Façade Specialist

ELEVATION



WINDOW MARK	store
LOCATION	3F-42/F,4/F,13/F,14/F,24/F,34/F OMITTED UNIT A5
SECTION	70mm ALUM. SECTION
GLAZING	EGL-1
QUANTITY	35 Nos.
REMARKS	

NOTE:
 1. ALL DIMENSIONS ARE IN mm.
 2. ALL ELEVATIONS ARE VIEWED FROM OUTSIDE.
 3. ALL DIMENSIONS TO BE VERIFIED ON SITE BEFORE FABRICATION.

LEGEND :

- (X1) --- DETAIL MARK NO.
- (X001) --- REFER SHEET NO.
- 1. F.F.L. --- FINISHED FLOOR LEVEL
- 2. S.F.L. --- STRUCTURAL FLOOR LEVEL
- 3. (R) --- REVERSED DETAIL

- 4. GLASS LEGEND
- EGL-1 -- 8mmHS+12mm AIR GAP+10mmTP THK. I.G.U.
- EGL-2 -- 10mm THK. CLEAR TEMPERED GLASS
- EGL-4 -- 10mm THK. TEMPERED ACID ETCHED GLASS
- EGL-1A -- 8mmHS+12mm AIR GAP+8mmTP THK. I.G.U.
- B11/BB1 -- FIXING DETAIL (DWG. NO. FD01)
- BB2 -- FIXING DETAIL (DWG. NO. FD02)

NO.	DATE	REVISION	SUBJECT TO ARCH.COMMENT	BY
C	22/06/2022	REVISION SUBJECT TO ARCH.COMMENT		hwn
B	24/11/2021	REVISION SUBJECT TO ARCH.COMMENT		hwn
A	10/11/2021	REVISION SUBJECT TO ARCH.COMMENT		hwn

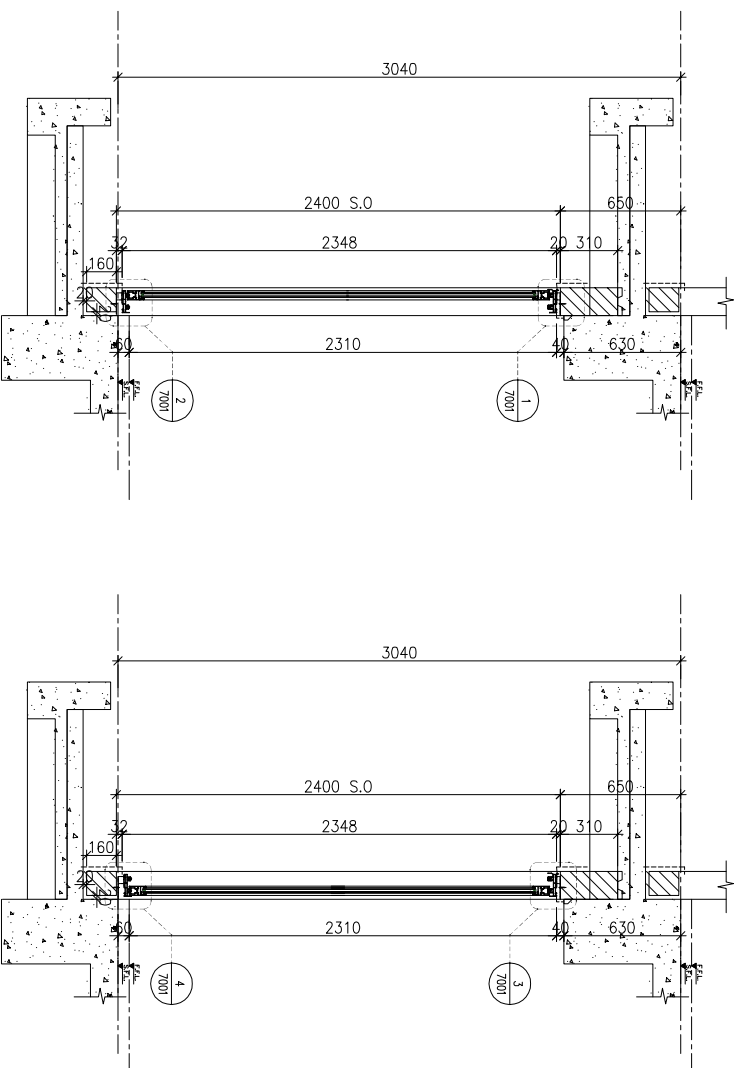
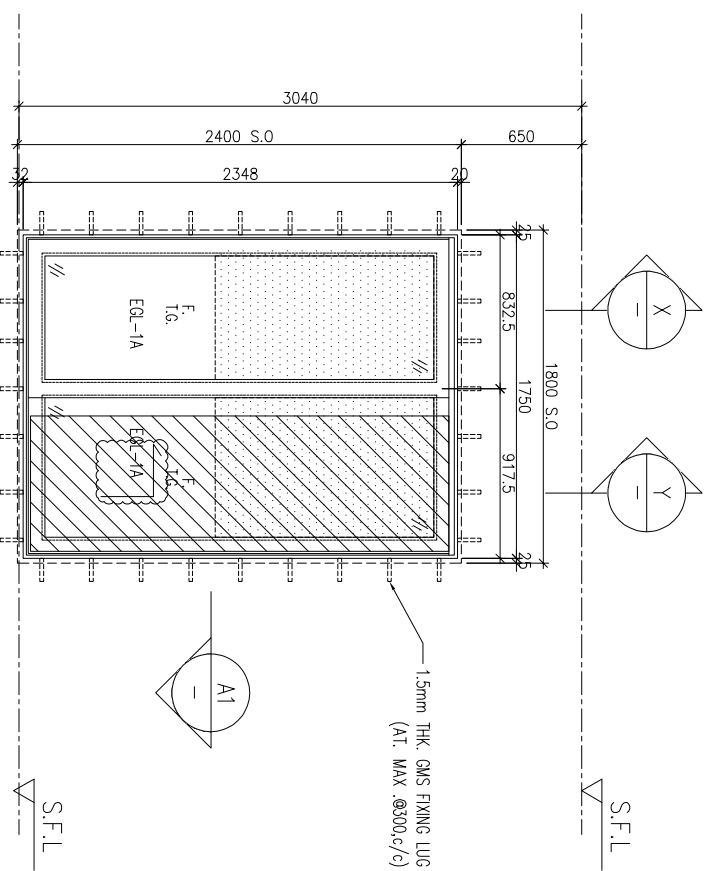
JOB NO. : J-856
 PROJECT : PROPOSED DEVELOPMENT ABOVE LIGHT RAIL TIN WING STOP-TSWTL NO.23,AREA 33,TIN SHUI WAI, N.T.
 TITLE : WINDOW SCHEDULE FOR TOWER 2 IN-SITU WINDOW

DATE : 06-Aug-21 SCALE : 1:40
 DRAWN BY : Ivnv CHECKED BY :

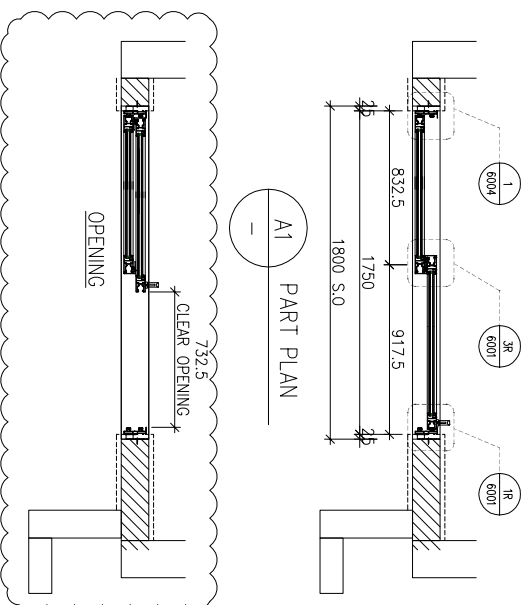
美特鋁質有限公司
MIDI ALUMINIUM FABRICATOR LTD.
 Units 6-8, Sunray Industrial Centre, 1/F
 610 Cho Kwai Ling Road, Kowloon
 Tel:23489211-4 Fax:(852)2727666
 DWG NO. : J856-SD-W-5211 REV : C

PROVIDED	GLAZING AREA	OPENABLE AREA	GLAZING AREA
	1.657	1.681	

REQUIRED



ELEVATION



ELEVATION

WINDOW MARK	AW 05
LOCATION	3/F-42/F(4/F, 13/F, 14/F, 24/F, 34/F OMITTED) UNIT A6
SECTION	70mm ALUM. SECTION
GLAZING	EGL-1A
QUANTITY	35 Nos.
REMARKS	FAÇADE(TYPE T2PF07 FOR 3/F-42/F)

B.D. REF :

CLIENT :

SUN HUNG KAI
REAL ESTATE AGENCY LTD.
42/F, SUN HUNG KAI CENTRE, WANCHAI, HONGKONG

ARCHITECT :

lwk&partners
a r c h i t e c t s

MAIN CONTRACTOR :

怡輝建築有限公司
Yee Fai Building Contractors Ltd.

STRUCTURAL ENGINEER :

ARUP

FAÇADE CONSULTANT :

ALPHA CONSULTING LIMITED
Steel Structure & Façade Specialist

NOTE :

1. ALL DIMENSIONS ARE IN mm.
2. ALL ELEVATIONS ARE VIEWED FROM OUTSIDE.
3. ALL DIMENSIONS TO BE VERIFIED ON SITE BEFORE FABRICATION.

LEGEND :

(X1) --- DETAIL MARK NO.
(X001) --- REFER SHEET NO.

1. F.F.L. --- FINISHED FLOOR LEVEL
2. S.F.L. --- STRUCTURAL FLOOR LEVEL
3. (R) --- REVERSED DETAIL

4. GLASS LEGEND

- EGL-1 --- 6mmHS+12mm AIR GAP+10mmTP THK. IGLU
EGL-2 --- 10mm THK. CLEAR TEMPERED GLASS
EGL-4 --- 10mm THK. TEMPERED ACID ETCHED GLASS
EGL-1A --- 6mmHS+12mm AIR GAP+8mmTP THK. IGLU
BT1/BB1 --- FIXING DETAIL (DWG. NO. F001)
BB2 --- FIXING DETAIL (DWG. NO. F002)

NO.	DWG.	REVISION	REASON	BY
C	28/07/2022	REVISION SUBJECT TO ARCH-COMMENT		hwn
B	13/07/2022	REVISION SUBJECT TO ARCH-COMMENT		hwn
A	23/11/2021	REVISION SUBJECT TO ARCH-COMMENT		hwn

JOB NO. : J-856

PROJECT : PROPOSED DEVELOPMENT ABOVE LIGHT RAIL TIN WING STOP-TS/WTL NO.23,AREA 33,TIN SHUI WAI, N.T.

TITLE : WINDOW SCHEDULE FOR TOWER 2 IN-SITU WINDOW

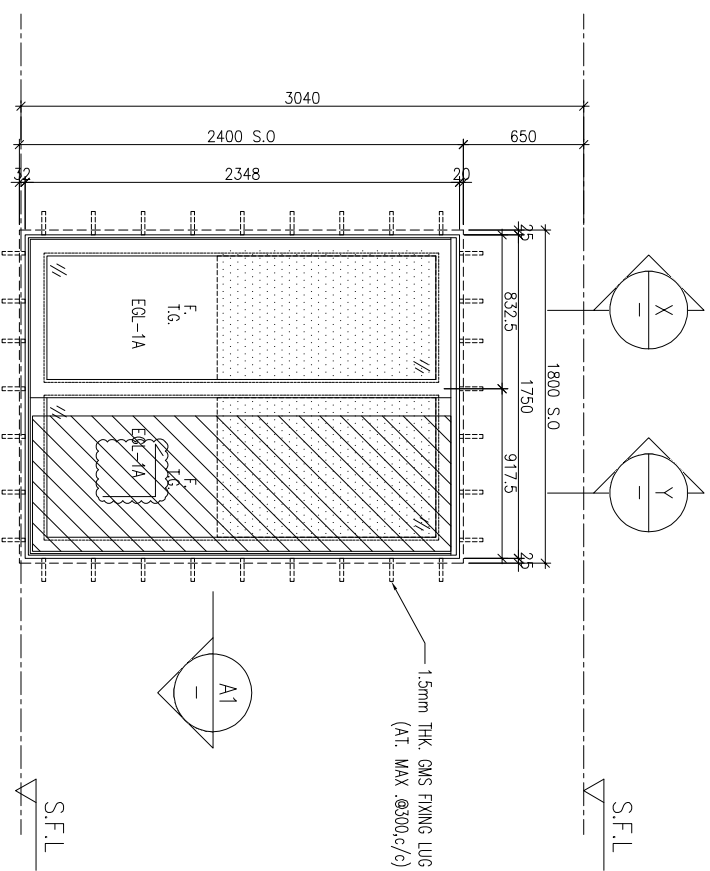
DATE : 02-Aug-21 SCALE : 1:40

DRAWN BY : IYVN CHECKED BY :

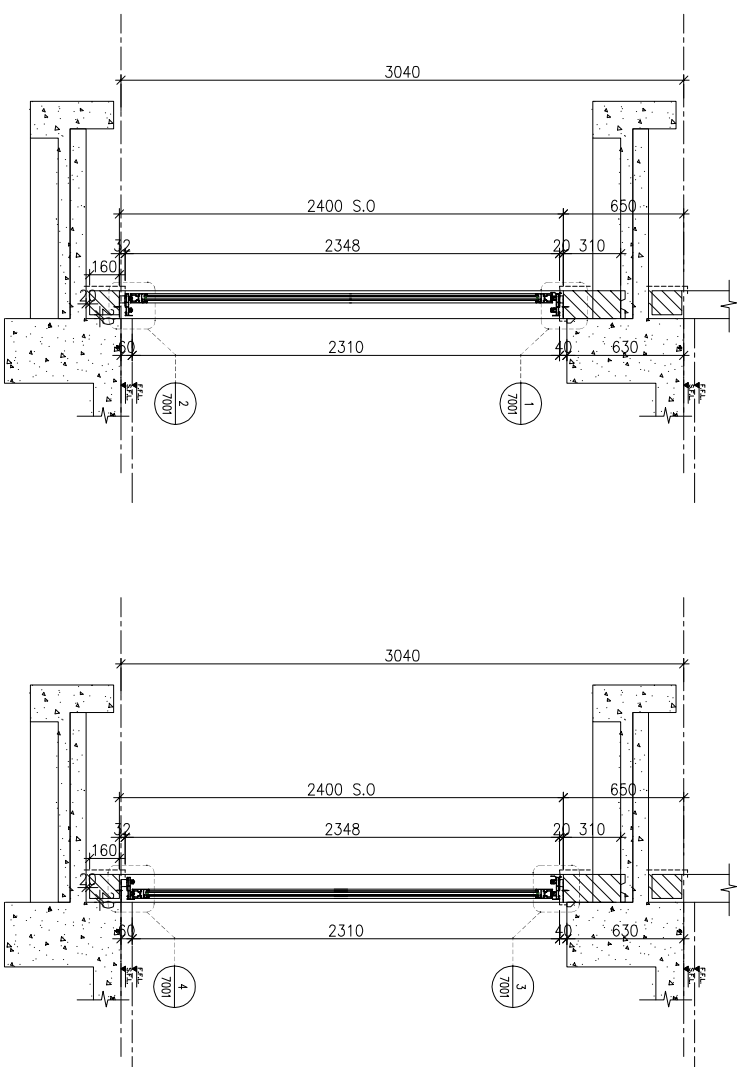
美特鋁質有限公司
MIDI ALUMINIUM FABRICATOR LTD.
Units 6-8, Sunray Industrial Centre, 1/F
610 Cho Kwai Ling Road, Kowloon
Tel:23489211-4 Fax:(852)27272666
DWG NO. : J856-SD-W-5212 REV : C

PROVIDED	GLAZING AREA	OPENABLE AREA	GLAZING AREA
	1.657	1.681	

REQUIRED



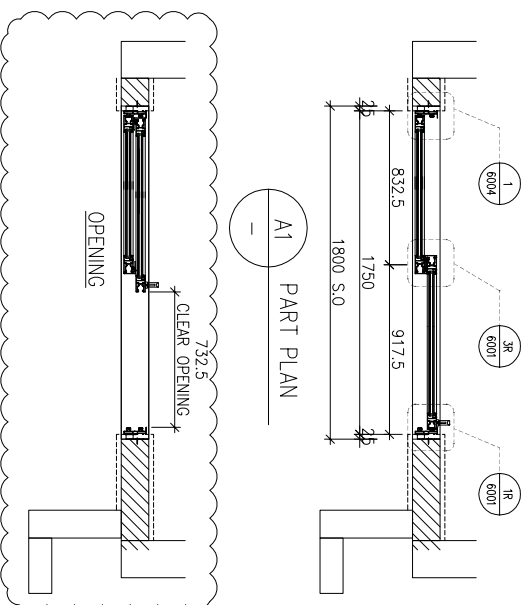
AW
05



X
PART SECTION

Y
PART SECTION

ELEVATION



A1
PART PLAN

WINDOW MARK	AW 05
LOCATION	3/F-42/F(4/F,13/F,14/F,24/F,34/F OMITTED) UNIT B5
SECTION	70mm ALUM. SECTION
GLAZING	EGL-1A
QUANTITY	35 Nos.
REMARKS	FAÇADE(TYPE T2PF11 FOR 3/F-42/F)

B.D. REF :

CLIENT :

SUN HUNG KAI
REAL ESTATE AGENCY LTD.
42/F, SUN HUNG KAI CENTRE, WANCHAI, HONGKONG

ARCHITECT :

lwk&partners
a r c h i t e c t s

MAIN CONTRACTOR :

怡輝建築有限公司
Yee Fai Building Contractors Ltd.

STRUCTURAL ENGINEER :

ARUP

FAÇADE CONSULTANT :

ALPHA CONSULTING LIMITED
Steel Structure & Façade Specialist

NOTE :

1. ALL DIMENSIONS ARE IN mm.
2. ALL ELEVATIONS ARE VIEWED FROM OUTSIDE.
3. ALL DIMENSIONS TO BE VERIFIED ON SITE BEFORE FABRICATION.

LEGEND :

(X1) --- DETAIL MARK NO.
(X001) --- REFER SHEET NO.

1. F.F.L. --- FINISHED FLOOR LEVEL
2. S.F.L. --- STRUCTURAL FLOOR LEVEL
3. (R) --- REVERSED DETAIL

4. GLASS LEGEND

EGL-1 --- 8mmHS+12mm AIR GAP+10mmTP THK. I.G.U.
EGL-2 --- 10mm THK. CLEAR TEMPERED GLASS
EGL-4 --- 10mm THK. TEMPERED ACID ETCHED GLASS
EGL-1A --- 8mmHS+12mm AIR GAP+8mmTP THK. I.G.U.
BT1/BB1 --- FIXING DETAIL (DWG. NO. F001)
BB2 --- FIXING DETAIL (DWG. NO. F002)

NO.	DATE	REVISION	SUBJECT TO ARCH-COMMENT	BY
0	26/08/2022	REVISION SUBJECT TO ARCH-COMMENT		hwn
C	28/07/2022	REVISION SUBJECT TO ARCH-COMMENT		hwn
B	13/01/2022	REVISION SUBJECT TO ARCH-COMMENT		hwn
A	23/11/2021	REVISION SUBJECT TO ARCH-COMMENT		hwn

JOB NO. : J-856

PROJECT :

PROPOSED DEVELOPMENT ABOVE
LIGHT RAIL TIN WING STOP-TSWTL
NO.23,AREA 33,TIN SHUI WAI, N.T.

TITLE :

WINDOW SCHEDULE FOR
TOWER 2 IN-SITU WINDOW

DATE : 02-Aug-21 SCALE : 1:40

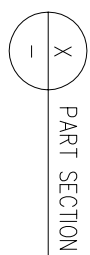
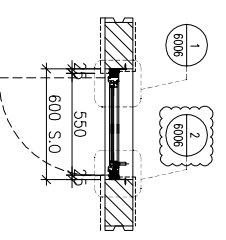
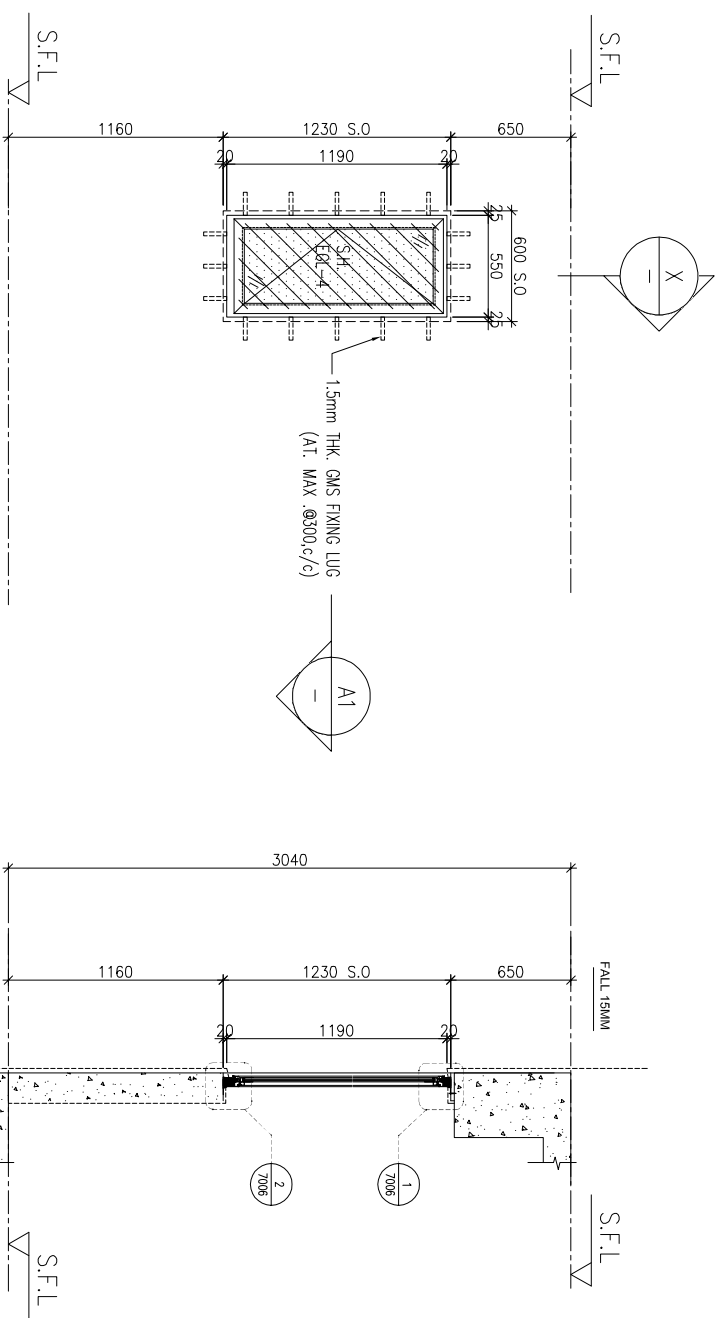
DRAWN BY : IYON

CHECKED BY :

美特鋁質有限公司
MIDI ALUMINIUM FABRICATOR LTD.
Units 6-8, Sunray Industrial Centre, 1/F
610 Cho Kwai Ling Road, Kwai Tsing
Tel:23489211-4 Fax:(852)2727666

DWG NO. : J856-SD-W-5213 REV. : D

PROVIDED		REQUIRE	
OPENABLE AREA	GLAZING AREA	OPENABLE AREA	GLAZING AREA
0.497	0.408		



ELEVATION

WINDOW MARK	LOCATION	SECTION	QUANTITY	REMARKS
AM 06	3/F-42/F(4/F,13/F,14/F,24/F,34/F OMITTED) UNIT A1,A8,B1	50mm ALUM. SECTION	35 Nos./35 Nos./35 Nos.	50mm ALUM. WINDOW SECTION , 4 BAR HINGE-LIP HING (HHMS-N14)
AM 06R	3/F-42/F(4/F,13/F,14/F,24/F,34/F OMITTED) UNIT A1	50mm ALUM. SECTION	35 Nos.	

B.D. REF : _____

CLIENT :



42/F, SUN HUNG KAI CENTRE, WANCHAI, HONGKONG

ARCHITECT :



MANU CONTRACTOR :



STRUCTURAL ENGINEER :



FAÇADE CONSULTANT:



Steel Structure & Façade Specialist

- NOTE :
1. ALL DIMENSIONS ARE IN mm.
 2. ALL ELEVATIONS ARE VIEWED FROM OUTSIDE.
 3. ALL DIMENSIONS TO BE VERIFIED ON SITE BEFORE FABRICATION.

LEGEND :

- (X1) --- DETAIL MARK NO.
- (X001) --- REFER SHEET NO.

1. F.F.L. --- FINISHED FLOOR LEVEL
2. S.F.L. --- STRUCTURAL FLOOR LEVEL
3. (R) --- REVERSED DETAIL

4. GLASS LEGEND

- EQ1-1---8mmHS+12mm AIR GAP+10mmTP THK. I.G.U.
- EQ1-2---10mm THK. CLEAR TEMPERED GLASS
- EQ1-4---10mm THK. TEMPERED ACID ETCHED GLASS
- EQ1-1A---8mmHS+12mm AIR GAP+8mmTP THK. I.G.U.
- BT1/BB1---FIXING DETAIL (DWG. NO. F001)
- BB2---FIXING DETAIL (DWG. NO. F002)

NO.	DATE	REVISION SUBJECT TO ARCH/COMMENT	ISSUED BY
A	11/07/2022		ipm

JOB NO. : J-856

PROJECT : PROPOSED DEVELOPMENT ABOVE LIGHT RAIL TIN WING STOP-TSWTL NO.23,AREA 33,TIN SHUI WAI, N.T.

TITLE : WINDOW SCHEDULE FOR TOWER 2 IN-SITU WINDOW

DATE : 22/06/2022 SCALE : 1:40

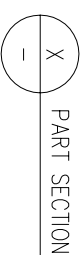
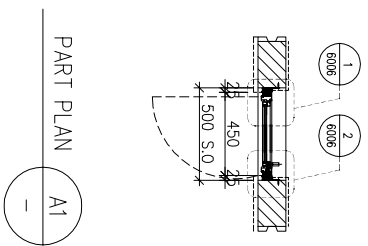
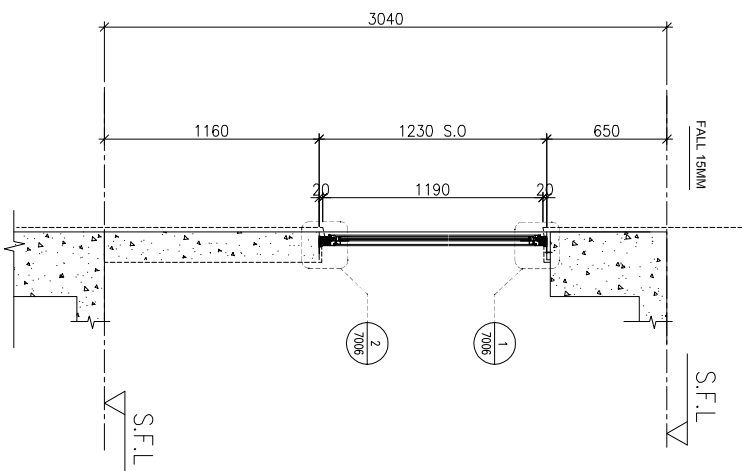
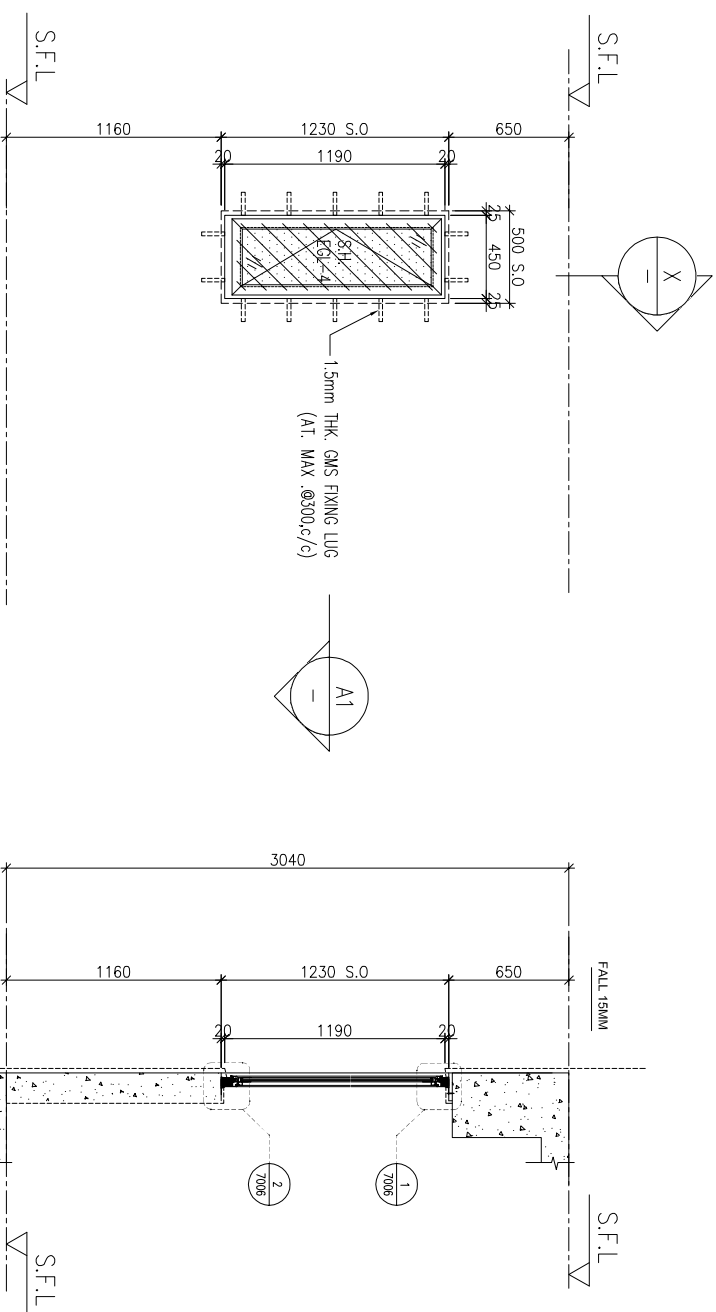
DRAWN BY : ivon CHECKED BY :



Units 6-8, Sunray Industrial Centre, 1/F
610 Cho Kwai Ling Road, Kwai Moon
Tel:23489211-4 Fax:(852)2727666

DWG NO. : J856-SD-W-5214 REV : A

PROVIDED		REQUIRE	
OPENABLE AREA	GLAZING AREA	OPENABLE AREA	GLAZING AREA
0.389	0.306		



ELEVATION

WINDOW MARK	AM
LOCATION	3/F-42/F(4/F,13/F,14/F,24/F,34/F OMITTED) UNIT A5
SECTION	50mm ALUM. SECTION
GLAZING	EGL-4
QUANTITY	35 Nos.
REMARKS	50mm ALUM. WINDOW SECTION , 4 BAR HINGE-LIP HING (HHMS-N14)

B.D. REF :

CLIENT :

SUN HUNG KAI
REAL ESTATE AGENCY LTD.
42/F, SUN HUNG KAI CENTRE, WANCHAI, HONGKONG

ARCHITECT :

lwk&partners
a r c h i t e c t s

MAIN CONTRACTOR :

Yee Fai 怡輝建築有限公司
Building Contractors Ltd.

STRUCTURAL ENGINEER :

ARUP

FAÇADE CONSULTANT:

ALPHA CONSULTING LIMITED
Steel Structure & Façade Specialist

- NOTE :
1. ALL DIMENSIONS ARE IN mm.
 2. ALL ELEVATIONS ARE VIEWED FROM OUTSIDE.
 3. ALL DIMENSIONS TO BE VERIFIED ON SITE BEFORE FABRICATION.

LEGEND :

(X1) — DETAIL MARK NO.
(X001) — REFER SHEET NO.

1. F.F.L. --- FINISHED FLOOR LEVEL
2. S.F.L. --- STRUCTURAL FLOOR LEVEL
3. (R) --- REVERSED DETAIL

4. GLASS LEGEND

- EGL-1 --- 6mmHS+12mm AIR GAP+10mmTP THK. I.G.U.
EGL-2 --- 10mm THK. CLEAR TEMPERED GLASS
EGL-4 --- 10mm THK. TEMPERED ACID ETCHED GLASS
EGL-1A --- 6mmHS+12mm AIR GAP+8mmTP THK. I.G.U.
BT1/BB1 --- FIXING DETAIL (DWG. NO. F001)
BB2 --- FIXING DETAIL (DWG. NO. F002)

NO.	DATE	REVISION SUBJECT TO ARCH/COMMENT	ISSUED BY
A	11/07/2022		

JOB NO. : J-856

PROJECT : PROPOSED DEVELOPMENT ABOVE LIGHT RAIL TIN WING STOP-TSWTL NO.23,AREA 33,TIN SHUI WAI, N.T.

TITLE : WINDOW SCHEDULE FOR TOWER 2 IN-SITU WINDOW

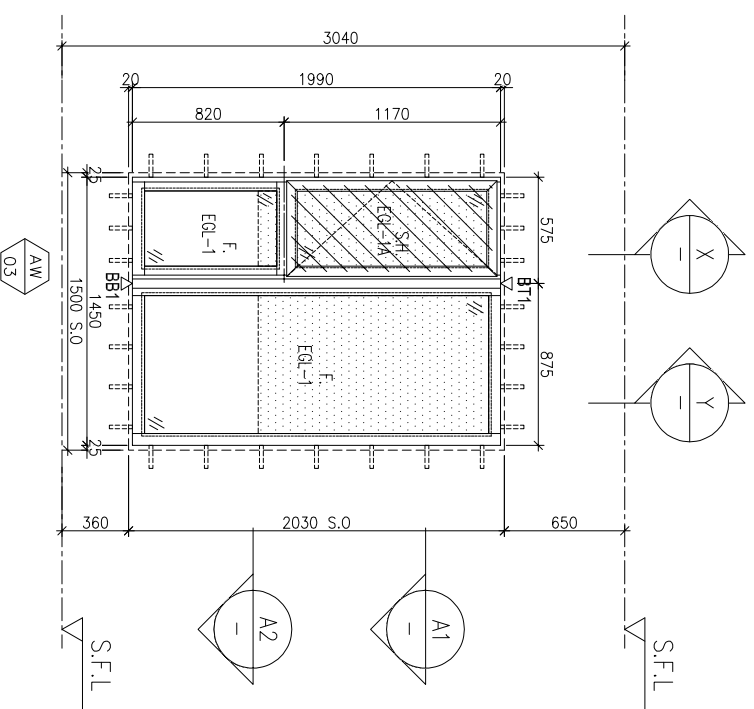
DATE : 22/06/2022 SCALE : 1:40

DRAWN BY : IYON CHECKED BY :

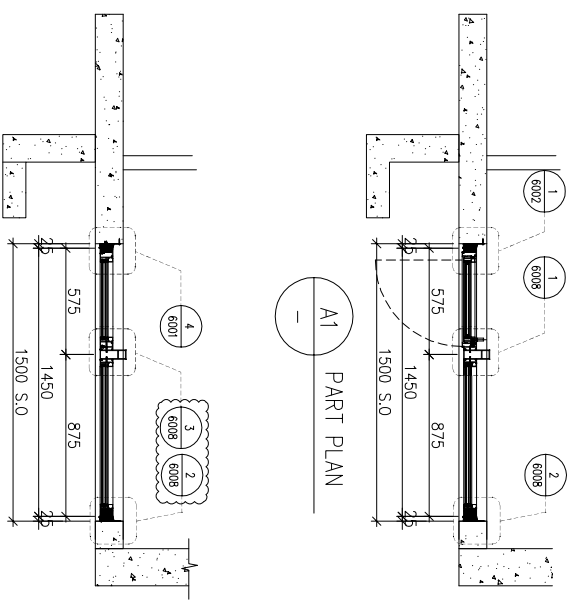
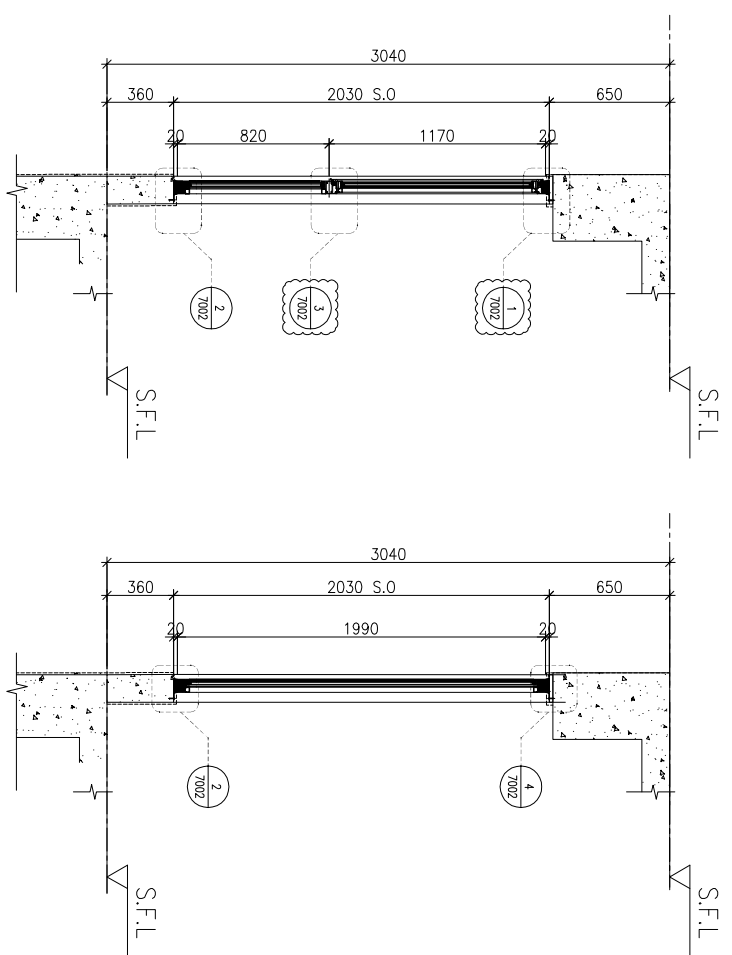
美特鋁質有限公司
MIDI ALUMINIUM FABRICATOR LTD.
Units 6-8, Sunray Industrial Centre, 1/F
610 Cho Kwai Ling Road, Kowloon
Tel:23489211-4 Fax:(852)2727666

DWG NO. : J856-SD-W-5215 REV. : A

PROVIDED	OPENABLE AREA	GLAZING AREA	OPENABLE AREA	GLAZING AREA
	0.504	1.383		



ELEVATION



WINDOW MARK	AW 03
LOCATION	3/F-42/F(4/F,13/F,14/F,24/F,34/F OMITTED) UNIT B5
SECTION	70mm ALUM. SECTION
GLAZING	EGL-1 / EGL-1A
QUANTITY	35 Nos.
REMARKS	70mm ALUM. WINDOW SECTION , 4 BAR HINGE-LIP HING (HHMS-N14)

B.D. REF :

CLIENT :

SUN HUNG KAI
REAL ESTATE AGENCY LTD.
42/F SUN HUNG KAI CENTRE, WANCHAI, HONGKONG

ARCHITECT :

lwk&partners
a r c h i t e c t s

MAIN CONTRACTOR :

ARUP
ALPHA CONSULTING LIMITED
Steel Structure & Façade Specialist

STRUCTURAL ENGINEER :

Yee Fai
Building Contractors Ltd.

FAÇADE CONSULTANT :

ARUP
ALPHA CONSULTING LIMITED
Steel Structure & Façade Specialist

NOTE :

1. ALL DIMENSIONS ARE IN mm.
2. ALL ELEVATIONS ARE VIEWED FROM OUTSIDE.
3. ALL DIMENSIONS TO BE VERIFIED ON SITE BEFORE FABRICATION.

LEGEND :

- (X1) DETAIL MARK NO.
- (X001) REFER SHEET NO.
- 1. F.F.L. --- FINISHED FLOOR LEVEL
- 2. S.F.L. --- STRUCTURAL FLOOR LEVEL
- 3. (R) --- REVERSED DETAIL
- 4. GLASS LEGEND

EQ-L-1 --- 8mmHS+12mm AIR GAP+10mmTP THK. I.G.U.

EQ-L-2 --- 10mm THK. CLEAR TEMPERED GLASS

EQ-L-4 --- 10mm THK. TEMPERED ACID ETCHED GLASS

EQ-L-1A --- 8mmHS+12mm AIR GAP+8mmTP THK. I.G.U.

B11/BB1 --- FIXING DETAIL (DWG. NO. F001)

BB2 --- FIXING DETAIL (DWG. NO. F002)

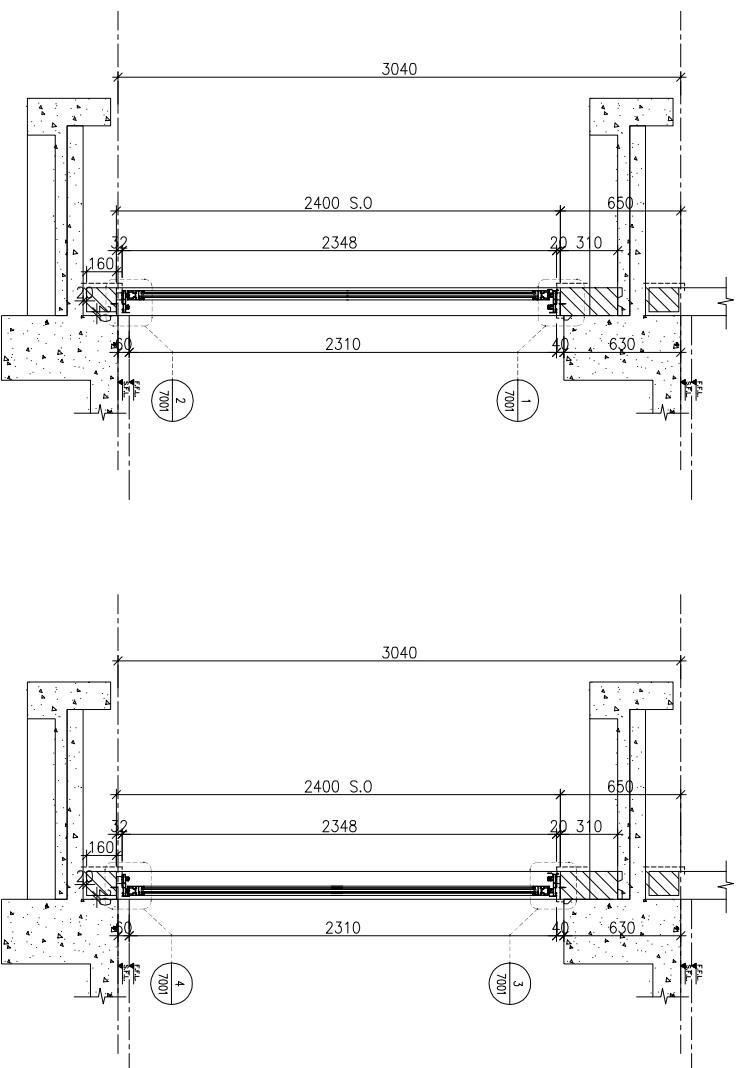
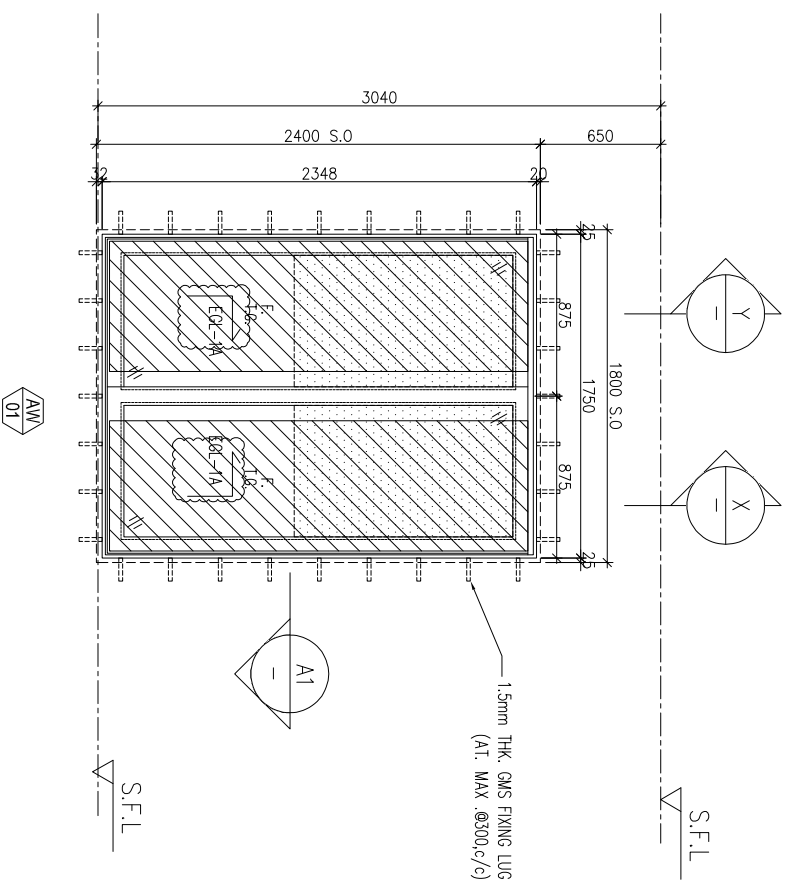
DATE :	22/06/2022	SCALE :	1:40
DRAWN BY :	Ivan	CHECKED BY :	
JOB NO. :	J-856		
PROJECT :	PROPOSED DEVELOPMENT ABOVE LIGHT RAIL TIN WING STOP-TSWTL NO.23,AREA 33,TIN SHUI WAI, N.T.		
TITLE :	WINDOW SCHEDULE FOR TOWER 2 IN-SITU WINDOW		
UNITS :	Units 6-8, Sunray Industrial Centre, 1/F, 610 Cho Kwai Ling Road, Kowloon		
CONTACT :	Tel:23489211-4 Fax:(852)2727666		
DWG NO. :	J856-SD-W-5216	REV. :	A

UNITED STATES OF AMERICA

PROVIDED	GLAZING AREA	OPENABLE AREA	GLAZING AREA
1.591	1.681		

REQUIRE

OPENABLE AREA	GLAZING AREA



B.D. REF : _____

CLIENT : **SUN HUNG KAI**
REAL ESTATE AGENCY LTD.
42/F, SUN HUNG KAI CENTRE, WANCHAI, HONGKONG

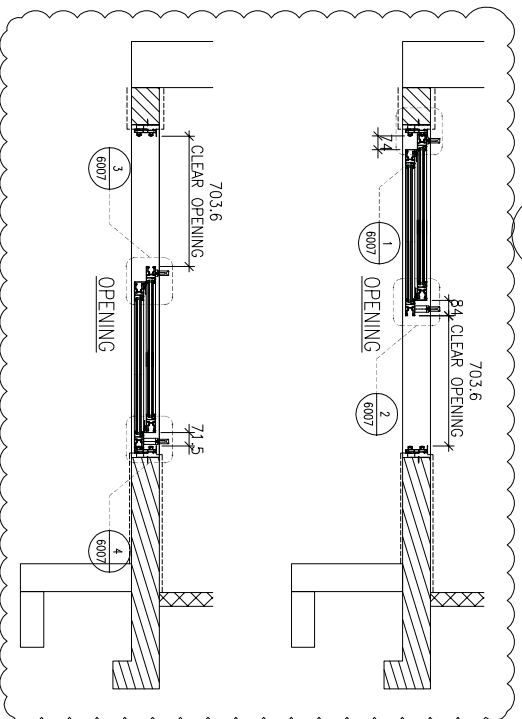
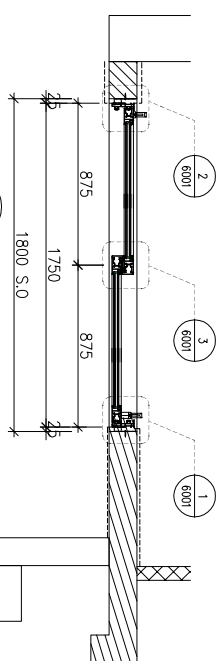
ARCHITECT : **lwk&partners**
a r c h i t e c t s

MAIN CONTRACTOR : **怡輝建築有限公司**
Yee Fai Building Contractors Ltd.

STRUCTURAL ENGINEER : **ARUP**

FAÇADE CONSULTANT : **ALPHA CONSULTING LIMITED**
Steel Structure & Façade Specialist

ELEVATION



WINDOW MARK	AW 01
LOCATION	3/F-42/F, 4/F, 13/F, 14/F, 24/F, 34/F OMITTED UNIT A9, B7, B8, B6
SECTION	70mm ALUM. SECTION
GLAZING	EGL-1A
QUANTITY	35 Nos./35 Nos./35 Nos./35 Nos.
REMARKS	FAÇADE (TYPE T3PF02 FOR 3/F-42/F)

NOTE :

1. ALL DIMENSIONS ARE IN mm.
2. ALL ELEVATIONS ARE VIEWED FROM OUTSIDE.
3. ALL DIMENSIONS TO BE VERIFIED ON SITE BEFORE FABRICATION.

LEGEND :

(X1) --- DETAIL MARK NO.
(X001) --- REFER SHEET NO.

1. F.F.L. --- FINISHED FLOOR LEVEL
2. S.F.L. --- STRUCTURAL FLOOR LEVEL
3. (R) --- REVERSED DETAIL

4. GLASS LEGEND

EGL-1 --- 8mmHS+12mm AIR GAP+10mmTP THK. I.G.U.
EGL-2 --- 10mm THK. CLEAR TEMPERED GLASS
EGL-4 --- 10mm THK. TEMPERED ACID ETCHED GLASS
EGL-1A --- 8mmHS+12mm AIR GAP+8mmTP THK. I.G.U.
BT1/BB1 --- FIXING DETAIL (DWG. NO. F001)
BB2 --- FIXING DETAIL (DWG. NO. F002)

NO.	DATE	REVISION	SUBJECT TO ARCH-COMMENT	BY
E	26/08/2022	REVISION SUBJECT TO ARCH-COMMENT	None	
D	28/07/2022	REVISION SUBJECT TO ARCH-COMMENT	None	
C	22/06/2022	REVISION SUBJECT TO ARCH-COMMENT	None	
B	23/11/2021	REVISION SUBJECT TO ARCH-COMMENT	None	
A	10/11/2021	REVISION SUBJECT TO ARCH-COMMENT	None	

JOB NO. : J-856

PROJECT : PROPOSED DEVELOPMENT ABOVE LIGHT RAIL TIN WING STOP-TSWTL NO.23, AREA 33, TIN SHUI WAI, N.T.

TITLE : WINDOW SCHEDULE FOR TOWER 3 IN-SITU WINDOW

DATE : 02-Aug-21 SCALE : 1:40

DRAWN BY : Ivan CHECKED BY :

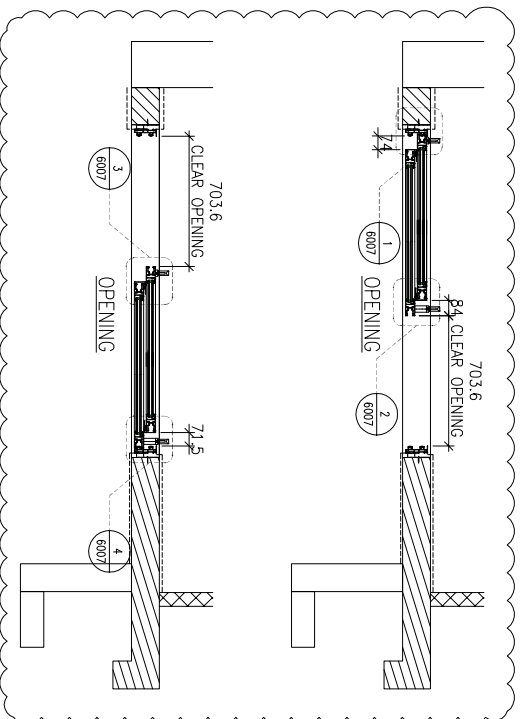
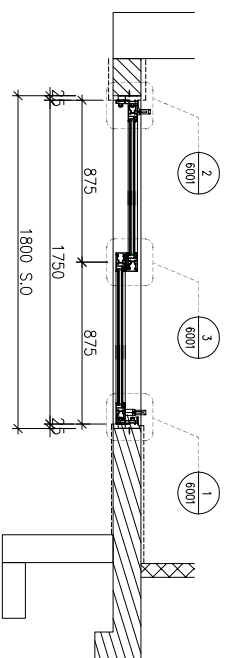
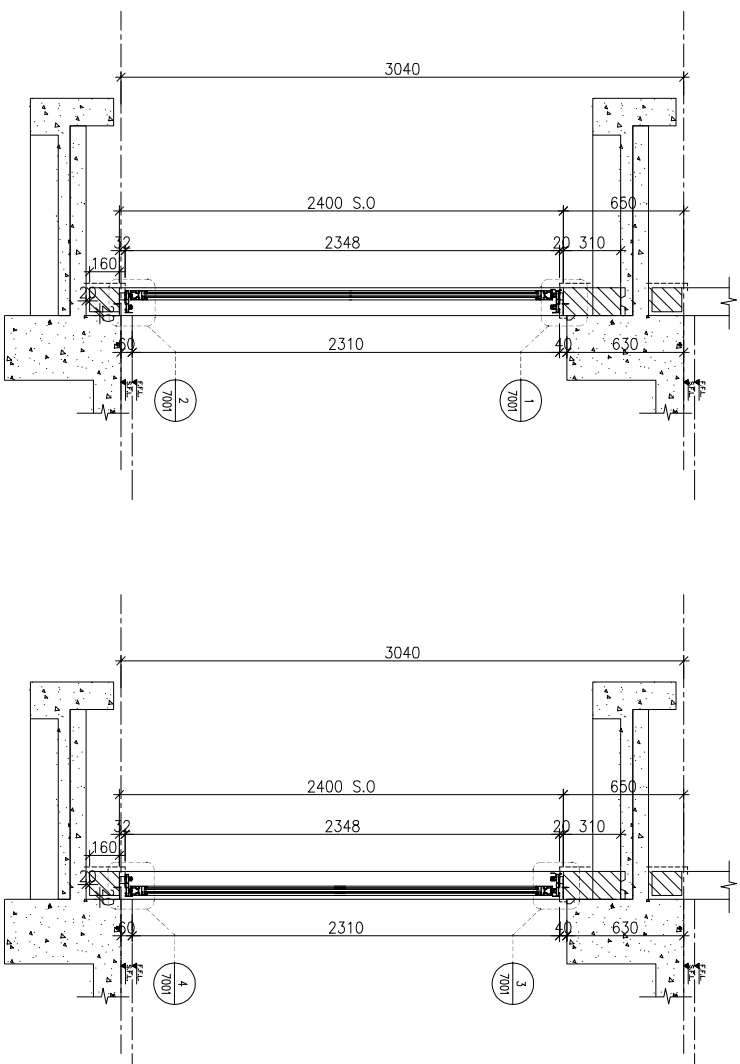
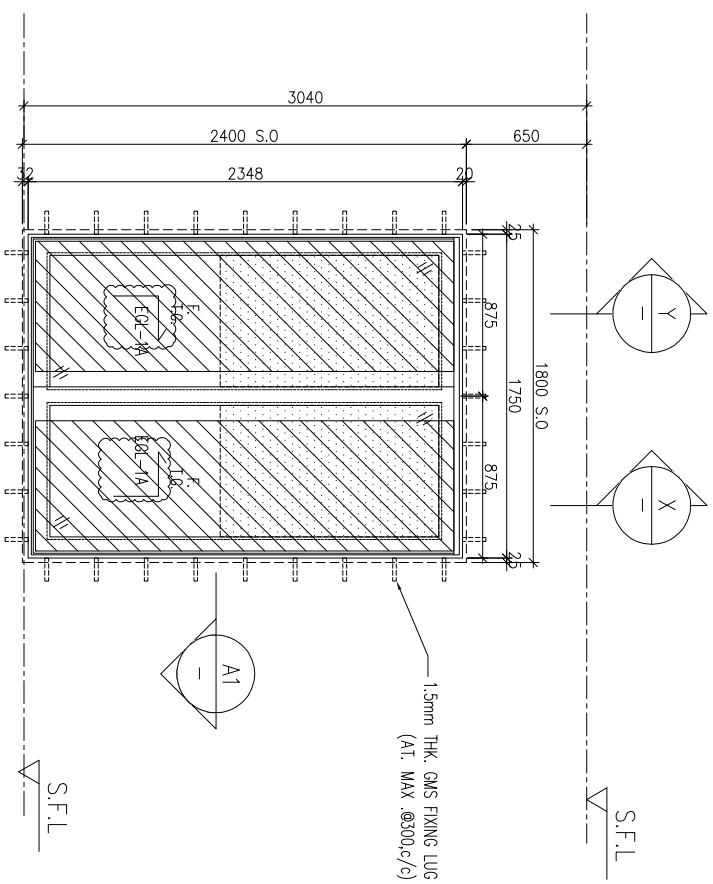
UNITA 6-8 Sunray Industrial Centre, 1/F
610 Cho Kwai Ling Road, Kowloon
Tel: 23489211-4 Fax: (852) 27272666

UNITA 6-8 Sunray Industrial Centre, 1/F
610 Cho Kwai Ling Road, Kowloon
Tel: 23489211-4 Fax: (852) 27272666

DWG NO. : J856-SD-W-5301 REV. : E

PROVIDED	GLAZING AREA	OPENABLE AREA	GLAZING AREA
1.591	1.681		

REQUIRED	GLAZING AREA	OPENABLE AREA	GLAZING AREA



B.D. REF : _____

CLIENT : **SUN HUNG KAI**
REAL ESTATE AGENCY LTD.
42/F, SUN HUNG KAI CENTRE, WANCHAI, HONGKONG

ARCHITECT : **lwk&partners**
a r c h i t e c t s

MAIN CONTRACTOR : **怡輝建築有限公司**
Yee Fai Building Contractors Ltd.

STRUCTURAL ENGINEER : **ARUP**
ALPHA CONSULTING LIMITED
Steel Structure & Facade Specialist

FAÇADE CONSULTANT:

NOTE :
1. ALL DIMENSIONS ARE IN mm.
2. ALL ELEVATIONS ARE VIEWED FROM OUTSIDE.
3. ALL DIMENSIONS TO BE VERIFIED ON SITE BEFORE FABRICATION.

LEGEND :
X1 --- DETAIL MARK NO.
X001 --- REFER SHEET NO.

1. F.F.L. --- FINISHED FLOOR LEVEL
2. S.F.L. --- STRUCTURAL FLOOR LEVEL
3. (R) --- REVERSED DETAIL

4. GLASS LEGEND
EG1-1 --- 8mmHS+12mm AIR GAP+10mmTP THK. I.G.U.
EG1-2 --- 10mm THK. CLEAR TEMPERED GLASS
EG1-4 --- 10mm THK. TEMPERED ACID ETCHED GLASS
EG1-1A --- 8mmHS+12mm AIR GAP+8mmTP THK. I.G.U.
B11/BB1 --- FIXING DETAIL (DWG. NO. F001)
BB2 --- FIXING DETAIL (DWG. NO. F002)

NO.	DWG.	REVISION	SUBJECT TO ARCH-COMMENT	BY
E	26/08/2022	REVISION SUBJECT TO ARCH-COMMENT	None	
D	28/07/2022	REVISION SUBJECT TO ARCH-COMMENT	None	
C	22/06/2022	REVISION SUBJECT TO ARCH-COMMENT	None	
B	23/11/2021	REVISION SUBJECT TO ARCH-COMMENT	None	
A	10/11/2021	REVISION SUBJECT TO ARCH-COMMENT	None	

JOB NO. : J-856

PROJECT : PROPOSED DEVELOPMENT ABOVE LIGHT RAIL TIN WING STOP/TSWTL NO.23,AREA 33,TIN SHUI WAI, N.T.

TITLE : WINDOW SCHEDULE FOR TOWER 3 IN-SITU WINDOW

DATE : 02-Aug-21 SCALE : 1:40
DRAWN BY : IYON CHECKED BY :
UNITA 6-8, Sunray Industrial Centre, 1/F
610 Cho Kwai Ling Road, Kowloon
Tel:23489211-4 Fax:(852)27272666
DWG NO. : J856-SD-W-5302 REV : E

WINDOW MARK	AW 01	3/F-42/F, 13/F, 14/F, 24/F, 34/F (OMITTED) UNIT A3,A6,A10,A11,A12,A13,B5,B9,B11
LOCATION	70mm ALUM. SECTION	70mm ALUM. SECTION
SECTION	70mm ALUM. SECTION	70mm ALUM. SECTION
GLAZING	EG1-1A	EG1-1A
QUANTITY	35 Nos./35 Nos./35 Nos./35 Nos./35 Nos./35 Nos./35 Nos./35 Nos.	35 Nos./35 Nos./35 Nos./35 Nos./35 Nos./35 Nos./35 Nos./35 Nos.
REMARKS	FAÇADE(TYPE T3PF04 FOR 3/F~42/F)	FAÇADE(TYPE T3PF04R FOR 3/F~42/F)

DELETE

B.D. REF :

CLIENT :

SUN HUNG KAI
REAL ESTATE AGENCY LTD.
42/F SUN HUNG KAI CENTRE, WANCHAI, HONGKONG

ARCHITECT :

lwk&partners
a r c h i t e c t s

MAIN CONTRACTOR :

怡輝建築有限公司
Yee Fai Building Contractors Ltd.

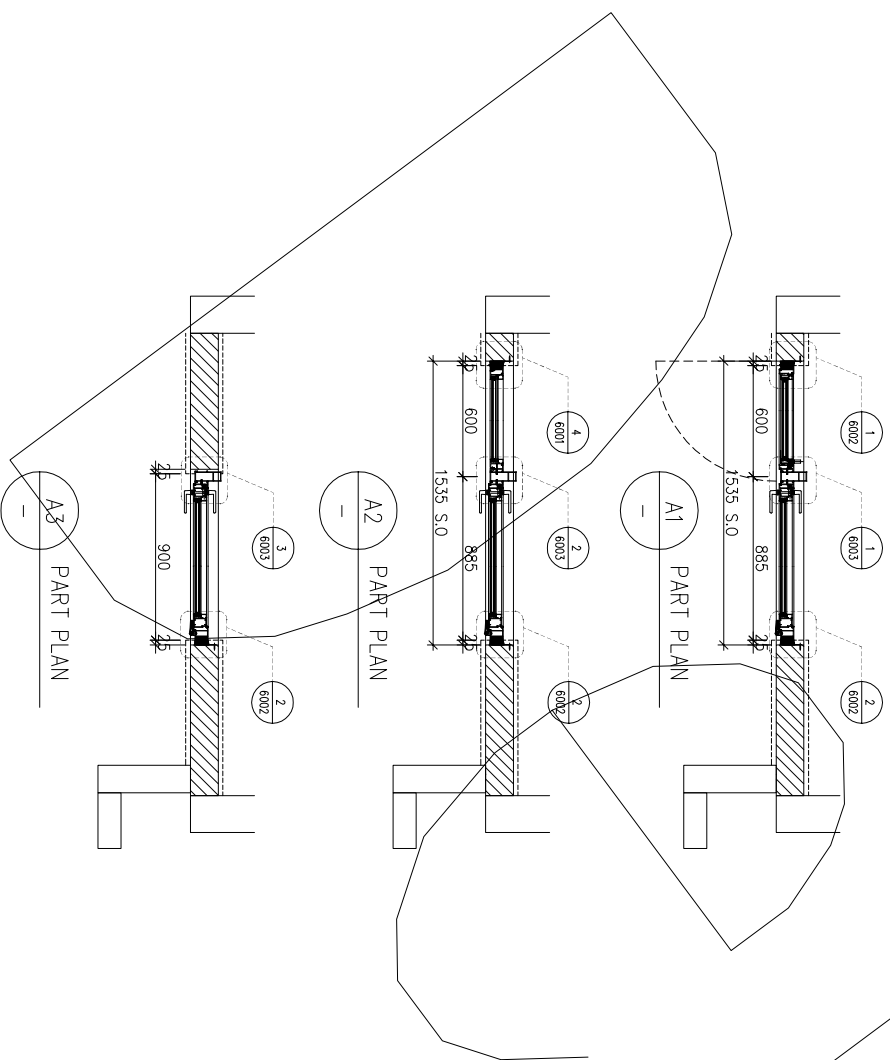
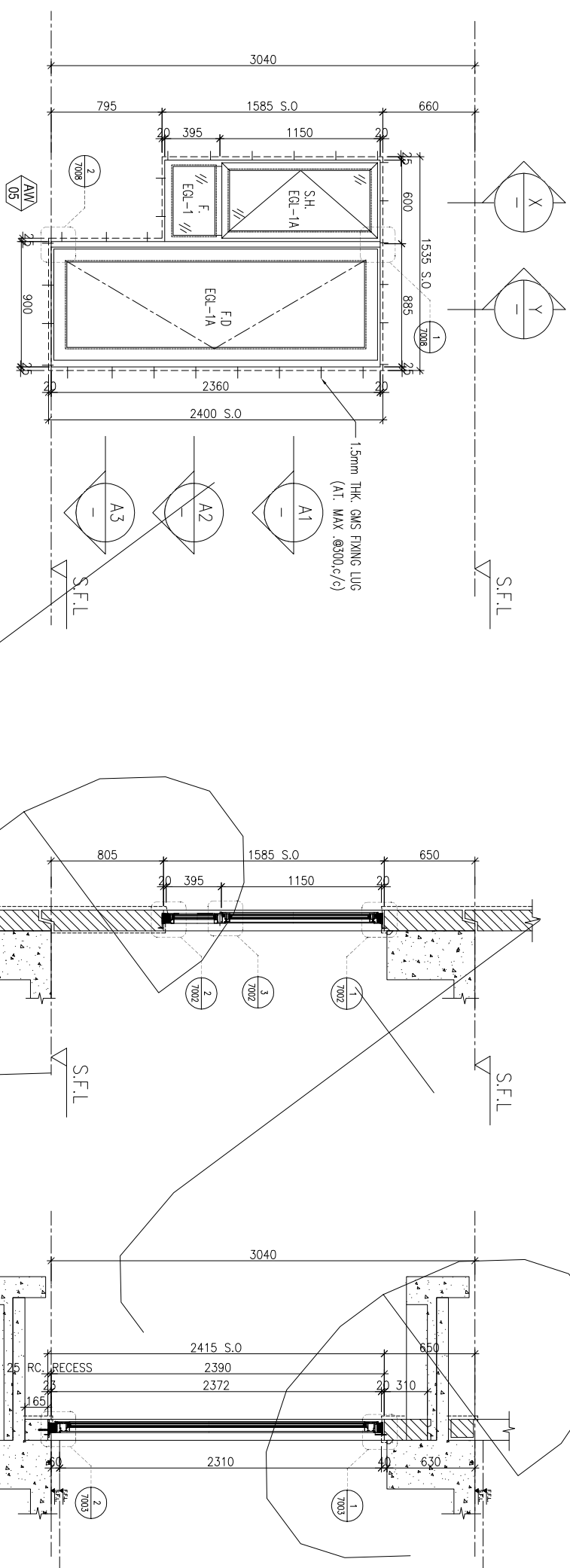
STRUCTURAL ENGINEER :

ARUP

FAÇADE CONSULTANT :

ALPHA CONSULTING LIMITED
Steel Structure & Façade Specialist

ELEVATION



WINDOW MARK	AM 05
LOCATION	5/F-42/F(13/F,14/F,24/F,34/F OMITTED) UNIT A1,A7,A8
SECTION	70mm ALUM. SECTION
GLAZING	EGL-1/EGL-1A
QUANTITY	34 Nos/34 Nos/34 Nos
REMARKS	FAÇADE(TYPE 13PF07 FOR 5/F-42/F)

NOTE:
 1. ALL DIMENSIONS ARE IN mm.
 2. ALL ELEVATIONS ARE VIEWED FROM OUTSIDE.
 3. ALL DIMENSIONS TO BE VERIFIED ON SITE BEFORE FABRICATION.
 LEGEND:
 (X1) --- DETAIL MARK NO.
 (X001) --- REFER SHEET NO.

1. F.F.L. --- FINISHED FLOOR LEVEL
 2. S.F.L. --- STRUCTURAL FLOOR LEVEL
 3. (R) --- REVERSED DETAIL
 4. GLASS LEGEND
 EGL-1 --- 6mmHS+12mm AIR GAP+10mmTP THK. I.G.U.
 EGL-2 --- 10mm THK. CLEAR TEMPERED GLASS
 EGL-4 --- 10mm THK. TEMPERED ACID ETCHED GLASS
 EGL-1A --- 6mmHS+12mm AIR GAP+8mmTP THK. I.G.U.
 BT1/BB1 --- FIXING DETAIL (DWG. NO. FD01)
 BB2 --- FIXING DETAIL (DWG. NO. FD02)

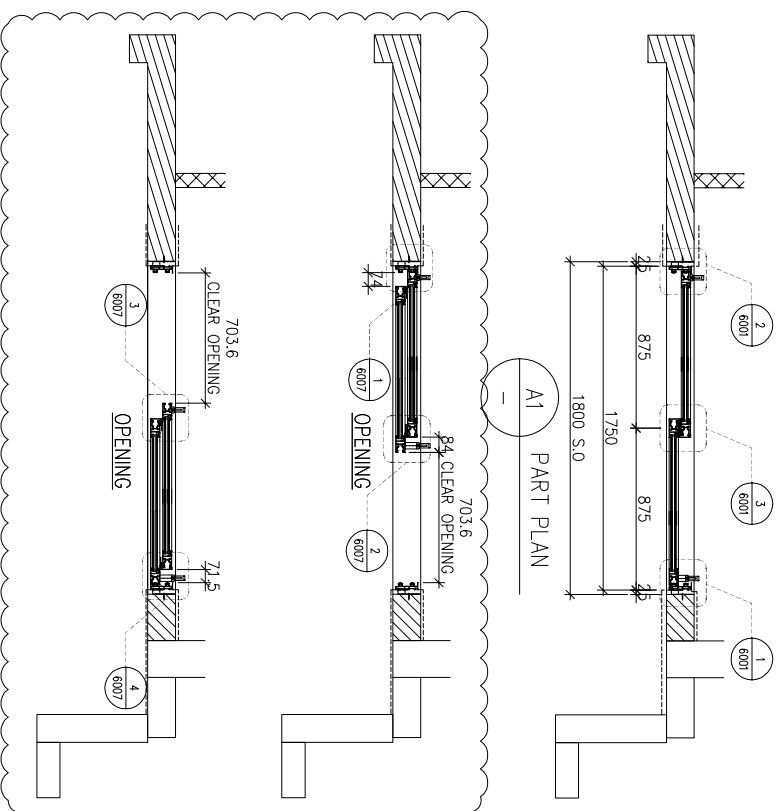
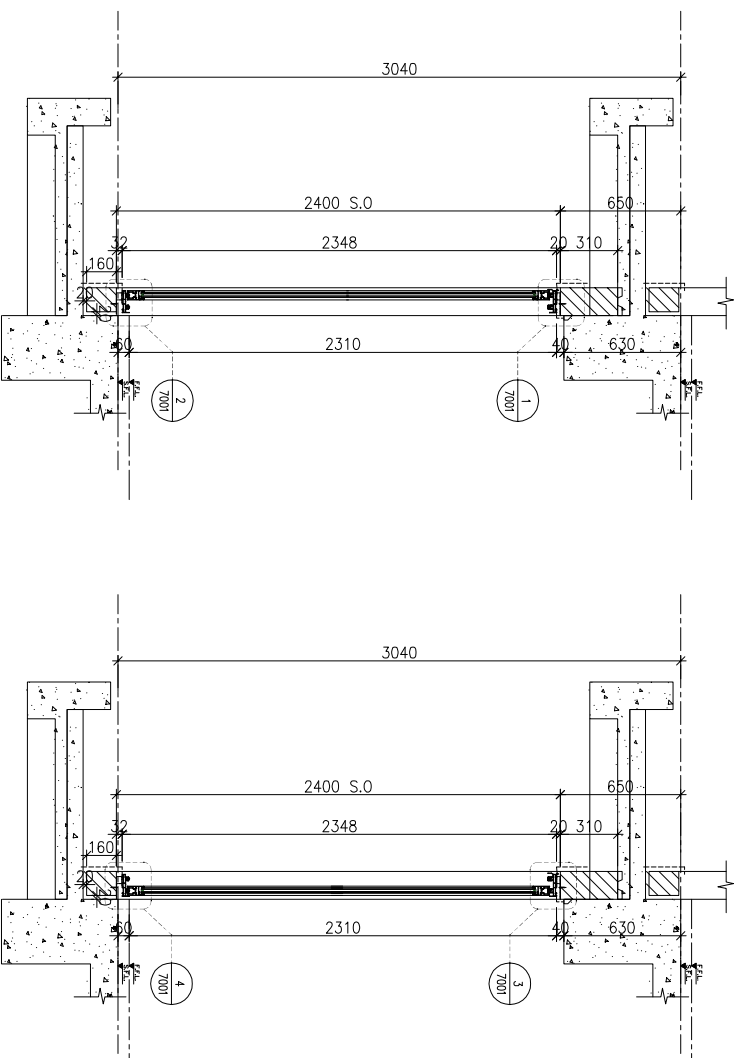
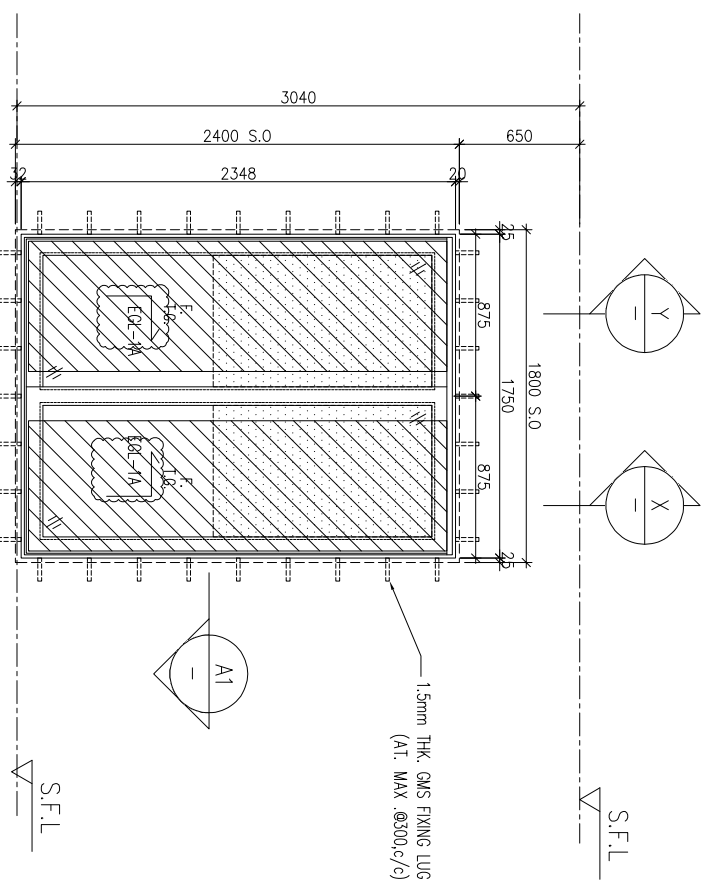
NO.	DATE	REVISION	REVISION SUBJECT TO ARCH-COMMENT	BY
D	11/07/2022	REVISION SUBJECT TO ARCH-COMMENT	None	None
C	13/09/2022	REVISION SUBJECT TO ARCH-COMMENT	None	None
B	23/11/2021	REVISION SUBJECT TO ARCH-COMMENT	None	None
A	10/11/2021	REVISION SUBJECT TO ARCH-COMMENT	None	None

JOB NO. : J-856
 PROJECT : PROPOSED DEVELOPMENT ABOVE LIGHT RAIL TIN WING STOP-TSWTL NO.23,AREA 33,TIN SHUI WAI, N.T.
 TITLE : WINDOW SCHEDULE FOR TOWER 3 IN-SITU WINDOW

DATE : 02-Aug-21 SCALE : 1:40
 DRAWN BY : Ivan CHECKED BY :

美特鋁質有限公司
 MIDT ALUMINIUM FABRICATOR LTD.
 Units 6-8, Sunray Industrial Centre, 1/F
 610 Cho Kwai Ling Road, Kwai Moon
 Tel:23489211-4 Fax:(852)2727666
 DWG NO. : J856-SD-W-5303 REV. : D

PROVIDED	REQUIRED
OPENABLE AREA 1,591	OPENABLE AREA 1,681
GLAZING AREA	GLAZING AREA



ELEVATION

WINDOW MARK	AW 01	AW 01
LOCATION	3/F-42/F, 4/F, 13/F, 14/F, 24/F, 34/F (OMITTED) UNIT A2, A5, B1, B3	3/F-42/F, 4/F, 13/F, 14/F, 24/F, 34/F (OMITTED) UNIT B3
SECTION	70mm ALUM. SECTION	70mm ALUM. SECTION
GLAZING	EGL-1A	EGL-1A
QUANTITY	35 Nos./35 Nos./35 Nos./35 Nos.	35 Nos./35 Nos./35 Nos./35 Nos.
REMARKS	FACADE (TYPE T3PF08 FOR 3/F-42/F)	

DEFECTIVE

B.D. REF :

CLIENT :



lwk&partners
a r c h i t e c t s

MANU CONTRACTOR :
怡輝建築有限公司
Yee Fai Building Contractors Ltd.

STRUCTURAL ENGINEER :
ARUP

FACADE CONSULTANT:
ALPHA CONSULTING LIMITED
Steel Structure & Façade Specialist

NOTE:
1. ALL DIMENSIONS ARE IN mm.
2. ALL ELEVATIONS ARE VIEWED FROM OUTSIDE.
3. ALL DIMENSIONS TO BE VERIFIED ON SITE BEFORE FABRICATION.

LEGEND:
X1 --- DETAIL MARK NO.
X001 --- REFER SHEET NO.

1. F.F.L. --- FINISHED FLOOR LEVEL
2. S.F.L. --- STRUCTURAL FLOOR LEVEL
3. (R) --- REVERSED DETAIL
4. GLASS LEGEND
EGL-1 --- 6mmHS+12mm AIR GAP+10mmTP THK. I.G.U.
EGL-2 --- 10mm THK. CLEAR TEMPERED GLASS
EGL-4 --- 10mm THK. TEMPERED ACID ETCHED GLASS
EGL-1A --- 6mmHS+12mm AIR GAP+8mmTP THK. I.G.U.
B1/B81 --- FIXING DETAIL (DWG. NO. F001)
B82 --- FIXING DETAIL (DWG. NO. F002)

NO.	DATE	REVISION	REVISION SUBJECT TO ARCH-COMMENT	BY
E	26/08/2022	REVISION SUBJECT TO ARCH-COMMENT	None	None
D	28/07/2022	REVISION SUBJECT TO ARCH-COMMENT	None	None
C	22/06/2022	REVISION SUBJECT TO ARCH-COMMENT	None	None
B	23/11/2021	REVISION SUBJECT TO ARCH-COMMENT	None	None
A	10/11/2021	REVISION SUBJECT TO ARCH-COMMENT	None	None

JOB NO. : J-856
PROJECT : PROPOSED DEVELOPMENT ABOVE LIGHT RAIL TIN WING STOP-TSWTL NO.23, AREA 33, TIN SHUI WAI, N.T.
TITLE : WINDOW SCHEDULE FOR TOWER 3 IN-SITU WINDOW

DATE : 02-Aug-21
SCALE : 1:40
DRAWN BY : IYON
CHECKED BY :

美特鋁質有限公司
MIDI ALUMINIUM FABRICATOR LTD.
Units 6-8, Sunray Industrial Centre, 1/F
610 Cho Kwai Ling Road, Kwai Tsing
Tel: 23489211-4 Fax: (852) 2727666
DWG NO. : J856-SD-W-5304
REV. : E

B.D. REF :

CLIENT :

SUN HUNG KAI
REAL ESTATE AGENCY LTD.
42/F, SUN HUNG KAI CENTRE, WANCHAI, HONGKONG

ARCHITECT :

lwk&partners
a r c h i t e c t s

MAIN CONTRACTOR :

怡輝建築有限公司
Yee Fai Building Contractors Ltd.

STRUCTURAL ENGINEER :

ARUP
ALPHA CONSULTING LIMITED
Steel Structure & Façade Specialist

FAÇADE CONSULTANT :

ARUP
ALPHA CONSULTING LIMITED
Steel Structure & Façade Specialist

NOTE :

1. ALL DIMENSIONS ARE IN mm.
2. ALL ELEVATIONS ARE VIEWED FROM OUTSIDE.
3. ALL DIMENSIONS TO BE VERIFIED ON SITE BEFORE FABRICATION.

LEGEND :

(X1) --- DETAIL MARK NO.
(X001) --- REFER SHEET NO.

1. F.F.L. --- FINISHED FLOOR LEVEL
2. S.F.L. --- STRUCTURAL FLOOR LEVEL
3. (R) --- REVERSED DETAIL

4. GLASS LEGEND

EGL-1 --- 6mmHS+12mm AIR GAP+10mmTP THK. I.G.U.
 EGL-2 --- 10mm THK. CLEAR TEMPERED GLASS
 EGL-4 --- 10mm THK. TEMPERED ACID ETCHED GLASS
 EGL-1A --- 6mmHS+12mm AIR GAP+8mmTP THK. I.G.U.
 BT1/BB1 --- FIXING DETAIL (DWG. NO. FD01)
 BB2 --- FIXING DETAIL (DWG. NO. FD02)

NO.	DATE	REVISION	REVISION SUBJECT TO ARCH-COMMENT	BY
D	11/07/2022	REVISION SUBJECT TO ARCH-COMMENT	None	None
C	13/09/2022	REVISION SUBJECT TO ARCH-COMMENT	None	None
B	23/11/2021	REVISION SUBJECT TO ARCH-COMMENT	None	None
A	10/11/2021	REVISION SUBJECT TO ARCH-COMMENT	None	None

JOB NO. :

J-856

PROJECT :

PROPOSED DEVELOPMENT ABOVE
LIGHT RAIL TIN WING STOP-TSWTL
NO.23, AREA 33, TIN SHUI WAI, N.T.

TITLE :

WINDOW SCHEDULE FOR
TOWER 3 IN-SITU WINDOW

DATE : 02-Aug-21 SCALE : 1:40

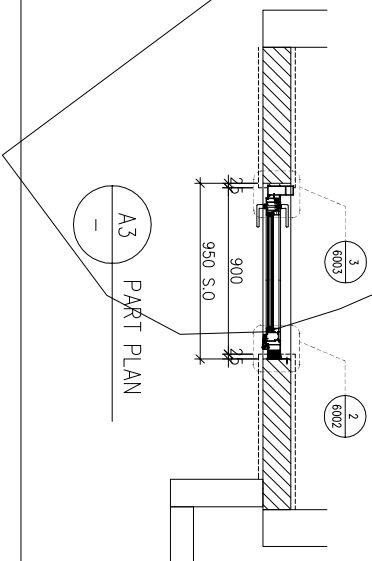
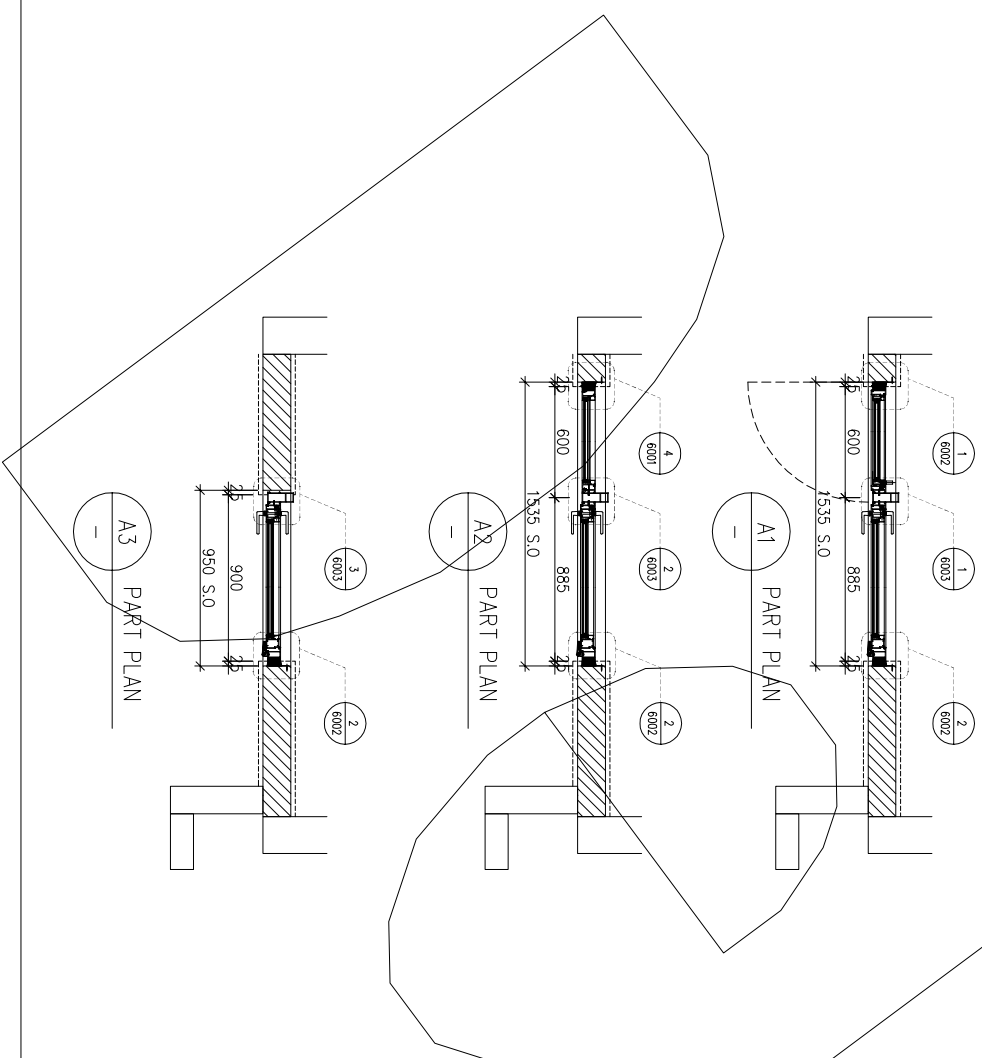
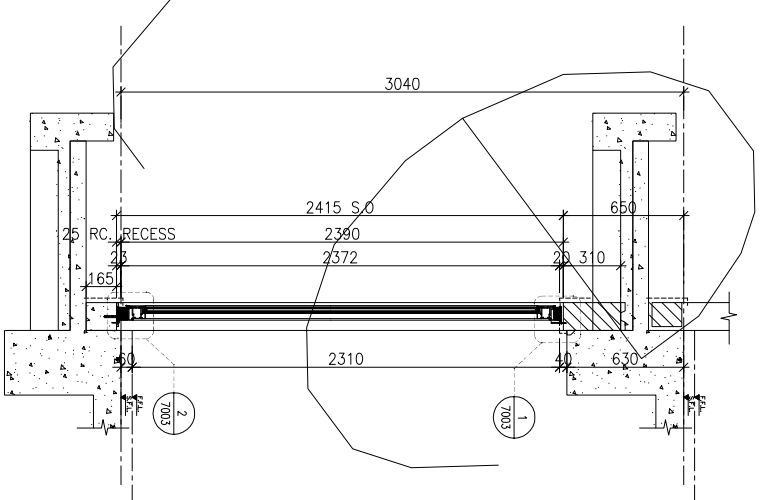
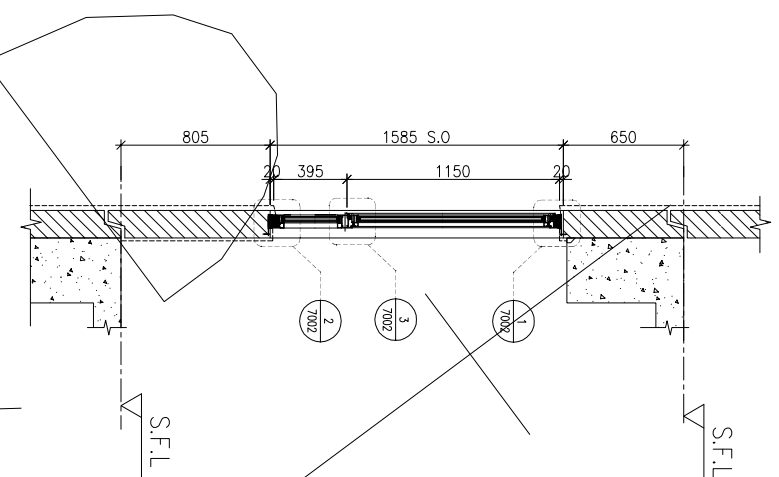
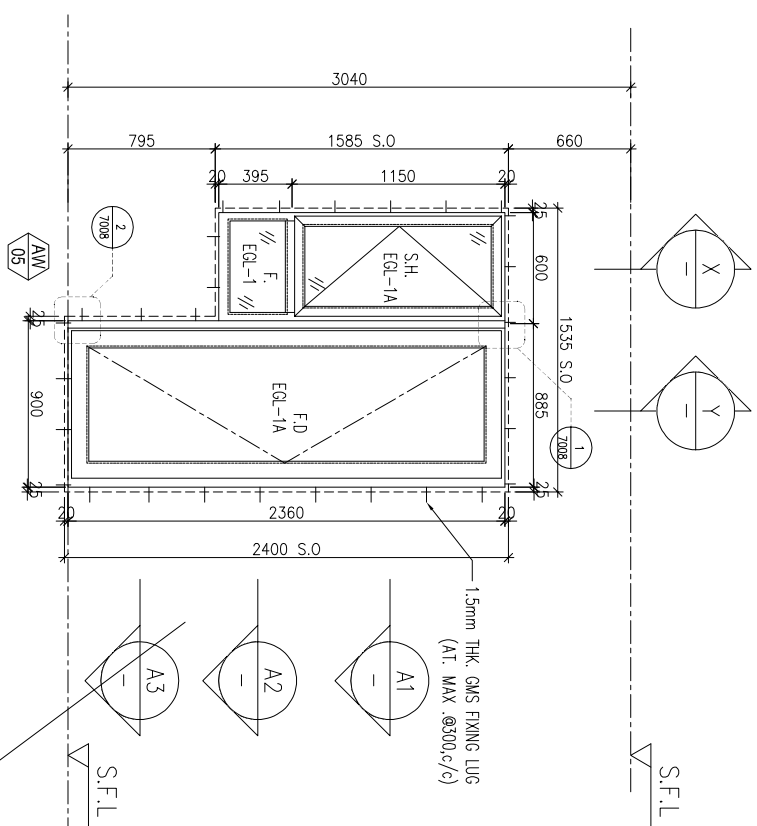
DRAWN BY : Ivan

CHECKED BY :

美特鋁質有限公司
MIDI ALUMINUM FABRICATOR LTD.
Units 6-8, Sunray Industrial Centre, 1/F
610 Cho Kwai Ling Road, Kwailoon
Tel:23489211-4 Fax:(852)2727666

DWG NO. : J856-SD-W-5305 REV. : D

ELEVATION



WINDOW MARK

AM 05

LOCATION 5/F-42/F(4/F,13/F,14/F,24/F,34/F OMITTED) UNIT B10

SECTION 70mm ALUM. SECTION

GLAZING EGL-1/EGL-1A

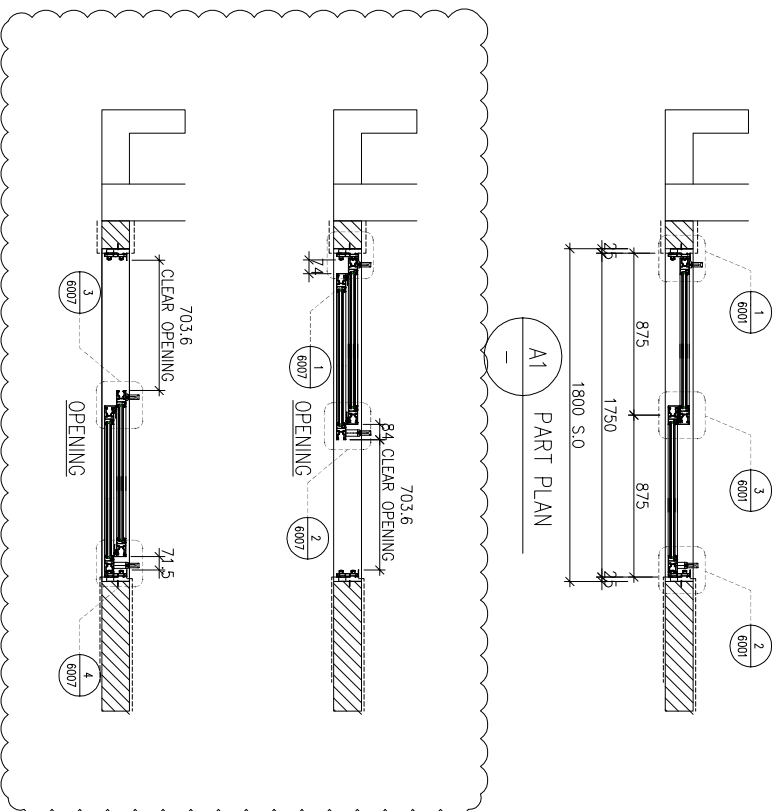
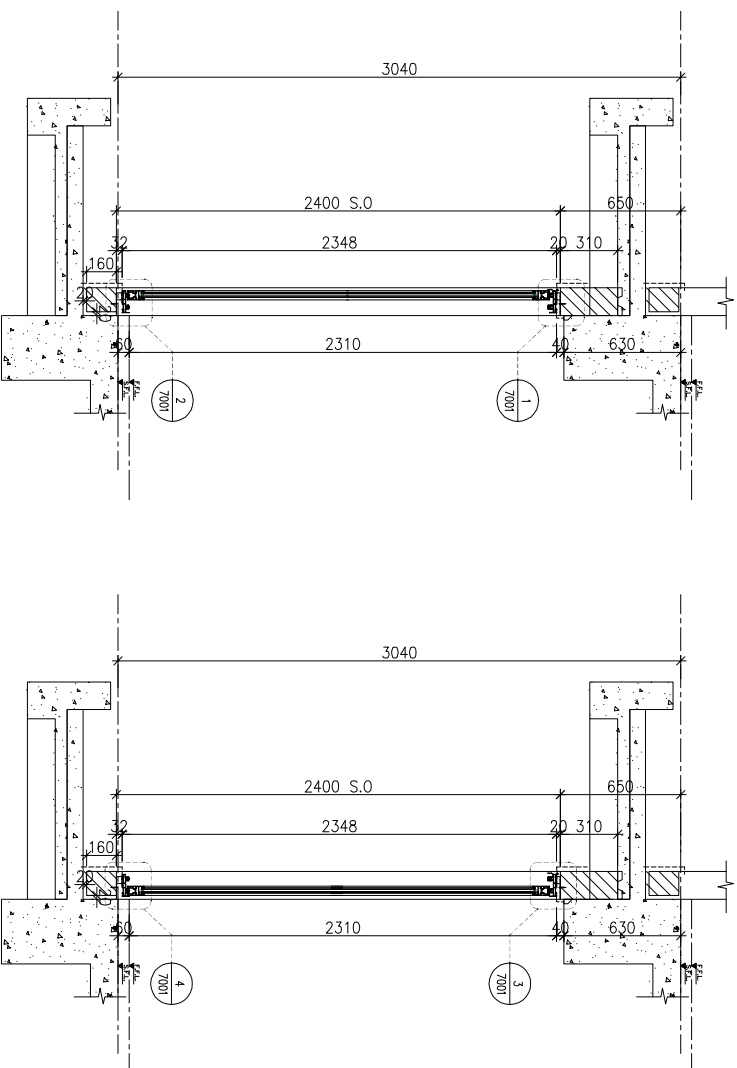
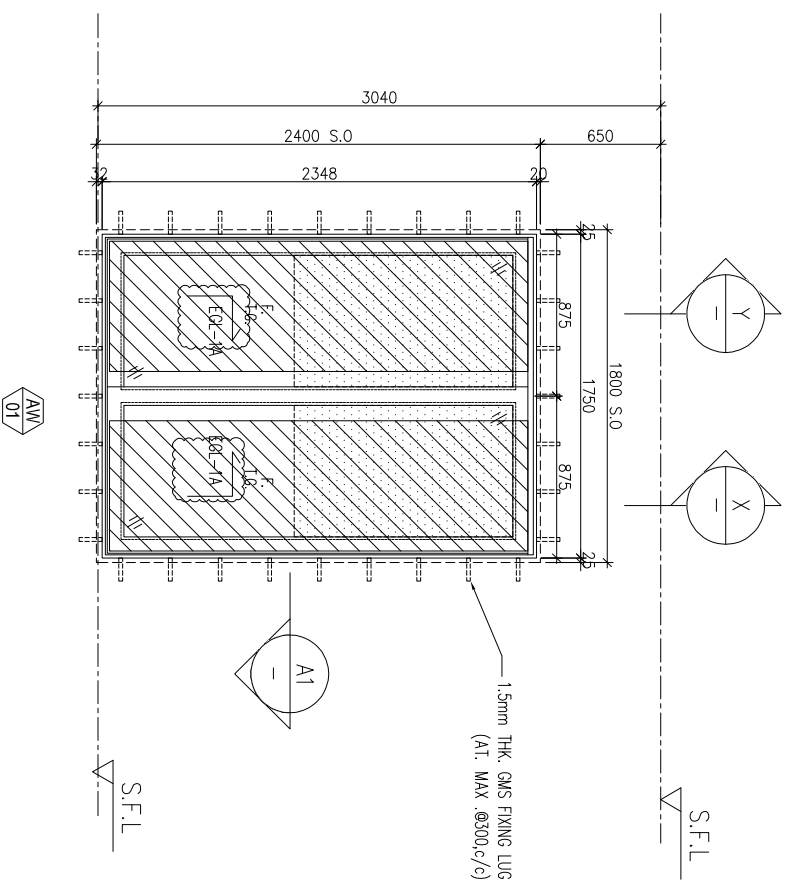
QUANTITY 34 Nos

REMARKS FAÇADE(TYPE T3PF11 FOR 5/F-42/F)

PROVIDED	GLAZING AREA	OPENABLE AREA	GLAZING AREA
1.591	1.681		

REQUIRE

OPENABLE AREA	GLAZING AREA



B.D. REF : _____

CLIENT : **SUN HUNG KAI**
REAL ESTATE AGENCY LTD.
42/F, SUN HUNG KAI CENTRE, WANCHAI, HONGKONG

ARCHITECT : **lwk&partners**
a r c h i t e c t s

MAIN CONTRACTOR : **怡輝建築有限公司**
Yee Fai Building Contractors Ltd.

STRUCTURAL ENGINEER : **ARUP**

FAÇADE CONSULTANT : **ALPHA CONSULTING LIMITED**
Steel Structure & Façade Specialist

- NOTE :
1. ALL DIMENSIONS ARE IN mm.
 2. ALL ELEVATIONS ARE VIEWED FROM OUTSIDE.
 3. ALL DIMENSIONS TO BE VERIFIED ON SITE BEFORE FABRICATION.
- LEGEND :
- (X1) — DETAIL MARK NO.
(X001) — REFER SHEET NO.
1. F.F.L. --- FINISHED FLOOR LEVEL
 2. S.F.L. --- STRUCTURAL FLOOR LEVEL
 3. (R) --- REVERSED DETAIL
4. GLASS LEGEND
- EG1-1 --- 6mmHS+12mm AIR GAP+10mmTP THK. I.G.U.
EG1-2 --- 10mm THK. CLEAR TEMPERED GLASS
EG1-4 --- 10mm THK. TEMPERED ACID ETCHED GLASS
EG1-1A --- 6mmHS+12mm AIR GAP+8mmTP THK. I.G.U.
BT1/BB1 --- FIXING DETAIL (DWG. NO. F001)
BB2 --- FIXING DETAIL (DWG. NO. F002)

NO.	DATE	REVISION	SUBJECT TO ARCH-COMMENT	BY
E	26/08/2022	REVISION SUBJECT TO ARCH-COMMENT	None	
D	28/07/2022	REVISION SUBJECT TO ARCH-COMMENT	None	
C	22/06/2022	REVISION SUBJECT TO ARCH-COMMENT	None	
B	23/11/2021	REVISION SUBJECT TO ARCH-COMMENT	None	
A	10/11/2021	REVISION SUBJECT TO ARCH-COMMENT	None	

JOB NO. : J-856

PROJECT : PROPOSED DEVELOPMENT ABOVE LIGHT RAIL TIN WING STOP-TS/WTL NO.23,AREA 33,TIN SHUI WAL, N.T.

TITLE : WINDOW SCHEDULE FOR TOWER 3 IN-SITU WINDOW

DATE : 02-Aug-21 SCALE : 1:40

DRAWN BY : Ivan CHECKED BY :

WINDOW MARK	AW 01
LOCATION	3/F-42/F,4/F,13/F,14/F,24/F,34/F OMITTED) UNIT A15
SECTION	70mm ALUM. SECTION
GLAZING	EG1-1A
QUANTITY	35 Nos
REMARKS	FAÇADE(TYPE T3PF17 FOR 3/F-42/F)

UNITA 33 怡輝建築有限公司
MIDI ALUMINIUM FABRICATOR LTD.
Units 6-8, Sunray Industrial Centre, 1/F
610 Cho Kwai Ling Road, Kowloon
Tel:23489211-4 Fax:(852)2727666

DWG NO. : J856-SD-W-5306 REV : E

B.D. REF :

CLIENT :

SUN HUNG KAI
REAL ESTATE AGENCY LTD.

42/F, SUN HUNG KAI CENTRE, WANCHAI, HONGKONG

ARCHITECT :

lwk&partners
a r c h i t e c t s

MAIN CONTRACTOR :

怡輝建築有限公司
Yee Fai Building Contractors Ltd.

STRUCTURAL ENGINEER :

ARUP

FAÇADE CONSULTANT:

ALPHA CONSULTING LIMITED
Steel Structure & Façade Specialist

NOTE :

1. ALL DIMENSIONS ARE IN mm.
2. ALL ELEVATIONS ARE VIEWED FROM OUTSIDE.
3. ALL DIMENSIONS TO BE VERIFIED ON SITE BEFORE FABRICATION.

LEGEND :

(X1) --- DETAIL MARK NO.
(X001) --- REFER SHEET NO.

1. F.F.L. --- FINISHED FLOOR LEVEL
2. S.F.L. --- STRUCTURAL FLOOR LEVEL
3. (R) --- REVERSED DETAIL

4. GLASS LEGEND

EGL-1--8mmHS+12mm AIR GAP+10mmTP THK. I.G.U.
EGL-2--10mm THK. CLEAR TEMPERED GLASS
EGL-4--10mm THK. TEMPERED ACID ETCHED GLASS
EGL-1A-8mmHS+12mm AIR GAP+8mmTP THK. I.G.U.
BT1/BB1--FIXING DETAIL (DWG. NO. F001)
BB2--FIXING DETAIL (DWG. NO. F002)

JOB NO. : J-856

PROJECT : PROPOSED DEVELOPMENT ABOVE LIGHT RAIL TIN WING STOP-TSWTL NO.23,AREA 33,TIN SHUI WAI, N.T.

TITLE : WINDOW SCHEDULE FOR TOWER 3 IN-SITU WINDOW

DATE : 02-Aug-21 SCALE : 1:40

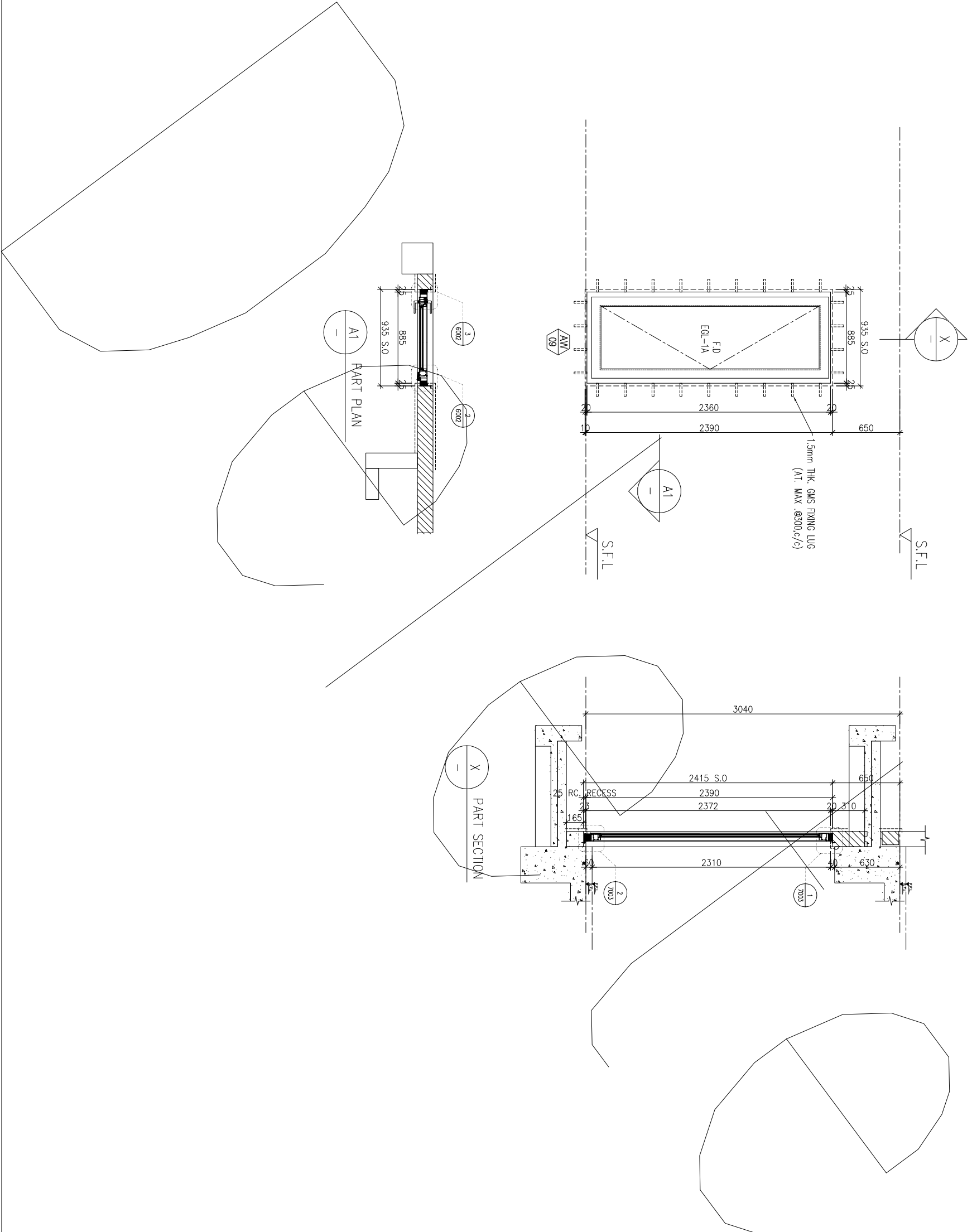
DRAWN BY : IYON CHECKED BY :

美特鋁質有限公司
MIDI ALUMINIUM FABRICATOR LTD.

Units 6-8, Sunray Industrial Centre, 1/F
610 Cho Kwo Ling Road, Kowloon
Tel:23489211-4 Fax:(852)2727666

DWG NO. : J856-SD-W-5307 REV. : C

ELEVATION



WINDOW MARK	AW 09
LOCATION	3/F-6/F&10/F-42/F(4/F,13/F,14/F,24/F,34/F OMITTED) UNIT B2
SECTION	70mm ALUM. SECTION
GLAZING	EGL-1A
QUANTITY	32 Nos
REMARKS	FAÇADE(TYPE T3PF18 FOR 3/F-42/F)

B.D. REF :

CLIENT :

SUN HUNG KAI
REAL ESTATE AGENCY LTD.
42/F, SUN HUNG KAI CENTRE, WANCHAI, HONGKONG

ARCHITECT :

lwk&partners
a r c h i t e c t s

MAIN CONTRACTOR :

怡輝建築有限公司
Yee Fai Building Contractors Ltd.

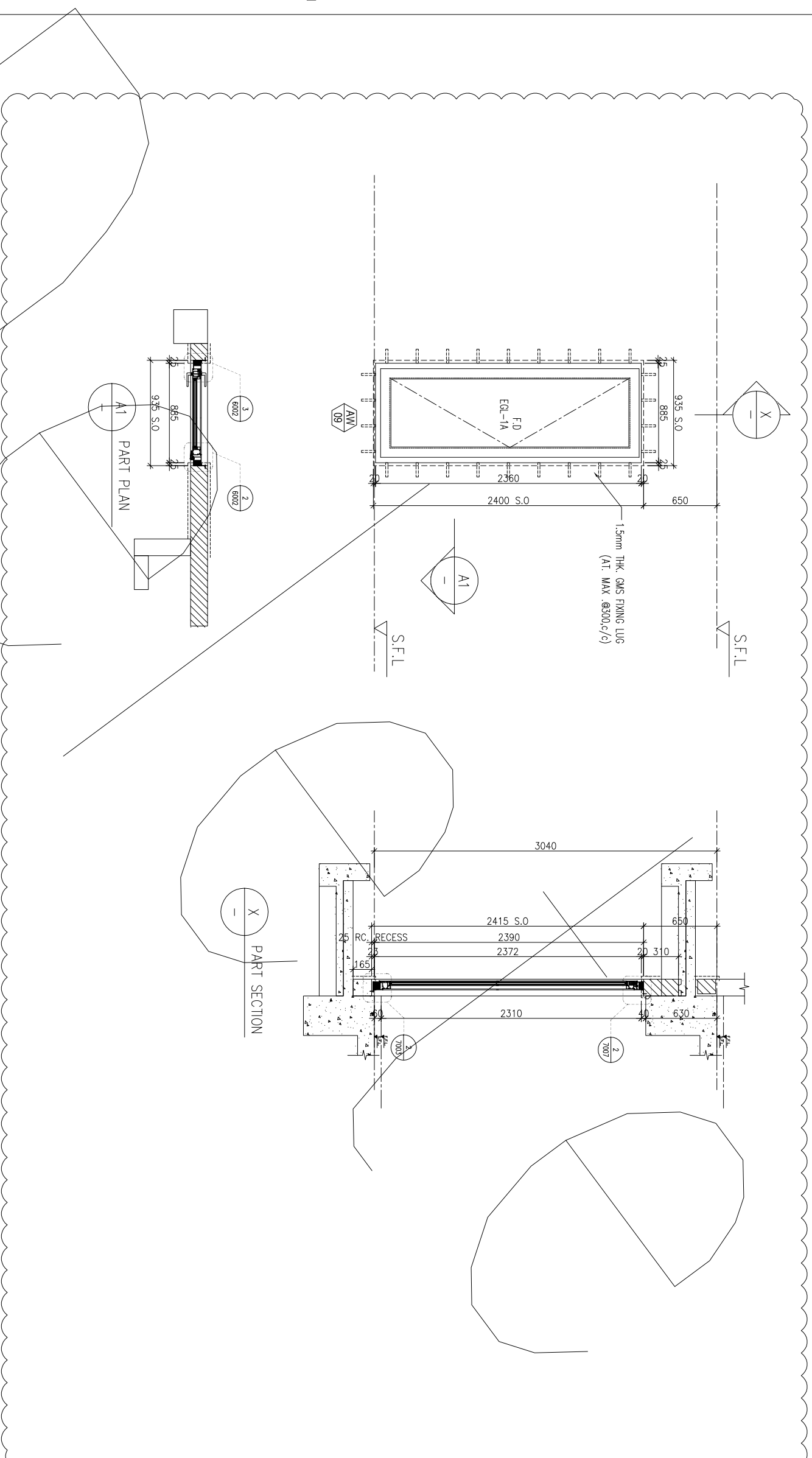
STRUCTURAL ENGINEER :

ARUP

FAÇADE CONSULTANT:

ALPHA CONSULTING LIMITED
Steel Structure & Façade Specialist

ELEVATION



NOTE:
1. ALL DIMENSIONS ARE IN mm.
2. ALL ELEVATIONS ARE VIEWED FROM OUTSIDE.
3. ALL DIMENSIONS TO BE VERIFIED ON SITE BEFORE FABRICATION.

LEGEND :

(X1) --- DETAIL MARK NO.
(X001) --- REFER SHEET NO.

1. F.F.L. --- FINISHED FLOOR LEVEL
2. S.F.L. --- STRUCTURAL FLOOR LEVEL
3. (R) --- REVERSED DETAIL

4. GLASS LEGEND

EGL-1--8mmHS+12mm AIR GAP+10mmTP THK. I.G.U.
EGL-2--10mm THK. CLEAR TEMPERED GLASS
EGL-4--10mm THK. TEMPERED ACID ETCHED GLASS
EGL-1A--8mmHS+12mm AIR GAP+8mmTP THK. I.G.U.
BT1/BB1--FIXING DETAIL (DWG. NO. F001)
BB2--FIXING DETAIL (DWG. NO. F002)

NO.	DATE	REVISION	SUBJECT TO ARCH-COMMENT	BY
C	22/06/2022	REVISION SUBJECT TO ARCH-COMMENT		ivan
B	10/11/2021	REVISION SUBJECT TO ARCH-COMMENT		ivan
A	10/11/2021	REVISION SUBJECT TO ARCH-COMMENT		ivan

JOB NO. : J-856

PROJECT : PROPOSED DEVELOPMENT ABOVE LIGHT RAIL TIN WING STOP-TSWTL NO.23,AREA 33,TIN SHUI WAI, N.T.

TITLE : WINDOW SCHEDULE FOR TOWER 3 IN-SITU WINDOW

DATE : 02-Aug-21 SCALE : 1:40

DRAWN BY : ivan CHECKED BY :

美特鋁質有限公司
MIDI ALUMINIUM FABRICATOR LTD.
Units 6-8, Sunray Industrial Centre, 1/F
610 Cho Kwai Ling Road, Kowloon
Tel:23489211-4 Fax:(852)2727666

DWG NO. : J856-SD-W-5308 REV. : C

WINDOW MARK	AW 09
LOCATION	7/F-9/F UNIT B2
SECTION	70mm ALUM. SECTION
GLAZING	EGL-1A
QUANTITY	3 Nos
REMARKS	FAÇADE(TYPE T3PF18 FOR 3/F-42/F)

B.D. REF :

CLIENT :

SUN HUNG KAI
REAL ESTATE AGENCY LTD.

42/F, SUN HUNG KAI CENTRE, WANCHAI, HONGKONG

ARCHITECT :

lwk&partners
a r c h i t e c t s

MAIN CONTRACTOR :

怡輝建築有限公司
Yee Fai Building Contractors Ltd.

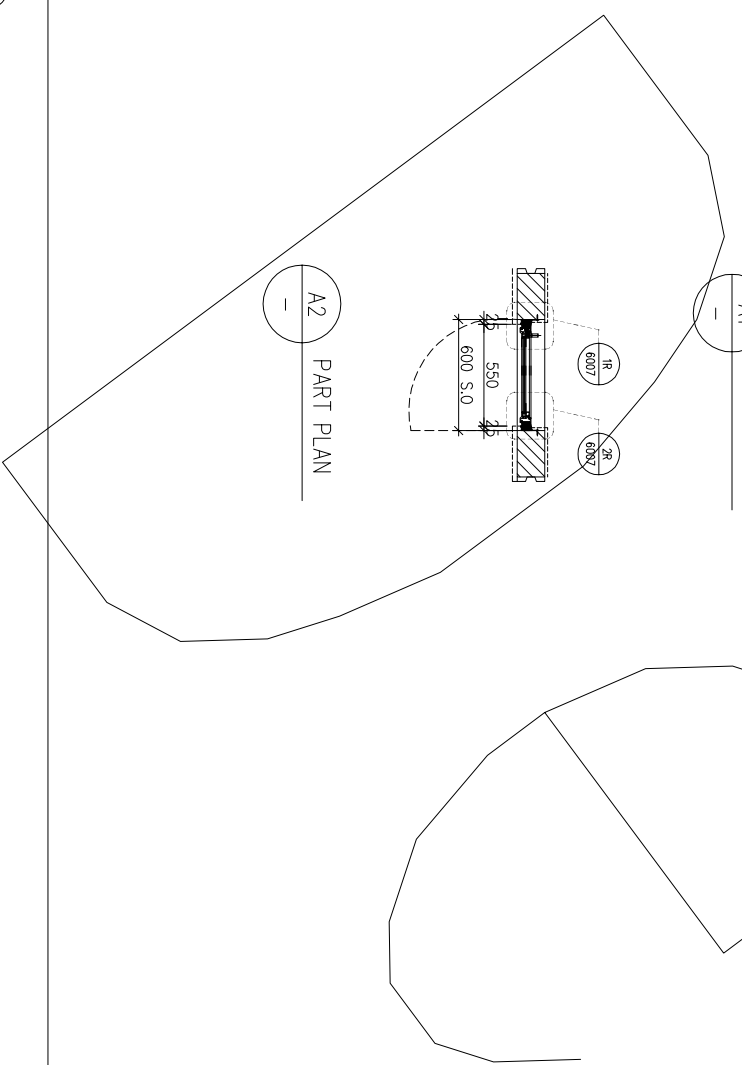
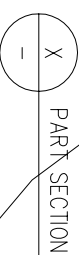
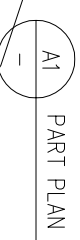
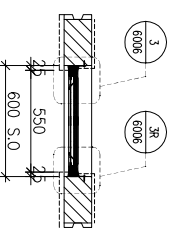
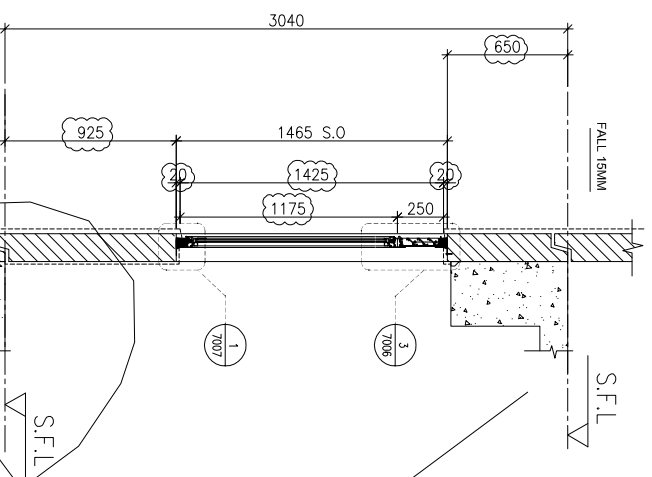
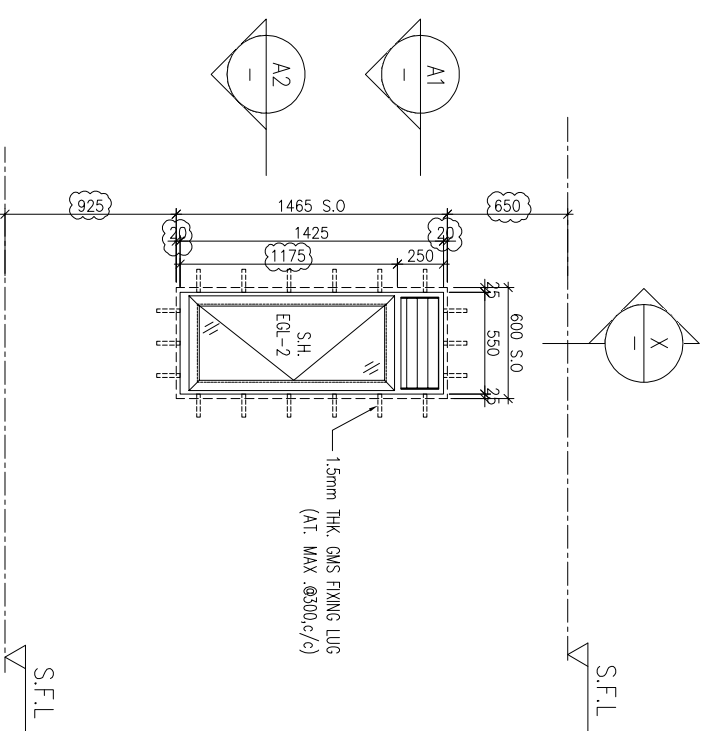
STRUCTURAL ENGINEER :

ARUP

FAÇADE CONSULTANT:

ALPHA CONSULTING LIMITED
Steel Structure & Façade Specialist

ELEVATION



WINDOW MARK	345/W
LOCATION	5/F-42/F(3/F,14/F,24/F,34/F OMITTED) UNIT A15
SECTION	50mm ALUM. SECTION
GLAZING	EQL-2
QUANTITY	34 Nos.
REMARKS	

NOTE :

1. ALL DIMENSIONS ARE IN mm.
2. ALL ELEVATIONS ARE VIEWED FROM OUTSIDE.
3. ALL DIMENSIONS TO BE VERIFIED ON SITE BEFORE FABRICATION.

LEGEND :

⊗ X1 --- DETAIL MARK NO.
⊗ X001 --- REFER SHEET NO.

1. F.F.L. --- FINISHED FLOOR LEVEL
2. S.F.L. --- STRUCTURAL FLOOR LEVEL
3. (R) --- REVERSED DETAIL

4. GLASS LEGEND

- EQL-1 --- 8mmHS+12mm AIR GAP+10mmTP THK. I.G.U.
- EQL-2 --- 10mm THK. CLEAR TEMPERED GLASS
- EQL-4 --- 10mm THK. TEMPERED ACID ETCHED GLASS
- EQL-1A --- 8mmHS+12mm AIR GAP+8mmTP THK. I.G.U.
- B11/BB1 --- FIXING DETAIL (DWG. NO. F001)
- BB2 --- FIXING DETAIL (DWG. NO. F002)

JOB NO. : J-856

PROJECT : PROPOSED DEVELOPMENT ABOVE LIGHT RAIL TIN WING STOP-TSWTL NO.23,AREA 33,TIN SHUI WAI, N.T.

TITLE : WINDOW SCHEDULE FOR TOWER 3 IN-SITU WINDOW

DATE : 06-Aug-21 SCALE : 1:40

DRAWN BY : IYVN CHECKED BY :

美特鋁質有限公司
MIDI ALUMINIUM FABRICATOR LTD.

Units 6-8, Sunray Industrial Centre, 1/F
610 Cho Kwai Ling Road, Kwai Tsou
Tel:23489211-4 Fax:(852)2727666

DWG NO. : J856-SD-W-5309 REV. : C

B.D. REF :

CLIENT :

SUN HUNG KAI
REAL ESTATE AGENCY LTD.

42/F, SUN HUNG KAI CENTRE, WANCHAI, HONGKONG

ARCHITECT :

lwk&partners
a r c h i t e c t s

MAIN CONTRACTOR :

怡輝建築有限公司
Yee Fai Building Contractors Ltd.

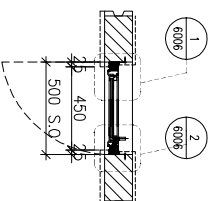
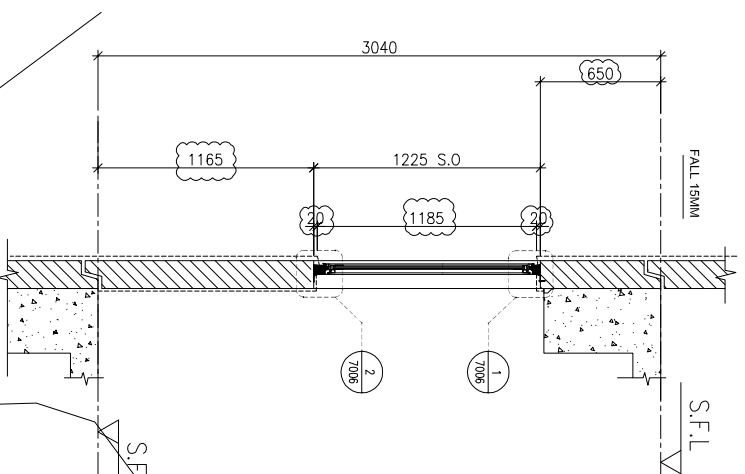
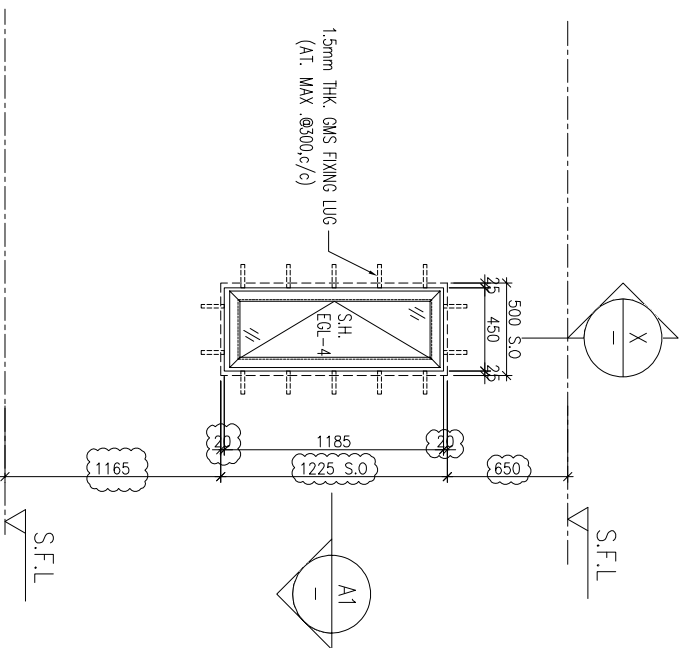
STRUCTURAL ENGINEER :

ARUP

FAÇADE CONSULTANT:


ALPHA CONSULTING LIMITED
Steel Structure & Façade Specialist

ELEVATION



A1 PART PLAN

X PART SECTION



WINDOW MARK	W 346
LOCATION	3/F-42/F(4/F,13/F,14/F,24/F,34/F OMITTED) UNIT B3
SECTION	50mm ALUM. SECTION
GLAZING	EGL-4
QUANTITY	35 Nos.
REMARKS	

NOTE :

1. ALL DIMENSIONS ARE IN mm.
2. ALL ELEVATIONS ARE VIEWED FROM OUTSIDE.
3. ALL DIMENSIONS TO BE VERIFIED ON SITE BEFORE FABRICATION.

LEGEND :

(X1) --- DETAIL MARK NO.
(X001) --- REFER SHEET NO.

1. F.F.L. --- FINISHED FLOOR LEVEL
2. S.F.L. --- STRUCTURAL FLOOR LEVEL
3. (R) --- REVERSED DETAIL

4. GLASS LEGEND

- EGL-1 --- 6mmHS+12mm AIR GAP+10mmTP THK. I.G.U.
- EGL-2 --- 10mm THK. CLEAR TEMPERED GLASS
- EGL-4 --- 10mm THK. TEMPERED ACID ETCHED GLASS
- EGL-1A --- 6mmHS+12mm AIR GAP+8mmTP THK. I.G.U.
- BT1/BB1 --- FIXING DETAIL (DWG. NO. F001)
- BB2 --- FIXING DETAIL (DWG. NO. F002)

JOB NO. : J-856

PROJECT : PROPOSED DEVELOPMENT ABOVE LIGHT RAIL TIN WING STOP-TSWTL NO.23,AREA 33,TIN SHUI WAI, N.T.

TITLE : WINDOW SCHEDULE FOR TOWER 3 IN-SITU WINDOW

DATE : 06-Aug-21 SCALE : 1:40

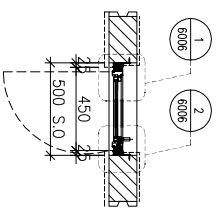
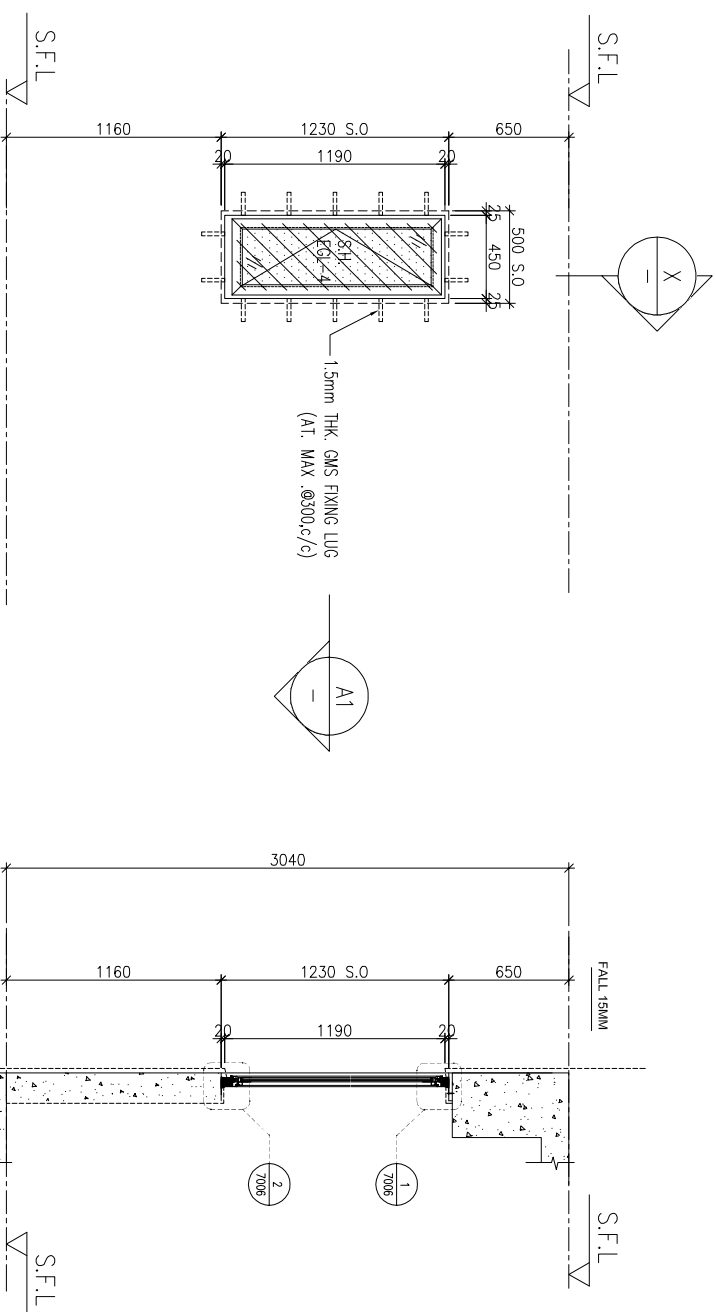
DRAWN BY : IYON CHECKED BY :

美特鋁質有限公司
MIDI ALUMINIUM FABRICATOR LTD.

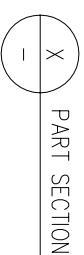
Units 6-8, Sunray Industrial Centre, 1/F
610 Cho Kwai Ling Road, Kowloon
Tel:23489211-4 Fax:(852)2727666

DWG NO. : J856-SD-W-5310 REV. : C

PROVIDED	REQUIRE
OPENABLE AREA 0.389	GLAZING AREA 0.306
	OPENABLE AREA GLAZING AREA



PART PLAN
A1



ELEVATION

WINDOW MARK	AW Obd	AW Obd
LOCATION	3/F-42/F(4/F,13/F,14/F,24/F,34/F OMITTED) UNIT B1	3/F-42/F(4/F,13/F,14/F,24/F,34/F OMITTED) UNIT B3
SECTION	50mm ALUM. SECTION	50mm ALUM. SECTION
GLAZING	EGL-4	EGL-4
QUANTITY	35 Nos.	35 Nos.
REMARKS	50mm ALUM. WINDOW SECTION, 4 BAR HINGE-UP HING (HHMS-N14)	

B.D. REF :

CLIENT :

SUN HUNG KAI
REAL ESTATE AGENCY LTD.
42/F, SUN HUNG KAI CENTRE, WANCHAI, HONGKONG

ARCHITECT :

lwk&partners
a r c h i t e c t s

MAIN CONTRACTOR :

Yee Fai 怡輝建築有限公司
Building Contractors Ltd.

STRUCTURAL ENGINEER :

ARUP

FAÇADE CONSULTANT:

ALPHA CONSULTING LIMITED
Steel Structure & Façade Specialist

- NOTE :
1. ALL DIMENSIONS ARE IN mm.
 2. ALL ELEVATIONS ARE VIEWED FROM OUTSIDE.
 3. ALL DIMENSIONS TO BE VERIFIED ON SITE BEFORE FABRICATION.

LEGEND :

(X1) — DETAIL MARK NO.
(X001) — REFER SHEET NO.

1. F.F.L. --- FINISHED FLOOR LEVEL
2. S.F.L. --- STRUCTURAL FLOOR LEVEL
3. (R) --- REVERSED DETAIL

4. GLASS LEGEND

- EGL-1 --- 6mmHS+12mm AIR GAP+10mmTP THK. I.G.U.
EGL-2 --- 10mm THK. CLEAR TEMPERED GLASS
EGL-4 --- 10mm THK. TEMPERED ACID ETCHED GLASS
EGL-1A --- 6mmHS+12mm AIR GAP+8mmTP THK. I.G.U.
BT1/BB1 --- FIXING DETAIL (DWG. NO. F001)
BB2 --- FIXING DETAIL (DWG. NO. F002)

NO.	DATE	REVISION SUBJECT TO ARCH-COMMENT	BY
D	28/07/2022	REVISION SUBJECT TO ARCH-COMMENT	lwk
C	22/06/2022	REVISION SUBJECT TO ARCH-COMMENT	lwk
B	24/11/2021	REVISION SUBJECT TO ARCH-COMMENT	lwk
A	10/11/2021	REVISION SUBJECT TO ARCH-COMMENT	lwk

JOB NO. : J-856

PROJECT : PROPOSED DEVELOPMENT ABOVE LIGHT RAIL TIN WING STOP-TSWTL NO.23,AREA 33,TIN SHUI WAI, N.T.

TITLE : WINDOW SCHEDULE FOR TOWER 3 IN-SITU WINDOW

DATE : 06-Aug-21 SCALE : 1:40

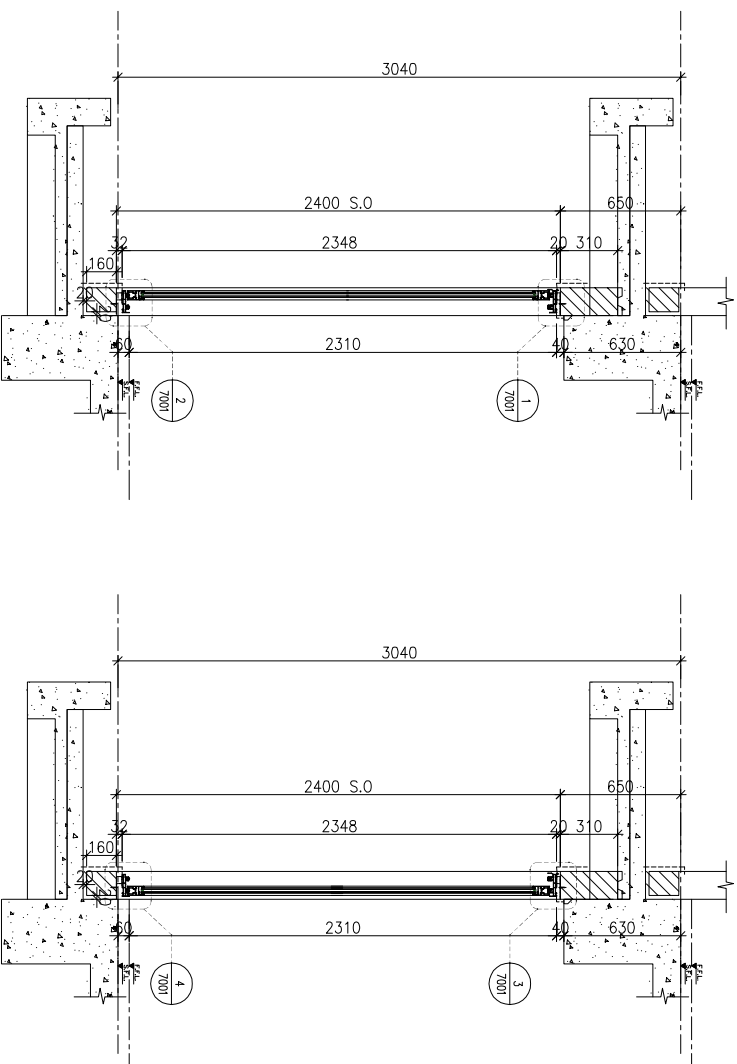
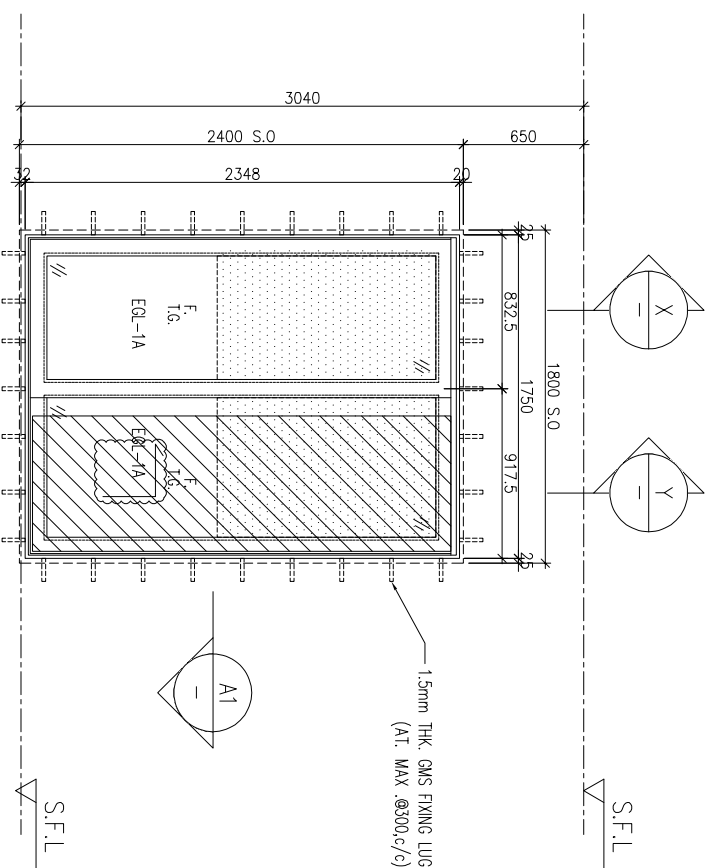
DRAWN BY : lwnn CHECKED BY :

美特鋁質有限公司
MIDI ALUMINIUM FABRICATOR LTD.
Units 6-8, Sunray Industrial Centre, 1/F
610 Cho Kwai Ling Road, Kwailoon
Tel:23489211-4 Fax:(852)2727666

DWG NO. : J856-SD-W-5311 REV. : D

PROVIDED	GLAZING AREA	OPENABLE AREA	GLAZING AREA
1.657	1.681		

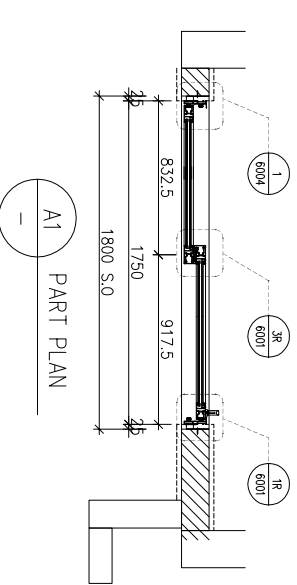
REQUIRED



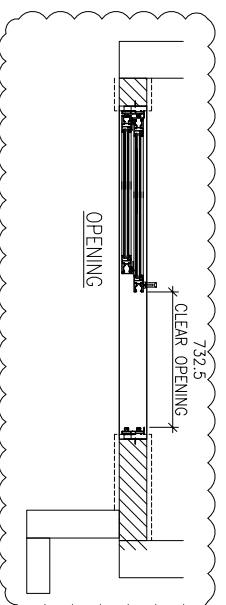
ELEVATION

PART SECTION X

PART SECTION Y



PART PLAN A1



WINDOW MARK	AM 05
LOCATION	3/F-42/F(4/F,13/F,14/F,24/F,34/F OMITTED) UNIT A1,A7,A8
SECTION	70mm ALUM. SECTION
GLAZING	EGL-1A
QUANTITY	35 Nos./35 Nos./35 Nos
REMARKS	FAÇADE(TYPE T3PF07 FOR 3/F-42/F)

B.D. REF :

CLIENT :

SUN HUNG KAI
REAL ESTATE AGENCY LTD.
42/F SUN HUNG KAI CENTRE, WANCHAI, HONGKONG

ARCHITECT :

lwk&partners
a r c h i t e c t s

MAIN CONTRACTOR :

怡輝建築有限公司
Yee Fai Building Contractors Ltd.

STRUCTURAL ENGINEER :

ARUP

FAÇADE CONSULTANT :

ALPHA CONSULTING LIMITED
Steel Structure & Façade Specialist

- NOTE :
1. ALL DIMENSIONS ARE IN mm.
 2. ALL ELEVATIONS ARE VIEWED FROM OUTSIDE.
 3. ALL DIMENSIONS TO BE VERIFIED ON SITE BEFORE FABRICATION.

LEGEND :

- (X1) --- DETAIL MARK NO.
- (X001) --- REFER SHEET NO.

1. F.F.L. --- FINISHED FLOOR LEVEL
2. S.F.L. --- STRUCTURAL FLOOR LEVEL
3. (R) --- REVERSED DETAIL

4. GLASS LEGEND
- EGL-1 --- 8mmHS+12mm AIR GAP+10mmTP THK. I.G.U.
- EGL-2 --- 10mm THK. CLEAR TEMPERED GLASS
- EGL-4 --- 10mm THK. TEMPERED ACID ETCHED GLASS
- EGL-1A --- 8mmHS+12mm AIR GAP+8mmTP THK. I.G.U.
- BT1/BB1 --- FIXING DETAIL (DWG. NO. F001)
- BB2 --- FIXING DETAIL (DWG. NO. F002)

NO.	DATE	REVISION	SUBJECT TO ARCH-COMMENT	BY
0	26/08/2022	REVISION SUBJECT TO ARCH-COMMENT		hwn
C	28/07/2022	REVISION SUBJECT TO ARCH-COMMENT		hwn
B	13/01/2022	REVISION SUBJECT TO ARCH-COMMENT		hwn
A	23/11/2021	REVISION SUBJECT TO ARCH-COMMENT		hwn

JOB NO. : J-856

PROJECT :
PROPOSED DEVELOPMENT ABOVE
LIGHT RAIL TIN WING STOP-TSWTL
NO.23,AREA 33,TIN SHUI WAI, N.T.

TITLE :
WINDOW SCHEDULE FOR
TOWER 3 IN-SITU WINDOW

DATE : 02-Aug-21 SCALE : 1:40

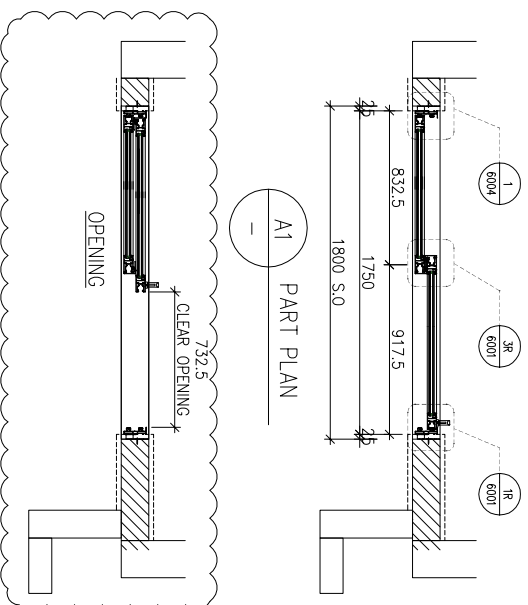
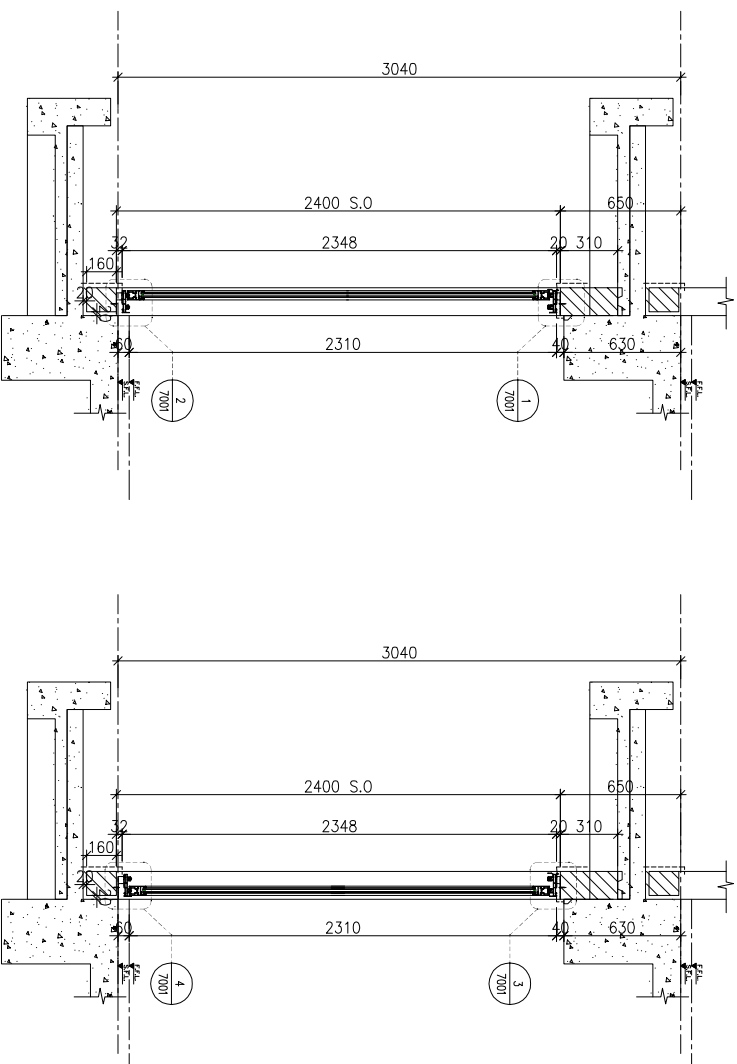
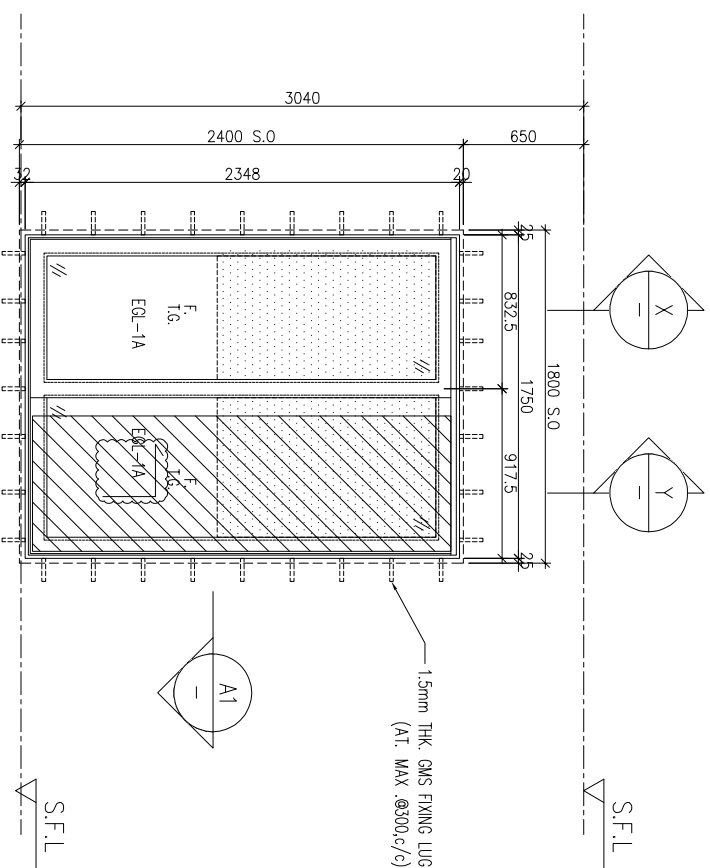
DRAWN BY : IYON CHECKED BY :

美特鋁質有限公司
MIDI ALUMINUM FABRICATOR LTD.
Units 6-8, Sunray Industrial Centre, 1/F
610 Cho Kwai Ling Road, Kwai Tsoum
Tel:23489211-4 Fax:(852)2727666

DWG NO. : J856-SD-W-5312 REV. : 0

PROVIDED	GLAZING AREA	OPENABLE AREA	GLAZING AREA
	1.657	1.681	

REQUIRED



B.D. REF : _____

CLIENT : **SUN HUNG KAI**
REAL ESTATE AGENCY LTD.
42/F, SUN HUNG KAI CENTRE, WANCHAI, HONGKONG

ARCHITECT : **lwk&partners**
a r c h i t e c t s

MAIN CONTRACTOR : **怡輝建築有限公司**
Yee Fai Building Contractors Ltd.

STRUCTURAL ENGINEER : **ARUP**

FAÇADE CONSULTANT : **ALPHA CONSULTING LIMITED**
Steel Structure & Façade Specialist

NOTE :

1. ALL DIMENSIONS ARE IN mm.
2. ALL ELEVATIONS ARE VIEWED FROM OUTSIDE.
3. ALL DIMENSIONS TO BE VERIFIED ON SITE BEFORE FABRICATION.

LEGEND :

(X1) --- DETAIL MARK NO.
(X001) --- REFER SHEET NO.

1. F.F.L. --- FINISHED FLOOR LEVEL
2. S.F.L. --- STRUCTURAL FLOOR LEVEL
3. (R) --- REVERSED DETAIL

4. GLASS LEGEND

EQ-1 --- 8mmHS+12mm AIR GAP+10mmTP THK. I.G.U.
EQ-2 --- 10mm THK. CLEAR TEMPERED GLASS
EQ-4 --- 10mm THK. TEMPERED ACID ETCHED GLASS
EQ-1A --- 8mmHS+12mm AIR GAP+8mmTP THK. I.G.U.
BT1/BB1 --- FIXING DETAIL (DWG. NO. F001)
BB2 --- FIXING DETAIL (DWG. NO. F002)

NO.	DATE	REVISION	SUBJECT TO ARCH-COMMENT	BY
0	26/08/2022	REVISION SUBJECT TO ARCH-COMMENT		hwn
C	28/07/2022	REVISION SUBJECT TO ARCH-COMMENT		hwn
B	13/01/2022	REVISION SUBJECT TO ARCH-COMMENT		hwn
A	23/11/2021	REVISION SUBJECT TO ARCH-COMMENT		hwn

JOB NO. : J-856

PROJECT : PROPOSED DEVELOPMENT ABOVE LIGHT RAIL TIN WING STOP-TSMTL NO.23,AREA 33,TIN SHUI WAI, N.T.

TITLE : WINDOW SCHEDULE FOR TOWER 3 IN-SITU WINDOW

DATE : 02-Aug-21 SCALE : 1:40

DRAWN BY : ivon CHECKED BY :

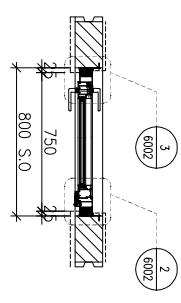
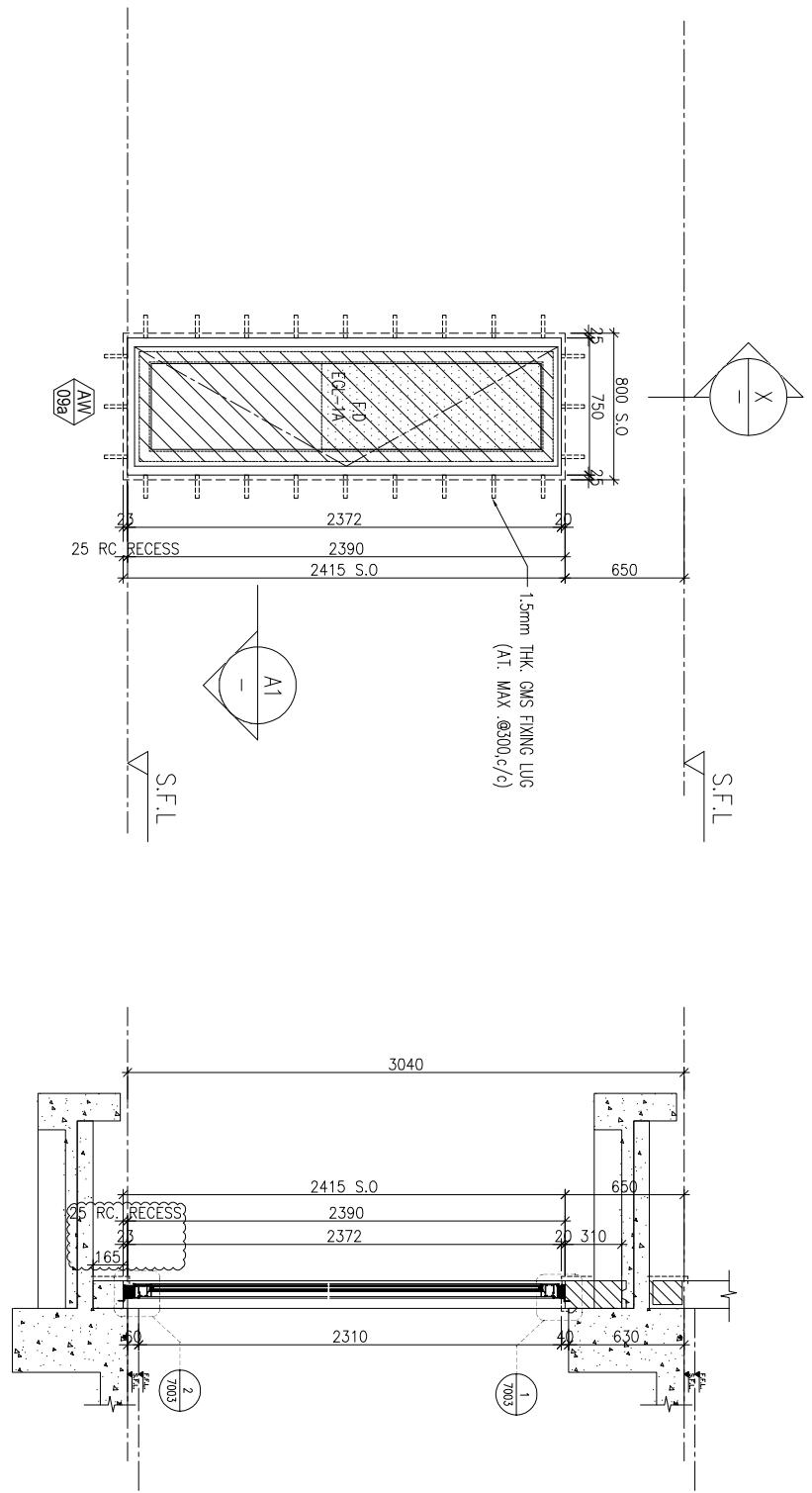
WINDOW MARK	AM 05
LOCATION	3/F-42/F(4/F,13/F,14/F,24/F,34/F OMITTED) UNIT B2, B10
SECTION	70mm ALUM. SECTION
GLAZING	EGL-1A
QUANTITY	35 Nos/ 35 Nos
REMARKS	FAÇADE(TYPE T3PF11 FOR 3/F-42/F)

UNITA 6-8 Sunray Industrial Centre, 1/F
610 Cho Kwai Ling Road, Kowloon
Tel:23489211-4 Fax:(852)27275666

美特鋁質有限公司
MIDI ALUMINIUM FABRICATOR LTD.

DWG NO. : J856-SD-W-5313 REV : D

PROVIDED		REQUIRE	
OPENABLE AREA	GLAZING AREA	OPENABLE AREA	GLAZING AREA
1.357	0.561		



X PART SECTION

ELEVATION

WINDOW MARK	AM 09d
LOCATION	3/F UNIT A15.B3
SECTION	70mm ALUM. SECTION
GLAZING	EGL-2
QUANTITY	1Nos. / 1Nos.
REMARKS	

B.D. REF :

CLIENT :

SUN HUNG KAI
REAL ESTATE AGENCY LTD.
42/F SUN HUNG KAI CENTRE, WANCHAI, HONGKONG

ARCHITECT :
lwk&partners
a r c h i t e c t s

MAIN CONTRACTOR :
怡輝建築有限公司
Yeek Fai Building Contractors Ltd.

STRUCTURAL ENGINEER :
ARUP

FAÇADE CONSULTANT:
ALPHA CONSULTING LIMITED
Steel Structure & Façade Specialist

NOTE:
1. ALL DIMENSIONS ARE IN mm.
2. ALL ELEVATIONS ARE VIEWED FROM OUTSIDE.
3. ALL DIMENSIONS TO BE VERIFIED ON SITE BEFORE FABRICATION.
LEGEND:
X1 ——— DETAIL MARK NO.
X001 ——— REFER SHEET NO.

1. F.F.L. --- FINISHED FLOOR LEVEL
2. S.F.L. --- STRUCTURAL FLOOR LEVEL
3. (R) --- REVERSED DETAIL
4. GLASS LEGEND
EGL-1 -- 6mmHS+12mm AIR GAP+10mmTP THK. I.G.U.
EGL-2 -- 10mm THK. CLEAR TEMPERED GLASS
EGL-4 -- 10mm THK. TEMPERED ACID ETCHED GLASS
EGL-1A -- 6mmHS+12mm AIR GAP+8mmTP THK. I.G.U.
BT1/BB1 -- FIXING DETAIL (DWG. NO. F001)
BB2 -- FIXING DETAIL (DWG. NO. F002)

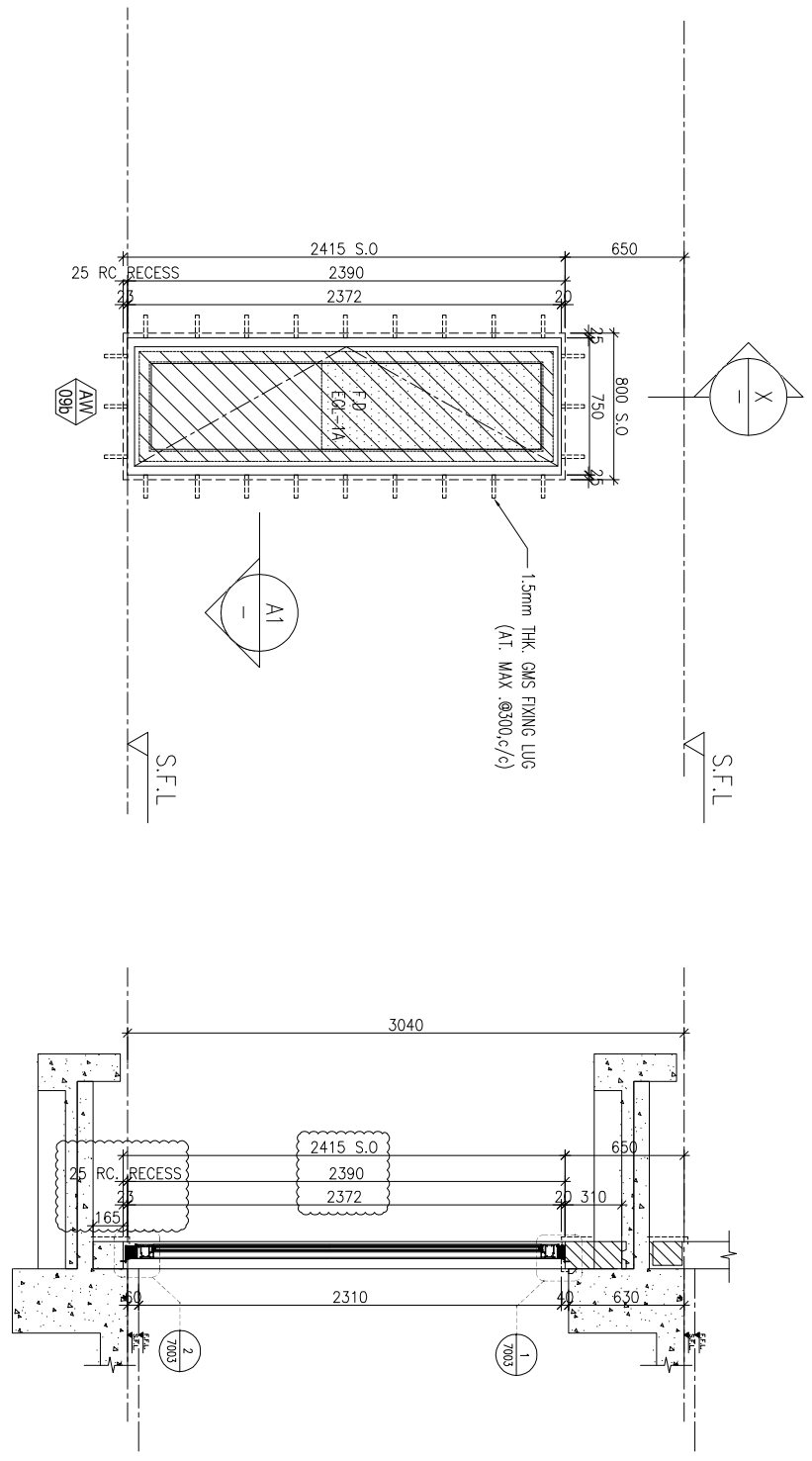
NO.	DATE	REVISION SUBJECT TO ARCH-COMMENT	BY
D	11/07/2022	REVISION SUBJECT TO ARCH-COMMENT	hwn
C	22/06/2022	REVISION SUBJECT TO ARCH-COMMENT	hwn
B	13/07/2022	REVISION SUBJECT TO ARCH-COMMENT	hwn
A	10/11/2021	REVISION SUBJECT TO ARCH-COMMENT	hwn

JOB NO. : J-856
PROJECT : PROPOSED DEVELOPMENT ABOVE LIGHT RAIL TIN WING STOP-TSWTL NO.23,AREA 33,TIN SHUI WAI, N.T.
TITLE : WINDOW SCHEDULE FOR TOWER 3 IN-SITU WINDOW

DATE : 06-Aug-21 SCALE : 1:40
DRAWN BY : IYVN CHECKED BY :

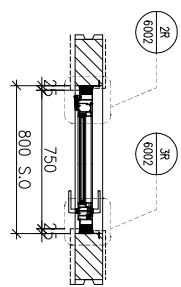
美特鋁質有限公司
MIDI ALUMINIUM FABRICATOR LTD.
Units 6-8, Sunray Industrial Centre, 1/F
610 Cho Kwai Ling Road, Kwai Moon
Tel:23489211-4 Fax:(852)2727666
DWG NO. : J856-SD-W-5314 REV : D

PROVIDED	REQUIRE
OPENABLE AREA 1.357	OPENABLE AREA 0.561
GLAZING AREA	GLAZING AREA



ELEVATION

WINDOW MARK	AM 09b
LOCATION	3/F UNIT B1,B8,B9
SECTION	70mm ALUM. SECTION
GLAZING	EGL-1A
QUANTITY	1Nos. / 1Nos. / 1Nos.
REMARKS	



PART SECTION

B.D. REF :																					
CLIENT :	SUN HUNG KAI REAL ESTATE AGENCY LTD. 42/F SUN HUNG KAI CENTRE, WANCHAI, HONGKONG																				
ARCHITECT :	lwk&partners a r c h i t e c t s																				
MAIN CONTRACTOR :	怡輝建築有限公司 Yee Fai Building Contractors Ltd.																				
STRUCTURAL ENGINEER :	ARUP ALPHA CONSULTING LIMITED Steel Structure & Facade Specialist																				
FAÇADE CONSULTANT:																					
NOTE :	1. ALL DIMENSIONS ARE IN mm. 2. ALL ELEVATIONS ARE VIEWED FROM OUTSIDE. 3. ALL DIMENSIONS TO BE VERIFIED ON SITE BEFORE FABRICATION.																				
LEGEND :	(X1) --- DETAIL MARK NO. (X001) --- REFER SHEET NO. 1. F.F.L. --- FINISHED FLOOR LEVEL 2. S.F.L. --- STRUCTURAL FLOOR LEVEL 3. (R) --- REVERSED DETAIL 4. GLASS LEGEND EGL-1 --- 6mmHS+12mm AIR GAP+10mmTP THK. IGLU EGL-2 --- 10mm THK. CLEAR TEMPERED GLASS EGL-4 --- 10mm THK. TEMPERED ACID ETCHED GLASS EGL-1A --- 6mmHS+12mm AIR GAP+8mmTP THK. IGLU B1/B8/B9 --- FIXING DETAIL (DWG. NO. F001) B82 --- FIXING DETAIL (DWG. NO. F002)																				
JOB NO. :	J-856																				
PROJECT :	PROPOSED DEVELOPMENT ABOVE LIGHT RAIL TIN WING STOP/TSWTL NO.23,AREA 33,TIN SHUI WAI, N.T.																				
TITLE :	WINDOW SCHEDULE FOR TOWER 3 IN-SITU WINDOW																				
DATE :	06-Aug-21																				
SCALE :	1:40																				
DRAWN BY :	Ivan																				
CHECKED BY :																					
NO. DATE	<table border="1"> <tr> <th>NO.</th> <th>DATE</th> <th>REVISION</th> <th>SUBJECT TO ARCH-COMMENT</th> <th>BY</th> </tr> <tr> <td>C</td> <td>11/07/2022</td> <td>REVISION SUBJECT TO ARCH-COMMENT</td> <td></td> <td>Ivan</td> </tr> <tr> <td>B</td> <td>13/01/2022</td> <td>REVISION SUBJECT TO ARCH-COMMENT</td> <td></td> <td>Ivan</td> </tr> <tr> <td>A</td> <td>10/11/2021</td> <td>REVISION SUBJECT TO ARCH-COMMENT</td> <td></td> <td>Ivan</td> </tr> </table>	NO.	DATE	REVISION	SUBJECT TO ARCH-COMMENT	BY	C	11/07/2022	REVISION SUBJECT TO ARCH-COMMENT		Ivan	B	13/01/2022	REVISION SUBJECT TO ARCH-COMMENT		Ivan	A	10/11/2021	REVISION SUBJECT TO ARCH-COMMENT		Ivan
NO.	DATE	REVISION	SUBJECT TO ARCH-COMMENT	BY																	
C	11/07/2022	REVISION SUBJECT TO ARCH-COMMENT		Ivan																	
B	13/01/2022	REVISION SUBJECT TO ARCH-COMMENT		Ivan																	
A	10/11/2021	REVISION SUBJECT TO ARCH-COMMENT		Ivan																	
DWG NO. :	J856-SD-W-5315																				
REV. :	C																				

美特鋁質有限公司
MIDI ALUMINUM FABRICATOR LTD.
 Units 6-8, Sunray Industrial Centre, 1/F
 610 Cho Kwo Ling Road, Kwai Moon
 Tel:23489211-4 Fax:(852)2727666

B.D. REF :

CLIENT :

SUN HUNG KAI
REAL ESTATE AGENCY LTD.

42/F, SUN HUNG KAI CENTRE, WANCHAI, HONGKONG

ARCHITECT :

lwk&partners
a r c h i t e c t s

MAIN CONTRACTOR :

怡輝建築有限公司
Yee Fai Building Contractors Ltd.

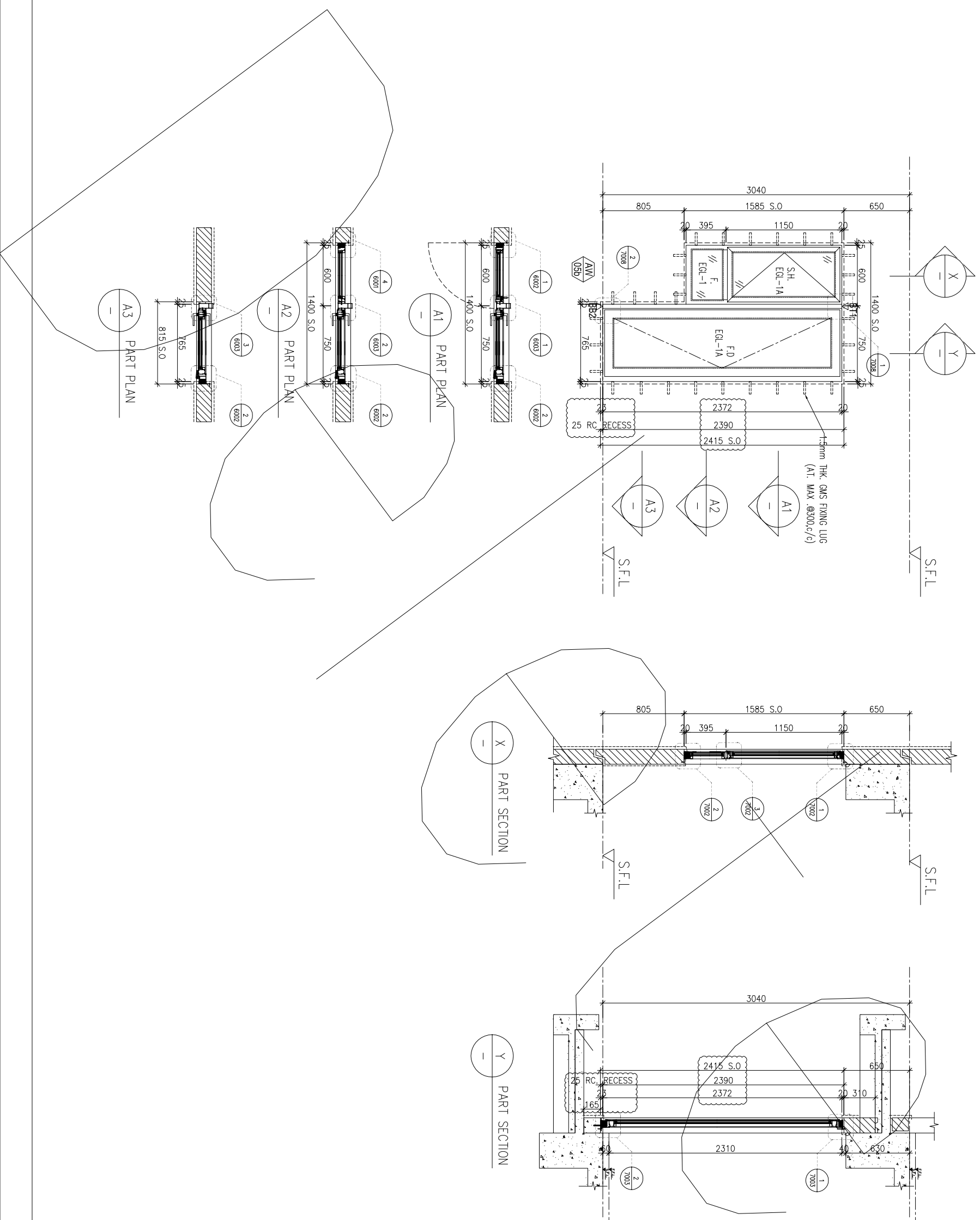
STRUCTURAL ENGINEER :

ARUP
ALPHA CONSULTING LIMITED
Steel Structure & Façade Specialist

FAÇADE CONSULTANT :

ALPHA CONSULTING LIMITED
Steel Structure & Façade Specialist

ELEVATION



- NOTE :
1. ALL DIMENSIONS ARE IN mm.
 2. ALL ELEVATIONS ARE VIEWED FROM OUTSIDE.
 3. ALL DIMENSIONS TO BE VERIFIED ON SITE BEFORE FABRICATION.

LEGEND :

- (X1) --- DETAIL MARK NO.
- (X001) --- REFER SHEET NO.
- 1. F.F.L. --- FINISHED FLOOR LEVEL
- 2. S.F.L. --- STRUCTURAL FLOOR LEVEL
- 3. (R) --- REVERSED DETAIL

4. GLASS LEGEND
- EQL-1 --- 8mmHS+12mm AIR GAP+10mmTP THK. I.G.U.
 - EQL-2 --- 10mm THK. CLEAR TEMPERED GLASS
 - EQL-4 --- 10mm THK. TEMPERED ACID ETCHED GLASS
 - EQL-1A --- 8mmHS+12mm AIR GAP+8mmTP THK. I.G.U.
 - B11/BB1 --- FIXING DETAIL (DWG. NO. F001)
 - BB2 --- FIXING DETAIL (DWG. NO. F002)

NO.	DATE	REVISION	SUBJECT TO ARCH-COMMENT	BY
B	13/01/2022	REVISION SUBJECT TO ARCH-COMMENT		ivan
A	13/01/2022	REVISION SUBJECT TO ARCH-COMMENT		ivan

JOB NO. : J-856

PROJECT :
PROPOSED DEVELOPMENT ABOVE
LIGHT RAIL TIN WING STOP-TSWTL
NO.23,AREA 33,TIN SHUI WAI, N.T.

TITLE :
WINDOW SCHEDULE FOR
TOWER 3 IN-SITU WINDOW

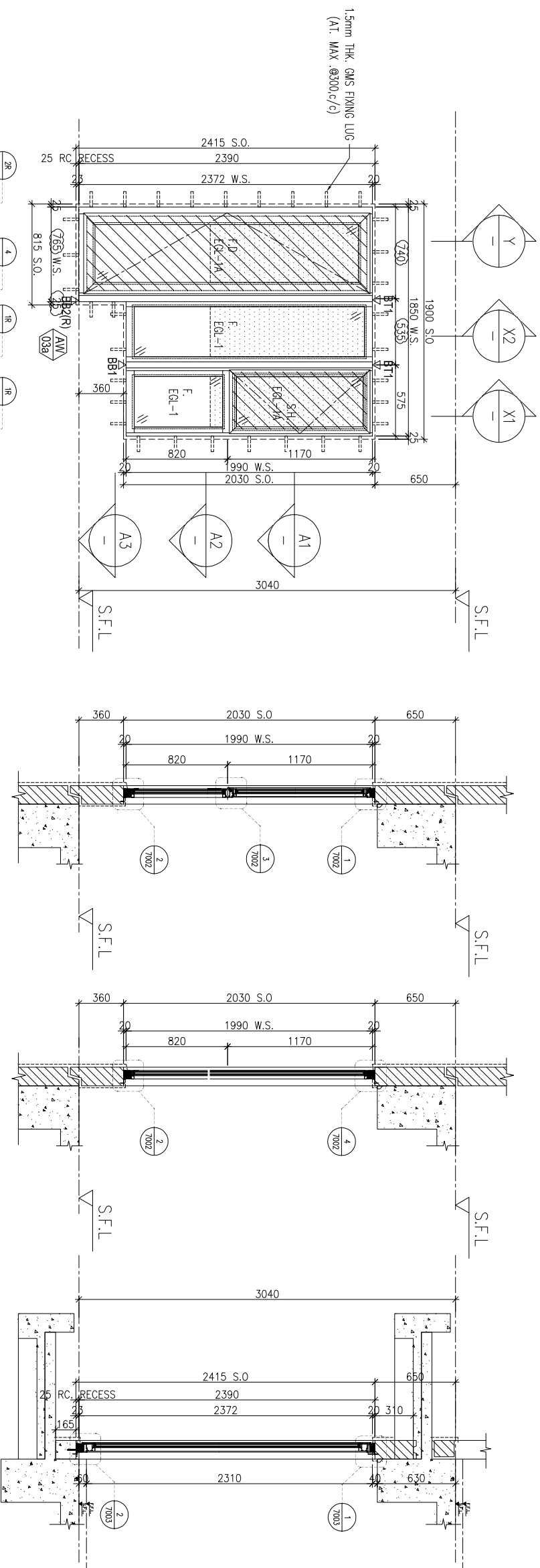
DATE : 02-Aug-21 SCALE : 1:40
DRAWN BY : ivan CHECKED BY :

美特鋁質有限公司
MIDI ALUMINIUM FABRICATOR LTD.
Units 6-8, Sunray Industrial Centre, 1/F
610 Cho Kwai Ling Road, Kowloon
Tel:23489211-4 Fax:(852)2727666
DWG NO. : J856-SD-W-5316 REV. : B

WINDOW MARK	AM 05b
LOCATION	3/F UNIT A15 MBR
SECTION	70mm ALUM. SECTION
GLAZING	EGL-1/EGL-1A
QUANTITY	1 Nos
REMARKS	

PROVIDED	OPENABLE AREA	GLAZING AREA	OPENABLE AREA	GLAZING AREA
	1.884	1.521		

REQUIRE



ELEVATION

WINDOW MARK	AW 03d
LOCATION	3/F UNIT A15 MBR
SECTION	70mm ALUM. SECTION
GLAZING	EGL-1/EGL-1A
QUANTITY	1 Nos
REMARKS	70mm ALUM. WINDOW SECTION , 4 BAR HINGE-LIP HING (HHMS-N14)

B.D. REF :

CLIENT :

SUN HUNG KAI
REAL ESTATE AGENCY LTD.
42/F SUN HUNG KAI CENTRE, WANCHAI, HONGKONG

ARCHITECT :

lwk&partners
a r c h i t e c t s

MAIN CONTRACTOR :

Yee Fai 怡輝建築有限公司
Building Contractors Ltd.

STRUCTURAL ENGINEER :

ARUP
ALPHA CONSULTING LIMITED
Steel Structure & Facade Specialist

FAÇADE CONSULTANT :

ARUP
ALPHA CONSULTING LIMITED
Steel Structure & Facade Specialist

- NOTE :
1. ALL DIMENSIONS ARE IN mm.
 2. ALL ELEVATIONS ARE VIEWED FROM OUTSIDE.
 3. ALL DIMENSIONS TO BE VERIFIED ON SITE BEFORE FABRICATION.

LEGEND :

(X1) --- DETAIL MARK NO.
(X001) --- REFER SHEET NO.

1. F.F.L. --- FINISHED FLOOR LEVEL
2. S.F.L. --- STRUCTURAL FLOOR LEVEL
3. (R) --- REVERSED DETAIL

4. GLASS LEGEND

EGL-1 --- 8mmHS+12mm AIR GAP+10mmTP THK. I.G.U.
EGL-2 --- 10mm THK. CLEAR TEMPERED GLASS
EGL-4 --- 10mm THK. TEMPERED ACID ETCHED GLASS
EGL-1A --- 8mmHS+12mm AIR GAP+8mmTP THK. I.G.U.
BT1/BB1 --- FIXING DETAIL (DWG. NO. F001)
BB2 --- FIXING DETAIL (DWG. NO. F002)

NO.	DATE	REVISION	SUBJECT TO ARCH-COMMENT	BY
C	11/7/2022	REVISION SUBJECT TO ARCH-COMMENT		hwn
B	21/6/2022	REVISION SUBJECT TO ARCH-COMMENT		hwn
A	23/11/2021	REVISION SUBJECT TO ARCH-COMMENT		hwn

JOB NO. : J-856

PROJECT : PROPOSED DEVELOPMENT ABOVE LIGHT RAIL TIN WING STOP-TSWTL NO.23,AREA 33,TIN SHUI WAI, N.T.

TITLE : WINDOW SCHEDULE FOR TOWER 3 IN-SITU WINDOW

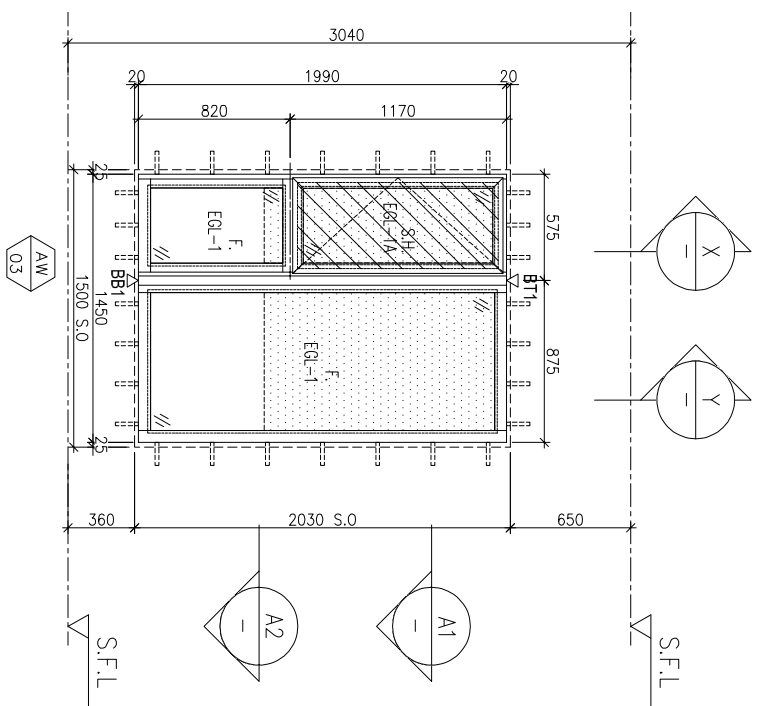
DATE : 02-Aug-21 SCALE : 1:40

DRAWN BY : IYVN CHECKED BY :

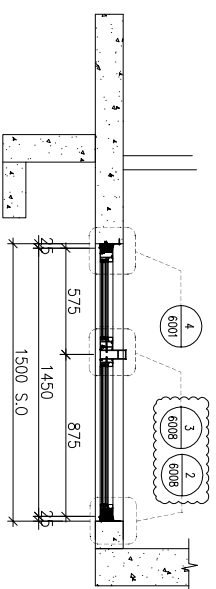
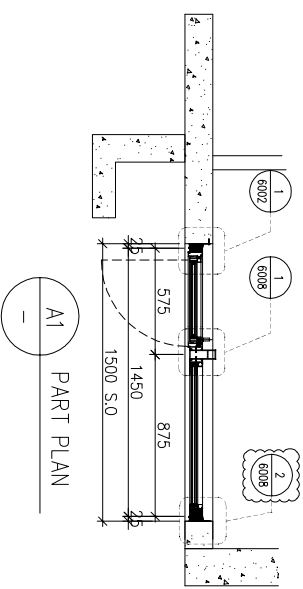
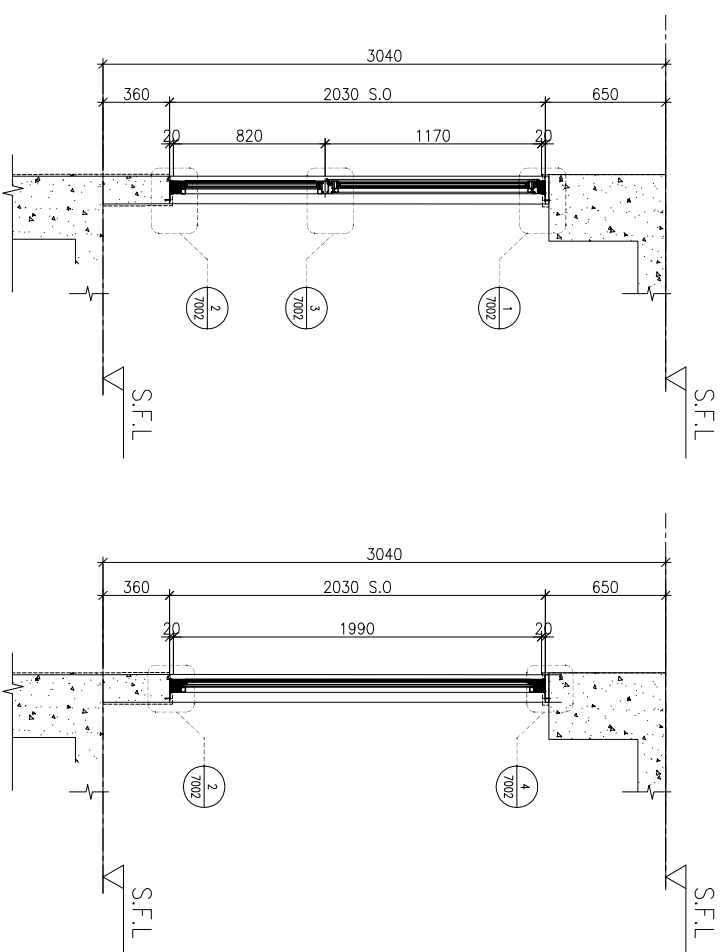
美特铝质有限公司
MIDI ALUMINIUM FABRICATOR LTD.
Units 6-8, Sunray Industrial Centre, 1/F
610 Cho Kwai Ling Road, Kowloon
Tel:23489211-4 Fax:(852)2727666
DWG NO. : J856-SD-W-5317 REV : C

PROVIDED	GLAZING AREA	OPENABLE AREA	GLAZING AREA
1.884	1.52		

REQUIRE



ELEVATION



WINDOW MARK	AM 03
LOCATION	3/F-42/F(4/F,13/F,14/F,24/F,34/F OMITTED) UNIT A1, B10
SECTION	70mm ALUM. SECTION
GLAZING	EGL-1 / EGL-1A
QUANTITY	35 Nos./35 Nos.
REMARKS	70mm ALUM. WINDOW SECTION , 4 BAR HINGE-LIP HING (HHMS-N14)

B.D. REF :

CLIENT :

SUN HUNG KAI
REAL ESTATE AGENCY LTD.
42/F SUN HUNG KAI CENTRE, WANCHAI, HONGKONG

ARCHITECT :

lwk&partners
a r c h i t e c t s

MAIN CONTRACTOR :

怡輝建築有限公司
Yee Fai Building Contractors Ltd.

STRUCTURAL ENGINEER :

ARUP

FAÇADE CONSULTANT :

ALPHA CONSULTING LIMITED
Steel Structure & Façade Specialist

NOTE :

1. ALL DIMENSIONS ARE IN mm.
2. ALL ELEVATIONS ARE VIEWED FROM OUTSIDE.
3. ALL DIMENSIONS TO BE VERIFIED ON SITE BEFORE FABRICATION.

LEGEND :

(X1) --- DETAIL MARK NO.
(X001) --- REFER SHEET NO.

1. F.F.L. --- FINISHED FLOOR LEVEL
2. S.F.L. --- STRUCTURAL FLOOR LEVEL
3. (R) --- REVERSED DETAIL

4. GLASS LEGEND

- EGL-1 --- 8mmHS+12mm AIR GAP+10mmTP THK. I.G.U.
EGL-2 --- 10mm THK. CLEAR TEMPERED GLASS
EGL-4 --- 10mm THK. TEMPERED ACID ETCHED GLASS
EGL-1A --- 8mmHS+12mm AIR GAP+8mmTP THK. I.G.U.
B11/BB1 --- FIXING DETAIL (DWG. NO. F001)
BB2 --- FIXING DETAIL (DWG. NO. F002)

A	11/7/2022	REVISION SUBJECT TO ARCH/COMMENT	lwk
NO.	DWG	REVISION	BY

JOB NO. : J-856

PROJECT :
PROPOSED DEVELOPMENT ABOVE
LIGHT RAIL TIN WING STOP/TSWTL
NO.23,AREA 33,TIN SHUI WAI, N.T.

TITLE :

WINDOW SCHEDULE FOR
TOWER 3 IN-SITU WINDOW

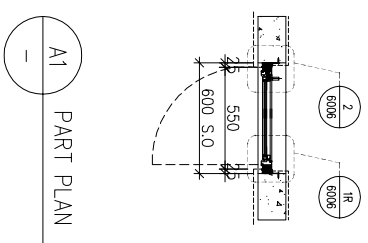
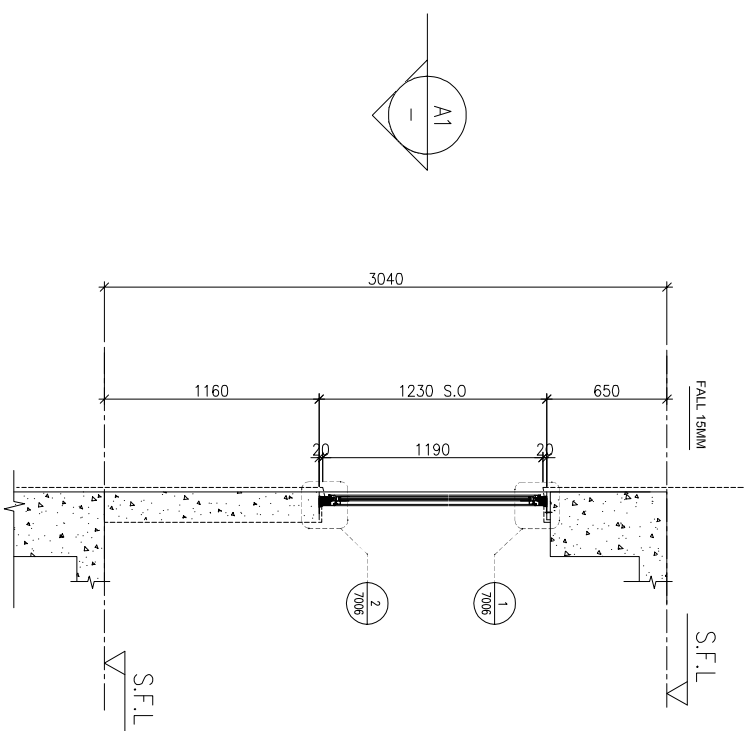
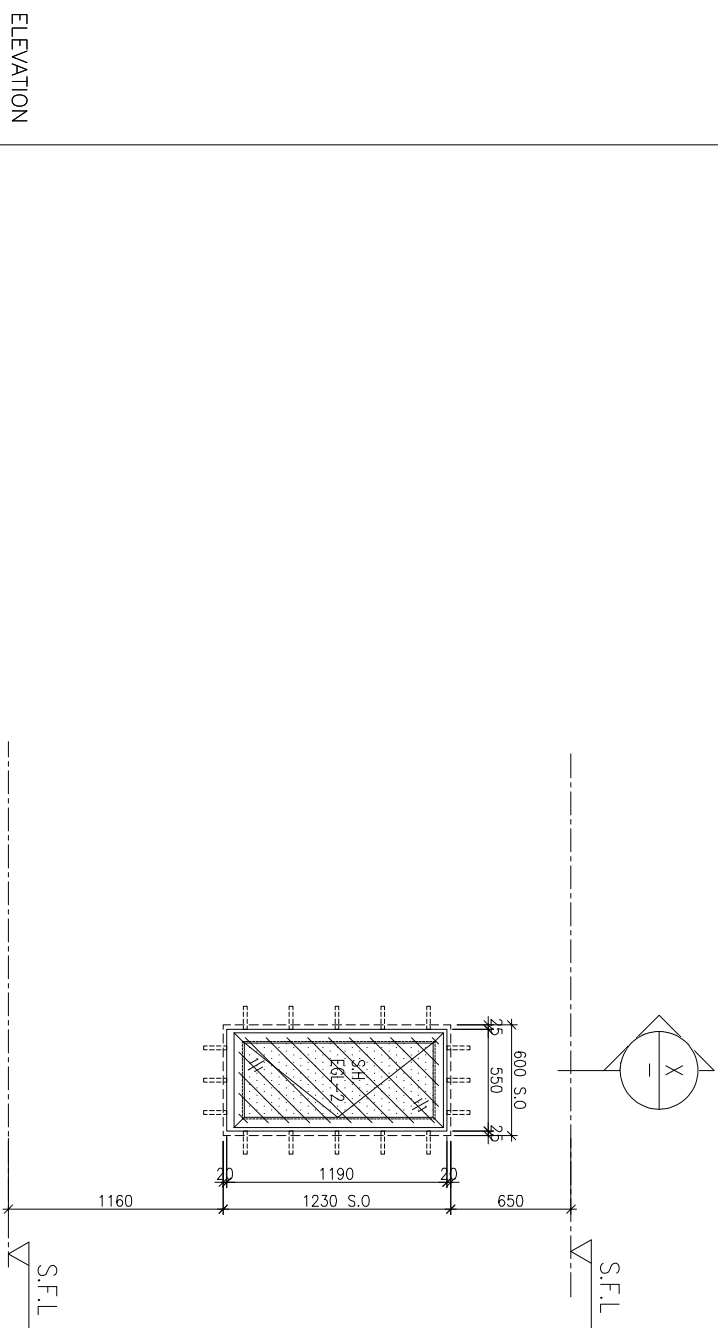
DATE : 21-Jun-22 SCALE : 1:40

DRAWN BY : IYON CHECKED BY :

美特鋁質有限公司
MIDI ALUMINIUM FABRICATOR LTD.
Units 6-8, Sunray Industrial Centre, 1/F
610 Cho Kwong Road, Kwai Moon
Tel:23489211-4 Fax:(852)2727666

DWG NO. : J856-SD-W-5318 REV : A

PROVIDED	REQUIRE
OPENABLE AREA 0.497	OPENABLE AREA 0.408
GLAZING AREA 0.408	GLAZING AREA



WINDOW MARK	AW 06R
LOCATION	3/F-42/F(4/F,13/F,14/F,24/F,34/F OMITTED) UNIT B2
SECTION	70mm ALUM. SECTION
GLAZING	EG1-2
QUANTITY	35 Nos.
REMARKS	50mm ALUM. WINDOW SECTION , 4 BAR HINGE-LIP HING (HHMS-N14)

BD. REF : _____

CLIENT : **SUN HUNG KAI**
REAL ESTATE AGENCY LTD.
42/F SUN HUNG KAI CENTRE, WANCHAI, HONGKONG

ARCHITECT : **lwk&partners**
a f c h i l e o i s

MAIN CONTRACTOR : **怡輝建築有限公司**
Yee Fai Building Contractors Ltd.

STRUCTURAL ENGINEER : **ARUP**
ALPHA CONSULTING LIMITED
Steel Structure & Facade Specialist

NOTE :
1. ALL DIMENSIONS ARE IN mm.
2. ALL ELEVATIONS ARE VIEWED FROM OUTSIDE.
3. ALL DIMENSIONS TO BE VERIFIED ON SITE BEFORE FABRICATION.

LEGEND :
 (X1) --- DETAIL MARK NO.
 (X001) --- REFER SHEET NO.
 1. F.F.L. --- FINISHED FLOOR LEVEL
 2. S.F.L. --- STRUCTURAL FLOOR LEVEL
 3. (R) --- REVERSED DETAIL
 4. GLASS LEGEND
 EG1-1 --- 8mmHS+12mm AIR GAP+10mmTP THK. I.G.U.
 EG1-2 --- 10mm THK. CLEAR TEMPERED GLASS
 EG1-4 --- 10mm THK. TEMPERED ACID ETCHED GLASS
 EG1-1A --- 8mmHS+12mm AIR GAP+8mmTP THK. I.G.U.
 BT1/BB1 --- FIXING DETAIL (DWG. NO. F001)
 BB2 --- FIXING DETAIL (DWG. NO. F002)

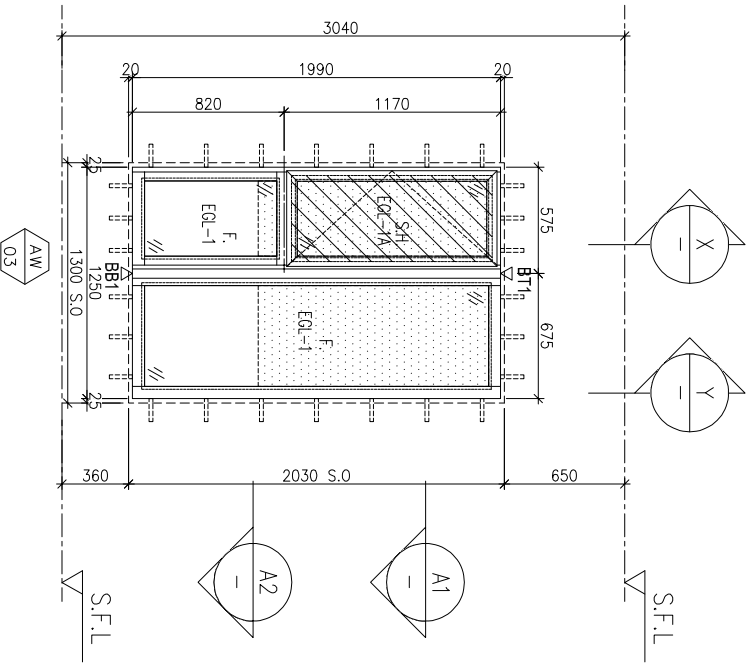
A	DATE	REVISION SUBJECT TO ARCH/COMMENT	ISSUED BY
1	11/7/2022		

JOB NO. : J-856
 PROJECT : PROPOSED DEVELOPMENT ABOVE LIGHT RAIL TIN WING STOP/TSWTL NO.23,AREA 33,TIN SHUI WAI, N.T.
 TITLE : WINDOW SCHEDULE FOR TOWER 3 IN-SITU WINDOW

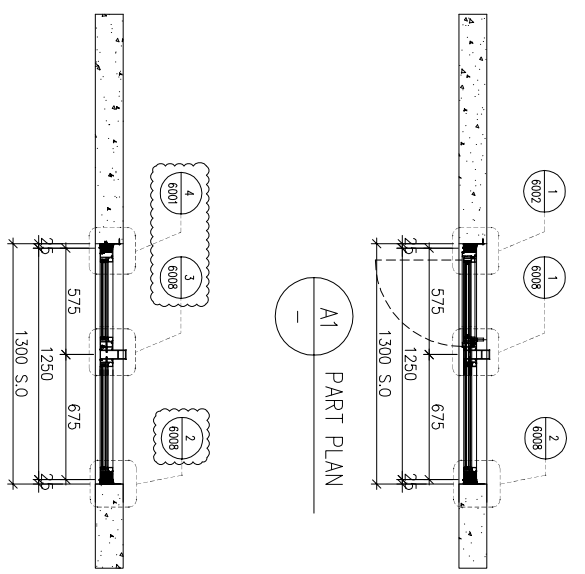
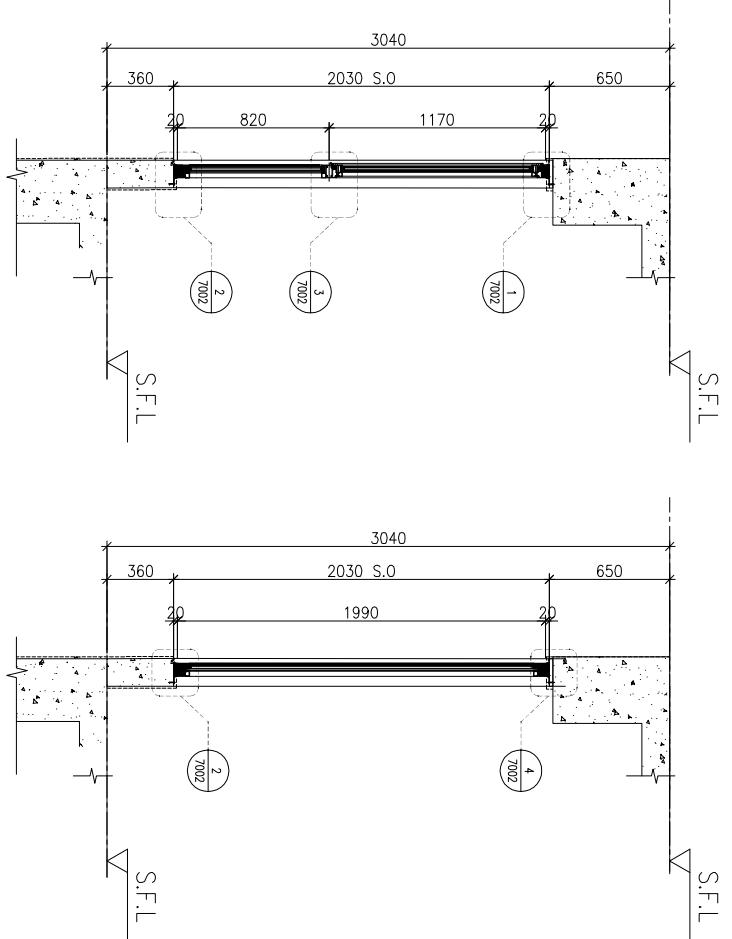
DATE : 21-Jun-22 SCALE : 1:40
 DRAWN BY : IYON CHECKED BY :

美特鋁質有限公司
MIDI ALUMINIUM FABRICATOR LTD.
Units 6-8, Sunray Industrial Centre, 1/F
610 Cho Kwai Ling Road, Kwai Moon
Tel:23489211-4 Fax:(852)2727666
DWG NO. : J856-SD-W-5319 REV : A

PROVIDED	GLAZING AREA	OPENABLE AREA	GLAZING AREA
0.504	1.134		



ELEVATION




WINDOW MARK	AW 04
LOCATION	3/F-42/F(4/F,13/F,14/F,24/F,34/F OMITTED) UNIT A8
SECTION	70mm ALUM. SECTION
GLAZING	EGL-1 / EGL-1A
QUANTITY	35 Nos./35 Nos.
REMARKS	70mm ALUM. WINDOW SECTION , 4 BAR HINGE-LIP HING (HHMS-N14)

B.D. REF :

CLIENT :



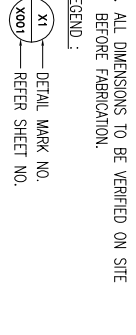
ARCHITECT :



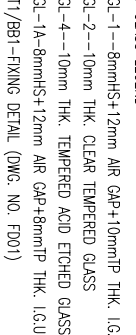
MANU CONTRACTOR :



STRUCTURAL ENGINEER :



FAÇADE CONSULTANT :



NOTE :

1. ALL DIMENSIONS ARE IN mm.
2. ALL ELEVATIONS ARE VIEWED FROM OUTSIDE.
3. ALL DIMENSIONS TO BE VERIFIED ON SITE BEFORE FABRICATION.

LEGEND :

- (X1) --- DETAIL MARK NO.
- (X001) --- REFER SHEET NO.
- 1. F.F.L. --- FINISHED FLOOR LEVEL
- 2. S.F.L. --- STRUCTURAL FLOOR LEVEL
- 3. (R) --- REVERSED DETAIL
- 4. GLASS LEGEND

EGL-1 --- 8mmHS+12mm AIR GAP+10mmTP THK. I.G.U.

EGL-2 --- 10mm THK. CLEAR TEMPERED GLASS

EGL-4 --- 10mm THK. TEMPERED ACID ETCHED GLASS

EGL-1A --- 8mmHS+12mm AIR GAP+8mmTP THK. I.G.U. BT1/BB1-FIXING DETAIL (DWG. NO. F001)
BB2-FIXING DETAIL (DWG. NO. F002)

TITLE : WINDOW SCHEDULE FOR TOWER 3 IN-SITU WINDOW

DATE : 21-Jun-22 SCALE : 1:40

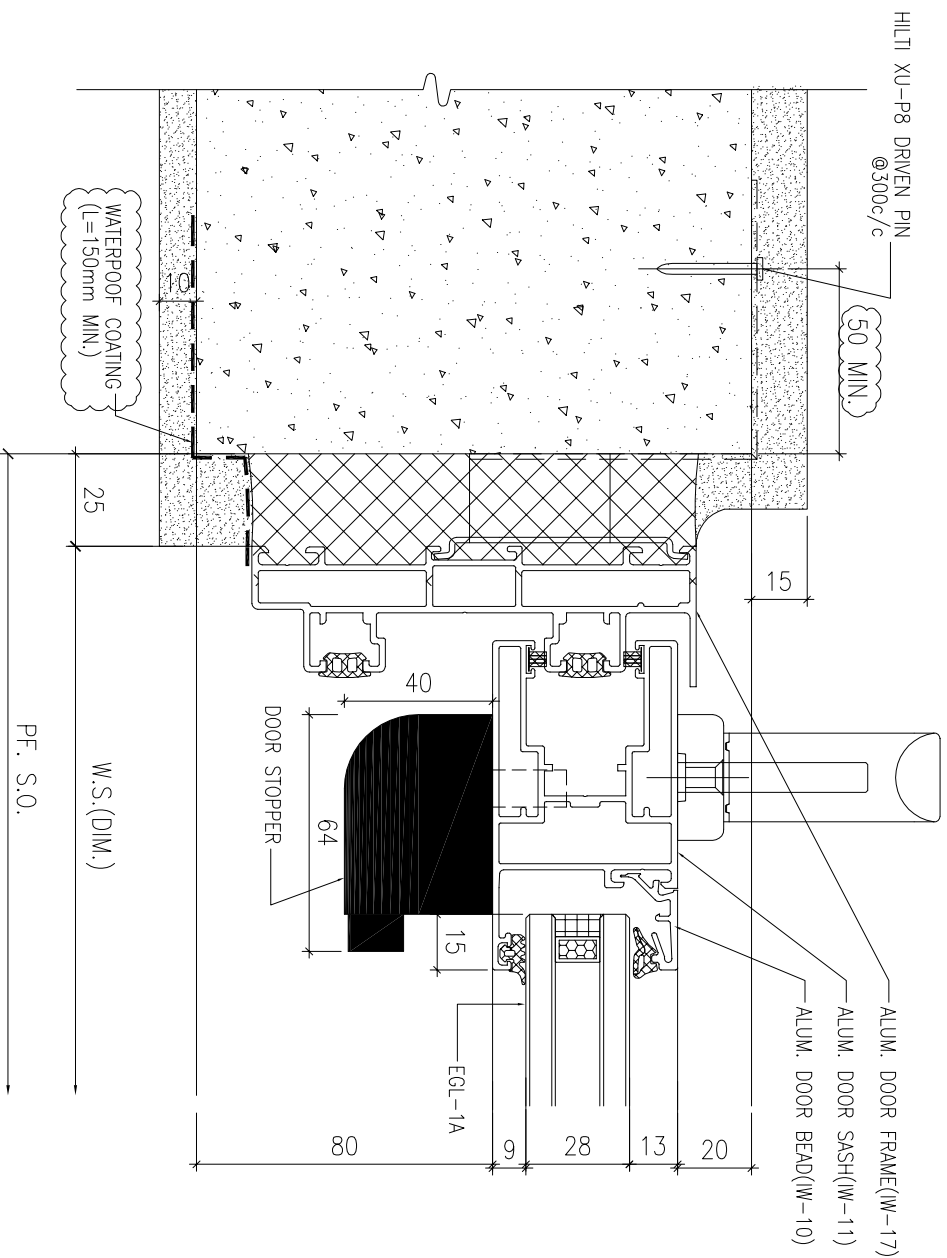
PROJECT : PROPOSED DEVELOPMENT ABOVE LIGHT RAIL TIN WING STOP-TSWTL NO.23,AREA 33,TIN SHUI WAI, N.T.

JOB NO. : J-856
DRAWN BY : IYON
CHECKED BY :

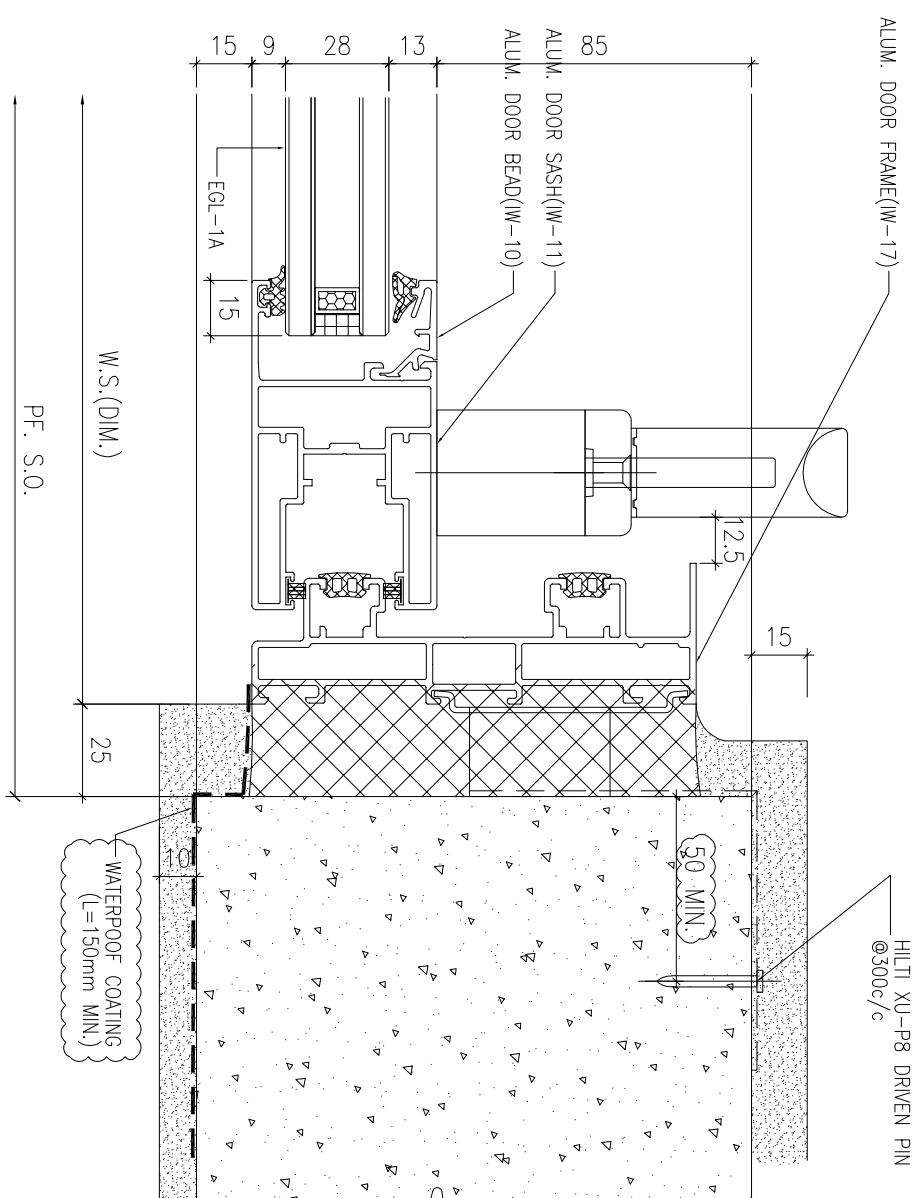
REVISION SUBJECT TO ARCH/COMMENT
NO. DATE REVISION BY

UNITA 6-8 Sunway Industrial Centre, 1/F
610 Cho Kwai Ling Road, Kowloon
Tel:23489211-4 Fax:(852)2727666
DWG NO. : J856-SD-W-5320 REV : A

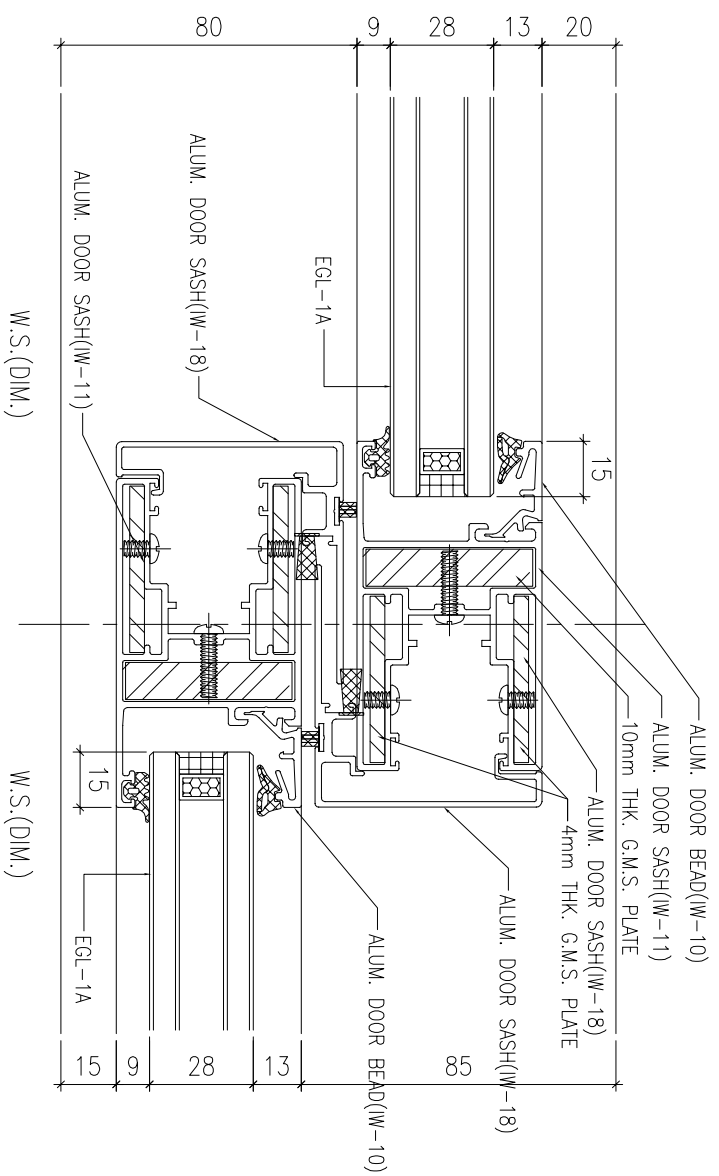
業特鋁質有限公司
MIDI ALUMINIUM FABRICATOR LTD.
Units 6-8 Sunway Industrial Centre, 1/F
610 Cho Kwai Ling Road, Kowloon
Tel:23489211-4 Fax:(852)2727666



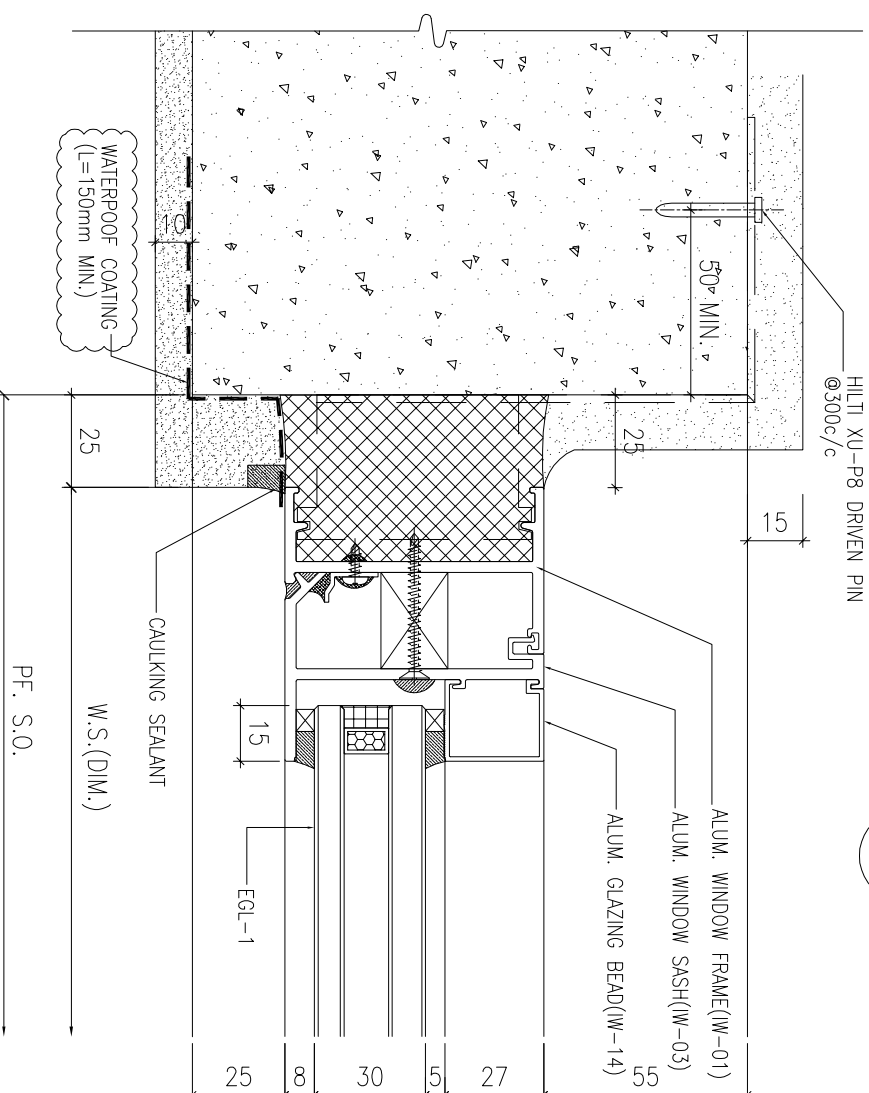
1 HORIZONTAL DETAIL
SCALE 1:2



2 HORIZONTAL DETAIL
SCALE 1:2



3 HORIZONTAL DETAIL
SCALE 1:2



4 HORIZONTAL DETAIL
SCALE 1:2

B.D. REF :

CLIENT :

SUN HUNG KAI
REAL ESTATE AGENCY LTD.
42/F, SUN HUNG KAI CENTRE, WANCHAI, HONGKONG

ARCHITECT :

lwk&partners
ARCHITECTS

MAIN CONTRACTOR :

Yee Fai 怡輝建築有限公司
Building Contractors Ltd.

STRUCTURAL ENGINEER :

ARUP

FAÇADE CONSULTANT :

ALPHA CONSULTING LIMITED
Steel Structure & Façade Specialist

NOTE :

1. ALL DIMENSIONS ARE IN mm.
2. ALL ELEVATIONS ARE VIEWED FROM OUTSIDE.
3. ALL DIMENSIONS TO BE VERIFIED ON SITE BEFORE FABRICATION.

LEGEND :

(X1) --- DETAIL MARK NO.
(X001) --- REFER SHEET NO.

1. F.F.L. --- FINISHED FLOOR LEVEL
2. S.F.L. --- STRUCTURAL FLOOR LEVEL
3. (R) --- REVERSED DETAIL

4. GLASS LEGEND

EGL-1 --- 6mmH+5+12mm AIR GAP+10mmTP THK. I.G.U.
EGL-1A --- 6mmH+5+12mm AIR GAP+9mmTP THK. I.G.U.
EGL-2 --- 10mm THK. CLEAR TEMPERED GLASS
EGL-4 --- 10mm THK. TEMPERED ACID ETCHED GLASS

NO.	DATE	REVISION	REVISION SUBJECT TO ARCH.COMMENT	BY
B	29/07/2022	REVISION SUBJECT TO ALPHA COMMENT		lwk
A	10/11/2021	REVISION SUBJECT TO ARCH.COMMENT		lwk

JOB NO. : J-856

PROJECT :
PROPOSED DEVELOPMENT ABOVE
LIGHT RAIL TIN WING STOP-TSWTL
NO.23, AREA 33, TIN SHUI WAI, N.T.

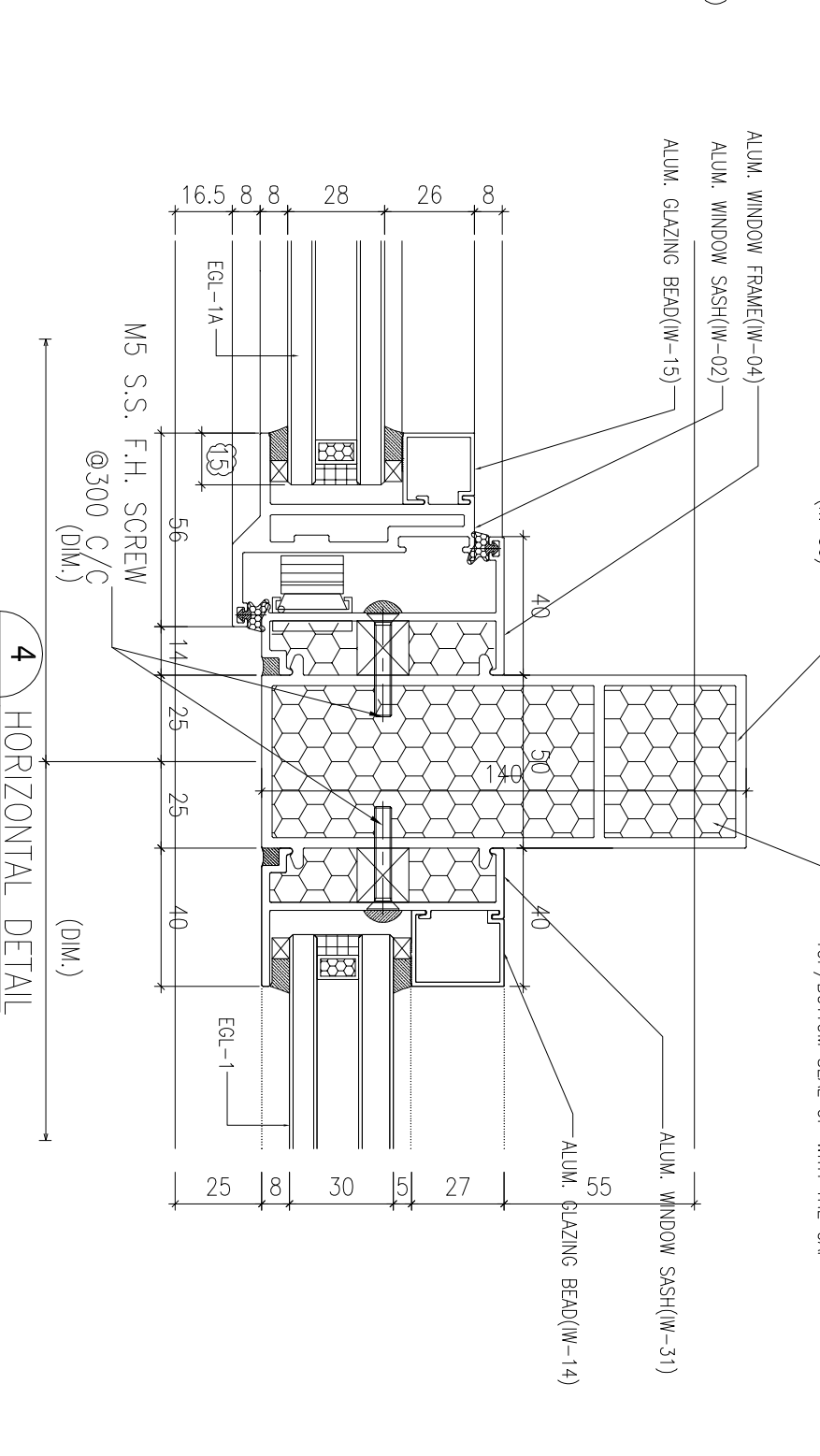
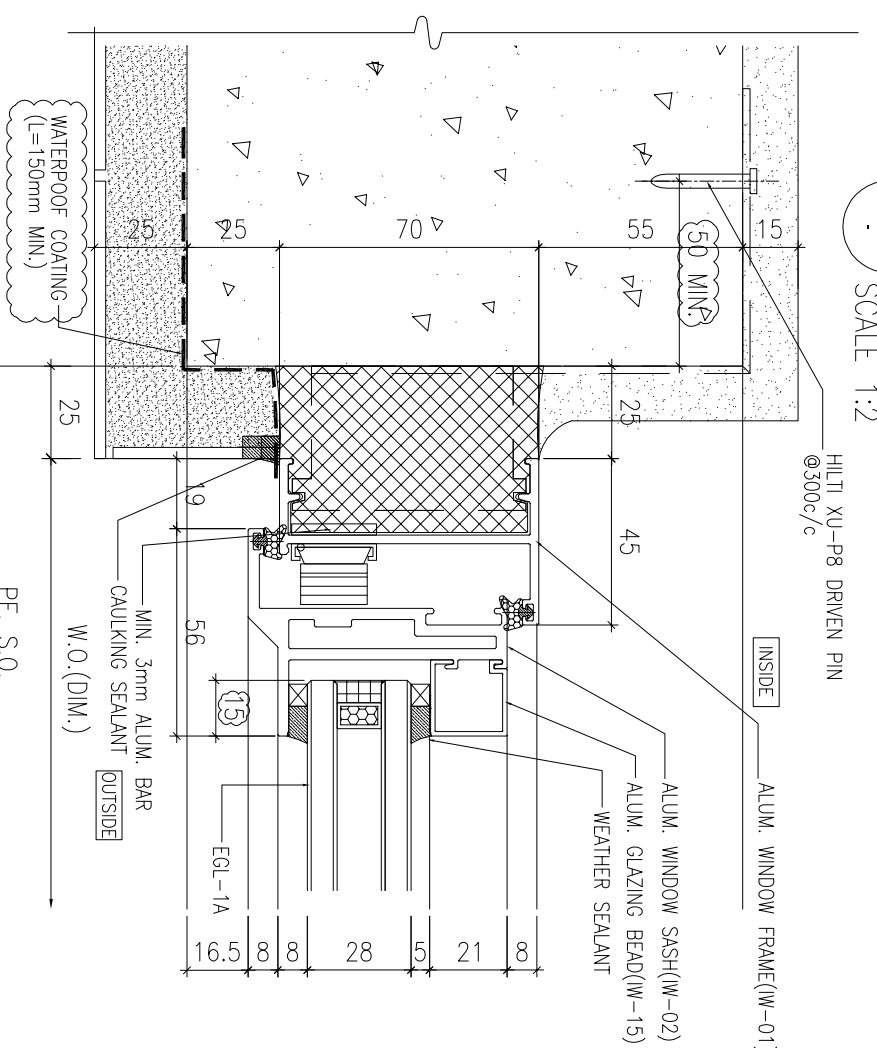
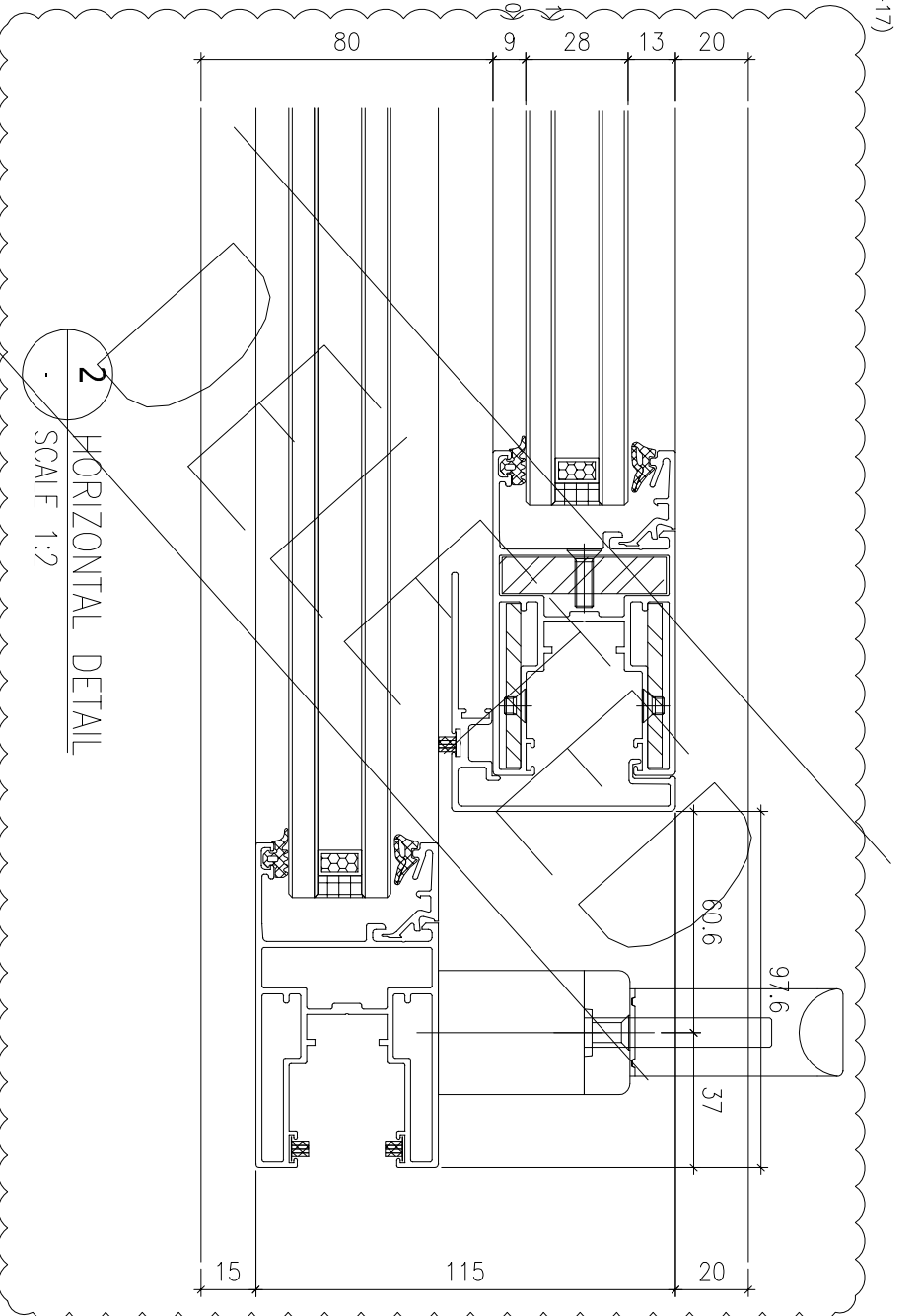
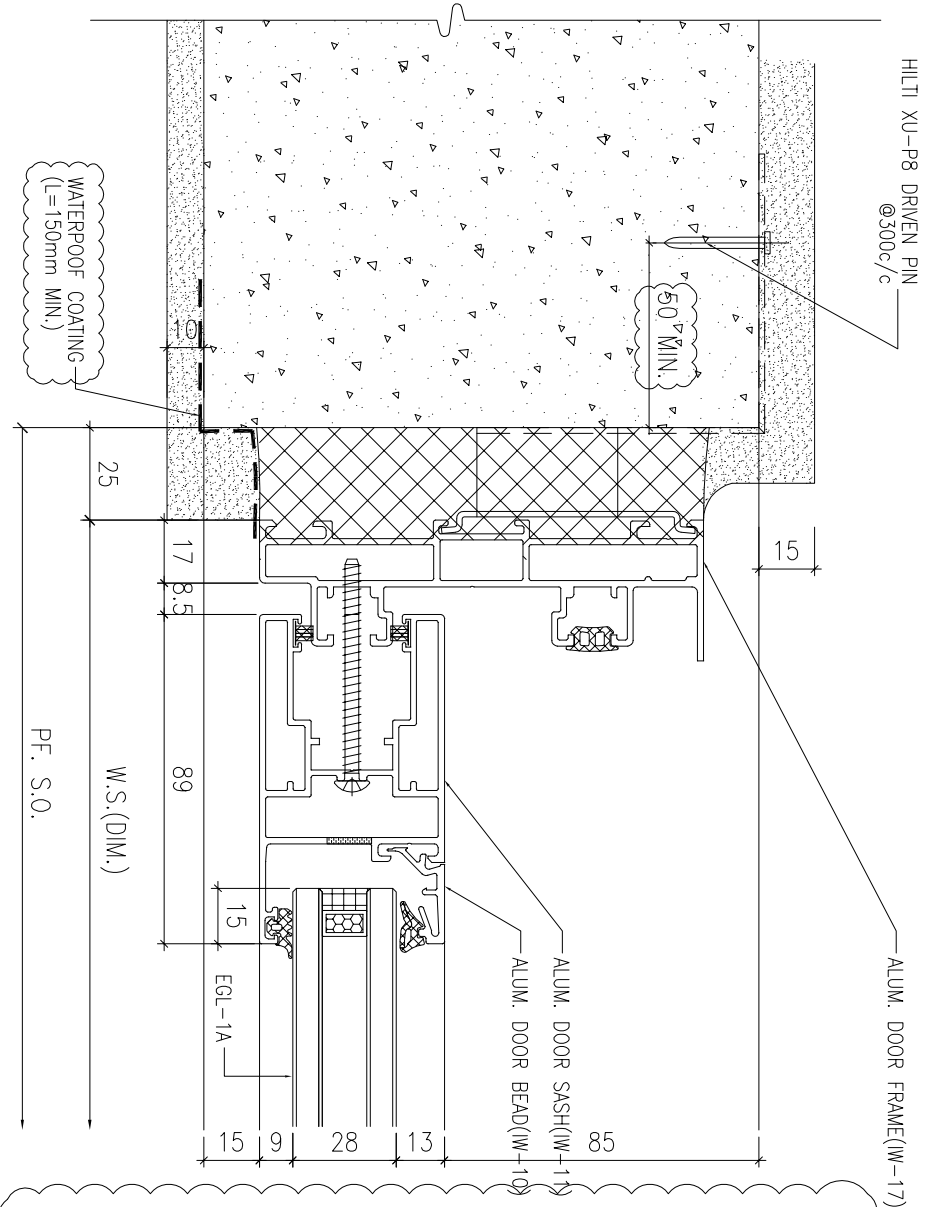
TITLE :
TYPICAL DETAILS FOR
IN-SITU WINDOW

DATE : 02-Aug-21 SCALE : 1:40

DRAWN BY : lwnn CHECKED BY :

美特鋁質有限公司
MIDI ALUMINUM FABRICATOR LTD.
Units 6-8, Sunray Industrial Centre, 1/F
610 Cho Kwai Ling Road, Kowloon
Tel:23489211-4 Fax:(852)27275666

DWG NO. : J856-SD-W-6001 REV. : B



B.D. REF :

CLIENT :



42/F, SUN HUNG KAI CENTRE, WANCHAI, HONGKONG

ARCHITECT :



MAIN CONTRACTOR :



STRUCTURAL ENGINEER :



FAÇADE CONSULTANT :



NOTE :

1. ALL DIMENSIONS ARE IN mm.
2. ALL ELEVATIONS ARE VIEWED FROM OUTSIDE.
3. ALL DIMENSIONS TO BE VERIFIED ON SITE BEFORE FABRICATION.

LEGEND :

- (X1) --- DETAIL MARK NO.
- (X001) --- REFER SHEET NO.

1. F.F.L. --- FINISHED FLOOR LEVEL
2. S.F.L. --- STRUCTURAL FLOOR LEVEL
3. (R) --- REVERSED DETAIL

4. GLASS LEGEND

EGL-1---8mmH5+12mm AIR GAP+10mmTP THK. LG.U.

EGL-1A---9mmH5+12mm AIR GAP+9mmTP THK. LG.U.

EGL-2---10mm THK. CLEAR TEMPERED GLASS

EGL-4---10mm THK. TEMPERED ACID ETCHED GLASS

NO.	DATE	REVISION	BY
D	28/07/2022	REVISION SUBJECT TO ALPHA COMMENT	hvn
C	22/06/2022	REVISION SUBJECT TO ARCH.COMMENT	hvn
B	13/07/2022	REVISION SUBJECT TO ARCH.COMMENT	hvn
A	10/11/2021	REVISION SUBJECT TO ARCH.COMMENT	hvn

JOB NO. : J-856

PROJECT : PROPOSED DEVELOPMENT ABOVE LIGHT RAIL TIN WING STOP,TSWTL NO.23,AREA 33,TIN SHUI WAI, N.T.

TITLE : FIXING DETAILS FOR IN-SITU WINDOW

DATE : 02-Aug-21 SCALE : 1:40

DRAWN BY : IYVN CHECKED BY :

UNIT 6-8, SUNRIY INDUSTRIAL CENTRE, KOWLOON
610 CHO KWAI LING ROAD, KOWLOON
Tel:23489211-4 Fax:(852)27727666

REV : D
DWG NO. : J856-SD-W-6004



美特铝质有限公司
MIDI ALUMINIUM FABRICATOR LTD.

B.D. REF :

CLIENT :

SUN HUNG KAI
REAL ESTATE AGENCY LTD.
42/F, SUN HUNG KAI CENTRE, WANCHAI, HONGKONG

ARCHITECT :

lwk&partners
a r c h i t e c t s

MAIN CONTRACTOR :

YK 怡輝建築有限公司
Yee Fai Building Contractors Ltd.

STRUCTURAL ENGINEER :

ARUP

FAÇADE CONSULTANT :

α ALPHA CONSULTING LIMITED
Steel Structure & Façade Specialist

NOTE :

1. ALL DIMENSIONS ARE IN mm.
2. ALL ELEVATIONS ARE VIEWED FROM OUTSIDE.
3. ALL DIMENSIONS TO BE VERIFIED ON SITE BEFORE FABRICATION.

LEGEND :

X1 --- DETAIL MARK NO.
X001 --- REFER SHEET NO.

1. F.F.L. --- FINISHED FLOOR LEVEL
2. S.F.L. --- STRUCTURAL FLOOR LEVEL
3. **(R)** --- REVERSED DETAIL

4. GLASS LEGEND

- EQ-1 --- 6mmH5+12mm AIR GAP+10mmTP THK. IG.U.
EQ-1A --- 6mmH5+12mm AIR GAP+9mmTP THK. IG.U.
EQ-2 --- 10mm THK. CLEAR TEMPERED GLASS
EQ-4 --- 10mm THK. TEMPERED ACID ETCHED GLASS

NO.	DATE	REVISION SUBJECT TO ARCH/COMMENT	ISSUED BY
A	10/11/2021		

JOB NO. : J-856

PROJECT :
PROPOSED DEVELOPMENT ABOVE
LIGHT RAIL TIN WING STOP/TSWTL
NO.23,AREA 33,TIN SHUI WAI, N.T.

TITLE :
IN-SITU WINDOW SECTION
TYPICAL LOOK & HINGES DETAIL

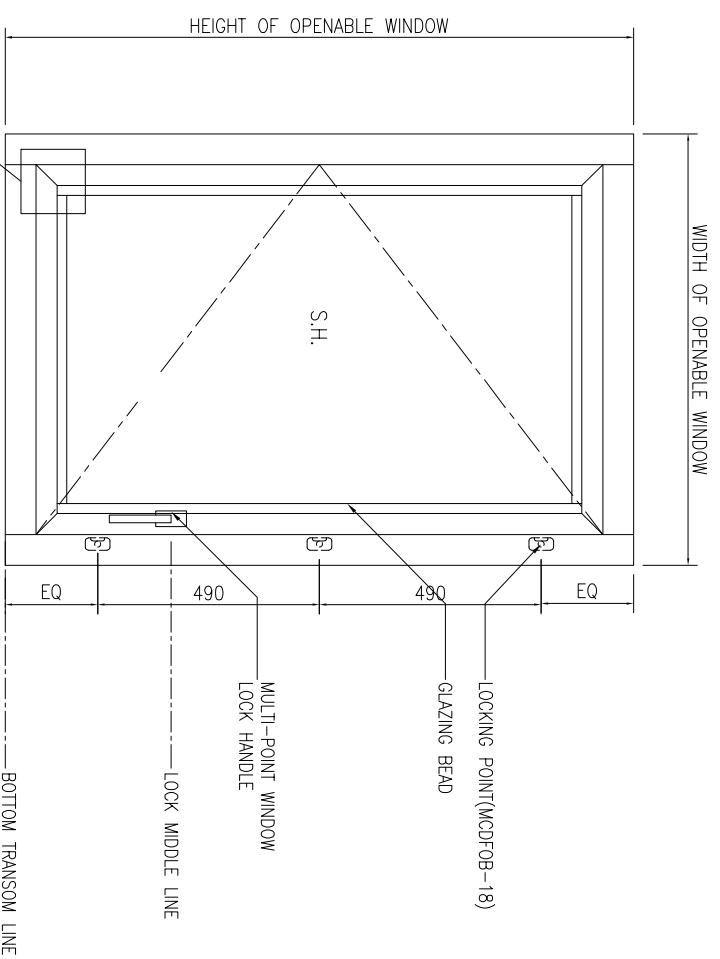
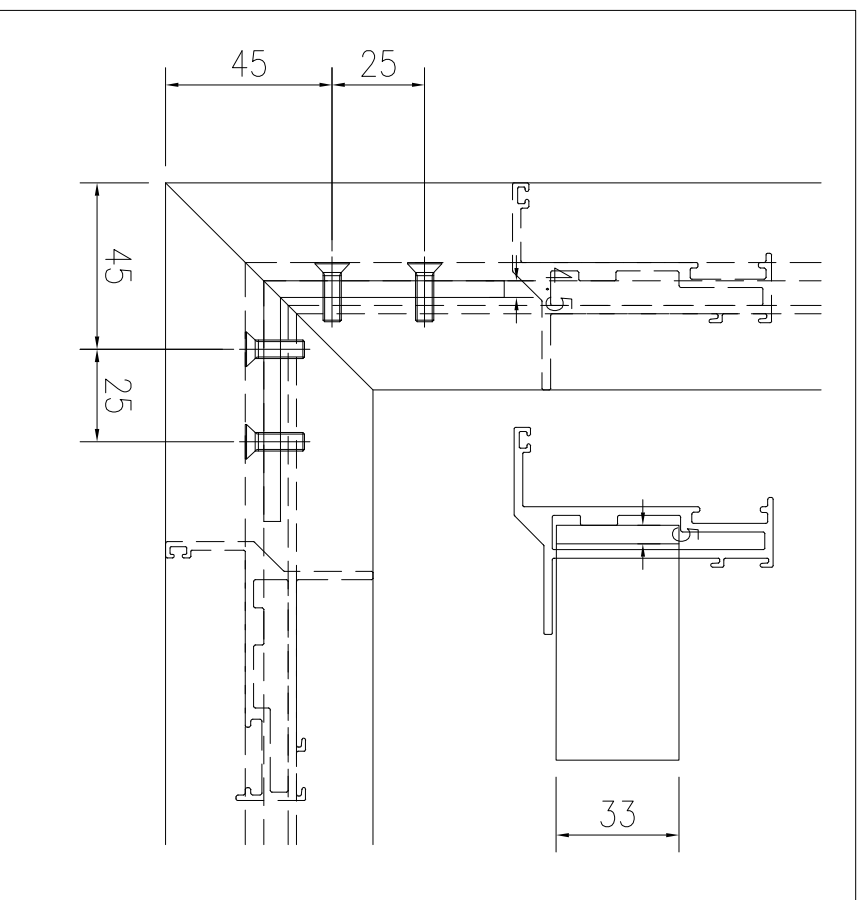
DATE : 02-Aug-21 SCALE : 1:40

DRAWN BY : IYON CHECKED BY :

美特鋁質有限公司
MDI ALUMINIUM FABRICATOR LTD.
Units 6-8, Sunray Industrial Centre, 1/F
610 Cho Kwo Ling Road, Kowloon
Tel:23489211-4 Fax:(852)2727666

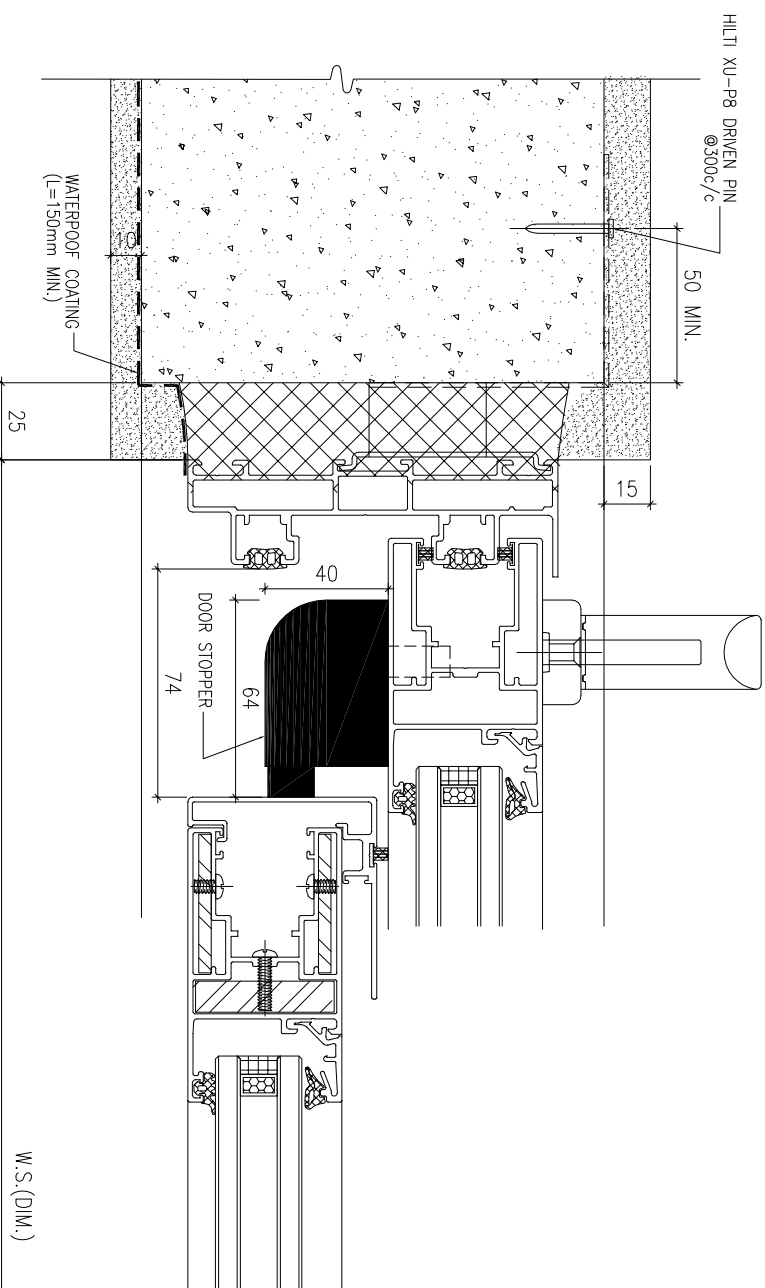
DWG NO. : J856-SD-W-6005 REV. : A

70窗

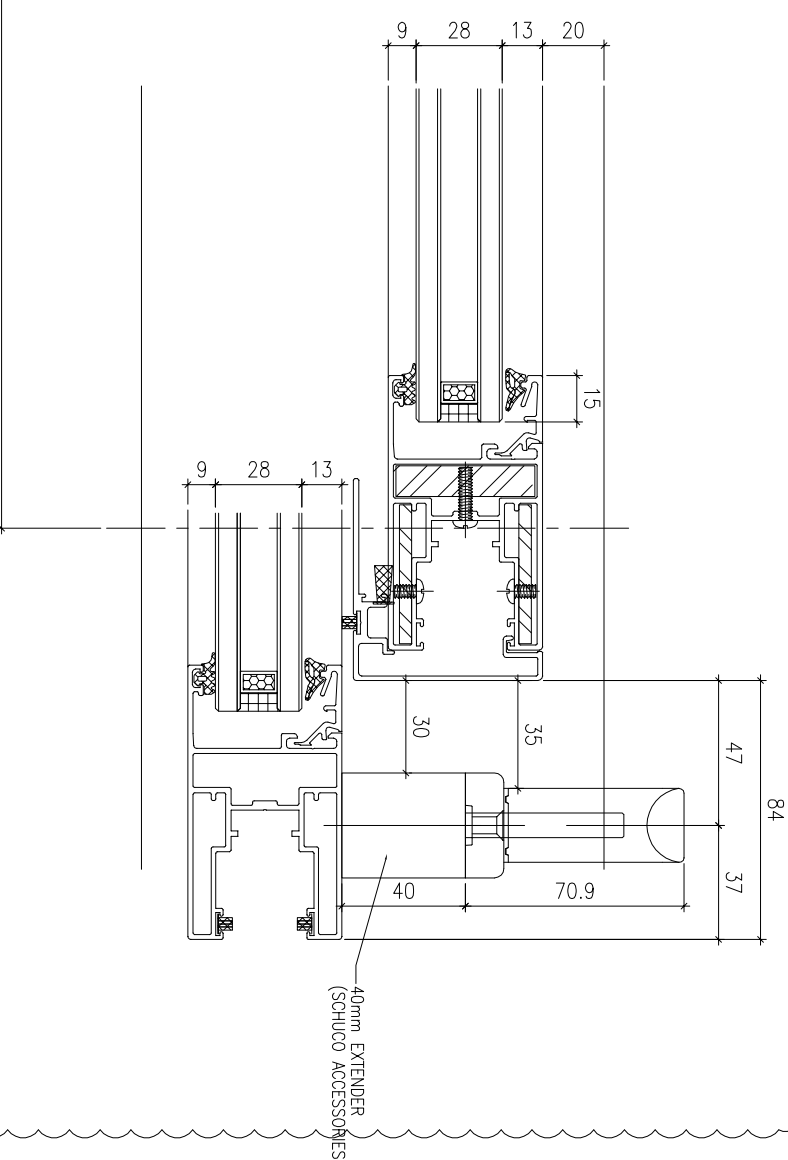


01 TYPICAL SECTION

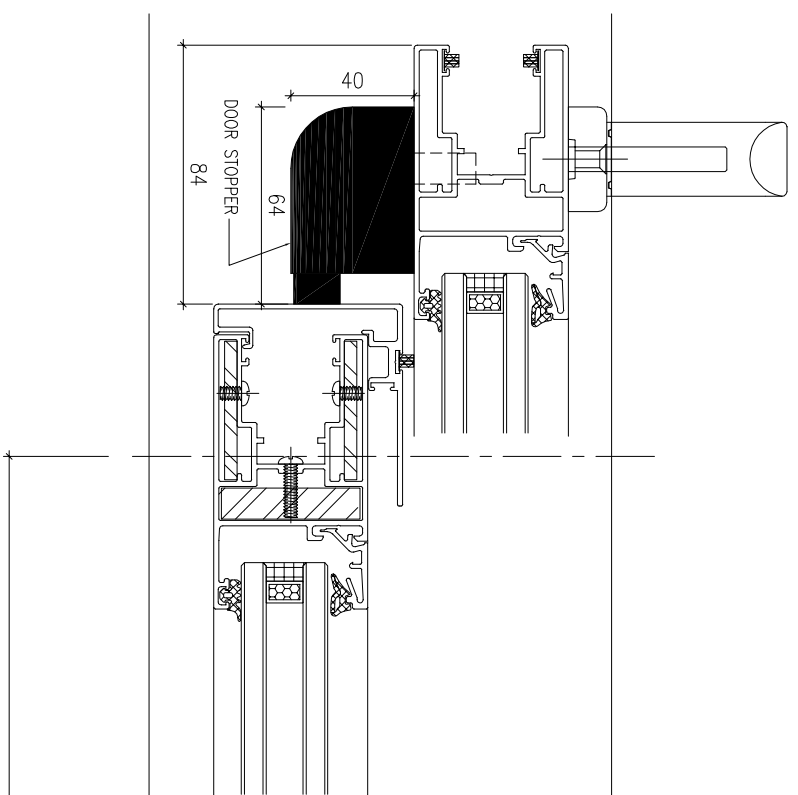
S.F.L.



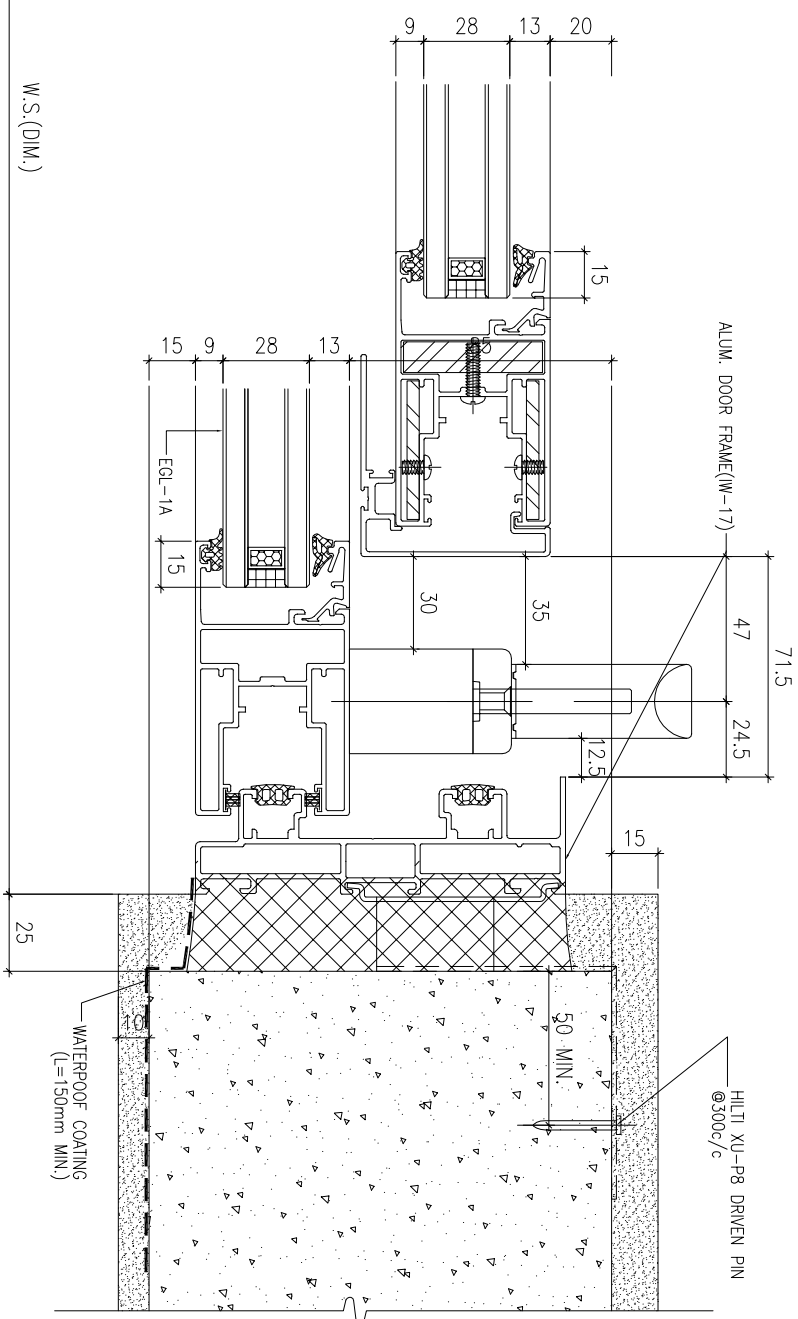
1 HORIZONTAL DETAIL
SCALE 1:2



2 HORIZONTAL DETAIL
SCALE 1:2



3 HORIZONTAL DETAIL
SCALE 1:2



4 HORIZONTAL DETAIL
SCALE 1:2

B.D. REF :

CLIENT :

SUN HUNG KAI
REAL ESTATE AGENCY LTD.
42/F SUN HUNG KAI CENTRE, WANCHAI, HONGKONG

ARCHITECT :

lwk&partners
a r c h i t e c t s

MAIN CONTRACTOR :

Yee Fai 怡輝建築有限公司
Building Contractors Ltd.

STRUCTURAL ENGINEER :

ARUP

FAÇADE CONSULTANT :

ALPHA CONSULTING LIMITED
Steel Structure & Façade Specialist

NOTE :

1. ALL DIMENSIONS ARE IN mm.
2. ALL ELEVATIONS ARE VIEWED FROM OUTSIDE.
3. ALL DIMENSIONS TO BE VERIFIED ON SITE BEFORE FABRICATION.

LEGEND :

- (X1) --- DETAIL MARK NO.
- (X001) --- REFER SHEET NO.

1. F.F.L. --- FINISHED FLOOR LEVEL
2. S.F.L. --- STRUCTURAL FLOOR LEVEL
3. (R) --- REVERSED DETAIL

4. GLASS LEGEND

- EQ1-1 --- 6mmH+12mm AIR GAP+10mmTP THK. LG.U.
- EQ1-1A --- 9mmH+12mm AIR GAP+9mmTP THK. LG.U.
- EQ1-2 --- 10mm THK. CLEAR TEMPERED GLASS
- EQ1-4 --- 10mm THK. TEMPERED ACID ETCHED GLASS

NO.	DATE	REVISION	BY
C	15/08/2022	REVISION SUBJECT TO ARCH-COMMENT	hwk
B	23/06/2022	REVISION SUBJECT TO ARCH-COMMENT	hwk
A	10/11/2021	REVISION SUBJECT TO ARCH-COMMENT	hwk

JOB NO. : J-856

PROJECT :
PROPOSED DEVELOPMENT ABOVE
LIGHT RAIL TIN WING STOP-TS/WTL
NO.23,AREA 33,TIN SHUI WAI, N.T.

TITLE :
G.M.S FIXING LUG TYPICAL DETAIL
FOR IN-SITU WINDOW

DATE : 02-Aug-21 SCALE : 1:60

DRAWN BY : IYVN CHECKED BY :

美特鋁質有限公司
MIDI ALUMINIUM FABRICATOR LTD.
Units 6-8, Sunray Industrial Centre, 1/F
610 Cho Kwo Ling Road, Kowloon
Tel:23489211-4 Fax:(852)27727666
DWG NO. : J856-SD-W-6007 REV. : C

B.D. REF :

CLIENT :

SUN HUNG KAI
REAL ESTATE AGENCY LTD.

42/F, SUN HUNG KAI CENTRE, WANCHAI, HONGKONG

ARCHITECT :

lwk&partners
a r c h i t e c t s

MAIN CONTRACTOR :

YK 怡輝建築有限公司
Yee Fai Building Contractors Ltd.

STRUCTURAL ENGINEER :

ARUP

FAÇADE CONSULTANT :

α ALPHA CONSULTING LIMITED
Steel Structure & Façade Specialist

NOTE :

1. ALL DIMENSIONS ARE IN mm.
2. ALL ELEVATIONS ARE VIEWED FROM OUTSIDE.
3. ALL DIMENSIONS TO BE VERIFIED ON SITE BEFORE FABRICATION.

LEGEND :

X1 --- DETAIL MARK NO.
X001 --- REFER SHEET NO.

1. F.F.L. --- FINISHED FLOOR LEVEL
2. S.F.L. --- STRUCTURAL FLOOR LEVEL
3. **(R)** --- REVERSED DETAIL

4. GLASS LEGEND

EQ-1 --- 6mmH5+12mm AIR GAP+10mmTP THK. IG.U.
 EQ-1A --- 6mmH5+12mm AIR GAP+9mmTP THK. IG.U.
 EQ-2 --- 10mm THK. CLEAR TEMPERED GLASS
 EQ-4 --- 10mm THK. TEMPERED ACID ETCHED GLASS

NO.	DATE	REVISION SUBJECT TO ARCH/COMMENT	BY
A	10/11/2021		

JOB NO. : J-856

PROJECT :
 PROPOSED DEVELOPMENT ABOVE
 LIGHT RAIL TIN WING STOP/TSWTL
 NO.23,AREA 33,TIN SHUI WAI, N.T.

TITLE :
 IN-SITU WINDOW SECTION
 TYPICAL LOOK & HINGES DETAIL

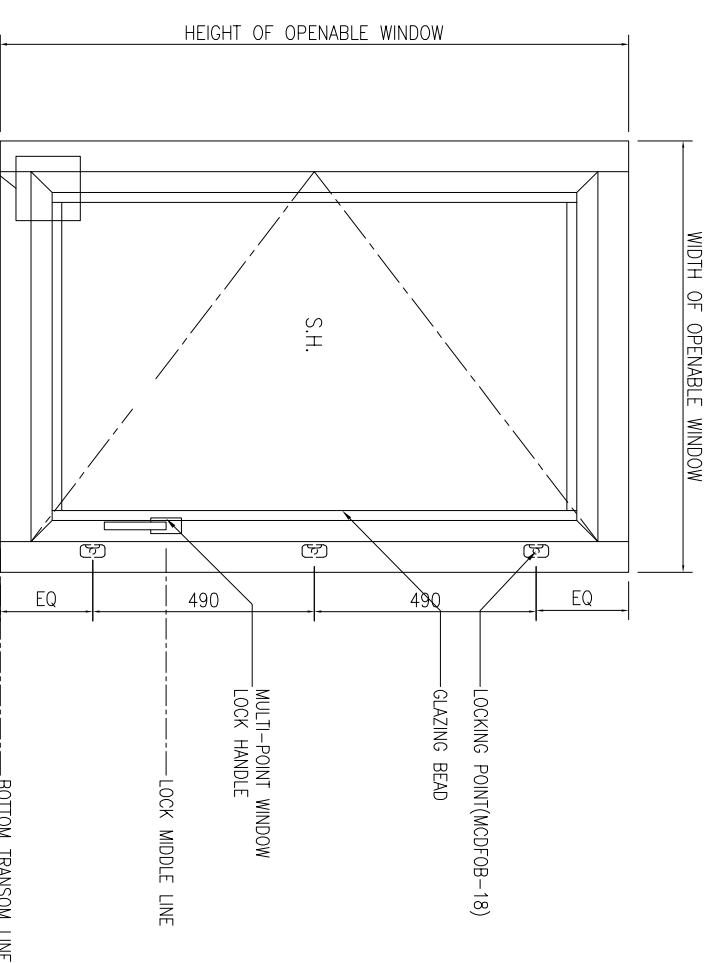
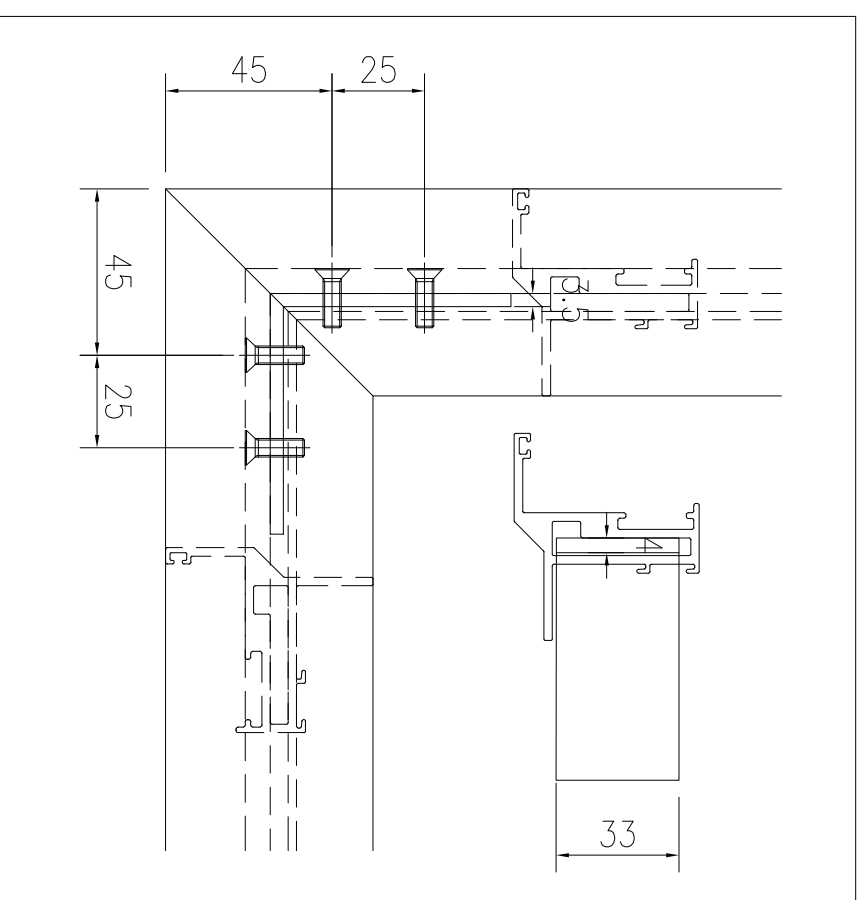
DATE : 02-Aug-21 SCALE : 1:40

DRAWN BY : IYON CHECKED BY :

美特鋁質有限公司
MDI ALUMINIUM FABRICATOR LTD.
 Units 6-8, Sunray Industrial Centre, 1/F
 610 Cho Kwo Ling Road, Kowloon
 Tel:23489211-4 Fax:(852)2727666


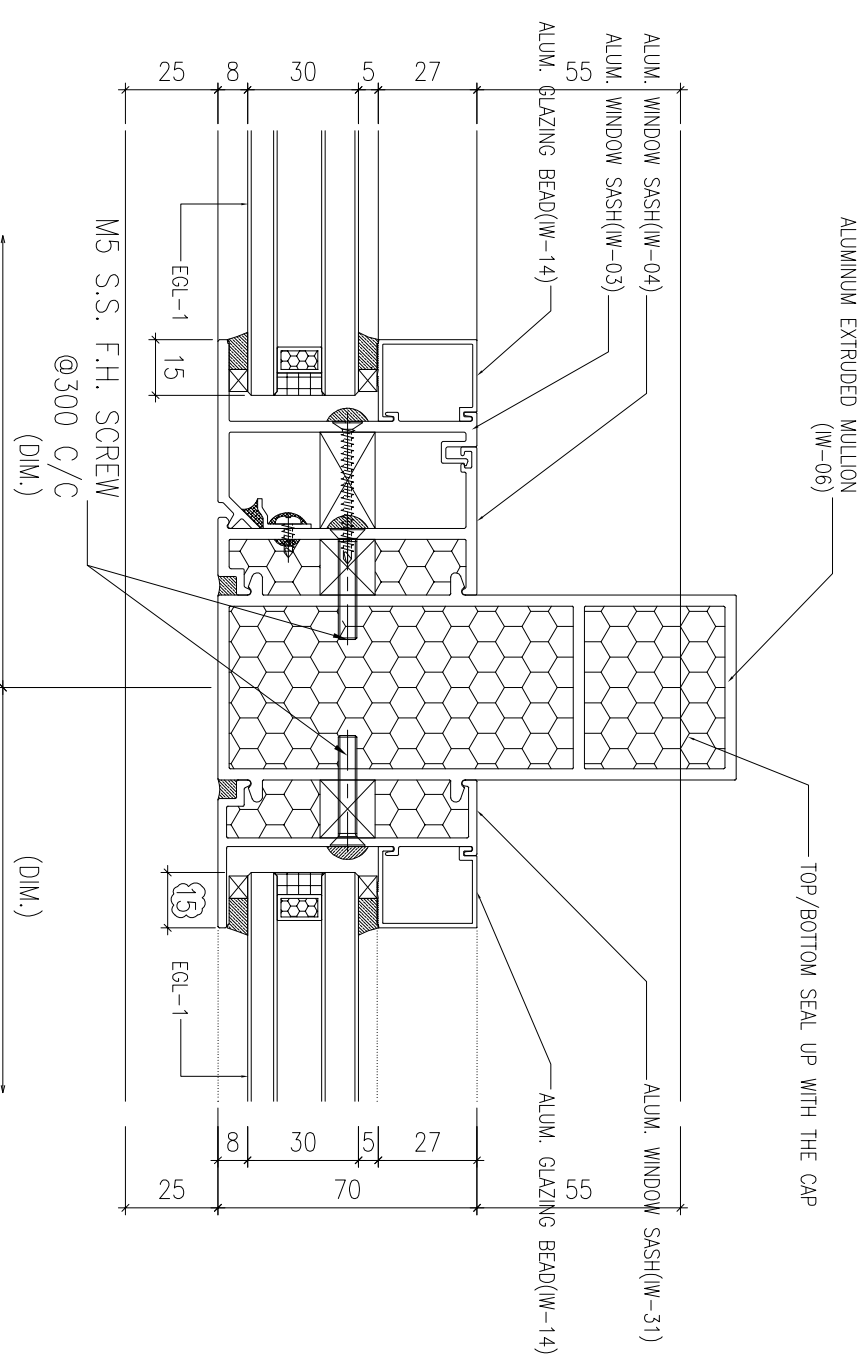
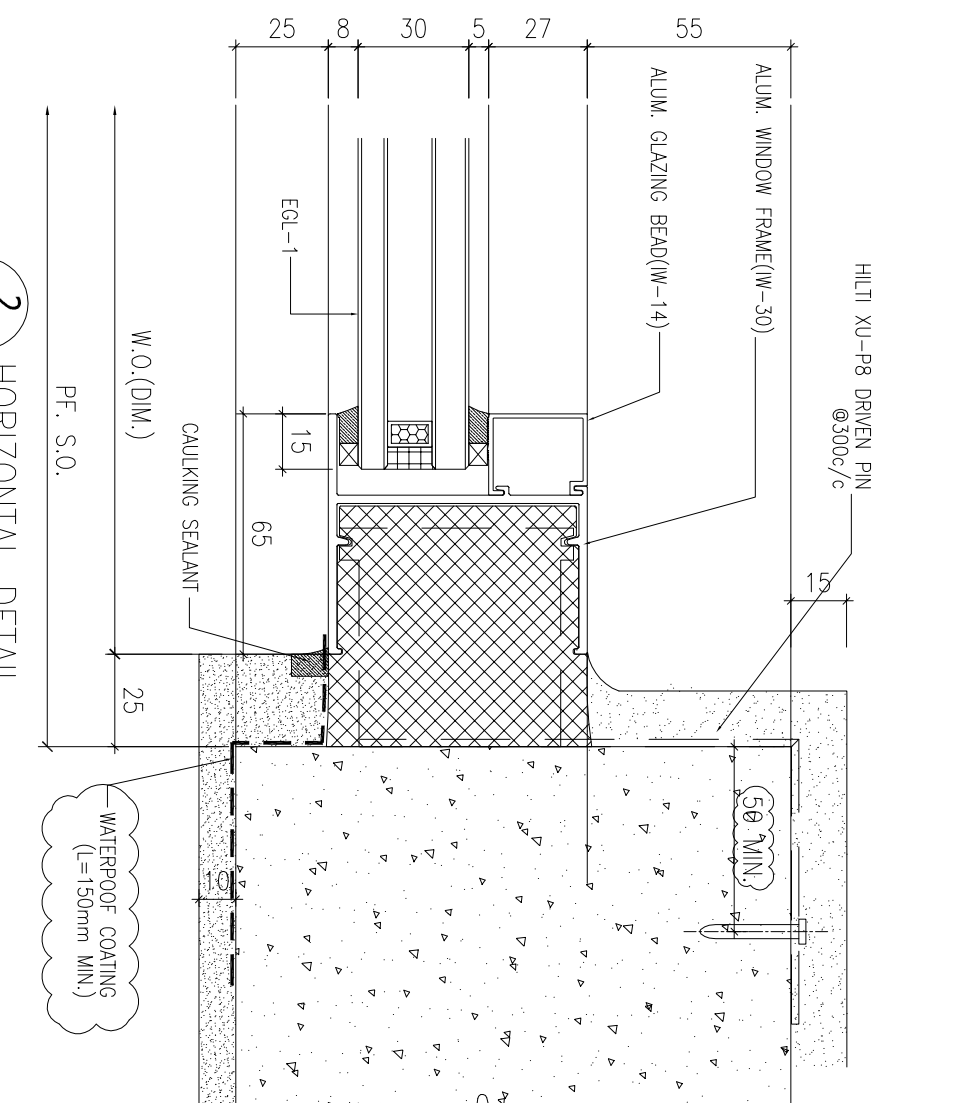
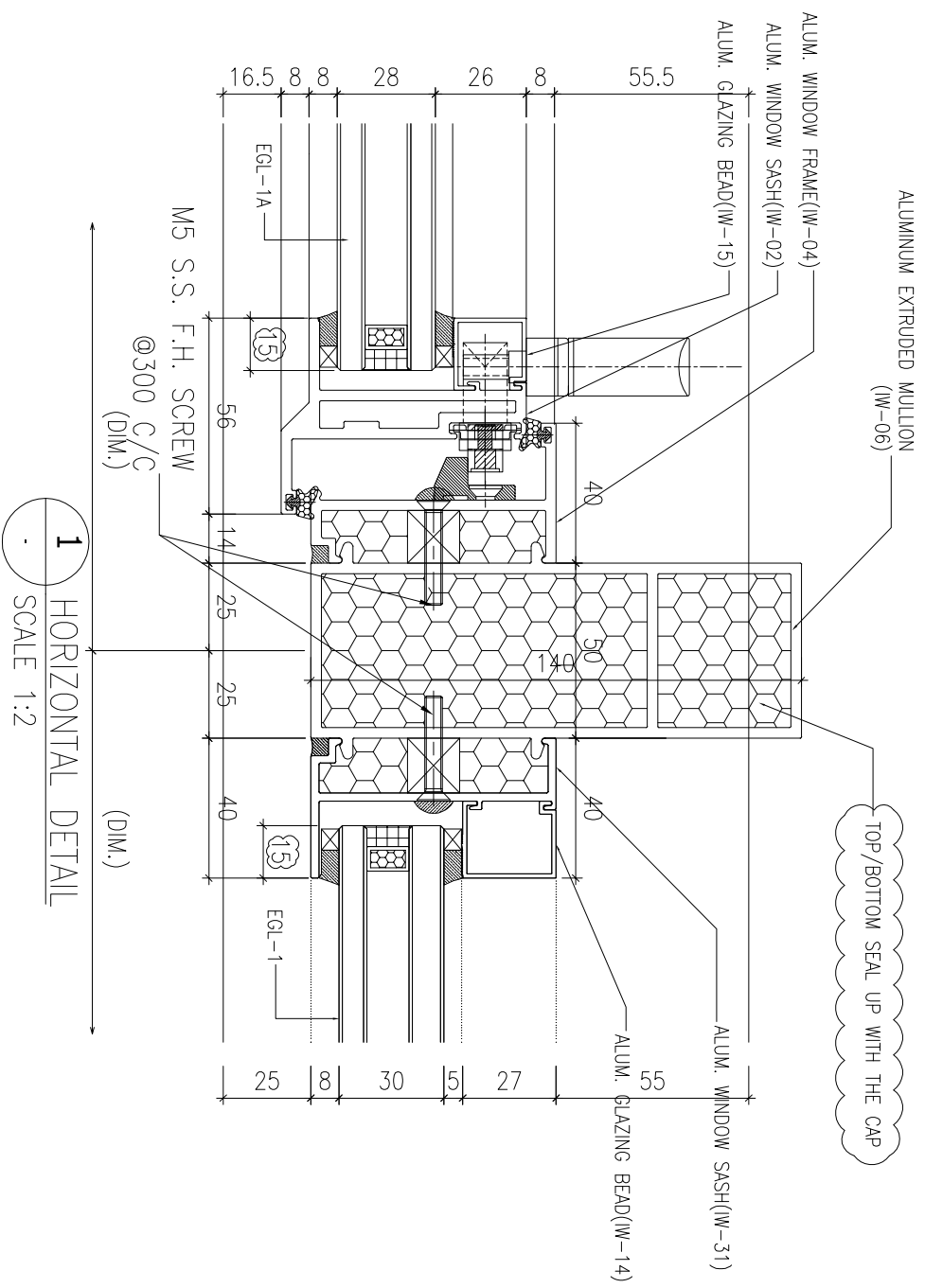
DWG NO. : J856-SD-W-6007g REV. : A

50窗



01 TYPICAL SECTION

S.F.L.



B.D. REF :

CLIENT : **SUN HUNG KAI** REAL ESTATE AGENCY LTD.
42/F, SUN HUNG KAI CENTRE, WANCHAI, HONGKONG

ARCHITECT : **lwk&partners**
A R C H I T E C T S

MAIN CONTRACTOR : **怡輝建築有限公司**
Yee Fai Building Contractors Ltd.

STRUCTURAL ENGINEER : **ARUP**

FAÇADE CONSULTANT : **ALPHA CONSULTING LIMITED**
Steel Structure & Façade Specialist

NOTE :
1. ALL DIMENSIONS ARE IN mm.
2. ALL ELEVATIONS ARE VIEWED FROM OUTSIDE.
3. ALL DIMENSIONS TO BE VERIFIED ON SITE BEFORE FABRICATION.

LEGEND :
X1 --- DETAIL MARK NO.
X001 --- REFER SHEET NO.

1. F.F.L. --- FINISHED FLOOR LEVEL
2. S.F.L. --- STRUCTURAL FLOOR LEVEL
3. (R) --- REVERSED DETAIL
4. GLASS LEGEND
EGL-1 --- 6mmH+12mm AIR GAP+10mmTP THK. LG.U.
EGL-1A --- 6mmH+12mm AIR GAP+9mmTP THK. LG.U.
EGL-2 --- 10mm THK. CLEAR TEMPERED GLASS
EGL-4 --- 10mm THK. TEMPERED ACID ETCHED GLASS

JOB NO. : J-856

PROJECT : PROPOSED DEVELOPMENT ABOVE LIGHT RAIL TIN WING STOP,T5WTL NO.23,AREA 33,TIN SHUI WAI, N.T.

TITLE : TYPICAL DETAILS FOR IN-SITU WINDOW

DATE : 20-Jun-22 SCALE : 1:40

DRAWN BY : IYON CHECKED BY :

REVISION SUBJECT TO ALPHA COMMENT

NO.	DATE	REVISION	BY
A	28/07/2022	REVISION SUBJECT TO ALPHA COMMENT	

Units 6-8, Sunray Industrial Centre, Kowloon
610 Cho Kwai Ling Road, Kowloon
Tel:23489211-4 Fax:(852)2727666

業特鋁質有限公司
MIDI ALUMINUM FABRICATOR LTD.

DWG NO. : J856-SD-W-6008 REV : A

B.D. REF :

CLIENT :

SUN HUNG KAI
REAL ESTATE AGENCY LTD.
42/F, SUN HUNG KAI CENTRE, WANCHAI, HONGKONG

ARCHITECT :

lwk&partners
a r c h i t e c t s

MAIN CONTRACTOR :

怡輝建築有限公司
Yee Fai Building Contractors Ltd.

STRUCTURAL ENGINEER :

ARUP
ALPHA CONSULTING LIMITED
Steel Structure & Facade Specialist

FAÇADE CONSULTANT :

ARUP
ALPHA CONSULTING LIMITED
Steel Structure & Facade Specialist

NOTE :

1. ALL DIMENSIONS ARE IN mm.
2. ALL ELEVATIONS ARE VIEWED FROM OUTSIDE.
3. ALL DIMENSIONS TO BE VERIFIED ON SITE BEFORE FABRICATION.

LEGEND :

X1 --- DETAIL MARK NO.
X001 --- REFER SHEET NO.

1. F.F.L. --- FINISHED FLOOR LEVEL
2. S.F.L. --- STRUCTURAL FLOOR LEVEL
3. **(R)** --- REVERSED DETAIL

4. GLASS LEGEND

EGL-1 --- 8mmH+12mm AIR GAP+10mmTP THK. IG.U.
EGL-1A --- 8mmH+12mm AIR GAP+9mmTP THK. IG.U.
EGL-2 --- 10mm THK. CLEAR TEMPERED GLASS
EGL-4 --- 10mm THK. TEMPERED ACID ETCHED GLASS

NO.	DATE	REVISION	REVISION SUBJECT TO ARCH-COMMENT	BY
C	28/07/2022	REVISION SUBJECT TO ARCH-COMMENT		lwk
B	24/11/2021	REVISION SUBJECT TO ARCH-COMMENT		lwk
A	10/11/2021	REVISION SUBJECT TO ARCH-COMMENT		lwk

JOB NO. : J-856

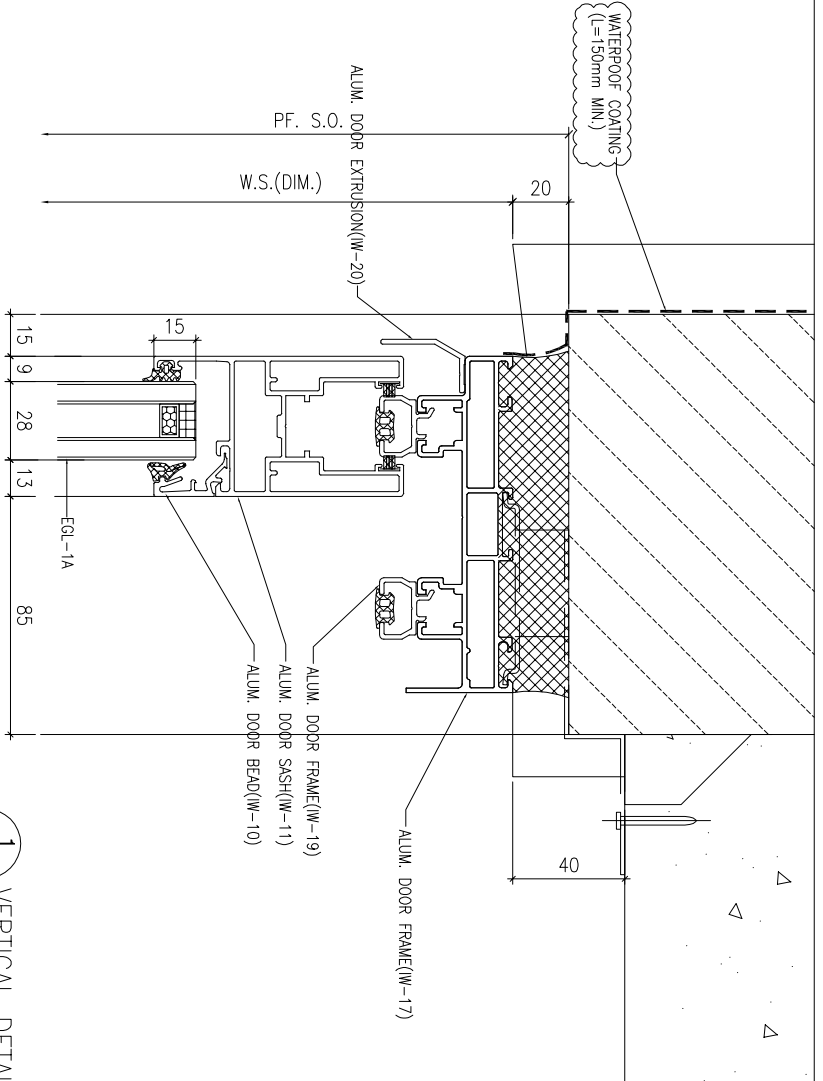
PROJECT : PROPOSED DEVELOPMENT ABOVE LIGHT RAIL TIN WING STOP, TSWTL NO.23, AREA 33, TIN SHUI WAI, N.T.

TITLE : TYPICAL DETAILS FOR IN-SITU WINDOW

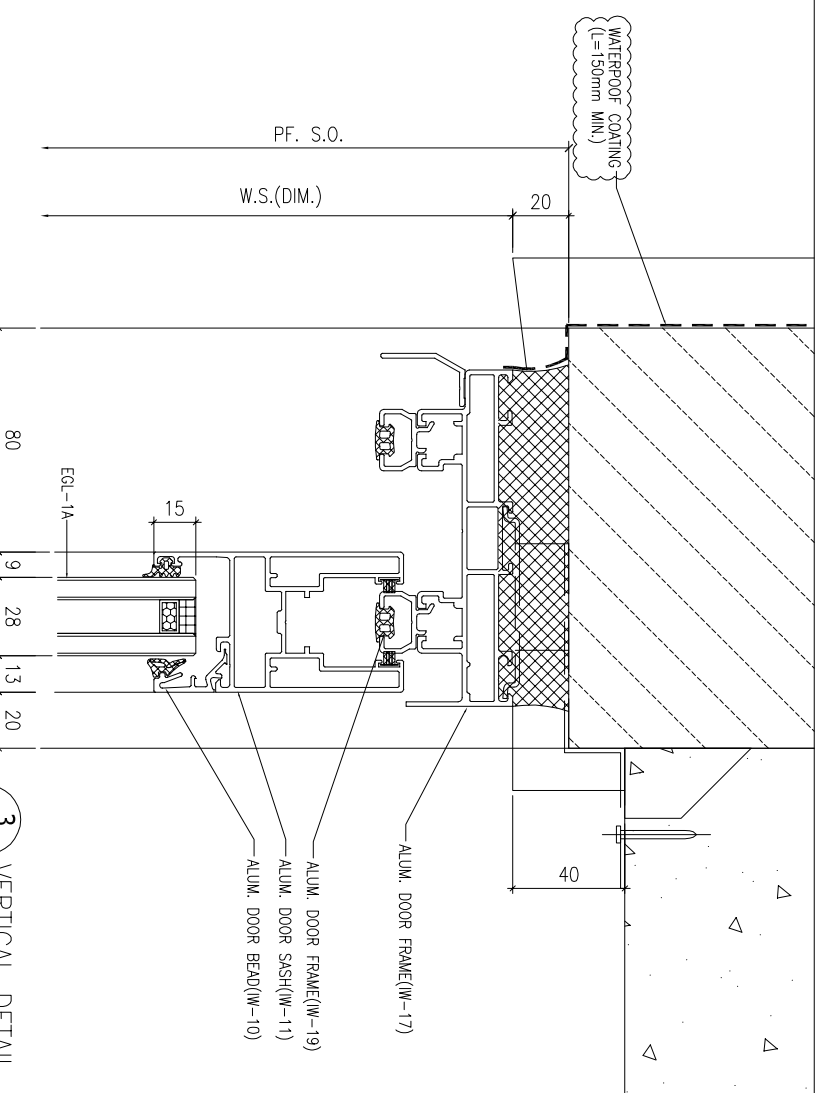
DATE : 02-Aug-21 SCALE : 1:40

DRAWN BY : lwnn CHECKED BY :

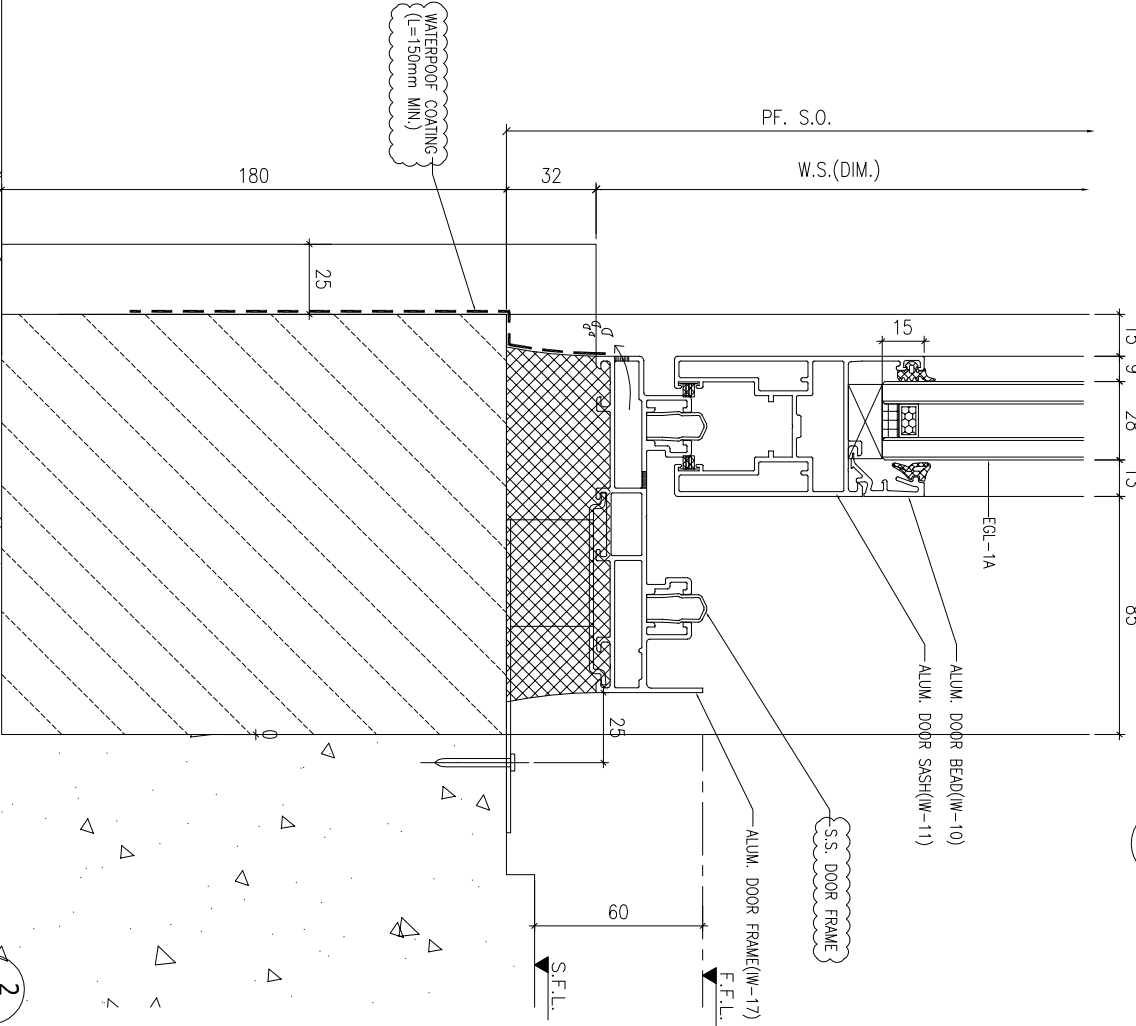
美特鋁質有限公司
MIDI ALUMINIUM FABRICATOR LTD.
Units 6-8, Sunray Industrial Centre, 1/F
610 Cho Kwai Ling Road, Kowloon
Tel: 23489211-4 Fax: (852) 27727666
DWG NO. : J856-SD-W-7001 REV. : C



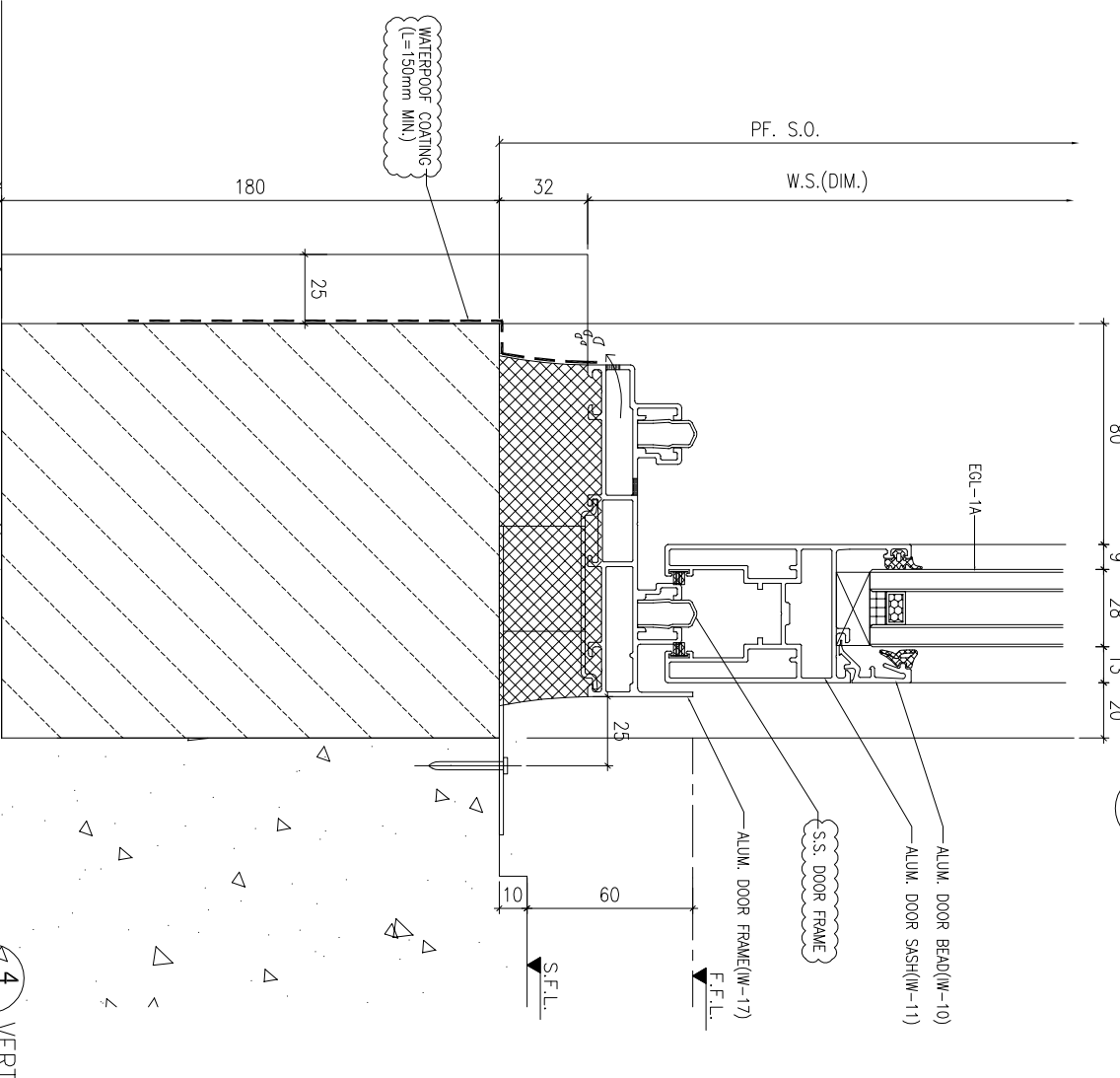
1 VERTICAL DETAIL
SCALE 1:2



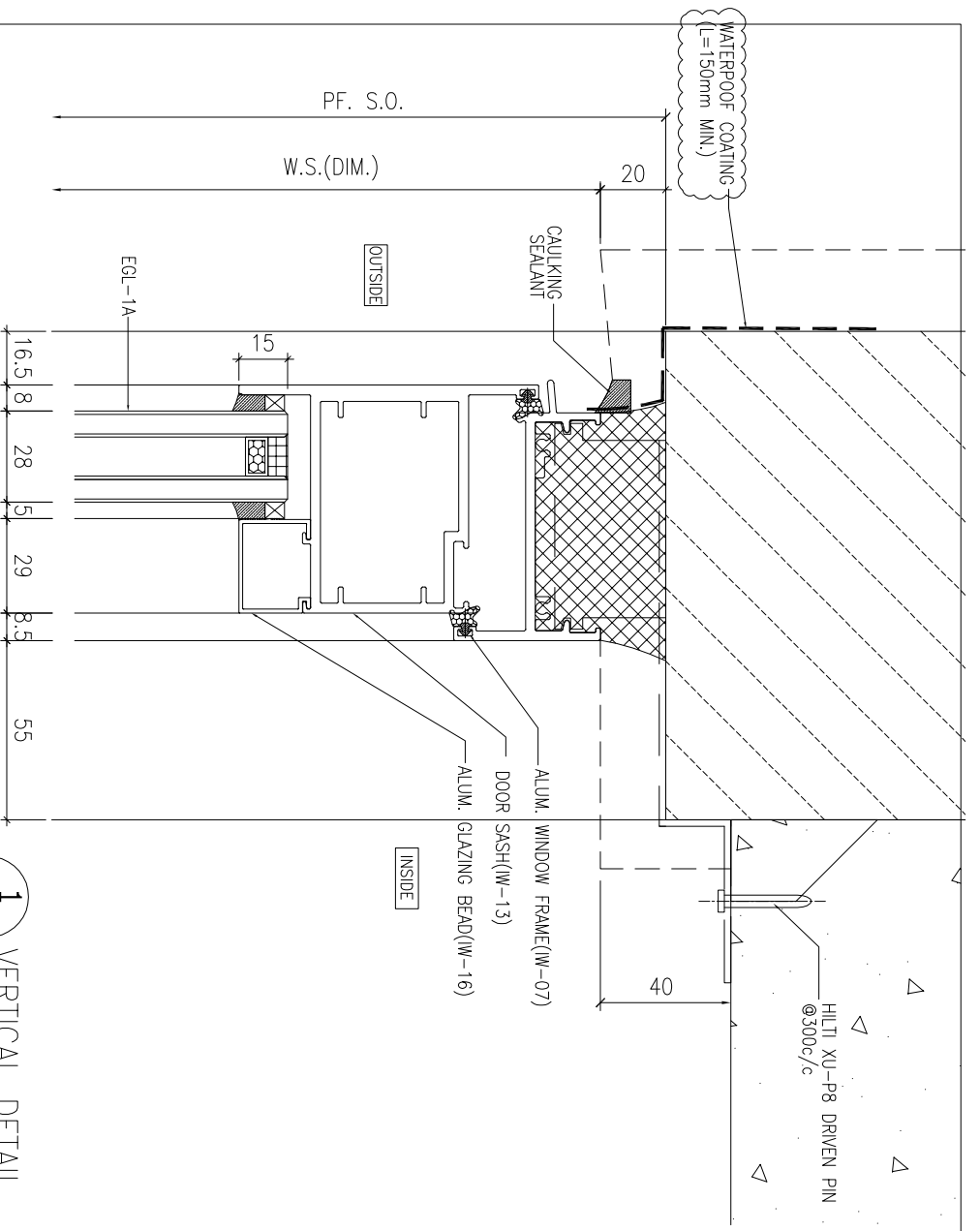
3 VERTICAL DETAIL
SCALE 1:2



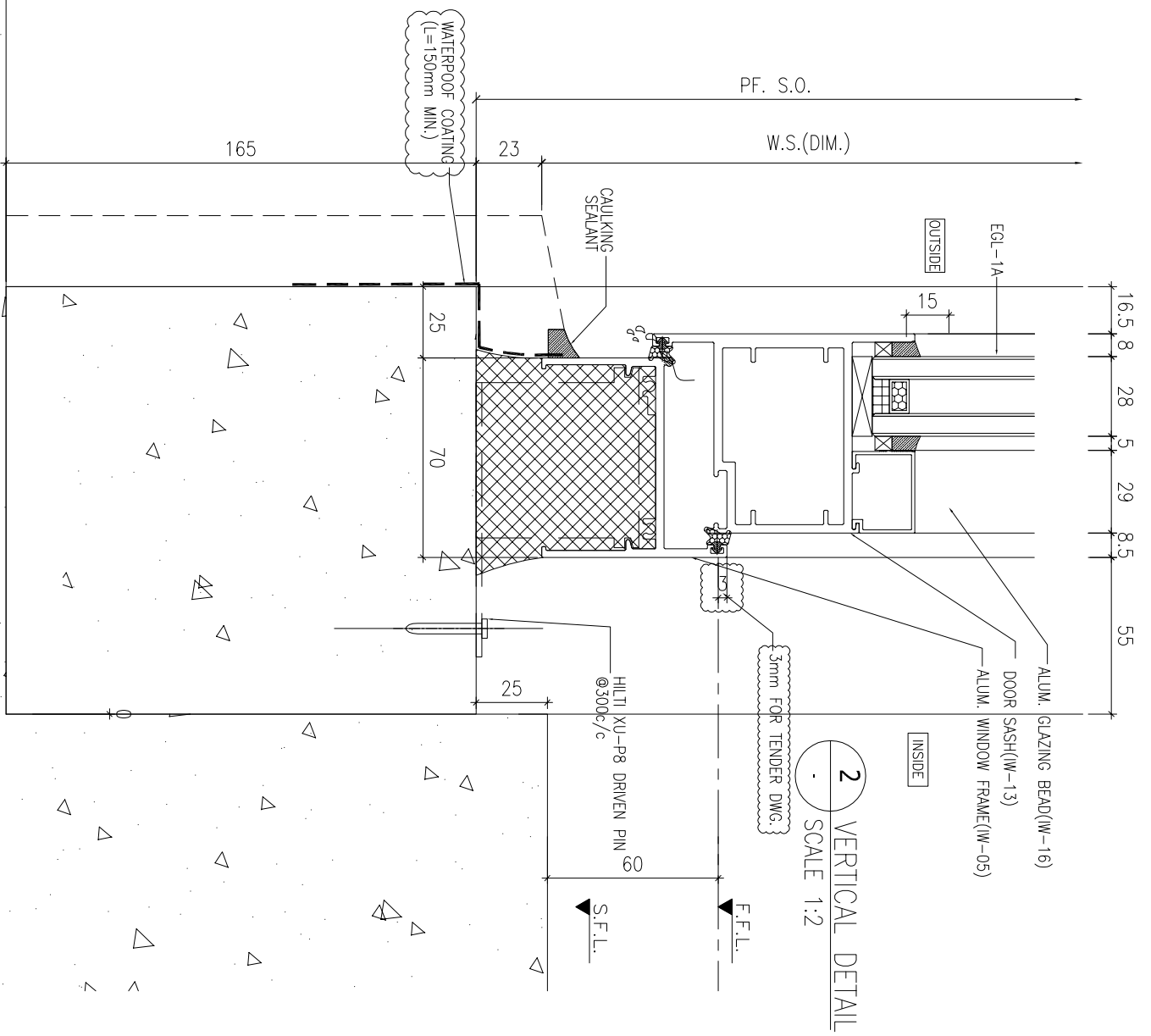
2 VERTICAL DETAIL
SCALE 1:2



4 VERTICAL DETAIL
SCALE 1:2



1 VERTICAL DETAIL
SCALE 1:2



2 VERTICAL DETAIL
SCALE 1:2

B.D. REF :

CLIENT :

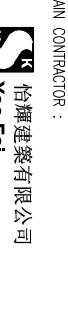


42/F, SUN HUNG KAI CENTRE, WANCHAI, HONGKONG

ARCHITECT :



MANU CONTRACTOR :



STRUCTURAL ENGINEER :



FAÇADE CONSULTANT:



Steel Structure & Façade Specialist

NOTE:

1. ALL DIMENSIONS ARE IN mm.
2. ALL ELEVATIONS ARE VIEWED FROM OUTSIDE.
3. ALL DIMENSIONS TO BE VERIFIED ON SITE BEFORE FABRICATION.

LEGEND:

- (X1) --- DETAIL MARK NO.
- (X001) --- REFER SHEET NO.

1. F.F.L. --- FINISHED FLOOR LEVEL
2. S.F.L. --- STRUCTURAL FLOOR LEVEL
3. (R) --- REVERSED DETAIL
4. GLASS LEGEND

- EGL-1 --- 6mmH5+12mm AIR GAP+10mmTP THK. LG.U.
- EGL-1A --- 6mmH5+12mm AIR GAP+9mmTP THK. LG.U.
- EGL-2 --- 10mm THK. CLEAR TEMPERED GLASS
- EGL-4 --- 10mm THK. TEMPERED ACID ETCHED GLASS

NO.	DATE	REVISION	BY
D	28/07/2022	REVISION SUBJECT TO ALPHA COMMENT	hwn
C	21/06/2022	REVISION SUBJECT TO ARCH.COMMENT	hwn
B	24/11/2021	REVISION SUBJECT TO ARCH.COMMENT	hwn
A	10/11/2021	REVISION SUBJECT TO ARCH.COMMENT	hwn

JOB NO. : J-856

PROJECT :

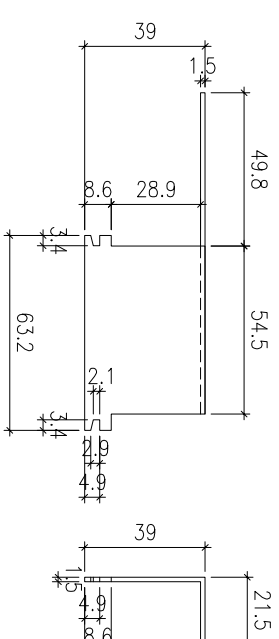
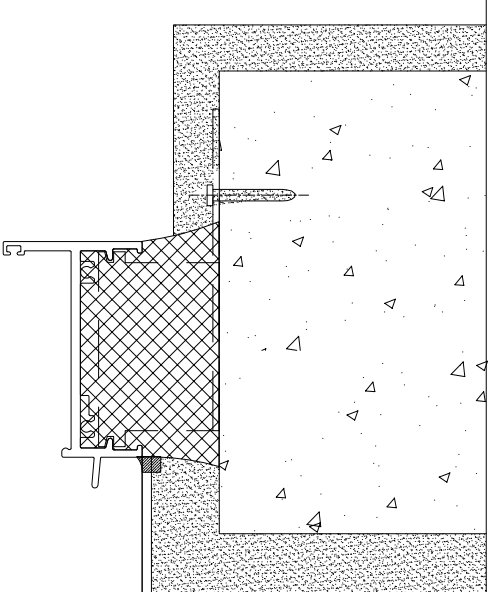
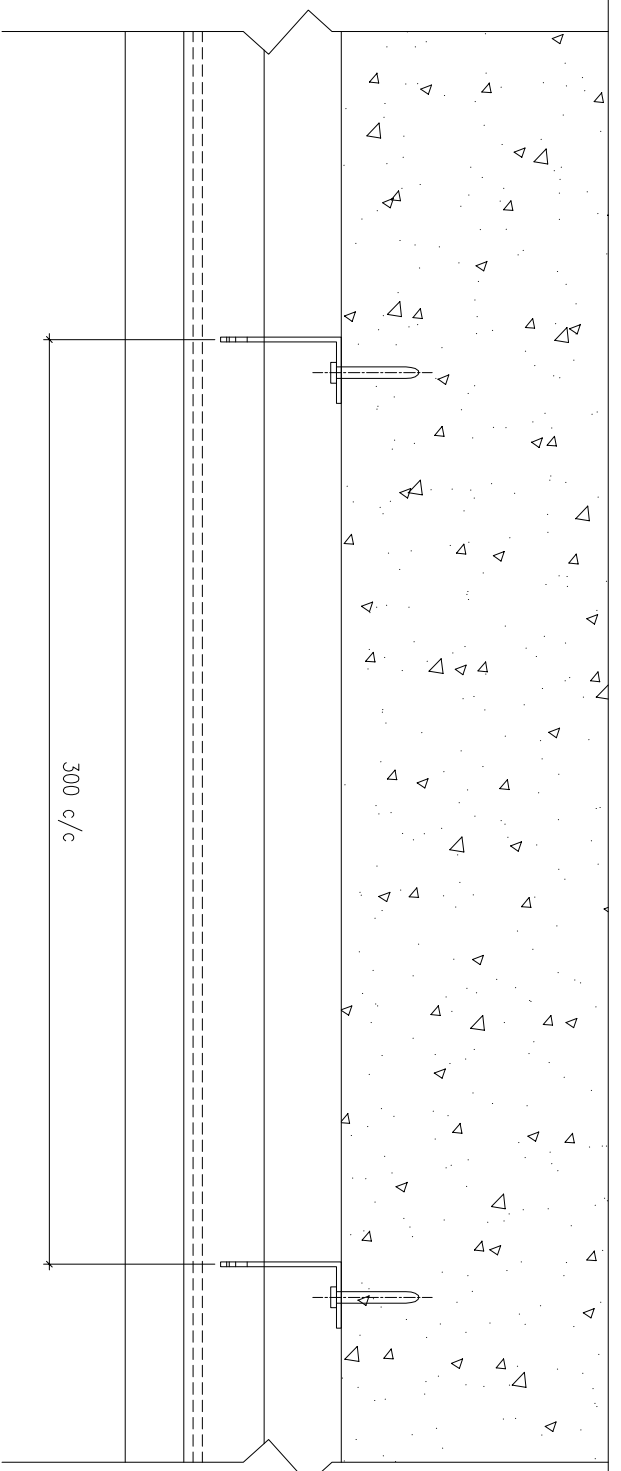
PROPOSED DEVELOPMENT ABOVE LIGHT RAIL TIN WING STOP-TSMTL NO.23,AREA 33,TIN SHUI WAL, N.T.

TITLE : TYPICAL DETAILS FOR IN-SITU WINDOW

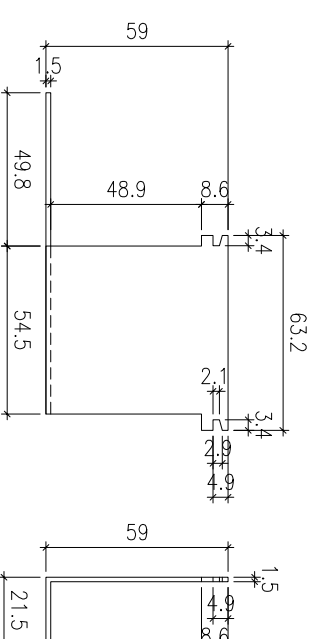
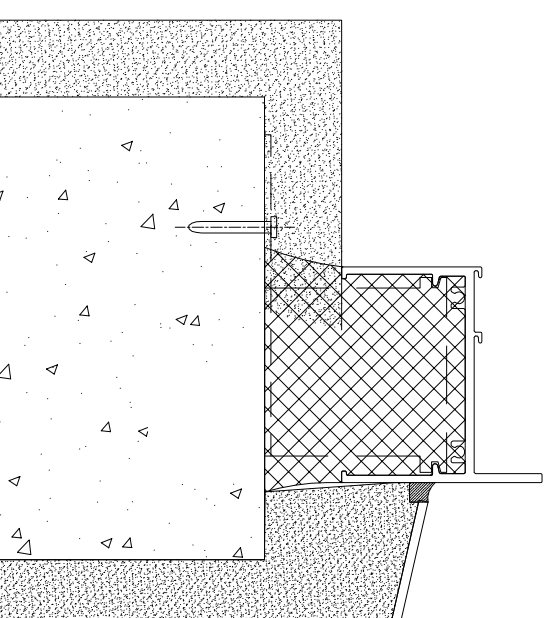
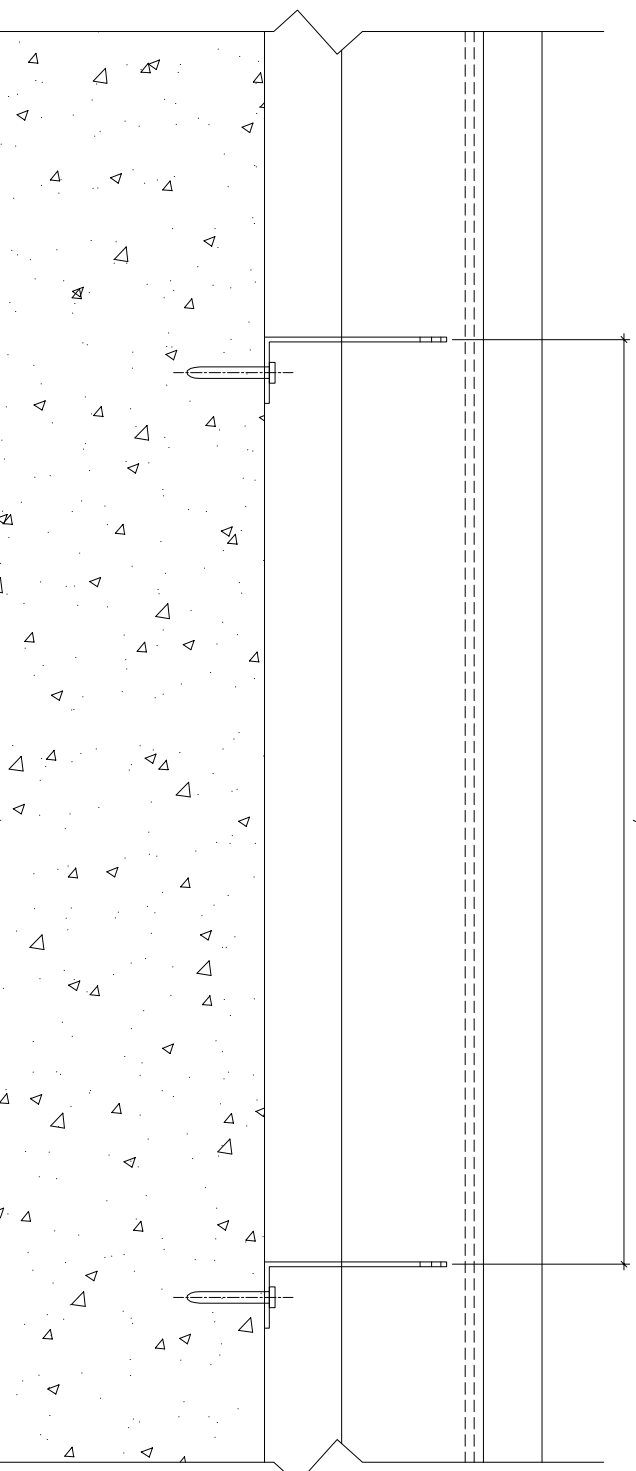
DATE : 02-Aug-21 SCALE : 1:40

DRAWN BY : IYON CHECKED BY :

美特鋁質有限公司
MIDI ALUMINIUM FABRICATOR LTD.
Units 6-8, Sunray Industrial Centre, 1/F
610 Cho Kwo Ling Road, Kowloon
Tel:23489211-4 Fax:(852)27727666
DWG NO. : J856-SD-W-7003 REV. : D



1 VERTICAL DETAIL
SCALE 1:2



1 VERTICAL DETAIL
SCALE 1:2

B.D. REF :

CLIENT :

SUN HUNG KAI
REAL ESTATE AGENCY LTD.
42/F, SUN HUNG KAI CENTRE, WANCHAI, HONGKONG

ARCHITECT :

lwk&partners
a r c h i t e c t s

MAIN CONTRACTOR :

怡輝建築有限公司
Yee Fai Building Contractors Ltd.

STRUCTURAL ENGINEER :

ARUP

FAÇADE CONSULTANT:

ALPHA CONSULTING LIMITED
Steel Structure & Façade Specialist

NOTE :

1. ALL DIMENSIONS ARE IN mm.
2. ALL ELEVATIONS ARE VIEWED FROM OUTSIDE.
3. ALL DIMENSIONS TO BE VERIFIED ON SITE BEFORE FABRICATION.

LEGEND :

X1 — DETAIL MARK NO.
X001 — REFER SHEET NO.

1. F.F.L. --- FINISHED FLOOR LEVEL
2. S.F.L. --- STRUCTURAL FLOOR LEVEL
3. (R) --- REVERSED DETAIL

4. GLASS LEGEND

- EQ1-1 --- 6mmH5+12mm AIR GAP+10mmTP THK. IG.U.
- EQ1-1A --- 6mmH5+12mm AIR GAP+9mmTP THK. IG.U.
- EQ1-2 --- 10mm THK. CLEAR TEMPERED GLASS
- EQ1-4 --- 10mm THK. TEMPERED ACID ETCHED GLASS

NO.	DATE	REVISION SUBJECT TO ARCH/COMMENT	ISSUED BY
A	10/11/2021		

JOB NO. : J-856

PROJECT :
PROPOSED DEVELOPMENT ABOVE
LIGHT RAIL TIN WING STOP/TSWTL
NO.23,AREA 33,TIN SHUI WAI, N.T.

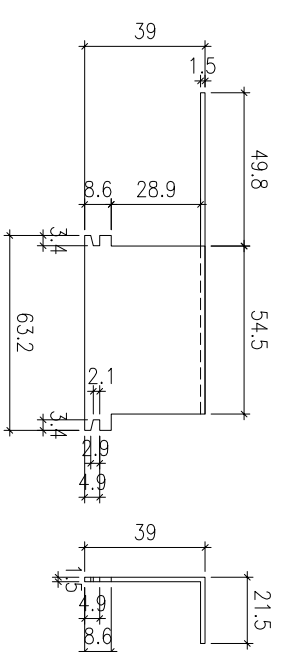
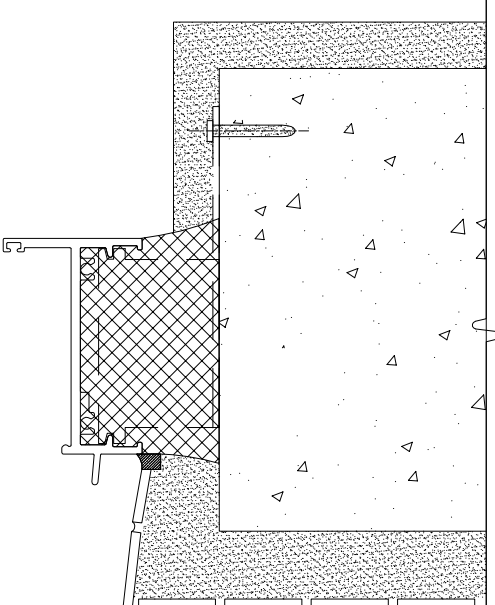
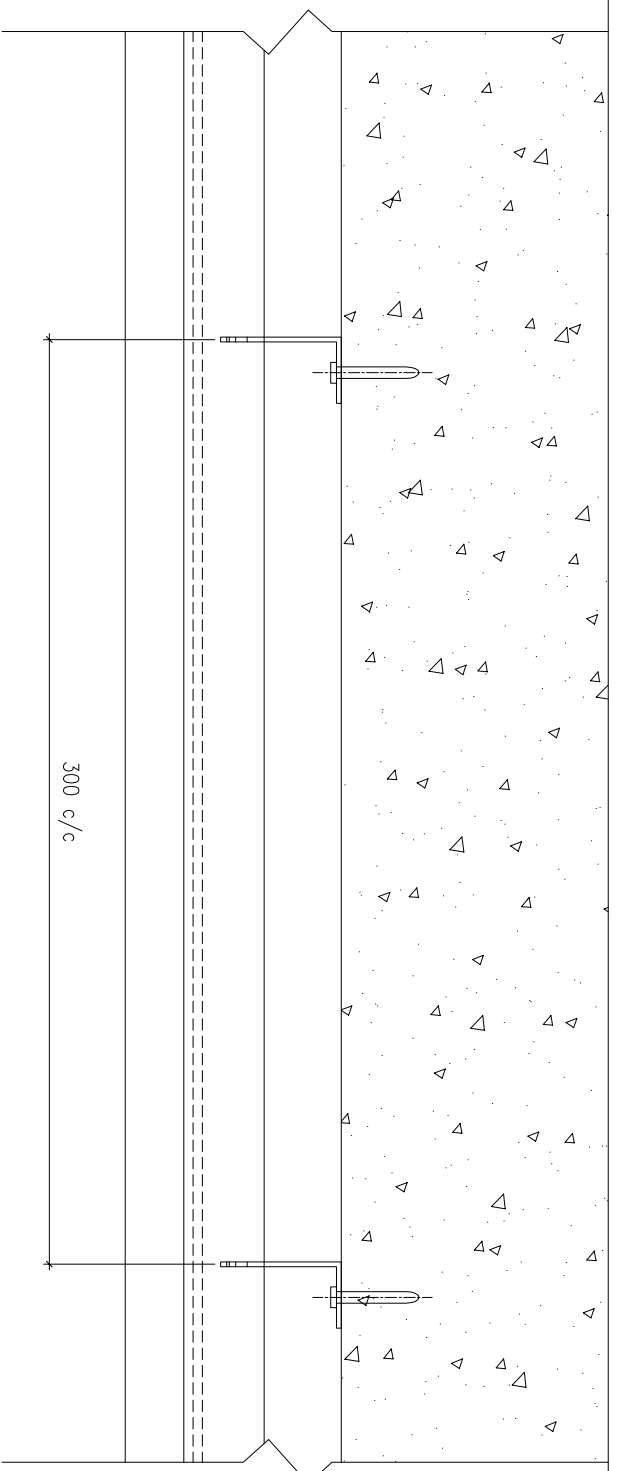
TITLE :
G.M.S. FIXING LUG TYPICAL DETAIL
FOR IN-SITU WINDOW

DATE : 02-Aug-21 SCALE : 1:60

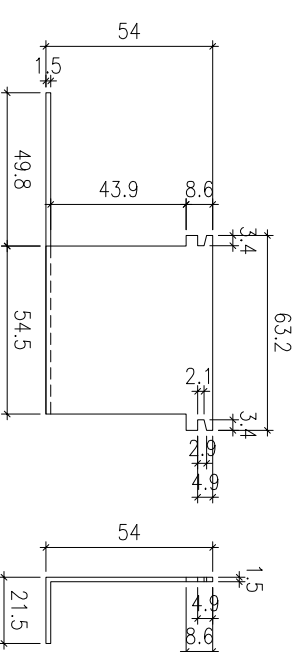
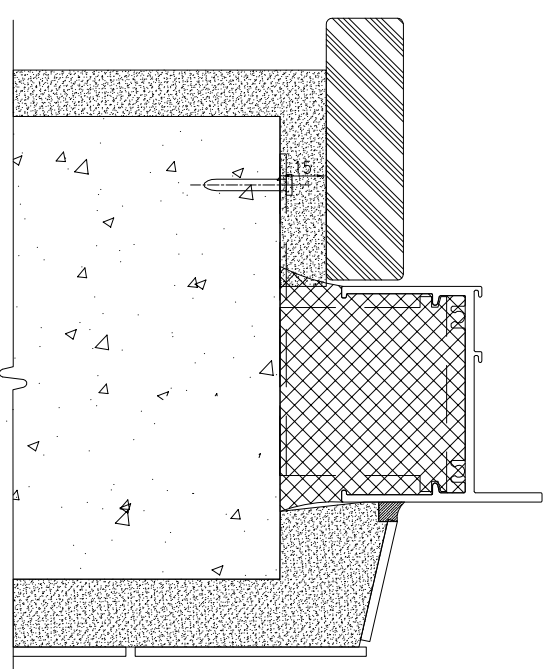

DRAWN BY : IYON CHECKED BY :

美特鋁質有限公司
MIDI ALUMINIUM FABRICATOR LTD.
Units 6-8, Sunray Industrial Centre, 1/F
610 Cho Kwong Road, Kowloon
Tel:23489211-4 Fax:(852)2727666

DWG NO. : J856-SD-W-7004 REV : A



1 VERTICAL DETAIL
SCALE 1:2



1 VERTICAL DETAIL
SCALE 1:2

BD. REF :

CLIENT :

SUN HUNG KAI
REAL ESTATE AGENCY LTD.
42/F, SUN HUNG KAI CENTRE, WANCHAI, HONGKONG

ARCHITECT :

lwk&partners
a r c h i t e c t s

MAIN CONTRACTOR :

怡輝建築有限公司
Yee Fai Building Contractors Ltd.

STRUCTURAL ENGINEER :

ARUP

FAÇADE CONSULTANT:

ALPHA CONSULTING LIMITED
Steel Structure & Façade Specialist

NOTE :

1. ALL DIMENSIONS ARE IN mm.
2. ALL ELEVATIONS ARE VIEWED FROM OUTSIDE.
3. ALL DIMENSIONS TO BE VERIFIED ON SITE BEFORE FABRICATION.

LEGEND :

- X1 — DETAIL MARK NO.
- X001 — REFER SHEET NO.

1. F.F.L. --- FINISHED FLOOR LEVEL
2. S.F.L. --- STRUCTURAL FLOOR LEVEL
3. (R) --- REVERSED DETAIL
4. GLASS LEGEND
EQ1-1 --- 6mmH5+12mm AIR GAP+10mmTP THK. LG.U.
EQ1-1A --- 6mmH5+12mm AIR GAP+9mmTP THK. LG.U.
EQ1-2 --- 10mm THK. CLEAR TEMPERED GLASS
EQ1-4 --- 10mm THK. TEMPERED ACID ETCHED GLASS

NO.	DATE	REVISION SUBJECT TO ARCH/COMMENT	ISSUED BY
A	10/11/2021		
B			

JOB NO. : J-856

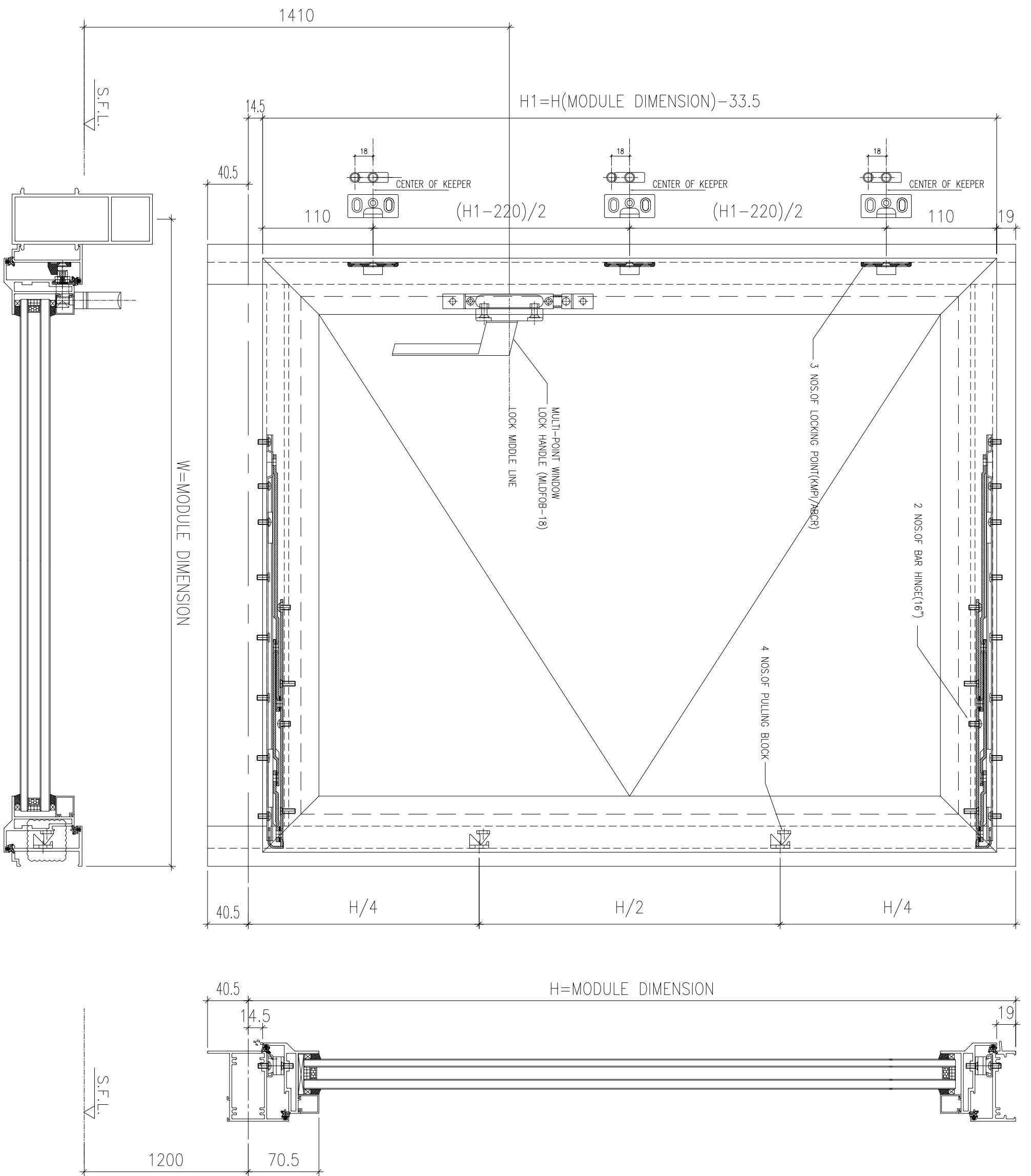
PROJECT : PROPOSED DEVELOPMENT ABOVE LIGHT RAIL TIN WING STOP/TSWTL NO.23,AREA 33,TIN SHUI WAI, N.T.

TITLE : G.M.S. FIXING LUG TYPICAL DETAIL FOR IN-SITU WINDOW

DATE : 02-Aug-21 SCALE : 1:60

DRAWN BY : IYON CHECKED BY :

美特鋁質有限公司
MIDI ALUMINIUM FABRICATOR LTD.
Units 6-8, Sunray Industrial Centre, 1/F
610 Cho Kwo Ling Road, Kowloon
Tel:23489211-4 Fax:(852)2727666
DWG NO. : J856-SD-W-7005 REV : A



B.D. REF :

CLIENT :

SUN HUNG KAI
REAL ESTATE AGENCY LTD.
42/F, SUN HUNG KAI CENTRE, WANCHAI, HONGKONG

ARCHITECT :

lwk&partners
a r c h i t e c t s

MAIN CONTRACTOR :

怡輝建築有限公司
Yee Fai Building Contractors Ltd.

STRUCTURAL ENGINEER :

ARUP

FAÇADE CONSULTANT :

ALPHA CONSULTING LIMITED
Steel Structure & Façade Specialist

NOTE :

1. ALL DIMENSIONS ARE IN mm.
2. ALL ELEVATIONS ARE VIEWED FROM OUTSIDE.
3. ALL DIMENSIONS TO BE VERIFIED ON SITE BEFORE FABRICATION.

LEGEND :

- (X1) — DETAIL MARK NO.
- (X001) — REFER SHEET NO.

1. F.F.L. --- FINISHED FLOOR LEVEL
2. S.F.L. --- STRUCTURAL FLOOR LEVEL
3. (R) --- REVERSED DETAIL

4. GLASS LEGEND

- EQ1-1 --- 6mmH5+12mm AIR GAP+10mmTP THK. I.G.U.
- EQ1-1A --- 6mmH5+12mm AIR GAP+9mmTP THK. I.G.U.
- EQ1-2 --- 10mm THK. CLEAR TEMPERED GLASS
- EQ1-4 --- 10mm THK. TEMPERED ACID ETCHED GLASS

JOB NO. : J-856

PROJECT :

PROPOSED DEVELOPMENT ABOVE
LIGHT RAIL TIN WING STOP-TSWTL
NO.23,AREA 33,TIN SHUI WA, N.T.

TITLE :

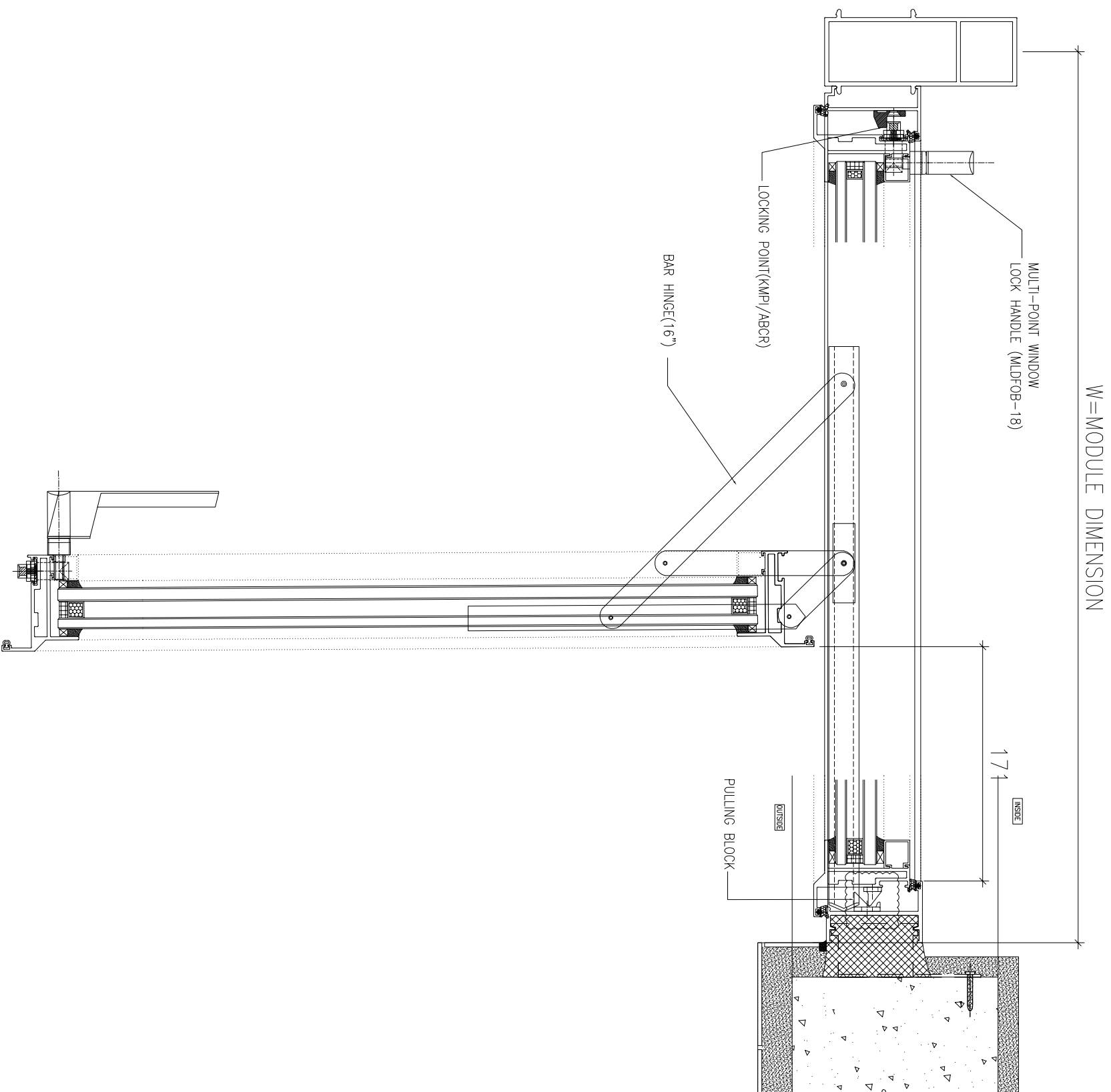
TYPICAL EARTHING
BONDING DETAILS OF IN-SITU

DATE : 02-Aug-21 SCALE : 1:60

DRAWN BY : IYON CHECKED BY :

美特鋁質有限公司
MDI ALUMINIUM FABRICATOR LTD.
Units 6-8, Sunray Industrial Centre, 1/F
610 Cho Kwong Road, Kowloon
Tel:23489211-4 Fax:(852)27275666

DWG NO. : J856-SD-W-7009 REV. : B



B.D. REF :

CLIENT :

SUN HUNG KAI
REAL ESTATE AGENCY LTD.
42/F, SUN HUNG KAI CENTRE, WANCHAI, HONGKONG

ARCHITECT :

lwk&partners
a r c h i t e c t s

MAIN CONTRACTOR :

怡輝建築有限公司
Yee Fai Building Contractors Ltd.

STRUCTURAL ENGINEER :

ARUP

FAÇADE CONSULTANT :

ALPHA CONSULTING LIMITED
Steel Structure & Façade Specialist

NOTE :

1. ALL DIMENSIONS ARE IN mm.
2. ALL ELEVATIONS ARE VIEWED FROM OUTSIDE.
3. ALL DIMENSIONS TO BE VERIFIED ON SITE BEFORE FABRICATION.

LEGEND :

(X1) ——— DETAIL MARK NO.
(X001) ——— REFER SHEET NO.

1. F.F.L. --- FINISHED FLOOR LEVEL
2. S.F.L. --- STRUCTURAL FLOOR LEVEL
3. (R) --- REVERSED DETAIL

4. GLASS LEGEND
- EQL-1 --- 8mmH5+12mm AIR GAP+10mmTP THK. LG.U.
- EQL-1A --- 8mmH5+12mm AIR GAP+9mmTP THK. LG.U.
- EQL-2 --- 10mm THK. CLEAR TEMPERED GLASS
- EQL-4 --- 10mm THK. TEMPERED ACID ETCHED GLASS

NO.	DATE	REVISION SUBJECT TO ARCH-COMMENT	BY
B	13/01/2022	REVISION SUBJECT TO ARCH-COMMENT	lwk
A	10/11/2021	REVISION SUBJECT TO ARCH-COMMENT	lwk

JOB NO. : J-856

PROJECT :
PROPOSED DEVELOPMENT ABOVE
LIGHT RAIL TIN WING STOP-TSWTL
NO.23,AREA 33,TIN SHUI WAI, N.T.

TITLE :
TYPICAL EARTHING
BONDING DETAILS OF IN-SITU

DATE : 02-Aug-21 SCALE : 1:60

DRAWN BY : lwnn CHECKED BY :

美特鋁質有限公司
MDI ALUMINIUM FABRICATOR LTD.
Units 6-8, Sunray Industrial Centre, 1/F
610 Cho Kwo Ling Road, Kowloon
Tel:23489211-4 Fax:(852)2727666
DWG NO. : J856-SD-W-7010 REV. : B

B.D. REF :

CLIENT :

SUN HUNG KAI
REAL ESTATE AGENCY LTD.
42/F, SUN HUNG KAI CENTRE, WANCHAI, HONGKONG

ARCHITECT :

lwk&partners
a r c h i t e c t s

MAIN CONTRACTOR :

Yee Fai 怡輝建築有限公司
Building Contractors Ltd.

STRUCTURAL ENGINEER :

ARUP

FAÇADE CONSULTANT :

ALPHA CONSULTING LIMITED
Steel Structure & Façade Specialist

NOTE :

1. ALL DIMENSIONS ARE IN mm.
2. ALL ELEVATIONS ARE VIEWED FROM OUTSIDE.
3. ALL DIMENSIONS TO BE VERIFIED ON SITE BEFORE FABRICATION.

LEGEND :

- (X1) --- DETAIL MARK NO.
- (X001) --- REFER SHEET NO.

1. F.F.L. --- FINISHED FLOOR LEVEL
2. S.F.L. --- STRUCTURAL FLOOR LEVEL
3. (R) --- REVERSED DETAIL

4. GLASS LEGEND
- EQ1-1 --- 8mmH5+12mm AIR GAP+10mmTP THK. LG.U.
- EQ1-1A --- 6mmH5+12mm AIR GAP+9mmTP THK. LG.U.
- EQ1-2 --- 10mm THK. CLEAR TEMPERED GLASS
- EQ1-4 --- 10mm THK. TEMPERED ACID ETCHED GLASS

NO.	DATE	REVISION	REVISION SUBJECT TO ARCH-COMMENT	BY
B	13/01/2022	REVISION SUBJECT TO ARCH-COMMENT		hwk
A	10/11/2021	REVISION SUBJECT TO ARCH-COMMENT		hwk

JOB NO. : J-856

PROJECT :

PROPOSED DEVELOPMENT ABOVE
LIGHT RAIL TIN WING STOP-TSWTL
NO.23,AREA 33,TIN SHUI WAI, N.T.

TITLE :


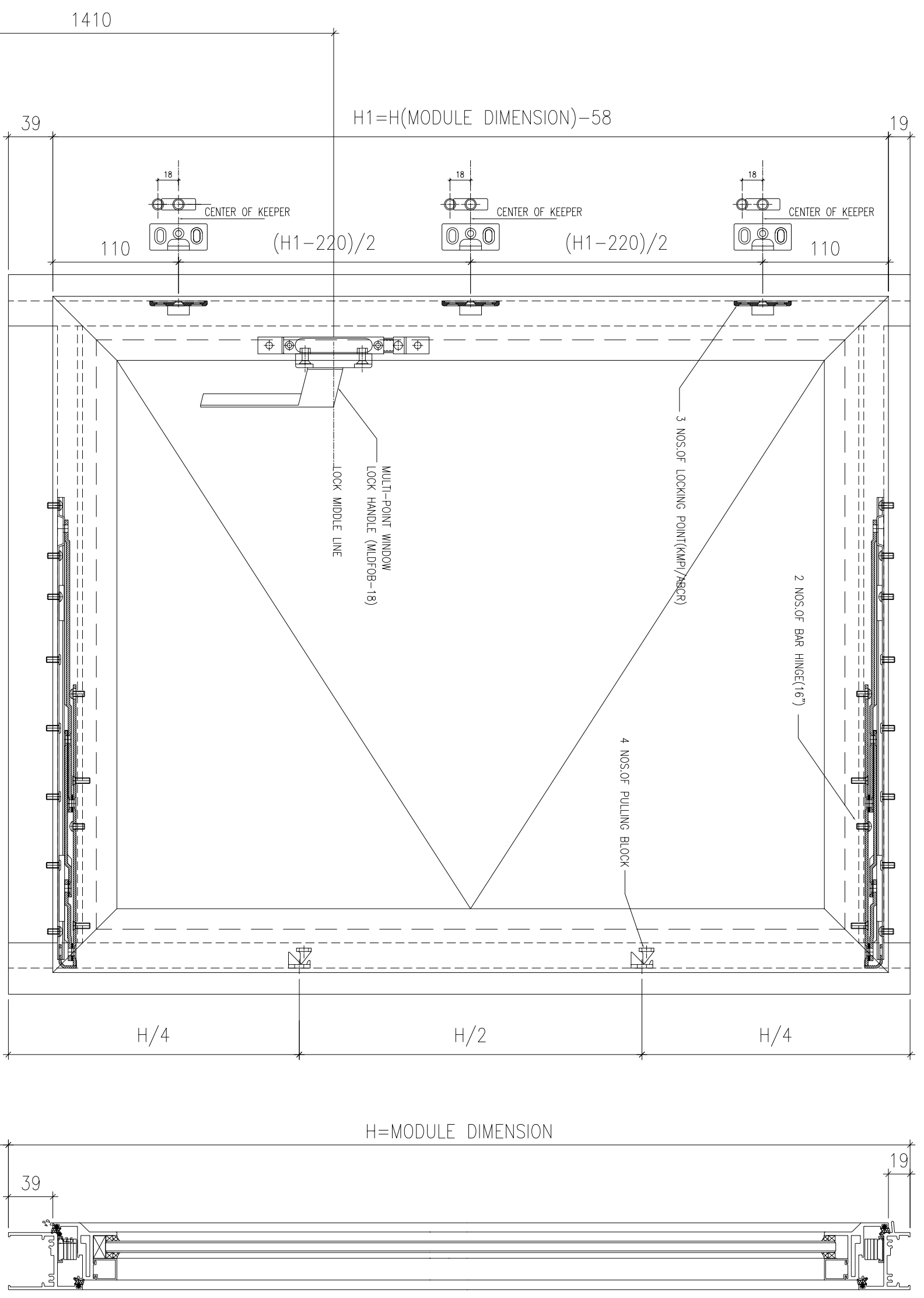
TYPICAL EARTHING
BONDING DETAILS OF IN-SITU

DATE : 02-Aug-21 SCALE : 1:60

DRAWN BY : IYVN CHECKED BY :

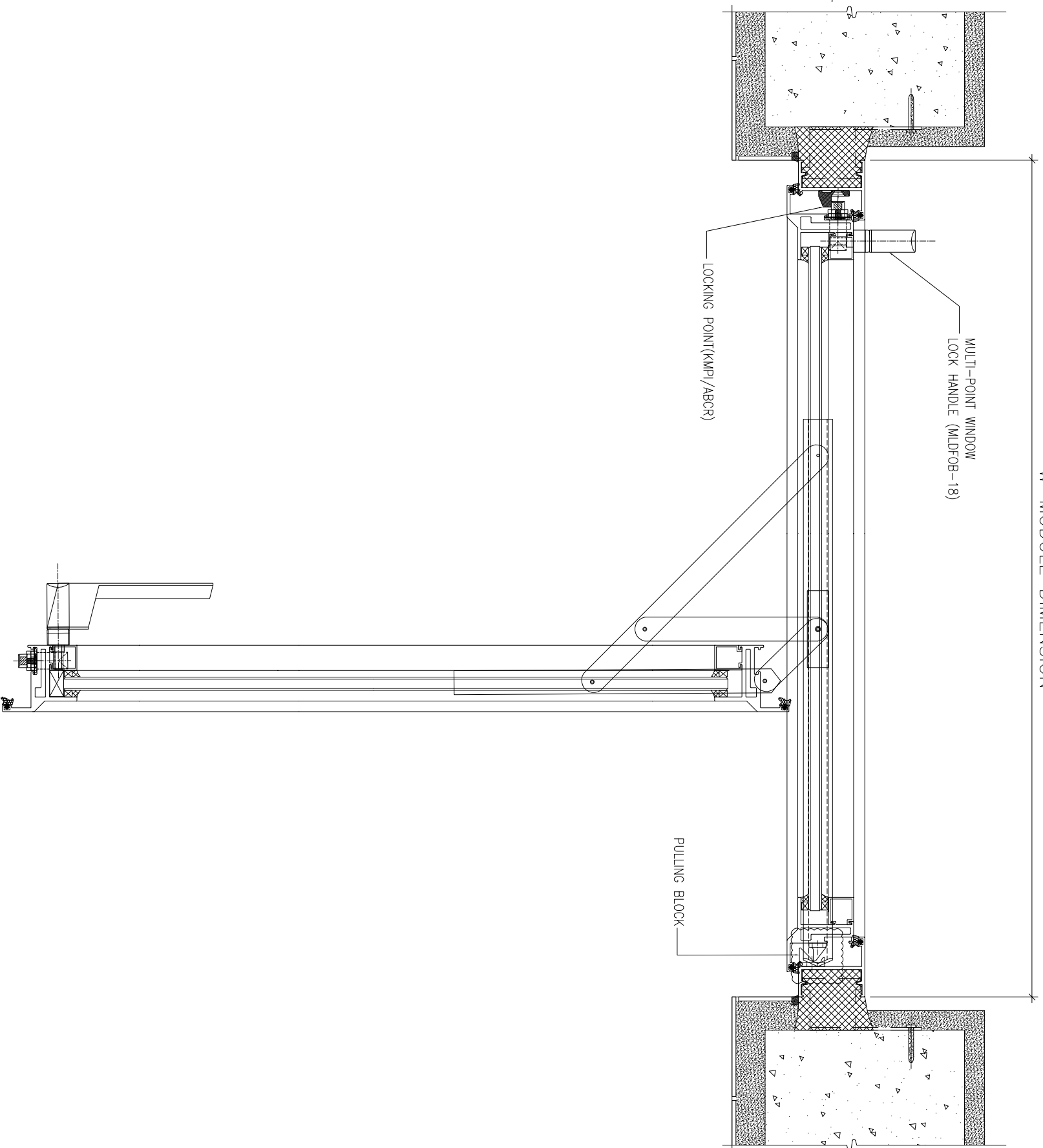
美特鋁質有限公司
MDI ALUMINIUM FABRICATOR LTD.
Units 6-8, Sunray Industrial Centre,
610 Cho Kwong Road, Kowloon
Tel:23489211-4 Fax:(852)2727666

DWG NO. : J856-SD-W-7011 REV. : B



B.D. REF :

W=MODULE DIMENSION



CLIENT :

SUN HUNG KAI
REAL ESTATE AGENCY LTD.
42/F, SUN HUNG KAI CENTRE, WANCHAI, HONGKONG

ARCHITECT :

lwk&partners
a r c h i t e c t s

MAIN CONTRACTOR :

Yee Fai 怡輝建築有限公司
Building Contractors Ltd.

STRUCTURAL ENGINEER :

ARUP

FAÇADE CONSULTANT:

ALPHA CONSULTING LIMITED
Steel Structure & Façade Specialist

NOTE :

1. ALL DIMENSIONS ARE IN mm.
2. ALL ELEVATIONS ARE VIEWED FROM OUTSIDE.
3. ALL DIMENSIONS TO BE VERIFIED ON SITE BEFORE FABRICATION.

LEGEND :

(X1) ——— DETAIL MARK NO.
(X001) ——— REFER SHEET NO.

1. F.F.L. --- FINISHED FLOOR LEVEL
2. S.F.L. --- STRUCTURAL FLOOR LEVEL
3. (R) --- REVERSED DETAIL
4. GLASS LEGEND

EGL-1---6mmH5+12mm AIR GAP+10mmTP THK. LG.U.
EGL-1A---6mmH5+12mm AIR GAP+9mmTP THK. LG.U.
EGL-2---10mm THK. CLEAR TEMPERED GLASS
EGL-4---10mm THK. TEMPERED ACID ETCHED GLASS

NO.	DATE	REVISION SUBJECT TO ARCH-COMMENT	BY
B	13/01/2022	REVISION SUBJECT TO ARCH-COMMENT	hwk
A	10/11/2021	REVISION SUBJECT TO ARCH-COMMENT	hwk

JOB NO. : J-856

PROJECT :

PROPOSED DEVELOPMENT ABOVE
LIGHT RAIL TIN WING STOP-TSWTL
NO.23,AREA 33,TIN SHUI WAI, N.T.

TITLE :

TYPICAL EARTHING
BONDING DETAILS OF IN-SITU

DATE : 02-Aug-21 SCALE : 1:60

DRAWN BY : IYON CHECKED BY :

美特鋁質有限公司
MDI ALUMINIUM FABRICATOR LTD.
Units 6-8, Sunray Industrial Centre, 1/F
610 Cho Kwo Ling Road, Kowloon
Tel:23489211-4 Fax:(852)2727666

DWG NO. : J856-SD-W-7012 REV. : B

B.D. REF :

CLIENT :
SUN HUNG KAI
REAL ESTATE AGENCY LTD.
42/F SUN HUNG KAI CENTRE, WANCHAI, HONGKONG

ARCHITECT :
lwk&partners
A R C H I T E C T S

MAIN CONTRACTOR :
怡輝建築有限公司
Yee Fai Building Contractors Ltd.

STRUCTURAL ENGINEER :
ARUP

FAÇADE CONSULTANT:
ALPHA CONSULTING LIMITED
Steel Structure & Façade Specialist

NOTE:
1. ALL DIMENSIONS ARE IN mm.
2. ALL ELEVATIONS ARE VIEWED FROM OUTSIDE.
3. ALL DIMENSIONS TO BE VERIFIED ON SITE BEFORE FABRICATION.

LEGEND:
①1—DETAIL MARK NO.
①001—REFER SHEET NO.

1. F.F.L.--FINISHED FLOOR LEVEL
2. S.F.L.--STRUCTURAL FLOOR LEVEL
3. (R)--REVERSED DETAIL
4. GLASS LEGEND
EGL-1--8mmHS+12mm AIR GAP+10mmTP THK. LGLU.
EGL-1A--8mmHS+12mm AIR GAP+8mmTP THK. LGLU.
EGL-2--10mm THK. CLEAR TEMPERED GLASS
EGL-4--10mm THK. TEMPERED ACID ETCHED GLASS

NO.	DATE	REVISION SUBJECT TO ARCH/COMMENT	WORK BY
A	10/11/2021	REVISION SUBJECT TO ARCH/COMMENT	lwk

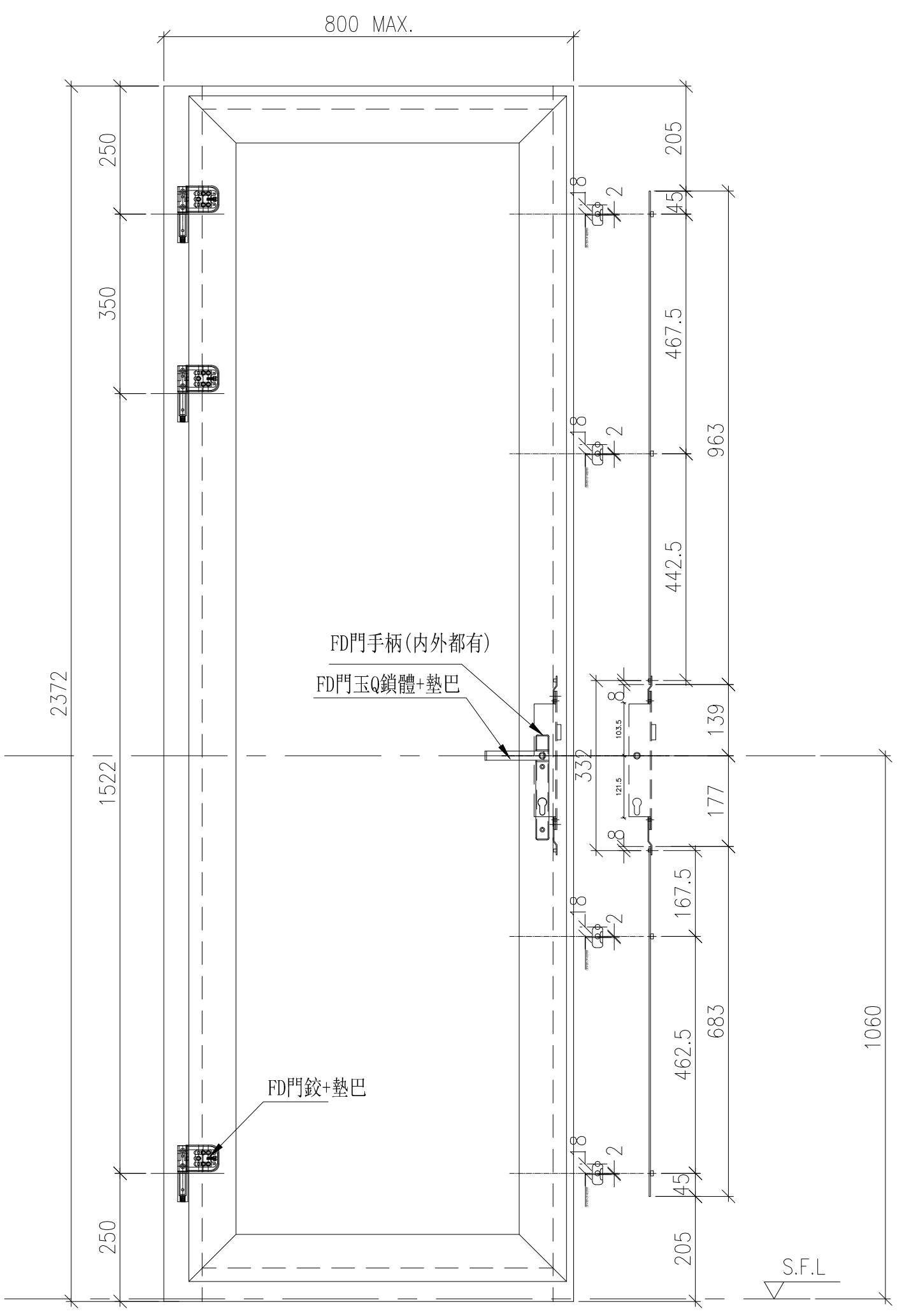
JOB NO. : J-856
PROJECT :
PROPOSED DEVELOPMENT ABOVE
LIGHT RAIL TIN WING STOP.TSWTL
NO.23,AREA 33,TIN SHUI WAI, N.T.

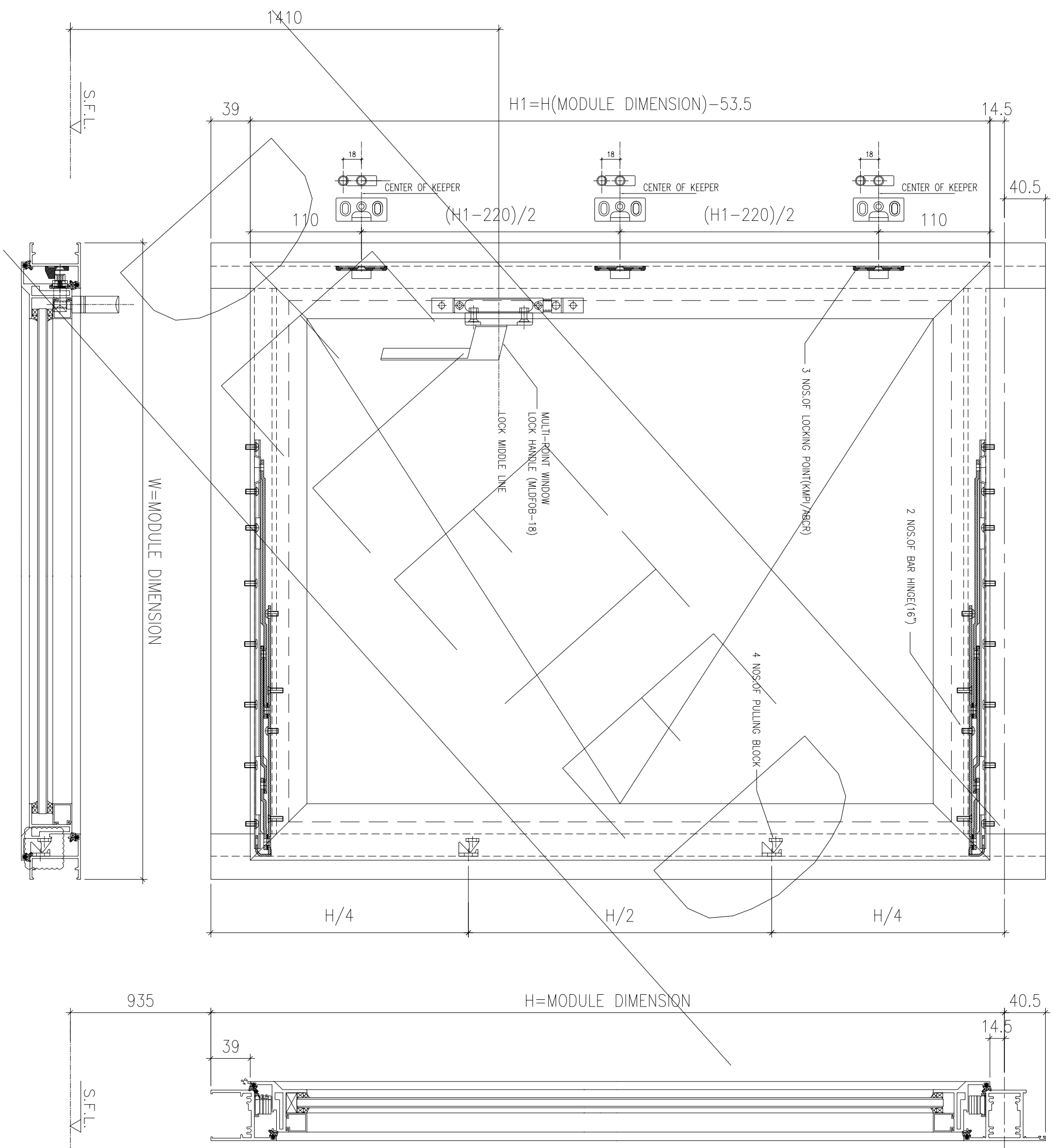
TITLE :
TYPICAL EARTHING
BONDING DETAILS OF F.D

DATE : 02-Aug-21 SCALE : 1:60
DRAWN BY : Ivojn CHECKED BY :

美特鋁質有限公司
MIDI ALUMINIUM FABRICATOR LTD.
Units 6-8, Sunray Industrial Centre, 1/F
610 Cho Kwo Ling Road, Kowloon
Tel:23489211-4 Fax:(852)27272666

DWG NO. : J856-SD-W-7013 REV. : A





BD. REF :

CLIENT :



42/F, SUN HUNG KAI CENTRE, WANCHAI, HONGKONG

ARCHITECT :



ARCHITECT

MAIN CONTRACTOR :



Yee Fai Building Contractors Ltd.

STRUCTURAL ENGINEER :



FAÇADE CONSULTANT :



Steel Structure & Façade Specialist

NOTE :

1. ALL DIMENSIONS ARE IN mm.
2. ALL ELEVATIONS ARE VIEWED FROM OUTSIDE.
3. ALL DIMENSIONS TO BE VERIFIED ON SITE BEFORE FABRICATION.

LEGEND :

- (X1) --- DETAIL MARK NO.
- (X001) --- REFER SHEET NO.

1. F.F.L. --- FINISHED FLOOR LEVEL
2. S.F.L. --- STRUCTURAL FLOOR LEVEL
3. (R) --- REVERSED DETAIL

4. GLASS LEGEND

- EQ1-1 --- 8mmH+12mm AIR GAP+10mmTP THK. LG.U.
- EQ1-1A --- 6mmH+12mm AIR GAP+9mmTP THK. LG.U.
- EQ1-2 --- 10mm THK. CLEAR TEMPERED GLASS
- EQ1-4 --- 10mm THK. TEMPERED ACID ETCHED GLASS

NO.	DATE	REVISION SUBJECT TO ARCH-COMMENT	REVISION SUBJECT TO ARCH-COMMENT	BY
B	27/08/2022	REVISION SUBJECT TO ARCH-COMMENT		HW
A	13/01/2022	REVISION SUBJECT TO ARCH-COMMENT		HW

JOB NO. : J-856

PROJECT : PROPOSED DEVELOPMENT ABOVE LIGHT RAIL TIN WING STOP-TSWTL NO.23,AREA 33,TIN SHUI WAI, N.T.

TITLE : TYPICAL EARTHING BONDING DETAILS OF IN-SITU

DATE : 02-Aug-21 SCALE : 1:60

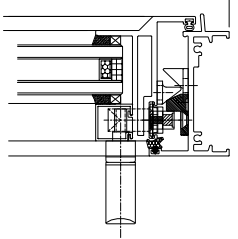
DRAWN BY : IYVN CHECKED BY :



Units 6-8, Sunray Industrial Centre, 610 Cho Kwong Road, Kowloon
Tel:23489211-4 Fax:(852)2727666

DWG NO. : J856-SD-W-7014 REV. : B

B.D. REF :



CLIENT :

SUN HUNG KAI
REAL ESTATE AGENCY LTD.
42/F, SUN HUNG KAI CENTRE, WANCHAI, HONGKONG

ARCHITECT :

lwk&partners
a r c h i t e c t s

MAIN CONTRACTOR :

怡輝建築有限公司
Yee Fai Building Contractors Ltd.

STRUCTURAL ENGINEER :

ARUP

FAÇADE CONSULTANT:

ALPHA CONSULTING LIMITED
Steel Structure & Façade Specialist

NOTE :

1. ALL DIMENSIONS ARE IN mm.
2. ALL ELEVATIONS ARE VIEWED FROM OUTSIDE.
3. ALL DIMENSIONS TO BE VERIFIED ON SITE BEFORE FABRICATION.

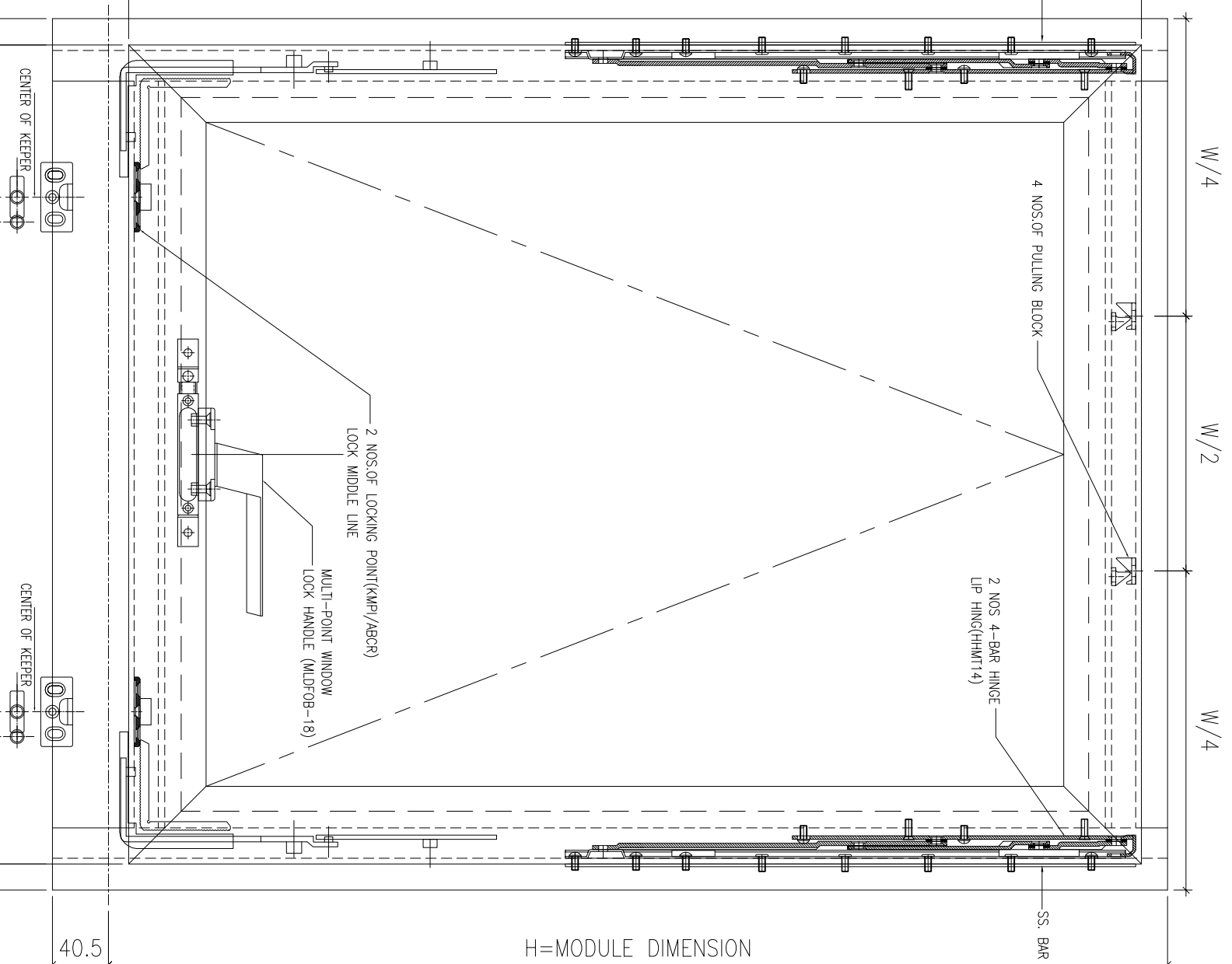
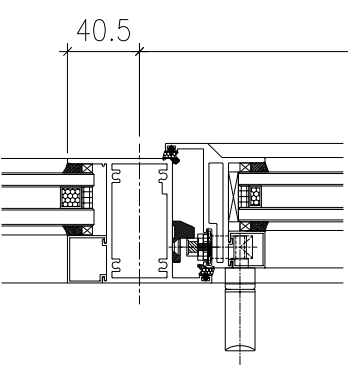
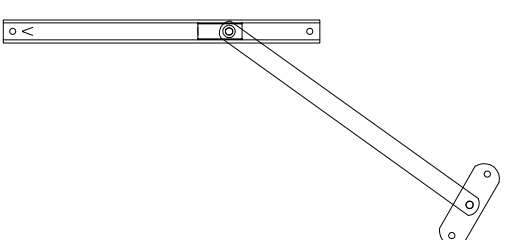
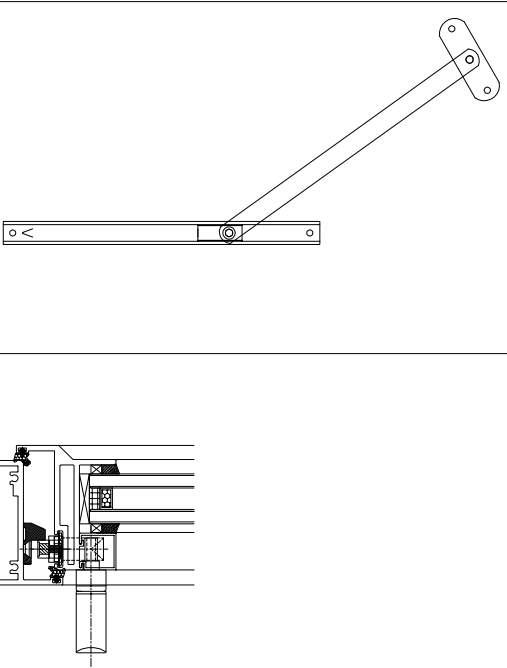
LEGEND :

(X1) --- DETAIL MARK NO.
(X001) --- REFER SHEET NO.

1. F.F.L. --- FINISHED FLOOR LEVEL
2. S.F.L. --- STRUCTURAL FLOOR LEVEL
3. (R) --- REVERSED DETAIL

4. GLASS LEGEND

- EQ1-1 --- 6mmH5+12mm AIR GAP+10mmTP THK. LG.U.
EQ1-1A --- 6mmH5+12mm AIR GAP+9mmTP THK. LG.U.
EQ1-2 --- 10mm THK. CLEAR TEMPERED GLASS
EQ1-4 --- 10mm THK. TEMPERED ACID ETCHED GLASS



TITLE :
TYPICAL EARTHING
BONDING DETAILS OF IN-SITU

DATE : 02-Aug-21 SCALE : 1:60
DRAWN BY : IYON CHECKED BY :

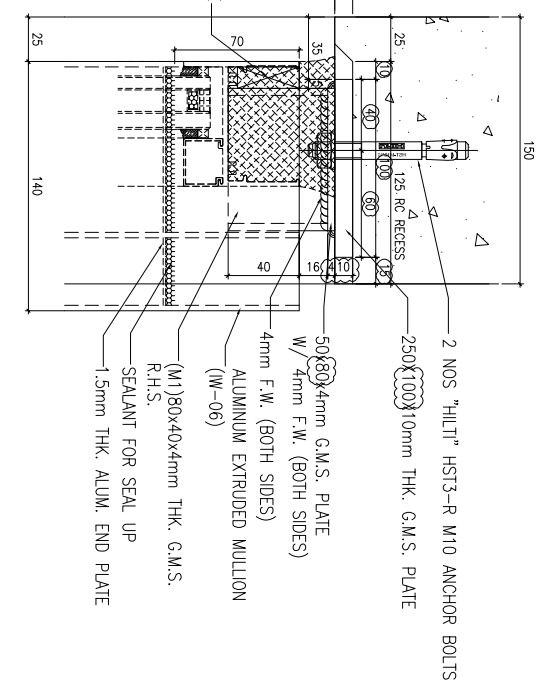
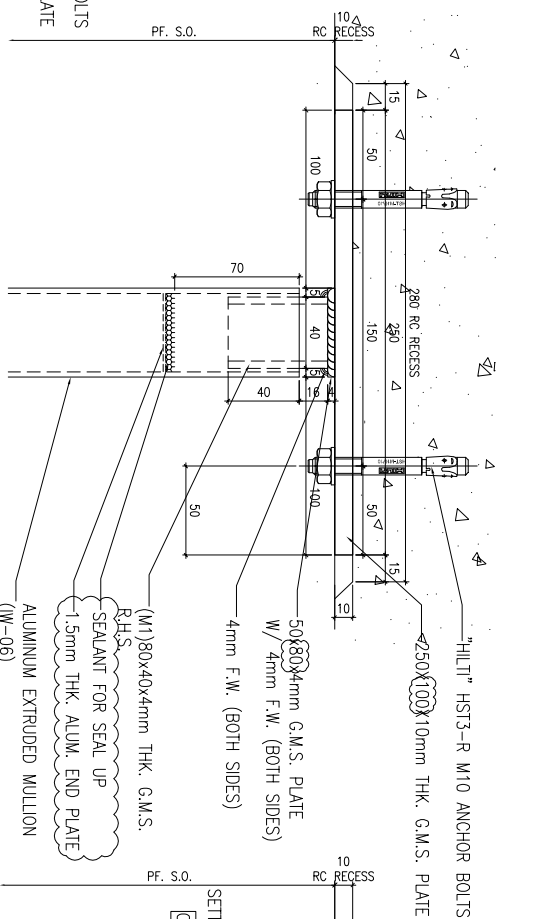
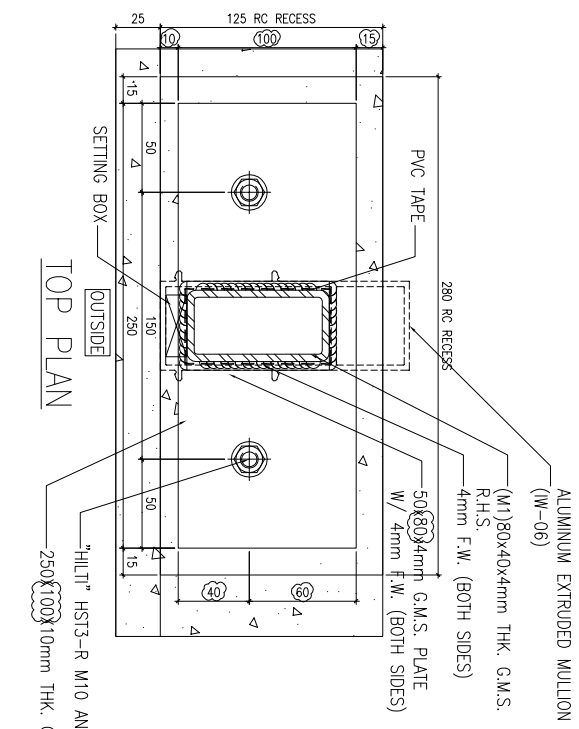
美特鋁質有限公司
MDI ALUMINIUM FABRICATOR LTD.
Units 6-8, Sunray Industrial Centre, 1/F
610 Cho Kwai Ling Road, Kowloon
Tel:23489211-4 Fax:(852)2727666

DWG NO. : J856-SD-W-7015 REV. : -

NO.	DATE	REASON	BY
J-856			

JOB NO. : J-856
PROJECT : PROPOSED DEVELOPMENT ABOVE LIGHT RAIL TIN WING STOP-TSWTL NO.23,AREA 33,TIN SHUI WAL, N.T.

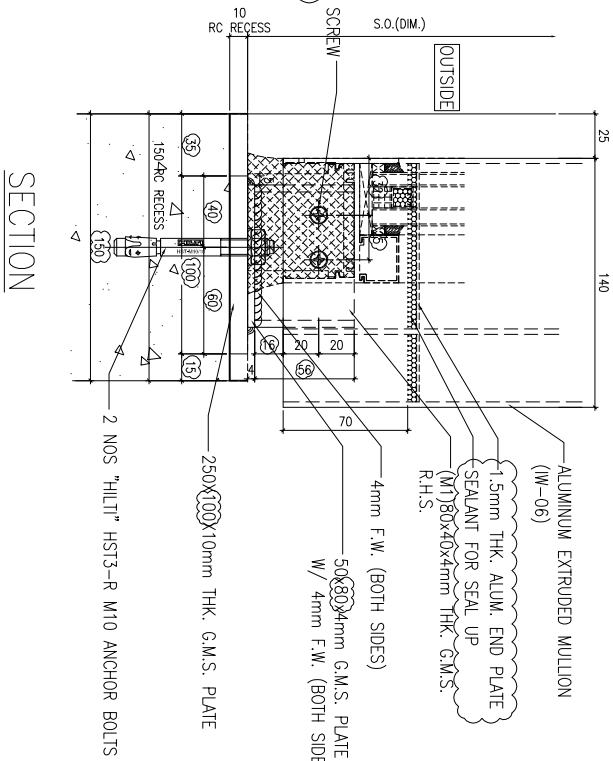
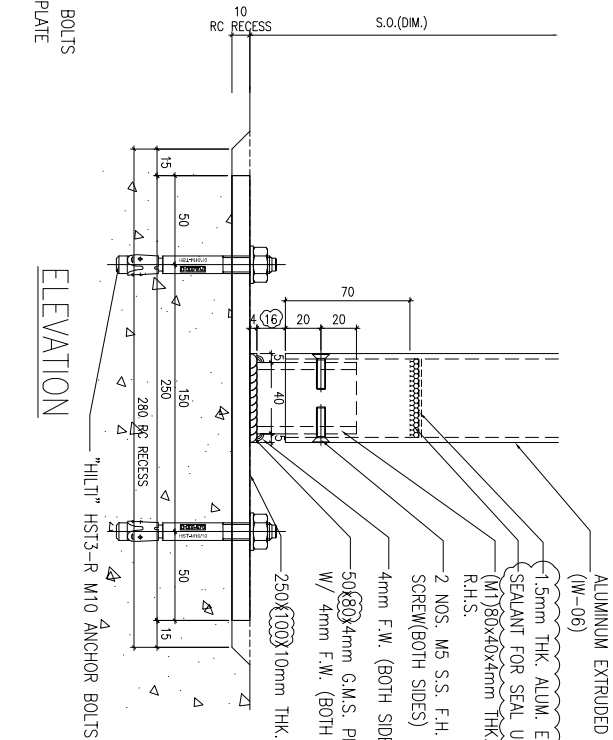
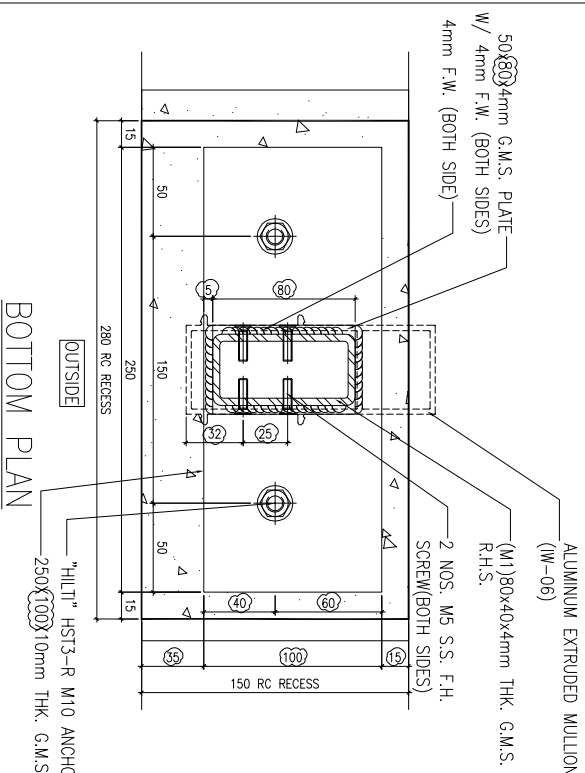
BT1



ELEVATION

SECTION

BB1



SECTION

TITLE :
FIXING DETAILS
OF IN-SITU

DATE : 21-Jun-22 SCALE : 1:60
DRAWN BY : IYON CHECKED BY :

PROJECT :
PROPOSED DEVELOPMENT ABOVE
LIGHT RAIL TIN WING STOP-TSWTL
NO.23,AREA 33,TIN SHUI WAI, N.T.

UNITED ALUMINIUM FABRICATOR LTD.
Units 6-8, Sunny Industrial Centre, Kowloon
610 Cho Kwo Ling Road, Kowloon
Tel:23489211-4 Fax:(852)27272666
DWG NO. : J856-SD-IW-FD01 REV. : B

B.D. REF :

CLIENT :



42/F SUN HUNG KAI CENTRE, WANCHAI, HONGKONG

ARCHITECT :



MANU CONTRACTOR :



STRUCTURAL ENGINEER :



FAÇADE CONSULTANT:



Steel Structure & Façade Specialist

NOTE:
1. ALL DIMENSIONS ARE IN mm.
2. ALL ELEVATIONS ARE VIEWED FROM OUTSIDE.
3. ALL DIMENSIONS TO BE VERIFIED ON SITE BEFORE FABRICATION.

LEGEND :

X1 --- DETAIL MARK NO.
X001 --- REFER SHEET NO.

1. F.F.L. --- FINISHED FLOOR LEVEL
2. S.F.L. --- STRUCTURAL FLOOR LEVEL
3. (R) --- REVERSED DETAIL

4. GLASS LEGEND

EQ1-1 --- 6mmH+12mm AIR GAP+10mmTP THK. I.G.U.
EQ1-1A --- 6mmH+12mm AIR GAP+9mmTP THK. I.G.U.
EQ1-2 --- 10mm THK. CLEAR TEMPERED GLASS
EQ1-4 --- 10mm THK. TEMPERED ACID ETCHED GLASS

NO.	DATE	REVISION	BY
B	26/08/2022	REVISION SUBJECT TO ALPHA COMMENT	
A	28/07/2022	REVISION SUBJECT TO ALPHA COMMENT	

JOB NO. : J-856

PROJECT :
PROPOSED DEVELOPMENT ABOVE
LIGHT RAIL TIN WING STOP-TSWTL
NO.23,AREA 33,TIN SHUI WAI, N.T.

B.D. REF :

CLIENT :

SUN HUNG KAI
REAL ESTATE AGENCY LTD.

42/F, SUN HUNG KAI CENTRE, WANCHAI, HONGKONG

ARCHITECT :

lwk&partners
a r c h i t e c t s

MAIN CONTRACTOR :

怡輝建築有限公司
Yee Fai Building Contractors Ltd.

STRUCTURAL ENGINEER :

ARUP
ALPHA CONSULTING LIMITED
Steel Structure & Façade Specialist

FAÇADE CONSULTANT:

α ALPHA CONSULTING LIMITED
Steel Structure & Façade Specialist

NOTE :

1. ALL DIMENSIONS ARE IN mm.
2. ALL ELEVATIONS ARE VIEWED FROM OUTSIDE.
3. ALL DIMENSIONS TO BE VERIFIED ON SITE BEFORE FABRICATION.

LEGEND :

(X1) --- DETAIL MARK NO.
(X001) --- REFER SHEET NO.

1. F.F.L. --- FINISHED FLOOR LEVEL
2. S.F.L. --- STRUCTURAL FLOOR LEVEL
3. (R) --- REVERSED DETAIL
4. GLASS LEGEND

EQ1-1 --- 6mmH5+12mm AIR GAP+10mmTP THK. I.G.U.
EQ1-1A --- 6mmH5+12mm AIR GAP+9mmTP THK. I.G.U.
EQ1-2 --- 10mm THK. CLEAR TEMPERED GLASS
EQ1-4 --- 10mm THK. TEMPERED ACID ETCHED GLASS

NO.	DATE	REVISION	BY
B	26/08/2022	REVISION SUBJECT TO ALPHA COMMENT	
A	28/07/2022	REVISION SUBJECT TO ALPHA COMMENT	

JOB NO. : J-856

PROJECT : PROPOSED DEVELOPMENT ABOVE LIGHT RAIL TIN WING STOP, TSWTL NO.23, AREA 33, TIN SHUI WAI, N.T.

TITLE :

FIXING DETAILS
OF IN-SITU

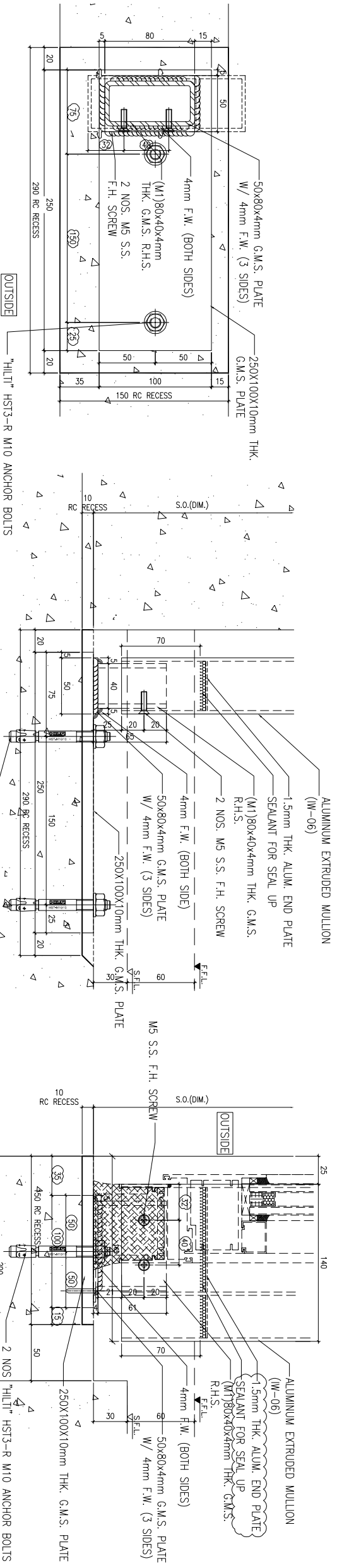
DATE : 21-Jun-22 SCALE : 1:60

DRAWN BY : IYON CHECKED BY :

美特鋁質有限公司
MDI ALUMINIUM FABRICATOR LTD.
Units 6-8, Sunray Industrial Centre, 1/F
610 Cho Kwai Ling Road, Kowloon
Tel: 23489211-4 Fax: (852) 27727666

DWG NO. : J856-SD-W-FD02 REV. : B

BB2



BOTTOM PLAN

ELEVATION

SECTION