



工程指示 / 要求簡箋 ENGINEER INSTRUCTIONS(E.I.)

工程指示編號:	EI- 4695	修改版本:	-
	HK- 0818		
工程編號:	J 853	工程名稱:	大窩坪 (延坪路)
收件人:	生統 / 謝永林 / 水洪	發件人:	Edwin Ho
工程項目:	金屬欄河及玻璃欄河, T1及T6現場工場Mock Up, 拆圖連加工生產	日期:	23/05/2022

<input type="checkbox"/> 原合約工程包	<input type="checkbox"/> 原合約工程加 / 減脹 QT-	<input type="checkbox"/> 新工程報價 QT-
---------------------------------	--	------------------------------------

信件批核號碼/圖紙參考編號:	批核模具圖紙編號:
客戶指示附件:	管理內部批簽署:


<input type="checkbox"/> 初步鋁料 B.M.	<input type="checkbox"/> 加工拆圖, 然後生產	<input type="checkbox"/> 尺寸表
<input type="checkbox"/> 正式鋁料 B.M.	<input type="checkbox"/> 技術上資料 / 指示	<input type="checkbox"/> 報價
<input type="checkbox"/> 配件 B.M.	<input type="checkbox"/> 樣辦或貨品說明書	<input type="checkbox"/> 分判合約
<input type="checkbox"/> 其他:		

內容: 請根據附件, 拆圖連加工圖。 T1, 6/F全層。 T6, 7/F全層。 拆圖: 請於31/5前完成。 加工生產: 請於30/6前完成。 完成上列要求日期: 30/06/2022
--

國內

<input type="checkbox"/> 生產技術總監	<input type="checkbox"/> 連附件	<input checked="" type="checkbox"/> 技術部	<input checked="" type="checkbox"/> 連附件	<input type="checkbox"/> 生產部	<input type="checkbox"/> 連附件
<input type="checkbox"/> 採購部	<input type="checkbox"/> 連附件	<input checked="" type="checkbox"/> 生產統籌部	<input checked="" type="checkbox"/> 連附件	<input type="checkbox"/> 報關組	<input type="checkbox"/> 連附件
<input type="checkbox"/> 質檢部	<input type="checkbox"/> 連附件	<input type="checkbox"/> 會計部	<input type="checkbox"/> 連附件	<input type="checkbox"/> 機械設計部	<input type="checkbox"/> 連附件
<input checked="" type="checkbox"/> 香港辦	<input checked="" type="checkbox"/> 連附件	<input type="checkbox"/> 其他:			

<input type="checkbox"/> 行政部	<input type="checkbox"/> 連附件	<input type="checkbox"/> 會計部	<input type="checkbox"/> 連附件	<input type="checkbox"/> 統籌部	<input type="checkbox"/> 連附件	<input type="checkbox"/> 工程部	<input type="checkbox"/> 連附件
<input type="checkbox"/> 採購部	<input type="checkbox"/> 連附件	<input type="checkbox"/> QS部	<input type="checkbox"/> 連附件	<input type="checkbox"/> 地盤管理	<input type="checkbox"/> 連附件	<input type="checkbox"/> 維修部	<input type="checkbox"/> 連附件

*發件人簽署:	*組別成員批核簽署:
傳遞編號:	項目經理簽署:  23/5/2022

PROJECT :

PROPOSED RESIDENTIAL DEVELOPMENT AT N.K.I.L. 6542
YIN PING ROAD, KOWLOON

5

TITLE: METAL BALUSTRADE & GLASS BALUSTRADE SHOPDRAWING SUBMISSION

DATE: 30-APR-2022

 美特鋁質有限公司
MIDI ALUMINIUM FABRICATOR LTD.
Units 6-8, Sunray Industrial Centre, 1/F
610 Cha Kwo Ling Road, Kowloon
Tel:23489211-4 Fax:(852)27727666

DWG NO. : J853-SD-GB-0000

REV. : D

PROPERTIES		PROPERTIES		PROPERTIES		PROPERTIES	
SECTION		SECTION		SECTION		SECTION	
MEMBER MARK	ALUM. EXTRUSION (A1)	MEMBER MARK	ALUM. EXTRUSION (A2)	MEMBER MARK	ALUM. EXTRUSION (A3)	MEMBER MARK	ALUM. EXTRUSION (A4)
Area (mm ²)	1301	Area (mm ²)	4026	Area (mm ²)	248	Area (mm ²)	1310
Lxx (mm ⁴)	281800	Lxx (mm ⁴)	1647220	Lxx (mm ⁴)	19126	Lxx (mm ⁴)	961296
Lyy (mm ⁴)	3659643	Lyy (mm ⁴)	13594265	Lyy (mm ⁴)	12793	Lyy (mm ⁴)	3868516
Zxx (mm ³)	7895	Zxx (mm ³)	25514	Zxx (mm ³)	1020	Zxx (mm ³)	21352
Zyy (mm ³)	38904	Zyy (mm ³)	145436	Zyy (mm ³)	738	Zyy (mm ³)	50128
REMARK	6063-T6	REMARK	6063-T6	REMARK	6063-T6	REMARK	6063-T6
SECTION		SECTION		SECTION		SECTION	
MEMBER MARK	ALUM. EXTRUSION (A5)	MEMBER MARK	ALUM. EXTRUSION (A6)	MEMBER MARK	ALUM. EXTRUSION (A7)	MEMBER MARK	ALUM. EXTRUSION (A8)
Area (mm ²)	654	Area (mm ²)	1372	Area (mm ²)	825	Area (mm ²)	2528
Lxx (mm ⁴)	170524	Lxx (mm ⁴)	293996	Lxx (mm ⁴)	178532	Lxx (mm ⁴)	666342
Lyy (mm ⁴)	327237	Lyy (mm ⁴)	3456534	Lyy (mm ⁴)	1068346	Lyy (mm ⁴)	8438362
Zxx (mm ³)	5772	Zxx (mm ³)	10394	Zxx (mm ³)	9656	Zxx (mm ³)	11430
Zyy (mm ³)	8834	Zyy (mm ³)	44700	Zyy (mm ³)	17166	Zyy (mm ³)	89981
REMARK	6063-T6	REMARK	6063-T6	REMARK	6063-T6	REMARK	6063-T6
SECTION		SECTION		SECTION		SECTION	
MEMBER MARK	ALUM. EXTRUSION (A9)	MEMBER MARK	ALUM. EXTRUSION (A10)	MEMBER MARK	100x40mm THK. GMS FLAT BAR (S1)	MEMBER MARK	80x25mm THK. GMS FLAT BAR (S2)
Area (mm ²)	1554	Area (mm ²)	747	Area (mm ²)	4000	Area (mm ²)	1600
Lxx (mm ⁴)	1316578	Lxx (mm ⁴)	78315	Lxx (mm ⁴)	533333	Lxx (mm ⁴)	5333
Lyy (mm ⁴)	4106485	Lyy (mm ⁴)	809242	Lyy (mm ⁴)	3333333	Lyy (mm ⁴)	853333
Zxx (mm ³)	26180	Zxx (mm ³)	6265	Zxx (mm ³)	26667	Zxx (mm ³)	5333
Zyy (mm ³)	52816	Zyy (mm ³)	16185	Zyy (mm ³)	66667	Zyy (mm ³)	21333
REMARK	6063-T6	REMARK	6063-T6	REMARK	S275 J0	REMARK	S275 J0
SECTION		SECTION		SECTION		SECTION	
MEMBER MARK	125x75x8mm THK. GMS ANGLE (S3)	MEMBER MARK	50x50x5mm THK. GMS ANGLE (S4)	MEMBER MARK	40x40x4mm THK. GMS ANGLE (S5)	MEMBER MARK	50x50x6mm THK. GMS ANGLE (S6)
Area (mm ²)	1522	Area (mm ²)	470	Area (mm ²)	301	Area (mm ²)	556
Lxx (mm ⁴)	2404647	Lxx (mm ⁴)	105809	Lxx (mm ⁴)	43339	Lxx (mm ⁴)	121874
Lyy (mm ⁴)	652032	Lyy (mm ⁴)	105809	Lyy (mm ⁴)	43339	Lyy (mm ⁴)	121874
Zxx (mm ³)	28759	Zxx (mm ³)	2937	Zxx (mm ³)	1504	Zxx (mm ³)	3411
Zyy (mm ³)	11167	Zyy (mm ³)	2937	Zyy (mm ³)	1504	Zyy (mm ³)	3411
REMARK	S275 J0	REMARK	S275 J0	REMARK	S275 J0	REMARK	S275 J0

B.D. REF :

CLIENT :
SHIMAD GROUP
LIMITED

ARCHITECT :
WONG TUNG & PARTNERS LIMITED
ARCHITECTS & PLANNERS

MAIN CONTRACTOR :
協興建築有限公司
HIP HING CONSTRUCTION CO LTD

STRUCTURAL ENGINEER :
ICMA C M WONG & ASSOCIATES LTD
黃志明建築工程師有限公司

FAÇADE CONSULTANT:
MEINHARDT

NOTE :
1. ALL DIMENSIONS ARE IN mm.
2. ALL ELEVATIONS ARE VIEWED FROM OUTSIDE.
3. ALL DIMENSIONS TO BE VERIFIED ON SITE BEFORE FABRICATION.

LEGEND :
X1 - DETAIL MARK NO.
X001 - REFER SHEET NO.
1. F.F.L. --- FINISHED FLOOR LEVEL
2. S.F.L. --- STRUCTURAL FLOOR LEVEL
3. (R) --- REVERSED DETAIL


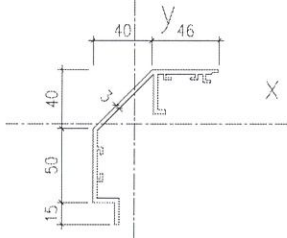
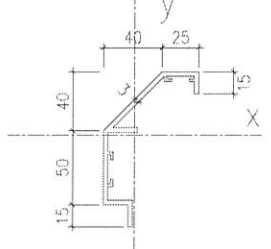
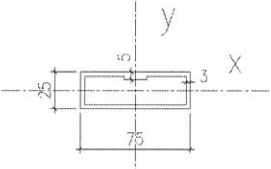
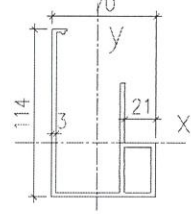
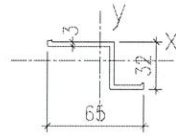
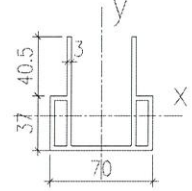
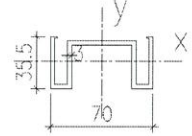
NO.	DATE	REVISED	BY

JOB NO. : J-853
PROJECT : PROPOSED RESIDENTIAL DEVELOPMENT AT N.K.I.L. 6542 YIN PING ROAD KOWLOON

TITLE : SECTION PROPERTIES FOR METAL BALUSTRADE and GLASS BALUSTRADE

DATE : 08-MAR-21 SCALE : NTS
DRAWN BY : CJM CHECKED BY :

MIDI 英特鋁質有限公司
MIDI ALUMINIUM FABRICATOR LTD.
Units 6-8, Sunray Industrial Centre, 1/F
610 Cha Kwo Ling Road, Kowloon
Tel:23489211-4 Fax:(852)2727666
DWG NO. : J853-SD-GB-SP-0002 REV. : -

PROPERTIES		PROPERTIES		PROPERTIES		PROPERTIES	
SECTION		SECTION		SECTION		SECTION	
	GB		GB		UP		UP
MEMBER MARK	ALUM. EXTRUSION (A1)	MEMBER MARK	ALUM. EXTRUSION (A1)	MEMBER MARK	ALUM. EXTRUSION (A1)	MEMBER MARK	ALUM. EXTRUSION
Area (mm ²)	35	Area (mm ²)	688	Area (mm ²)	614	Area (mm ²)	1875
Lxx (mm ⁴)	31	Lxx (mm ⁴)	753643	Lxx (mm ⁴)	652106	Lxx (mm ⁴)	97656
Lyy (mm ⁴)	2972	Lyy (mm ⁴)	414170	Lyy (mm ⁴)	250796	Lyy (mm ⁴)	878906
Zxx (mm ³)	8	Zxx (mm ³)	11016	Zxx (mm ³)	10843	Zxx (mm ³)	7813
Zyy (mm ³)	197	Zyy (mm ³)	7333	Zyy (mm ³)	5722	Zyy (mm ³)	23438
REMARK	6063-T5	REMARK	6063-T5	REMARK	6063-T5	REMARK	6063-T6
PROPERTIES		PROPERTIES		PROPERTIES		PROPERTIES	
SECTION		SECTION		SECTION		SECTION	
MEMBER MARK	ALUM. EXTRUSION (A11)	MEMBER MARK	ALUM. EXTRUSION (A12)	MEMBER MARK	ALUM. EXTRUSION (A13)	MEMBER MARK	ALUM. EXTRUSION (A14)
Area (mm ²)	939	Area (mm ²)	289	Area (mm ²)	1430	Area (mm ²)	587
Lxx (mm ⁴)	1000597	Lxx (mm ⁴)	46056	Lxx (mm ⁴)	519200	Lxx (mm ⁴)	76570
Lyy (mm ⁴)	634596	Lyy (mm ⁴)	82943	Lyy (mm ⁴)	980129	Lyy (mm ⁴)	394193
Zxx (mm ³)	12899	Zxx (mm ³)	2340	Zxx (mm ³)	9628	Zxx (mm ³)	4074
Zyy (mm ³)	16088	Zyy (mm ³)	2307	Zyy (mm ³)	28004	Zyy (mm ³)	11263
REMARK	6063-T6	REMARK	6063-T6	REMARK	6063-T6	REMARK	6063-T6

B.D. REF :

CLIENT :
SHIMAD GROUP
LIMITED

ARCHITECT :
WONG TUNG & PARTNERS LIMITED
ARCHITECTS & PLANNERS

MAIN CONTRACTOR :
協興建築有限公司
HIP HING CONSTRUCTION CO LTD

STRUCTURAL ENGINEER :
ICMA C M WONG & ASSOCIATES LTD
黃志明建築工程師有限公司

FACADE CONSULTANT:
MEIN-HARDT

NOTE :
1. ALL DIMENSIONS ARE IN mm.
2. ALL ELEVATIONS ARE VIEWED FROM OUTSIDE.
3. ALL DIMENSIONS TO BE VERIFIED ON SITE BEFORE FABRICATION.

LEGEND :
X1 --- DETAIL MARK NO.
X001 --- REFER SHEET NO.
1. F.F.L. --- FINISHED FLOOR LEVEL
2. S.F.L. --- STRUCTURAL FLOOR LEVEL
3. (R) --- REVERSED DETAIL

NO.	DATE	REVISED	BY

JOB NO. : J-853
PROJECT : PROPOSED RESIDENTIAL DEVELOPMENT AT N.K.I.L. 6542 YIN PING ROAD KOWLOON

TITLE : SECTION PROPERTIES FOR METAL BALUSTRADE and GLASS BALUSTRADE

DATE : 14-APR-22 SCALE : NTS
DRAWN BY : LHR CHECKED BY :

美特鋁質有限公司
MIDI ALUMINIUM FABRICATOR LTD.
Units 6-8, Sunray Industrial Centre, 1/F
610 Cha Kwo Ling Road, Kowloon
Tel:23489211-4 Fax:(852)2727666

DWG NO. : J853-SD-GB-SP-0003 REV. : D

DRAWING SUBMISSION REGISTER

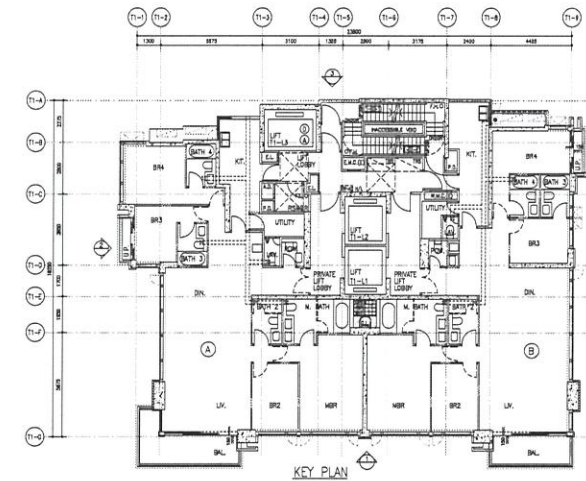
PROJECT: PROPOSED RESIDENTIAL DEVELOPMENT AT N.K.I.L. 6542 YIN PING ROAD KOWLOON TITLE: BALUSTRADES OF TOWER SHOPDRAWING SUBMISSION	DATE OF ISSUE										SUBMISSION STATE (FOR B.D / A.S.D)			SUBMISSION STATE (FOR CLIENT / CONSULTANT)			SUBMISSION STATE (FOR ARCHITECT)			FABRICATION / CONSTRUCTION STATE						
	ISSUE	1	2	3	4	5						AP - APPROVED			AP - APPROVED			AP - APPROVED			ISSUE TO CHINA OFFICE		ISSUE TO SITE		ISSUE TO SUB-CONTRACTOR	
	DAY	8	15	15	13	14						AC - APPROVED SUB. TO CONDITION			AC - APPROVED SUB. TO CONDITION			AC - APPROVED SUB. TO CONDITION								
	MONTH	7	7	9	12	4						NA - NOT APPROVED			NA - NOT APPROVED			NA - NOT APPROVED								
	YEAR	21	21	21	21	22																				
DRAWING TITLE	DWG. NO.	REVISIONS									COMMENT DATE	REV.	STATE	COMMENT DATE	REV.	STATE	COMMENT DATE	REV.	STATE	REV.	DATE	REV.	DATE	REV.	DATE	
EMEBD LAYOUT PLAN OF GLASS BALUSTRADE AT TOWER 1	J853-SD-GB-EM-810 7	-	-	A	A	D																				
EMEBD LAYOUT PLAN OF GLASS BALUSTRADE AT TOWER 2	J853-SD-GB-EM-820 1	-	-	A	A	D																				
EMEBD LAYOUT PLAN OF GLASS BALUSTRADE AT TOWER 2	J853-SD-GB-EM-820 2	-	-	A	A	D																				
EMEBD LAYOUT PLAN OF GLASS BALUSTRADE AT TOWER 2	J853-SD-GB-EM-820 3	-	-	A	A	D																				
EMEBD LAYOUT PLAN OF GLASS BALUSTRADE AT TOWER 2	J853-SD-GB-EM-820 4	-	-	A	A	D																				
EMEBD LAYOUT PLAN OF GLASS BALUSTRADE AT TOWER 2	J853-SD-GB-EM-820 5	-	-	A	A	D																				
EMEBD LAYOUT PLAN OF GLASS BALUSTRADE AT TOWER 3	J853-SD-GB-EM-830 1	-	-	A	A	D																				
EMEBD LAYOUT PLAN OF GLASS BALUSTRADE AT TOWER 3	J853-SD-GB-EM-830 2	-	-	A	A	D																				
EMEBD LAYOUT PLAN OF GLASS BALUSTRADE AT TOWER 3	J853-SD-GB-EM-830 3	-	-	A	A	D																				
EMEBD LAYOUT PLAN OF GLASS BALUSTRADE AT TOWER 3	J853-SD-GB-EM-830 4	-	-	A	A	D																				
EMEBD LAYOUT PLAN OF GLASS BALUSTRADE AT TOWER 3	J853-SD-GB-EM-830 5	-	-	A	A	D																				
EMEBD LAYOUT PLAN OF GLASS BALUSTRADE AT TOWER 5	J853-SD-GB-EM-850 1	-	-	A	A	D																				
EMEBD LAYOUT PLAN OF GLASS BALUSTRADE AT TOWER 5	J853-SD-GB-EM-850 2	-	-	A	A	D																				
EMEBD LAYOUT PLAN OF GLASS BALUSTRADE AT TOWER 5	J853-SD-GB-EM-850 3	-	-	A	A	D																				
EMEBD LAYOUT PLAN OF GLASS BALUSTRADE AT TOWER 5	J853-SD-GB-EM-850 4	-	-	A	A	D																				
EMEBD LAYOUT PLAN OF GLASS BALUSTRADE AT TOWER 5	J853-SD-GB-EM-850 5	-	-	A	A	D																				
EMEBD LAYOUT PLAN OF GLASS BALUSTRADE AT TOWER 5	J853-SD-GB-EM-850 6	-	-	A	A	D																				
EMEBD LAYOUT PLAN OF GLASS BALUSTRADE AT TOWER 5	J853-SD-GB-EM-850 7	-	-	A	A	D																				
EMEBD LAYOUT PLAN OF GLASS BALUSTRADE AT TOWER 6	J853-SD-GB-EM-860 1	-	-	A	A	D																				
EMEBD LAYOUT PLAN OF GLASS BALUSTRADE AT TOWER 6	J853-SD-GB-EM-860 2	-	-	A	A	D																				
EMEBD LAYOUT PLAN OF GLASS BALUSTRADE AT TOWER 6	J853-SD-GB-EM-860 3	-	-	A	A	D																				
EMEBD LAYOUT PLAN OF GLASS BALUSTRADE AT TOWER 7	J853-SD-GB-EM-870 1	-	-	A	A	D																				
EMEBD LAYOUT PLAN OF GLASS BALUSTRADE AT TOWER 7	J853-SD-GB-EM-870 2	-	-	A	A	D																				

IN-HOUSE DESIGN CHECKER



美特鋁質有限公司
 MIDI ALUMINIUM FABRICATOR LTD.
 Units 6-8, Sunray Industrial Centre, 1/F
 610 Cha Kwo Ling Road, Kowloon
 Tel: 23489211-4 Fax: (852) 27727666

DWG NO. : J853-SB-GB-1004 REV. : D



B.D. REF :

CLIENT : SHIMAO GROUP HOLDINGS LIMITED

ARCHITECT : WONG TUNG & PARTNERS LIMITED ARCHITECTS & PLANNERS



MAIN CONTRACTOR :

STRUCTURAL ENGINEER :

C M WONG & ASSOCIATES LTD Consulting Engineers

FACADE CONSULTANT:



NOTE :

1. ALL DIMENSIONS ARE IN mm.
2. ALL ELEVATIONS ARE VIEWED FROM OUTSIDE.
3. ALL DIMENSIONS TO BE VERIFIED ON SITE BEFORE FABRICATION.

LEGEND :

- X1 --- DETAIL MARK NO.
- X001 --- REFER SHEET NO.

1. F.F.L. --- FINISHED FLOOR LEVEL
2. S.F.L. --- STRUCTURAL FLOOR LEVEL
3. (R) --- REVERSED DETAIL

NO.	DATE	REVISED	BY

JOB NO. : J-853

PROJECT : PROPOSED RESIDENTIAL DEVELOPMENT AT N.K.I.L. 6542 YIN PING ROAD

TITLE : BUILDING ELEVATION FOR TOWER 1

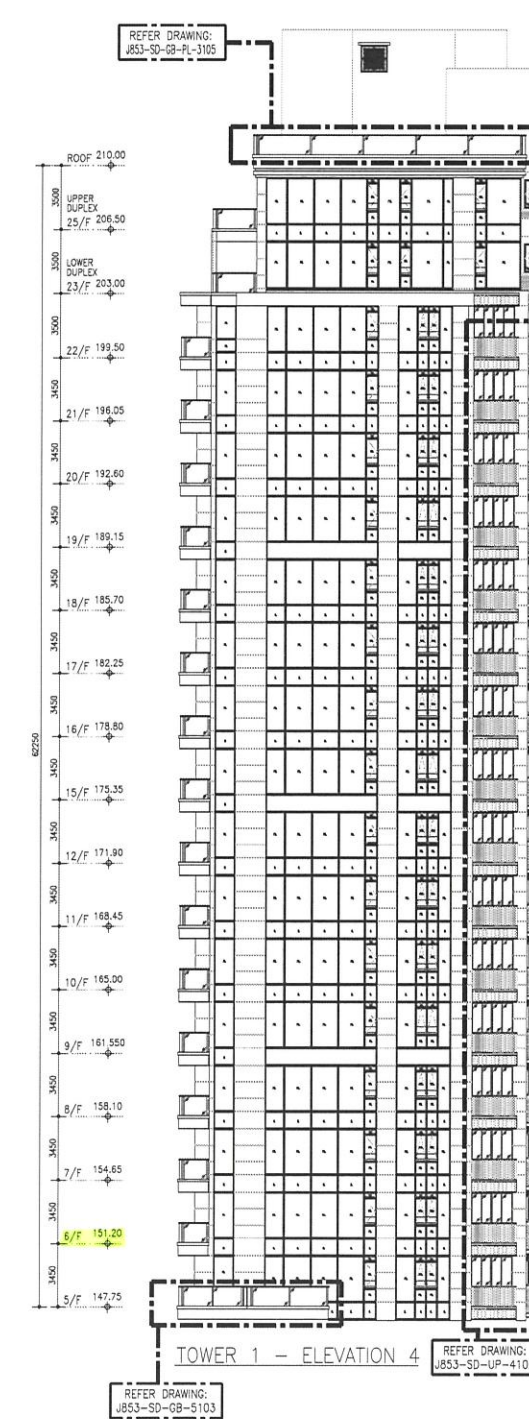
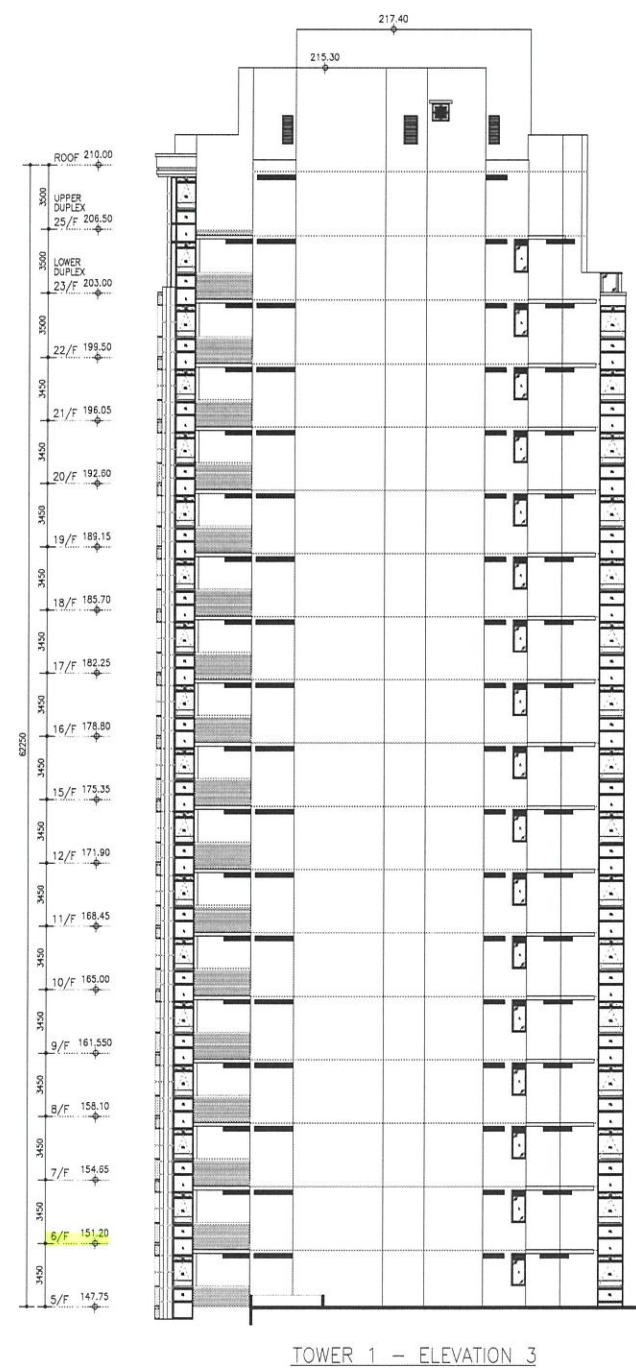
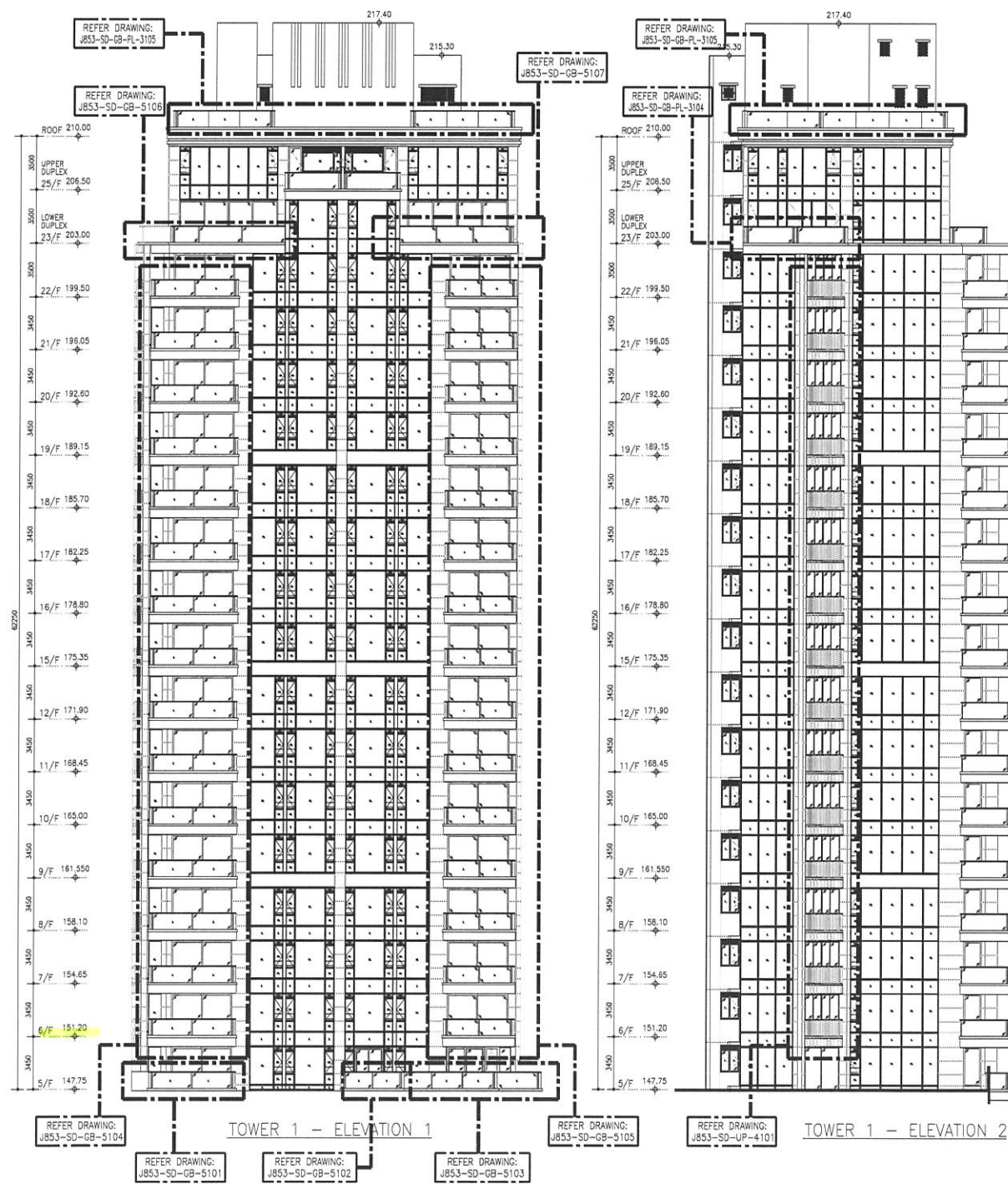
DATE : 17-May-21 SCALE : 1:200 (A1)

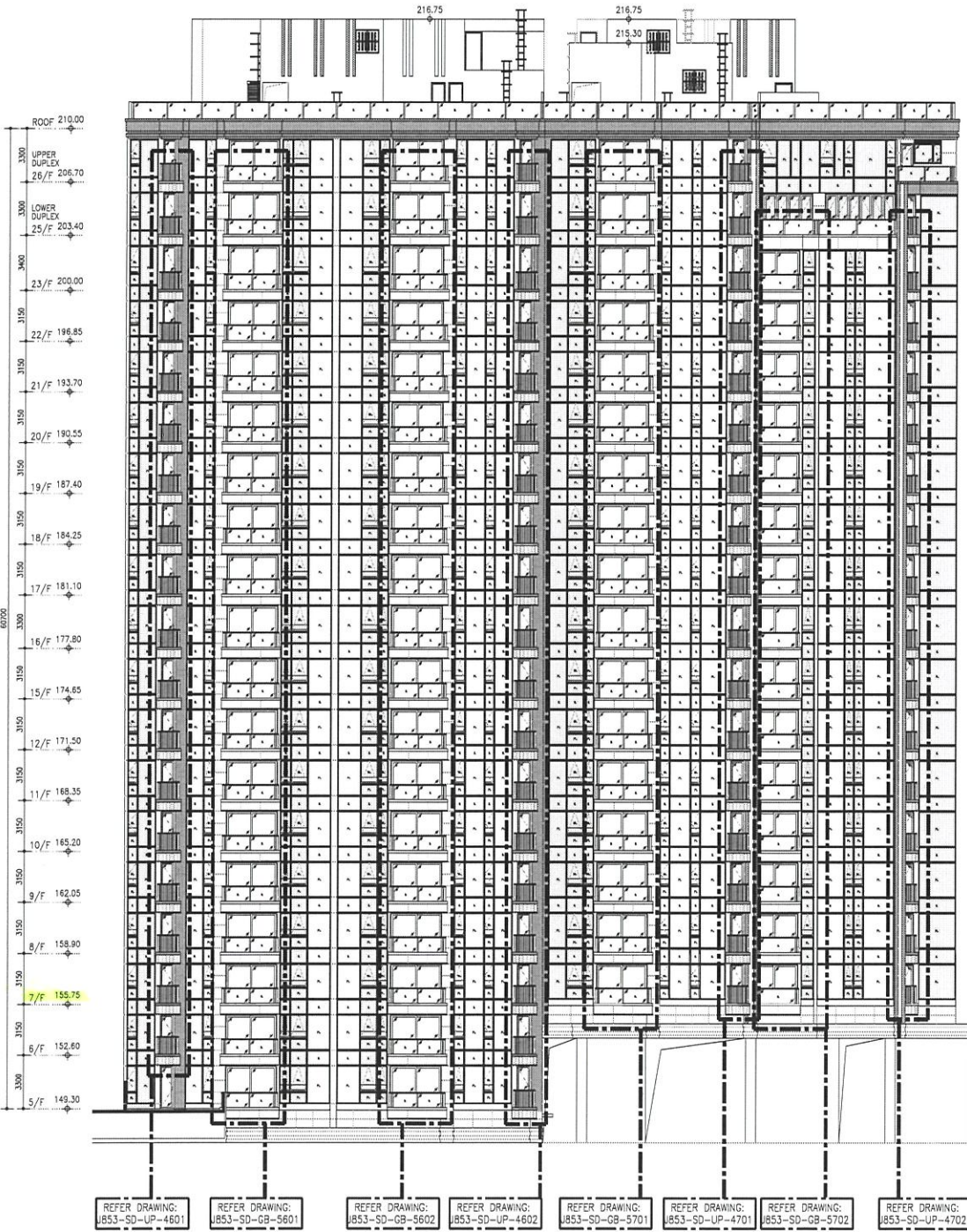
DRAWN BY : Ivan CHECKED BY : -

美特鋁質有限公司

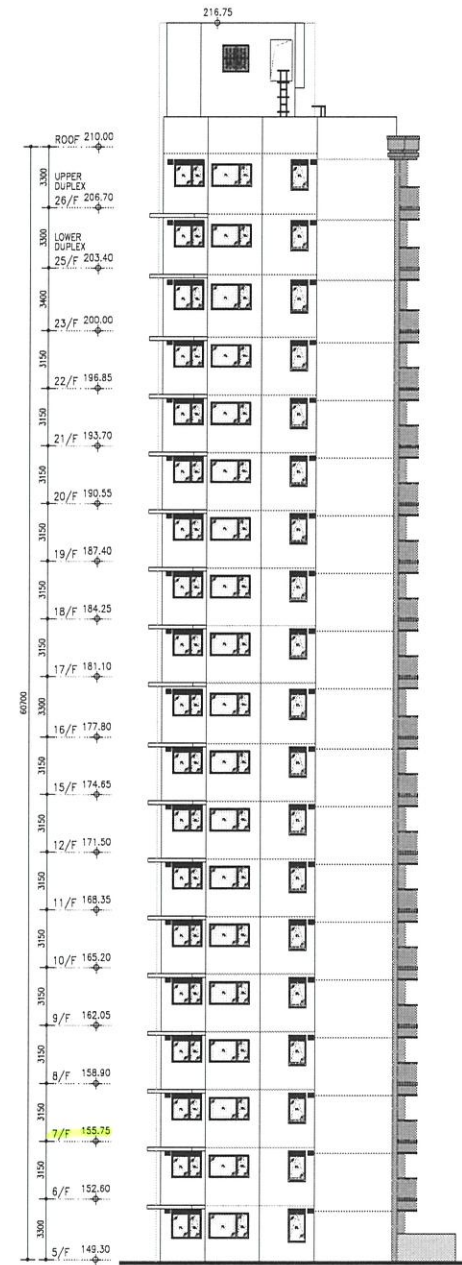
MIDI ALUMINIUM FABRICATOR LTD.
Units 6-8, Sunray Industrial Centre, 1/F
610 Cha Kwo Ling Road, Kowloon
Tel:23489211-4 Fax:(852)2727666

DWG NO. : J853-SD-BC-EL-2001 REV. : -

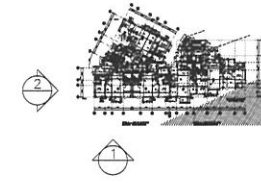




TOWER 6 & 7 - ELEVATION 1



TOWER 6 & 7 - ELEVATION 2



B.D. REF :

CLIENT :

SHIMAO GROUP HOLDINGS LIMITED

ARCHITECT : WONG TUNG & PARTNERS LIMITED ARCHITECTS & PLANNERS



MAIN CONTRACTOR :

STRUCTURAL ENGINEER :



FACADE CONSULTANT:



NOTE :

1. ALL DIMENSIONS ARE IN mm.
2. ALL ELEVATIONS ARE VIEWED FROM OUTSIDE.
3. ALL DIMENSIONS TO BE VERIFIED ON SITE BEFORE FABRICATION.

LEGEND :

- X1 - DETAIL MARK NO.
- X001 - REFER SHEET NO.

1. F.F.L. -- FINISHED FLOOR LEVEL
2. S.F.L. -- STRUCTURAL FLOOR LEVEL
3. (R) -- REVERSED DETAIL

NO.	DATE	REVISED	BY

JOB NO. : J-853

PROJECT : PROPOSED RESIDENTIAL DEVELOPMENT AT N.K.I.L. 6542 YIN PING ROAD

TITLE :

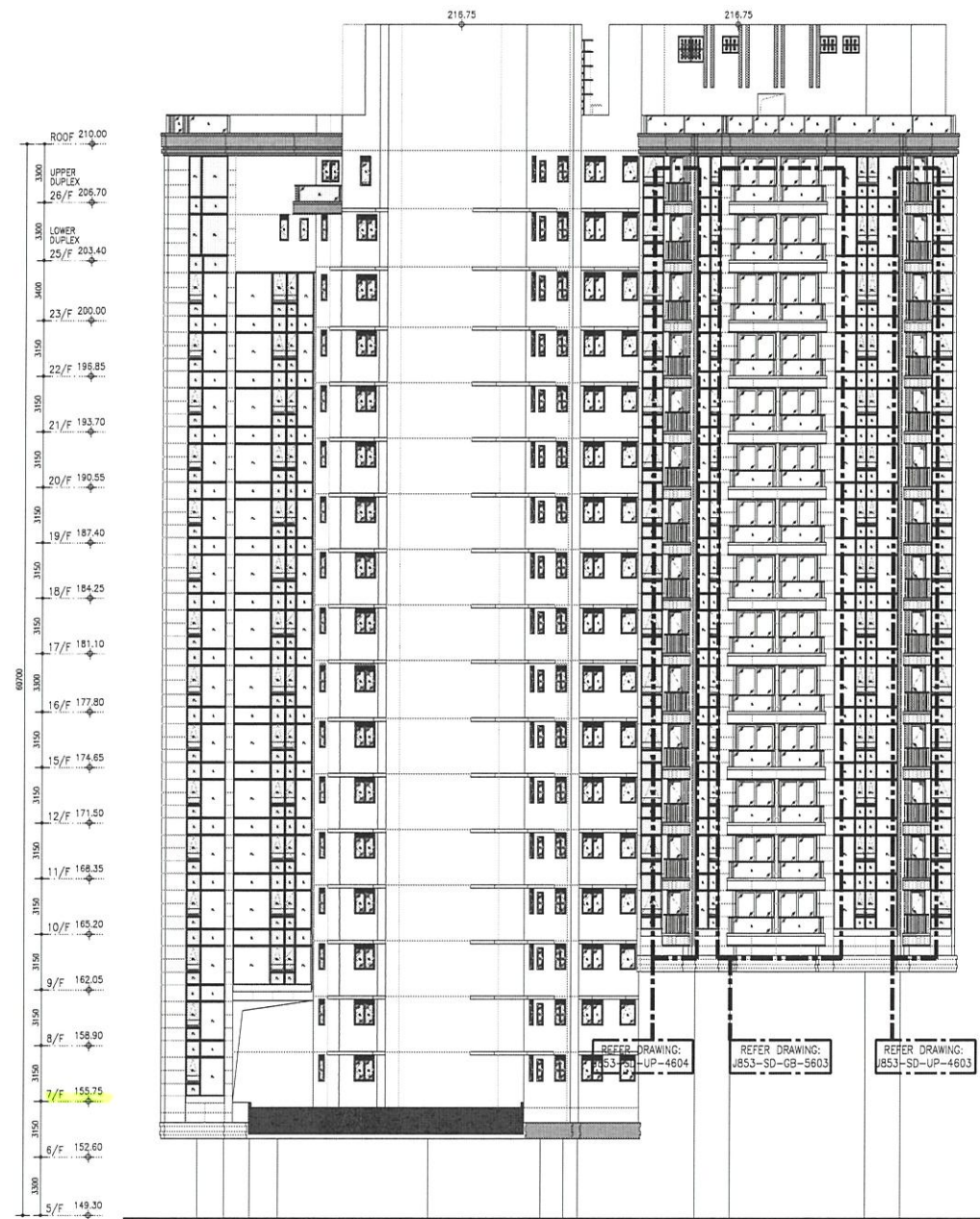
BUILDING ELEVATION FOR TOWER 6,7 ELEVATION 01;02

DATE : 19-MAR-21 SCALE : 1:200 (A1)

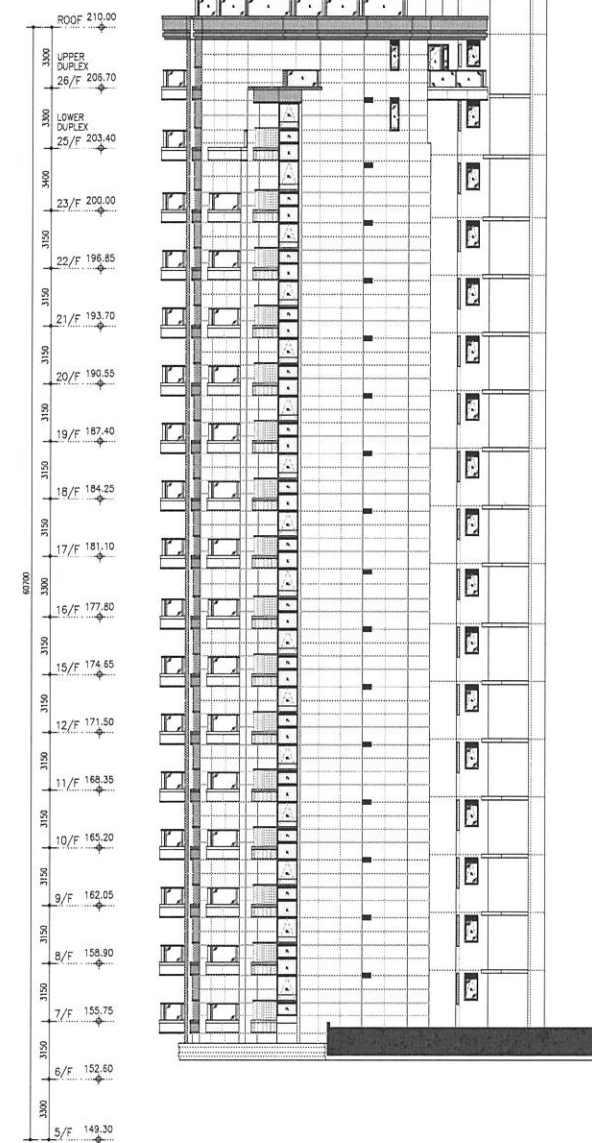
DRAWN BY : CJM CHECKED BY : -

英特鋁質有限公司
MIDI ALUMINIUM FABRICATOR LTD.
 Units 6-8, Sunray Industrial Centre, 1/F
 610 Cha Kwo Ling Road, Kowloon
 Tel:23489211-4 Fax:(852)27727666

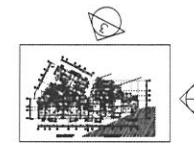
DWG NO. : J853-SD-BC-EL-2005 REV. : -



TOWER 6 & 7 - ELEVATION 3



TOWER 6 & 7 - ELEVATION 4



B.D. REF :

CLIENT :

SHIMAO GROUP HOLDINGS LIMITED

ARCHITECT : WONG TUNG & PARTNERS LIMITED ARCHITECTS & PLANNERS



MAIN CONTRACTOR :

STRUCTURAL ENGINEER :



FACADE CONSULTANT:



NOTE :

1. ALL DIMENSIONS ARE IN mm.
2. ALL ELEVATIONS ARE VIEWED FROM OUTSIDE.
3. ALL DIMENSIONS TO BE VERIFIED ON SITE BEFORE FABRICATION.

LEGEND :

- X1 --- DETAIL MARK NO.
- X001 --- REFER SHEET NO.

1. F.F.L. --- FINISHED FLOOR LEVEL
2. S.F.L. --- STRUCTURAL FLOOR LEVEL
3. (R) --- REVERSED DETAIL

NO.	DATE	REVISED	BY

JOB NO. : J-853

PROJECT : PROPOSED RESIDENTIAL DEVELOPMENT AT N.K.I.L. 6542 YIN PING ROAD

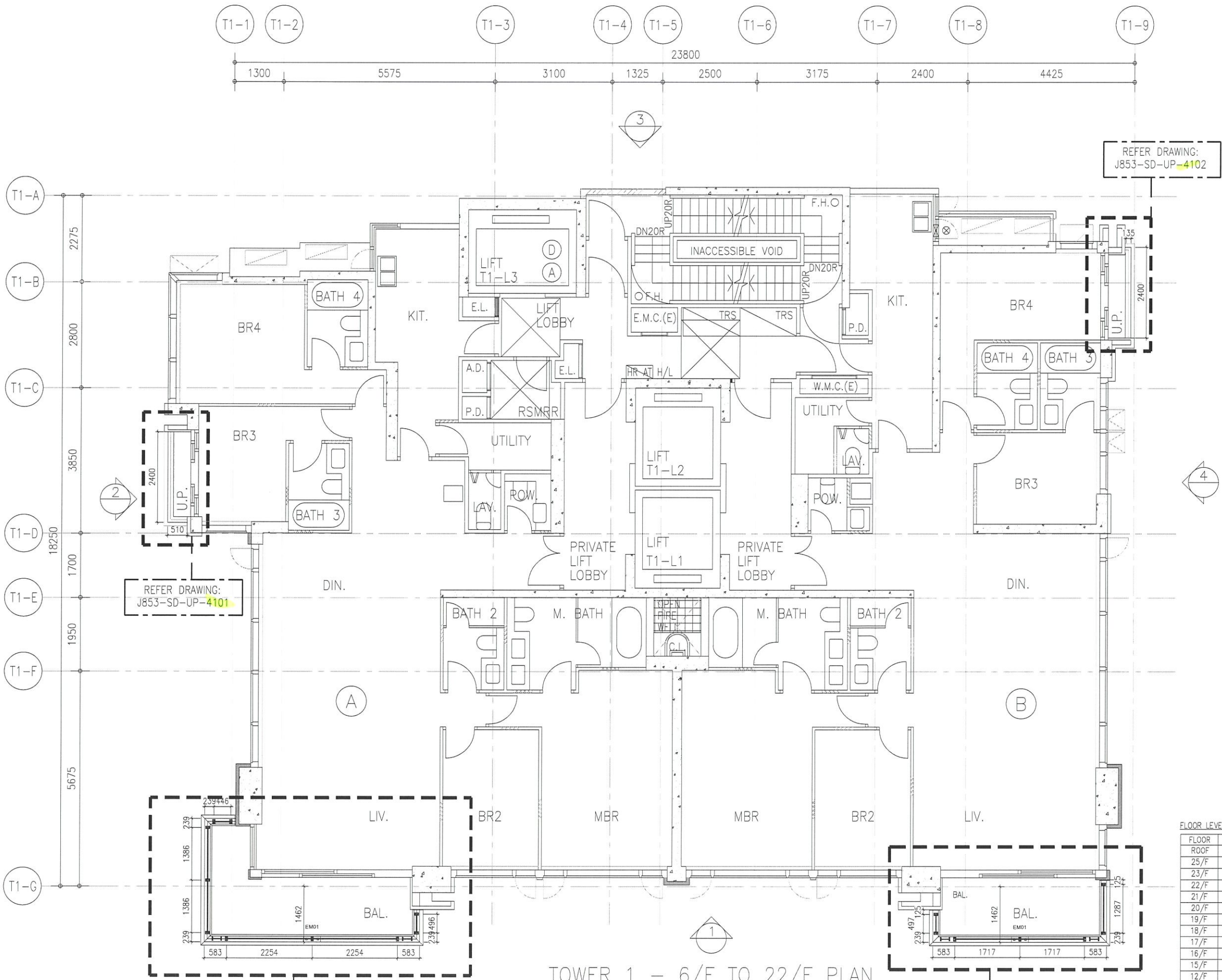
TITLE : BUILDING ELEVATION FOR TOWER 6,7 ELEVATION 03;04

DATE : 19-MAR-21 SCALE : 1:200 (A1)

DRAWN BY : CJM CHECKED BY : -

英特鋁質有限公司
MIDI ALUMINIUM FABRICATOR LTD.
 Units 6-8, Sunray Industrial Centre, 1/F
 610 Cha Kwo Ling Road, Kowloon
 Tel:23489211-4 Fax:(852)27727666

DWG NO. : J853-SD-BC-EL-2006 REV. : -



TOWER 1 - 6/F TO 22/F PLAN
(15 STOREYS) (13/F & 14/F OMITTED)

B.D. REF :

CLIENT : SHIMAO GROUP HOLDINGS LIMITED

ARCHITECT : WONG TUNG & PARTNERS LIMITED ARCHITECTS & PLANNERS

MAIN CONTRACTOR : 協興建築有限公司 HIP HING CONSTRUCTION CO LTD

STRUCTURAL ENGINEER : ICMA C M WONG & ASSOCIATES LTD 黃志明建築工程師有限公司

FACADE CONSULTANT : MEIN-HARDT

NOTE :

- ALL DIMENSIONS ARE IN mm.
- ALL ELEVATIONS ARE VIEWED FROM OUTSIDE.
- ALL DIMENSIONS TO BE VERIFIED ON SITE BEFORE FABRICATION.

LEGEND :

- X1 - DETAIL MARK NO.
- X001 - REFER SHEET NO.
- 1. F.F.L. -- FINISHED FLOOR LEVEL
- 2. S.F.L. -- STRUCTURAL FLOOR LEVEL
- 3. (R) -- REVERSED DETAIL

NO.	DATE	REVISED	BY

JOB NO. : J-853

PROJECT : PROPOSED RESIDENTIAL DEVELOPMENT AT N.K.I.L. 6542 YIN PING ROAD KOWLOON

TITLE : LOCATION PLAN FOR BALUSTRADE AT TOWER 1 (6/F-22/F)

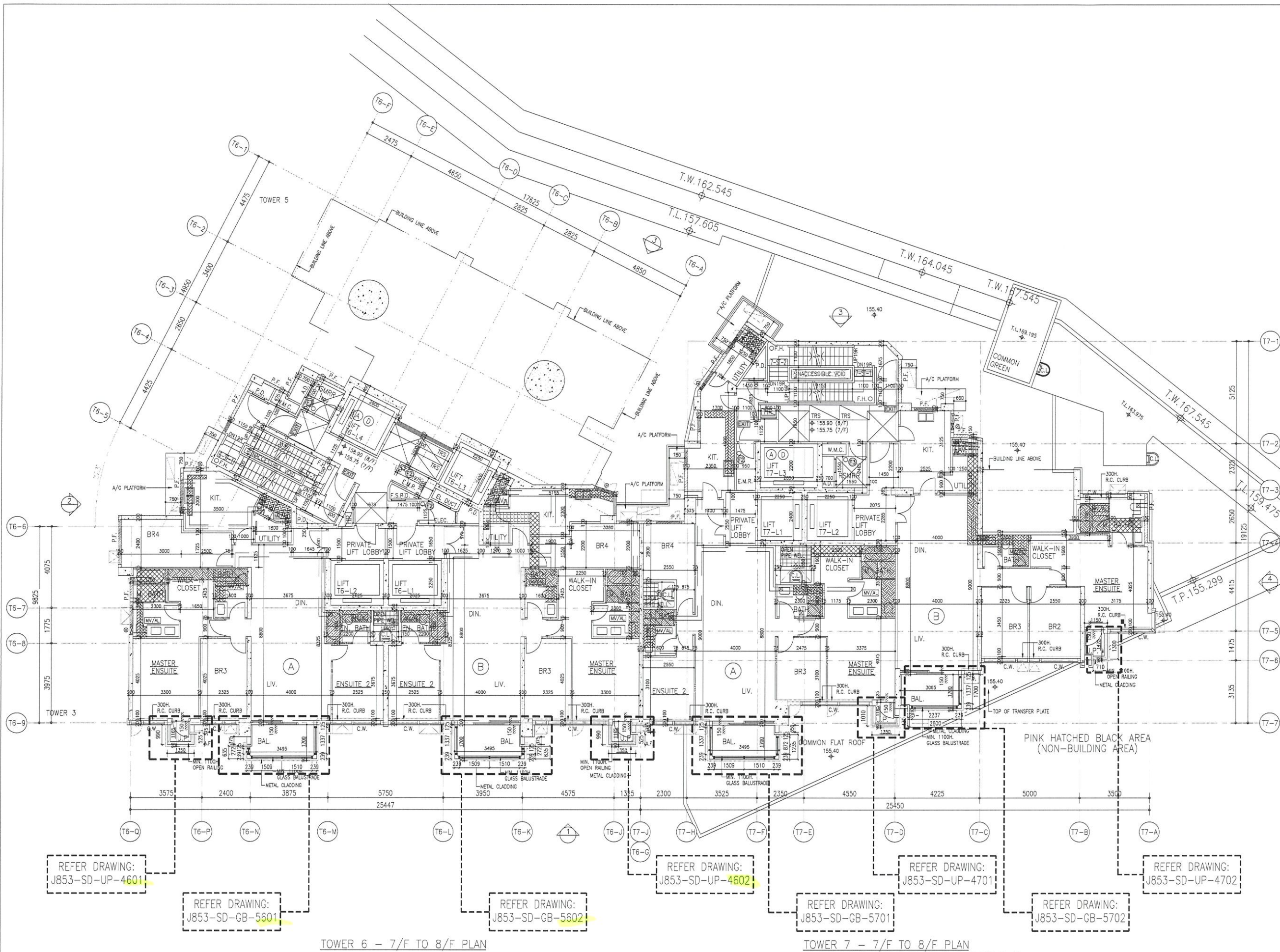
DATE : 17-May-2021 SCALE : 1:100

DRAWN BY : Ivan CHECKED BY :

英特鋁質有限公司 MIDI ALUMINIUM FABRICATOR LTD.
Units 6-8, Sunray Industrial Centre, 1/F
610 Cha Kwo Ling Road, Kowloon
Tel:23489211-4 Fax:(852)2727666

DWG NO. : J853-SD-BC-PL-3102 REV. : A

FLOOR	LEVEL
ROOF	+210.00
25/F	+206.50
23/F	+203.00
22/F	+199.50
21/F	+196.05
20/F	+192.60
19/F	+189.15
18/F	+185.70
17/F	+182.25
16/F	+178.80
15/F	+175.35
12/F	+171.90
11/F	+168.45
10/F	+165.00
9/F	+161.550
8/F	+158.10
7/F	+154.65
6/F	+151.20



TOWER 6 - 7/F TO 8/F PLAN

TOWER 7 - 7/F TO 8/F PLAN

** FLAT A & B WITHOUT SUNKEN SLAB AT 7/F ONLY

REFER DRAWING:
J853-SD-UP-4601

REFER DRAWING:
J853-SD-GB-5601

REFER DRAWING:
J853-SD-GB-5602

REFER DRAWING:
J853-SD-UP-4602

REFER DRAWING:
J853-SD-GB-5701


REFER DRAWING:
J853-SD-UP-4701


REFER DRAWING:
J853-SD-GB-5702


REFER DRAWING:
J853-SD-UP-4702


B.D. REF :

CLIENT : SHIMAO GROUP HOLDINGS LIMITED

ARCHITECT : WONG TUNG & PARTNERS LIMITED ARCHITECTS & PLANNERS


MAIN CONTRACTOR : 協興建築有限公司 HIP HING CONSTRUCTION CO LTD


STRUCTURAL ENGINEER : ICMA C M WONG & ASSOCIATES LTD 黃志明建築工程師有限公司


FACADE CONSULTANT : MEIN-HARDT


NOTE :

1. ALL DIMENSIONS ARE IN mm.
2. ALL ELEVATIONS ARE VIEWED FROM OUTSIDE.
3. ALL DIMENSIONS TO BE VERIFIED ON SITE BEFORE FABRICATION.

LEGEND :

X1 --- DETAIL MARK NO.
 X001 --- REFER SHEET NO.

1. F.F.L. --- FINISHED FLOOR LEVEL
2. S.F.L. --- STRUCTURAL FLOOR LEVEL
3. /R --- REVERSED DETAIL

NO.	DATE	REVISED	BY


JOB NO. : J-853

PROJECT : PROPOSED RESIDENTIAL DEVELOPMENT AT N.K.I.L. 6542 YIN PING ROAD KOWLOON

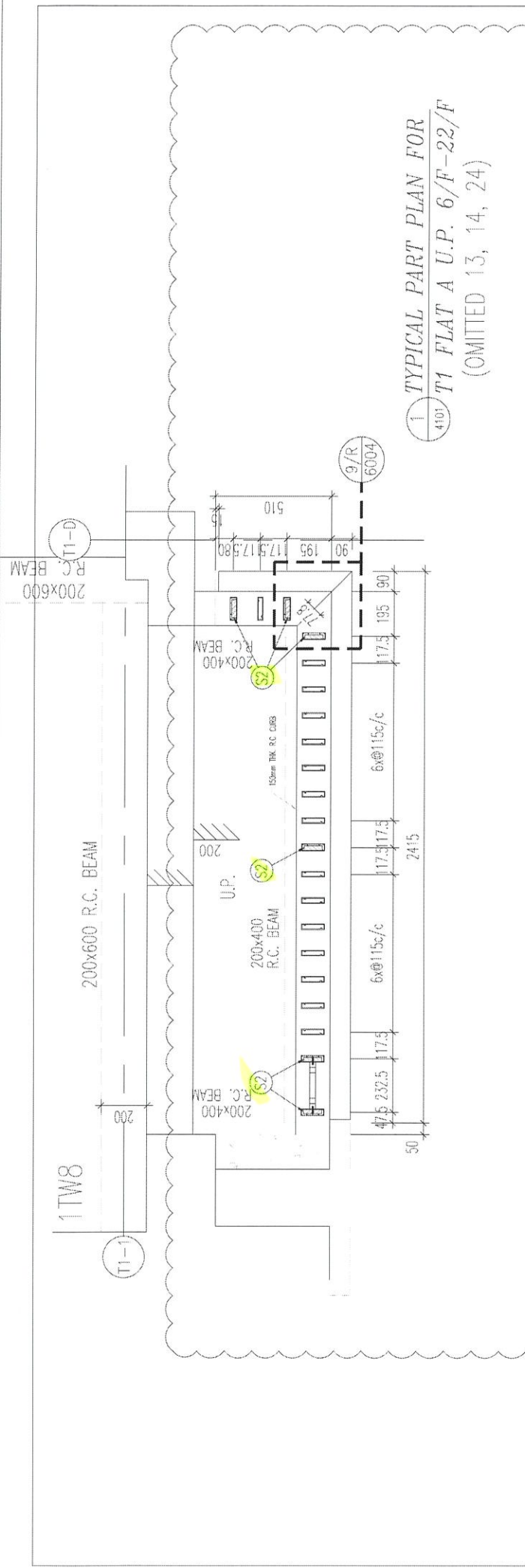
TITLE : LOCATION PLAN FOR GLASS BALUSTRADE FOR TOWER 6 & 7 (7/F - 8/F)

DATE : 03-APR-21 SCALE : 1:100

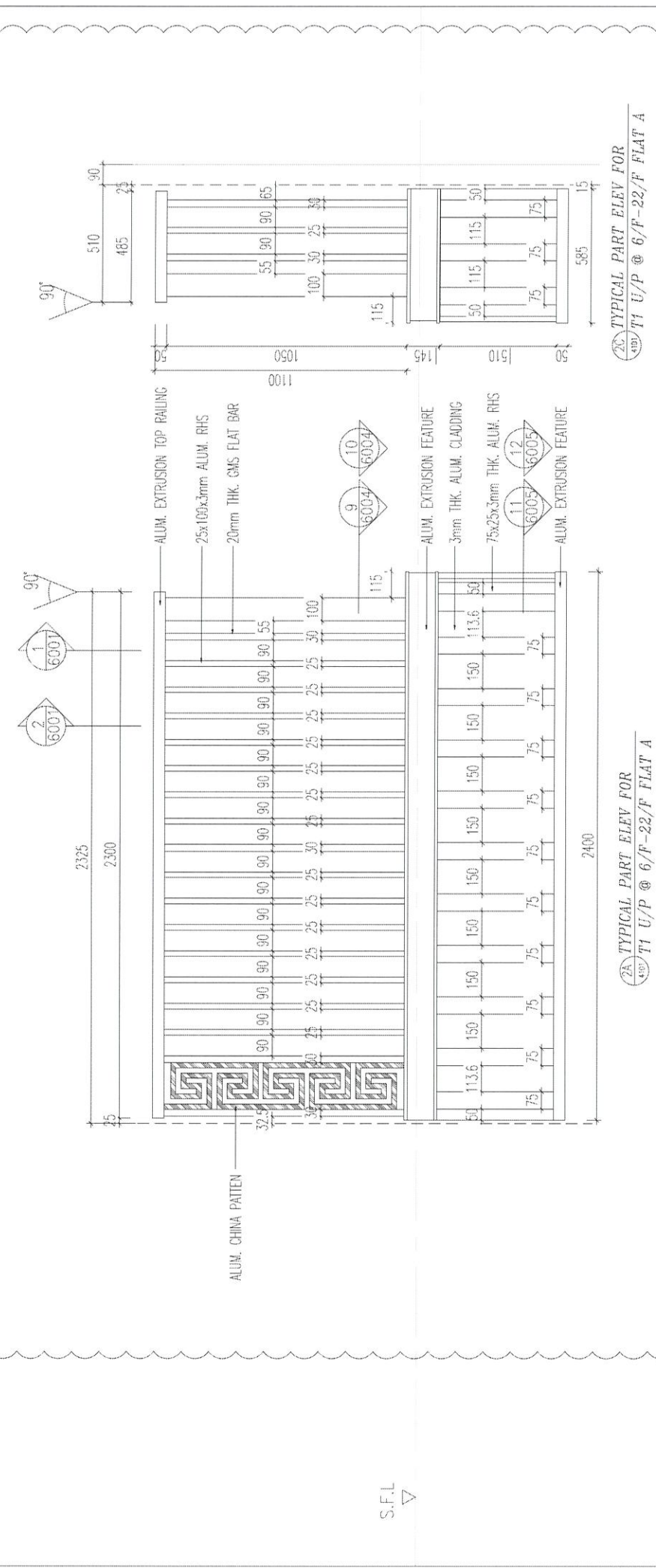
DRAWN BY : CJM CHECKED BY :

 美特鋁質有限公司
 MIDI ALUMINIUM FABRICATOR LTD.
 Units 6-8, Sunray Industrial Centre, 1/F
 610 Cha Kwo Ling Road, Kowloon
 Tel:23489211-4 Fax:(852)2727666

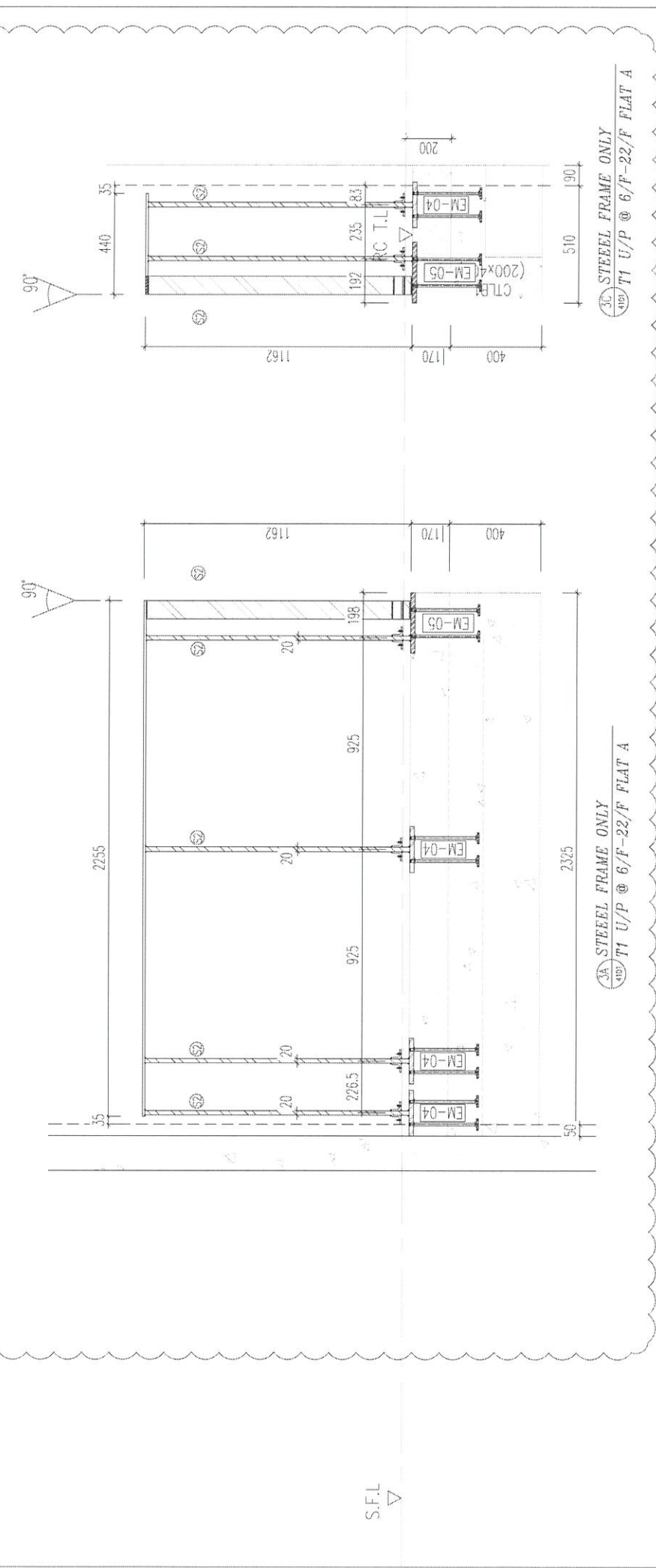
DWG NO. : J853-SD-BC-PL-3603 REV. : A



1 TYPICAL PART PLAN FOR
4101 T1 FLAT A U.P. 6/F-22/F
(OMITTED 13, 14, 24)



2A TYPICAL PART ELEV FOR
T1 U/P @ 6/F-22/F FLAT A



3A STEEL FRAME ONLY
T1 U/P @ 6/F-22/F FLAT A

B.D. REF :

CLIENT :

ARCHITECT :
WONG TUNG & PARTNERS LIMITED
ARCHITECTS & PLANNERS
WT

MAIN CONTRACTOR :
協興建築有限公司
HIP HING CONSTRUCTION CO LTD

STRUCTURAL ENGINEER :
ICMA C M WONG & ASSOCIATES LTD
黃志明建築工程師有限公司

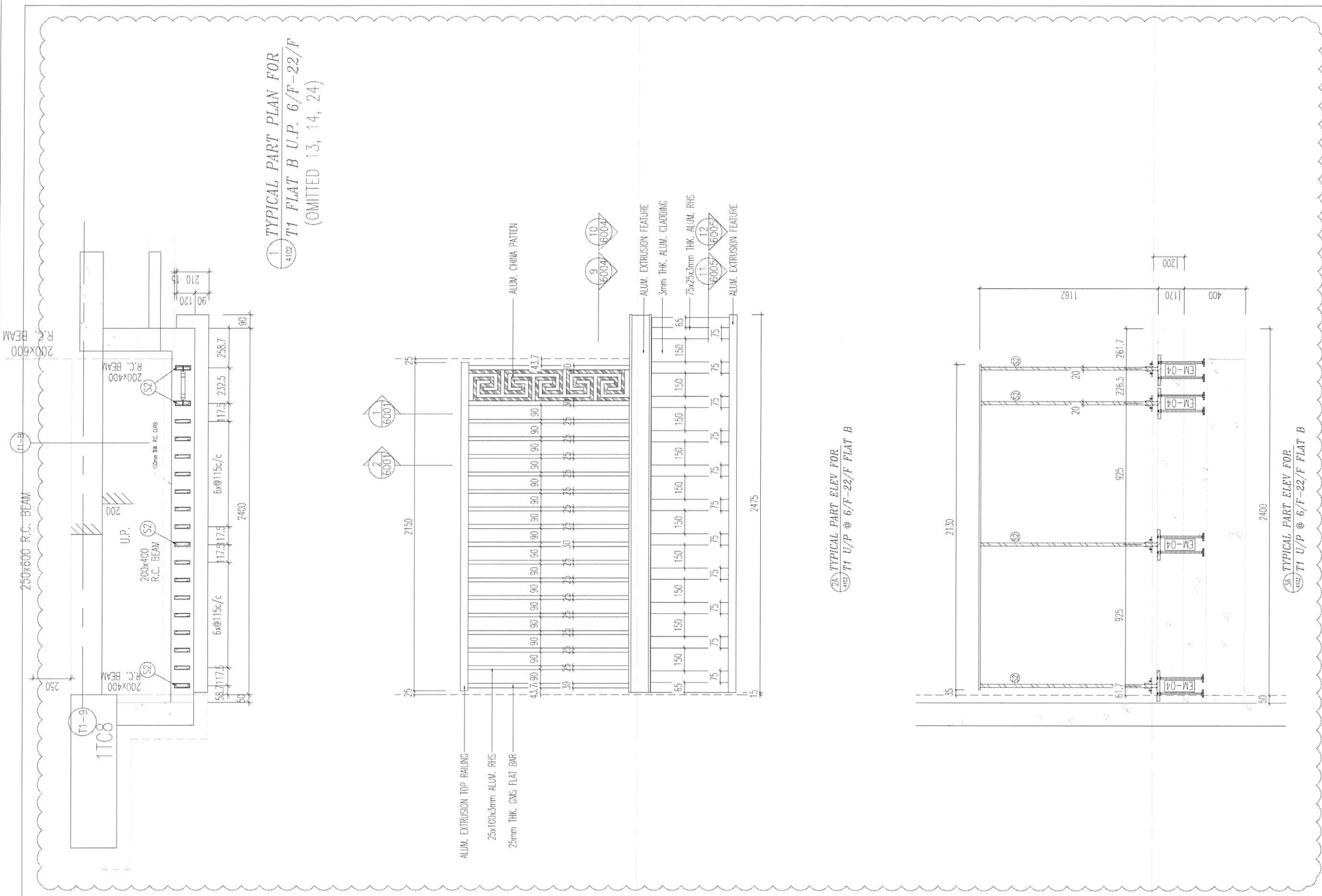
FAÇADE CONSULTANT:
MEINHARDT

NOTE :
1. ALL DIMENSIONS ARE IN mm.
2. ALL ELEVATIONS ARE VIEWED FROM OUTSIDE.
3. ALL DIMENSIONS TO BE VERIFIED ON SITE BEFORE FABRICATION.

LEGEND :
X1 ———— DETAIL MARK NO.
X001 ——— REFER SHEET NO.
1. F.F.L. — FINISHED FLOOR LEVEL
2. S.F.L. — STRUCTURAL FLOOR LEVEL
3. (R) — REVERSED DETAIL

D	12/04/2022	REVISION SUBJECT TO ARCH.COMMENT	LHR
NO.	DATE	REVISED	BY

JOB NO. : J-853
PROJECT : PROPOSED RESIDENTIAL DEVELOPMENT AT N.K.I.L. 6542 YIN PING ROAD KOWLOON
TITLE : PART ELEVATION OF ALUM. BALUSTRADE AT TOWER 1 (6/F-22/F)
DATE : 19-MAY-21 SCALE : 1:60(A1)
DRAWN BY : Ivan CHECKED BY :
MIDI 英特鋁質有限公司
ALUMINIUM FABRICATOR LTD.
Units 6-8, Sunray Industrial Centre, 1/F
610 Cha Kwo Ling Road, Kowloon
Tel:23489211-4 Fax:(852)2727666
DWG NO. : J853-SD-UP-4101 REV. : D



1 TYPICAL PART PLAN FOR
 4102 T1 FLAT B U.P. 6/F-22/F
 (OMITTED 13, 14, 24)

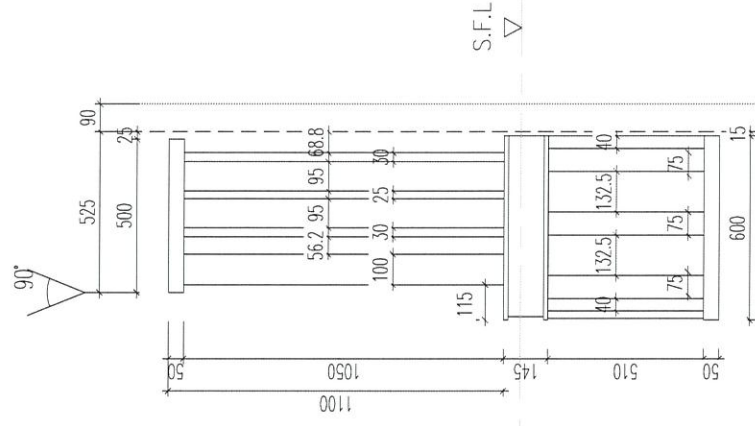
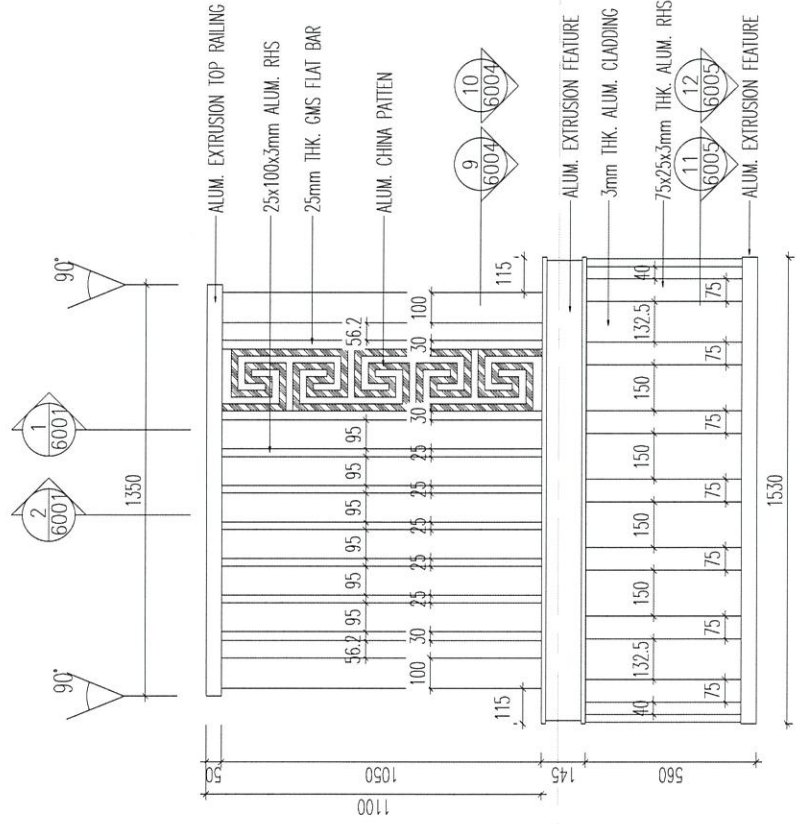
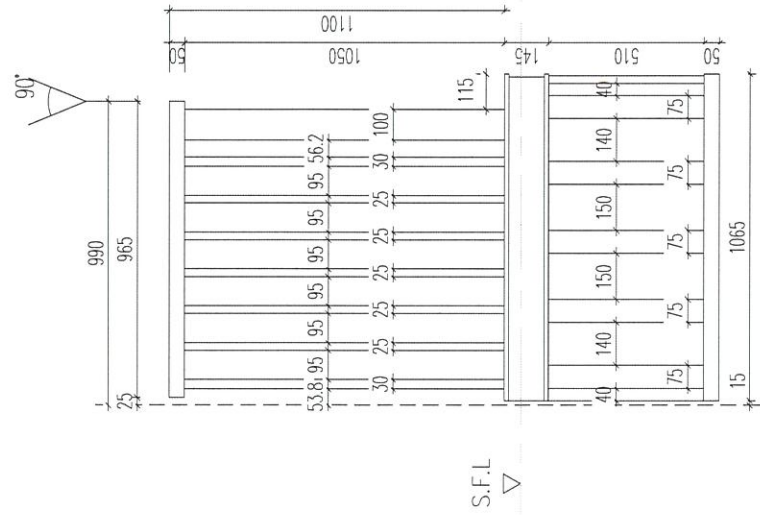
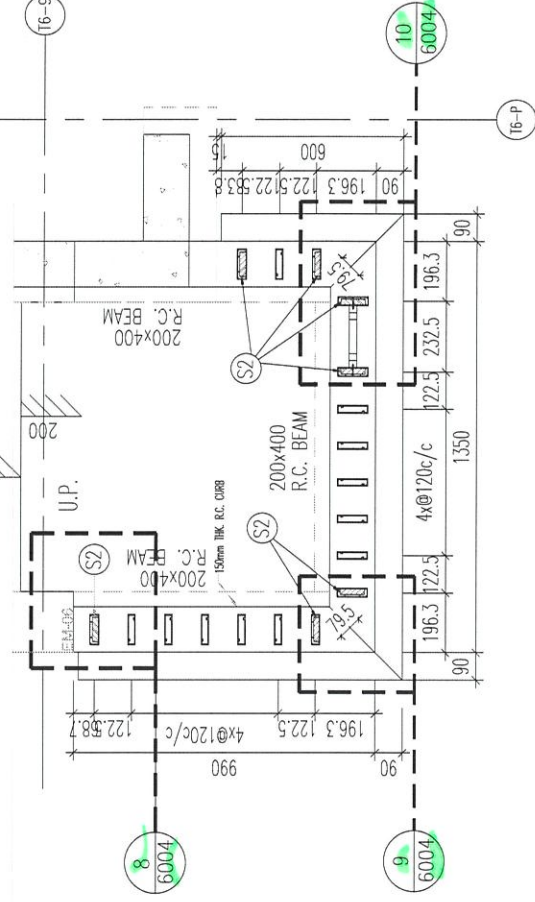
2A TYPICAL PART ELEV FOR
 4102 T1 U/P @ 6/F-22/F FLAT B

3A TYPICAL PART ELEV FOR
 4102 T1 U/P @ 6/F-22/F FLAT B

B.D. REF :			
CLIENT :			
ARCHITECT : WONG TUNG & PARTNERS LIMITED ARCHITECTS & PLANNERS 			
MAIN CONTRACTOR : 協興建築有限公司 HIP HING CONSTRUCTION CO LTD			
STRUCTURAL ENGINEER : C M WONG & ASSOCIATES LTD 黃志明建築工程師有限公司			
FACADE CONSULTANT: 			
NOTE: 1. ALL DIMENSIONS ARE IN mm. 2. ALL ELEVATIONS ARE VIEWED FROM OUTSIDE. 3. ALL DIMENSIONS TO BE VERIFIED ON SITE BEFORE FABRICATION.			
LEGEND: (X1) --- DETAIL MARK NO. (X001) --- REFER SHEET NO. 1. F.F.L. --- FINISHED FLOOR LEVEL 2. S.F.L. --- STRUCTURAL FLOOR LEVEL 3. (R) --- REVERSED DETAIL			
D	12/04/2022	REVISION SUBJECT TO ARCH COMMENT	LHR
NO.	DATE	REVISED	BY
JOB NO. : J-853			
PROJECT : PROPOSED RESIDENTIAL DEVELOPMENT AT N.K.I.L. 6542 YIN PING ROAD KOWLOON			
TITLE : PART ELEVATION OF ALUM. BALUSTRADE AT TOWER 1 (6/F-22/F)			
DATE : 19-MAY-21		SCALE : 1:60(A1)	
DRAWN BY : Ivan		CHECKED BY :	
美特鋁質有限公司 MIDI ALUMINIUM FABRICATOR LTD. Units 6-8, Sunray Industrial Centre, 1/F 610 Cha Kwo Ling Road, Kowloon Tel: 23489211-4 Fax: (852) 2727666			
DWG NO. : J853-SD-UP-4102			REV. : D

T: 10037-88310 | Email: info@midi.com | Drawing: Glass Balustrade 1:60 Rev. D (2022.04.14) U/P Part 6/F-22/F Flat B U.P. and Elevation Part 6/F-22/F Flat B U.P. Part 6/F-22/F Flat B U.P.

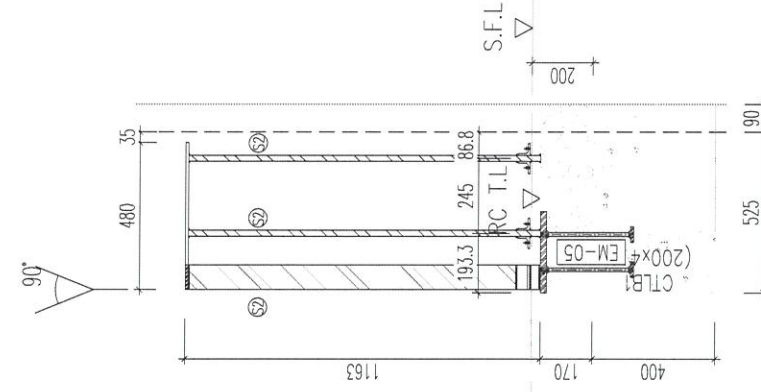
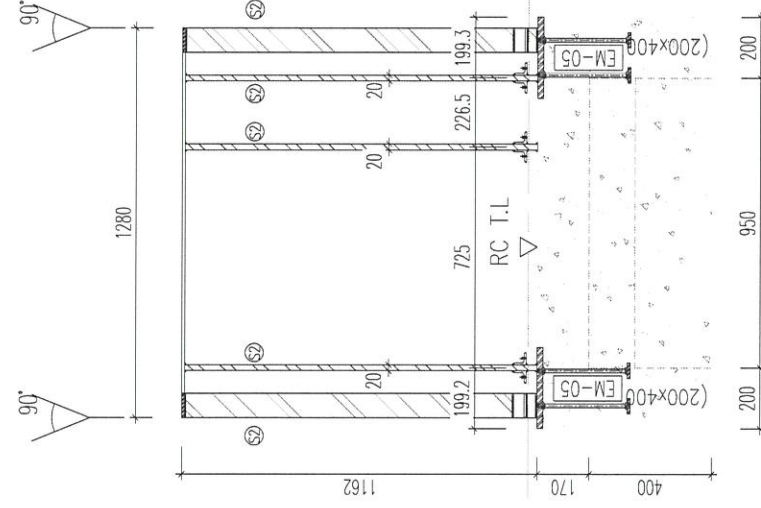
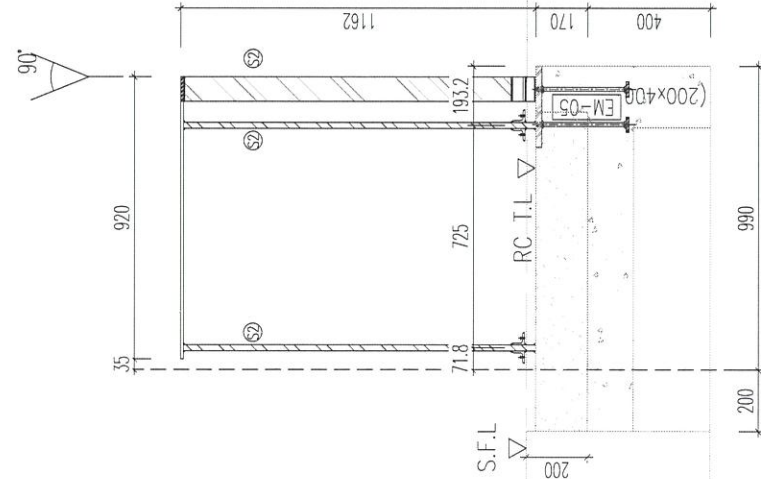
250x600 R.C. BEAM



1 TYPICAL PART PLAN FOR
T6 FLAT A U.P. 6/F ~ 26/F
(OMITTED 13, 14, 24)

2 TYPICAL PART PLAN FOR
T6 FLAT A U.P. 6/F ~ 26/F
(OMITTED 13, 14, 24)

3 TYPICAL PART PLAN FOR
T6 FLAT A U.P. 6/F ~ 26/F
(OMITTED 13, 14, 24)



4 STEEL FRAME ONLY
T6 FLAT A U.P. 6/F ~ 26/F
(OMITTED 13, 14, 24)

5 STEEL FRAME ONLY
T6 FLAT A U.P. 6/F ~ 26/F
(OMITTED 13, 14, 24)

6 STEEL FRAME ONLY
T6 FLAT A U.P. 6/F ~ 26/F
(OMITTED 13, 14, 24)

B.D. REF :

CLIENT :

ARCHITECT :
WONG TUNG & PARTNERS LIMITED
ARCHITECTS & PLANNERS

MAIN CONTRACTOR :
協興建築有限公司
HIP HING CONSTRUCTION CO LTD

STRUCTURAL ENGINEER :
ICMA C M WONG & ASSOCIATES LTD
黃志明建築工程師有限公司

FACADE CONSULTANT:
MEINHARDT

- NOTE :
- ALL DIMENSIONS ARE IN mm.
 - ALL ELEVATIONS ARE VIEWED FROM OUTSIDE.
 - ALL DIMENSIONS TO BE VERIFIED ON SITE BEFORE FABRICATION.

- LEGEND :
- X1 --- DETAIL MARK NO.
 - X001 --- REFER SHEET NO.
 - 1. F.F.L. --- FINISHED FLOOR LEVEL
 - 2. S.F.L. --- STRUCTURAL FLOOR LEVEL
 - 3. (R) --- REVERSED DETAIL

D	12/04/2022	REVISION SUBJECT TO ARCH.COMMENT	LHR
NO.	DATE	REVISED	BY

JOB NO. : J-853
PROJECT : PROPOSED RESIDENTIAL DEVELOPMENT AT N.K.I.L. 6542 YIN PING ROAD KOWLOON

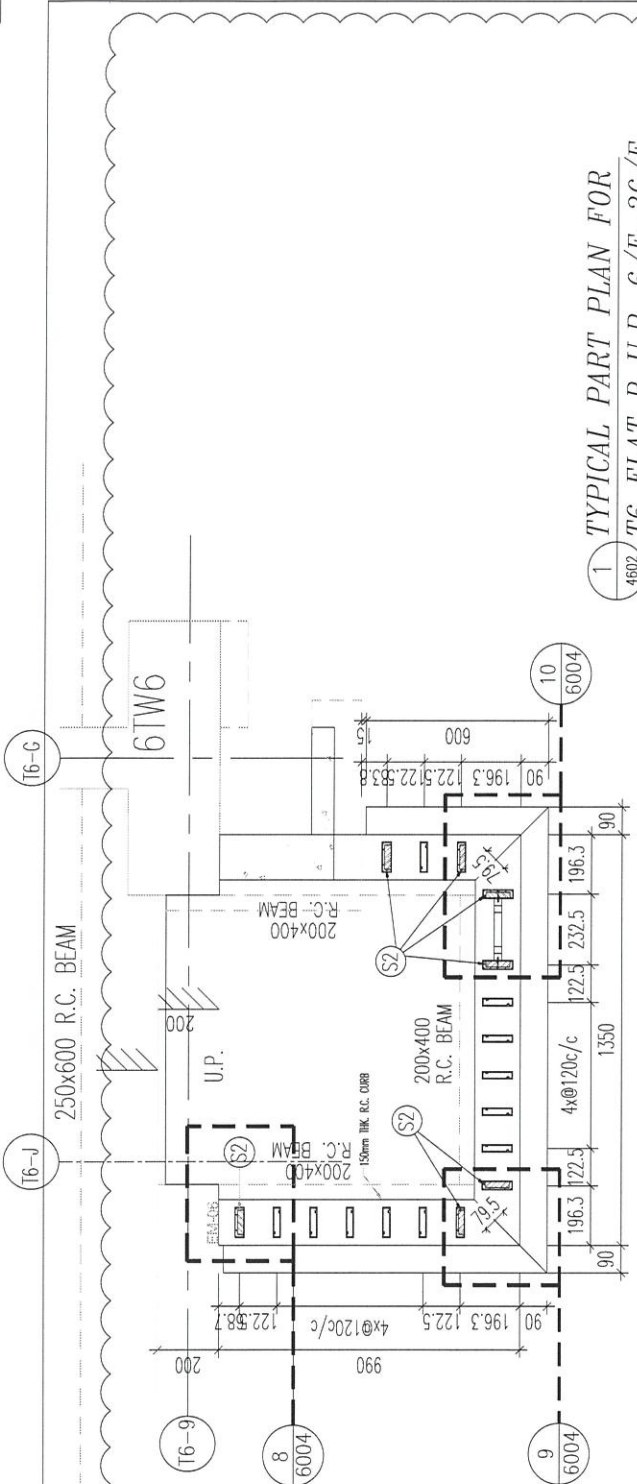
TITLE : PART ELEVATION OF ALUM. BALUSTRADE AT TOWER 6.7

DATE : 08-MAR-21 SCALE : 1:60(A1)

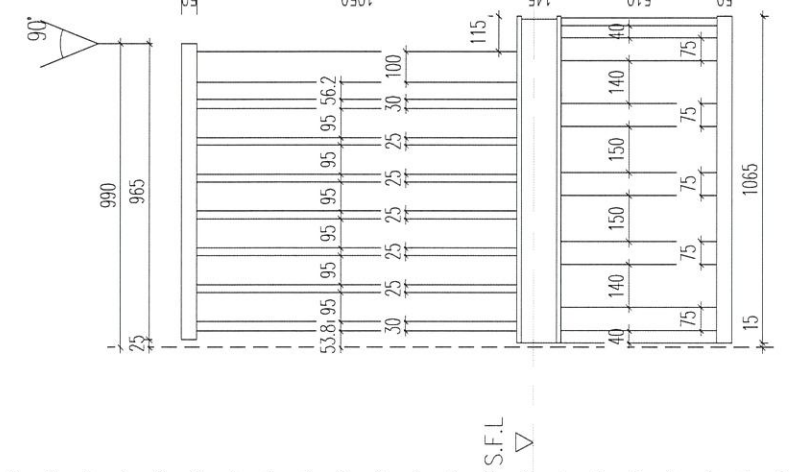
DRAWN BY : CJM CHECKED BY :

美特鋁質有限公司
MIDI ALUMINIUM FABRICATOR LTD.
Units 6-8, Sunray Industrial Centre, 1/F
610 Cha Kwo Ling Road, Kowloon
Tel:23489211-4 Fax:(852)27727666

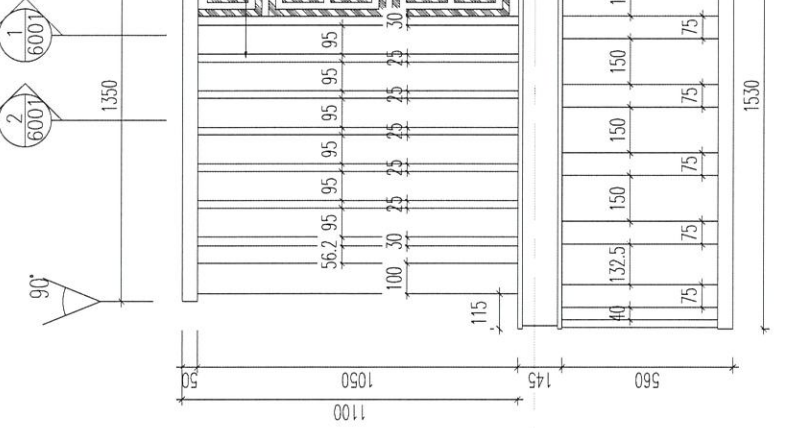
DWG NO. : J853-SD-UP-4601 REV. : D



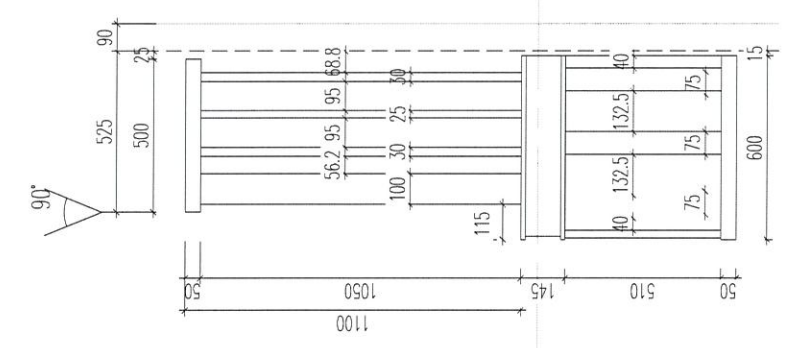
1 TYPICAL PART PLAN FOR
T6 FLAT B U.P. 6/F~26/F
(OMITTED 13, 14, 24)



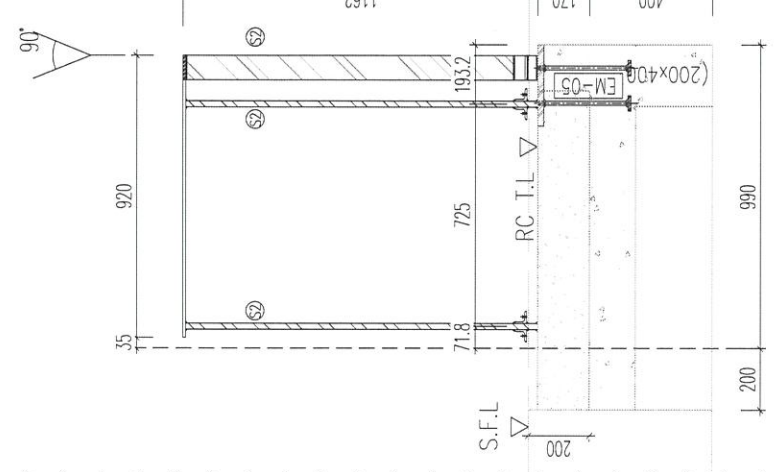
1 TYPICAL PART PLAN FOR
T6 FLAT B U.P. 6/F ~ 26/F
(OMITTED 13, 14, 24)



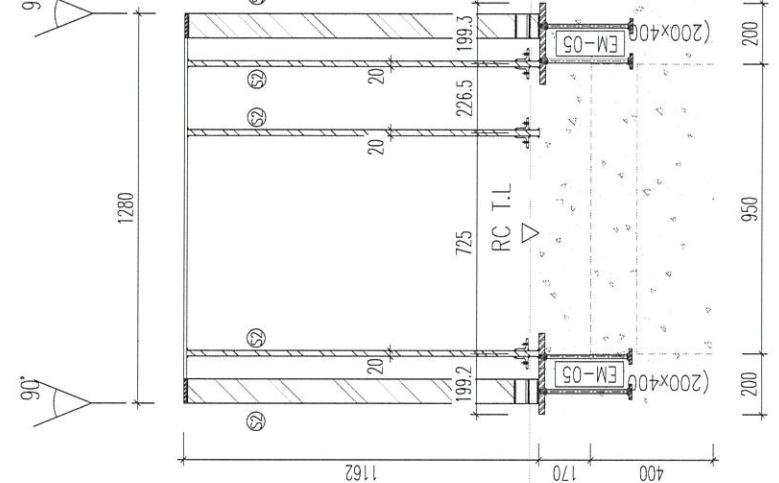
2 TYPICAL PART PLAN FOR
T6 FLAT B U.P. 6/F ~ 26/F
(OMITTED 13, 14, 24)



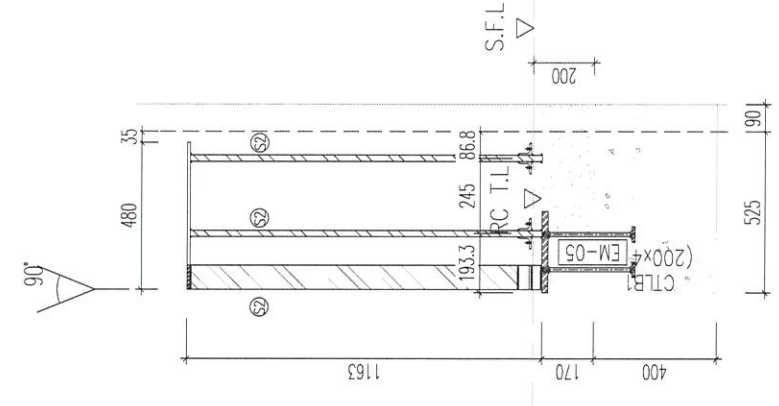
3 TYPICAL PART PLAN FOR
T6 FLAT B U.P. 6/F ~ 26/F
(OMITTED 13, 14, 24)



4 STEEL FRAME ONLY
T6 FLAT B U.P. 6/F ~ 26/F
(OMITTED 13, 14, 24)



5 STEEL FRAME ONLY
T6 FLAT B U.P. 6/F ~ 26/F
(OMITTED 13, 14, 24)



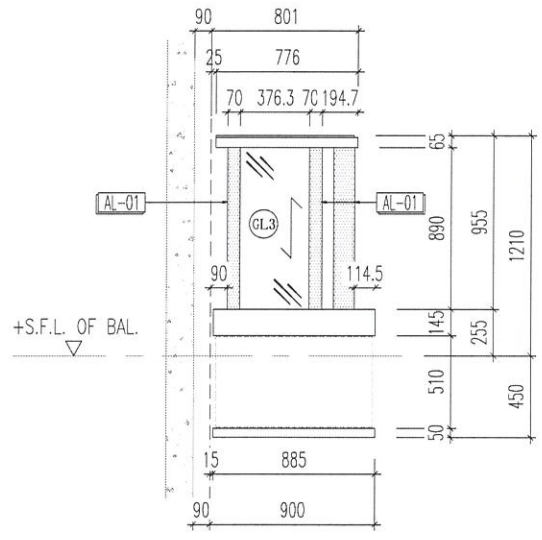
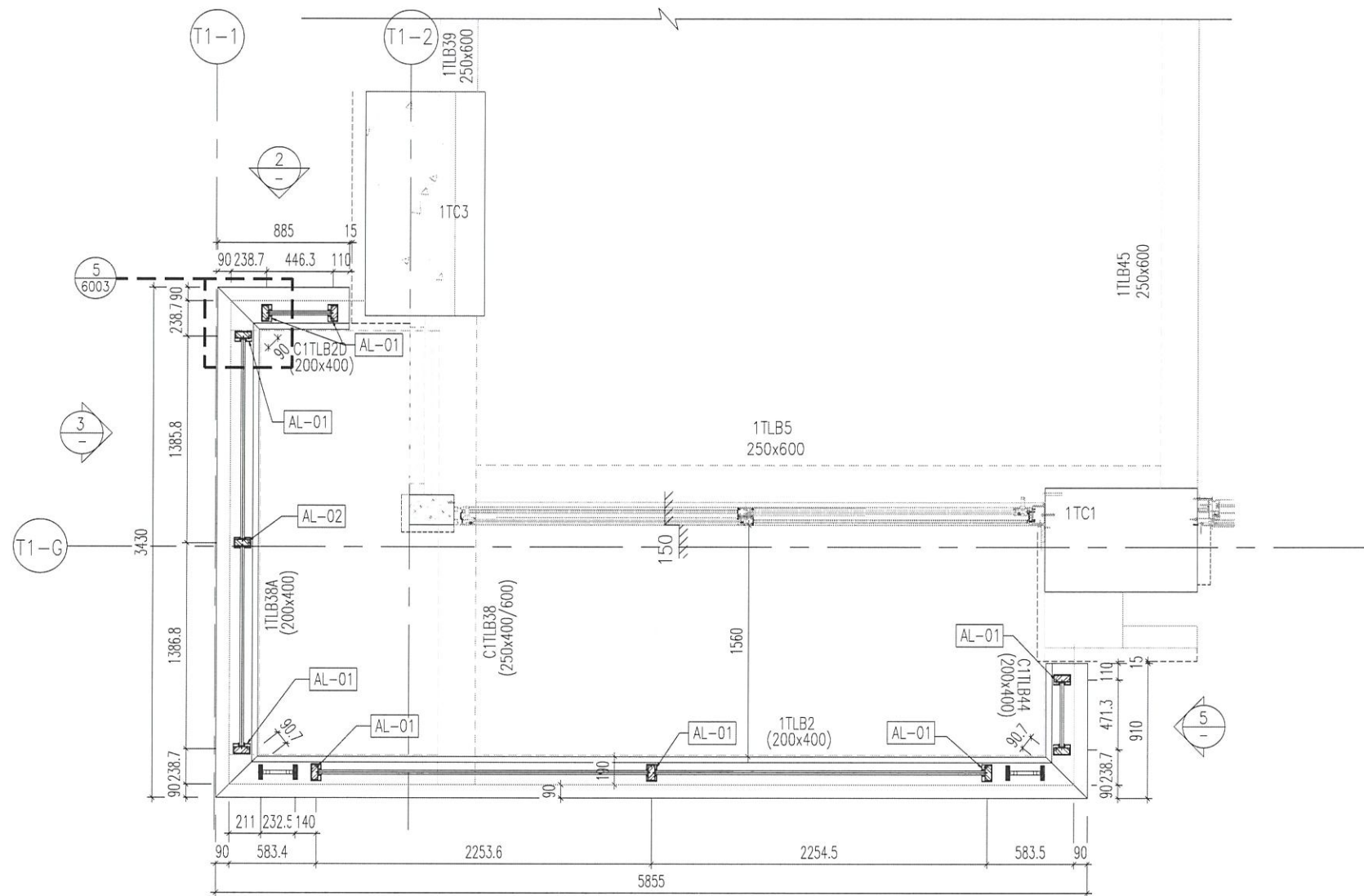
6 STEEL FRAME ONLY
T6 FLAT B U.P. 6/F ~ 26/F
(OMITTED 13, 14, 24)

B.D. REF :			
CLIENT :			
ARCHITECT : WONG TUNG & PARTNERS LIMITED ARCHITECTS & PLANNERS			
MAIN CONTRACTOR : 協興建築有限公司 HIP HING CONSTRUCTION CO LTD			
STRUCTURAL ENGINEER : ICMA C M WONG & ASSOCIATES LTD 黃志明建築工程師有限公司			
FACADE CONSULTANT: MEINHARDT			
NOTE : 1. ALL DIMENSIONS ARE IN mm. 2. ALL ELEVATIONS ARE VIEWED FROM OUTSIDE. 3. ALL DIMENSIONS TO BE VERIFIED ON SITE BEFORE FABRICATION.			
LEGEND : X1 --- DETAIL MARK NO. X001 --- REFER SHEET NO. 1. F.F.L. --- FINISHED FLOOR LEVEL 2. S.F.L. --- STRUCTURAL FLOOR LEVEL 3. (R) --- REVERSED DETAIL			
D	12/04/2022	REVISION SUBJECT TO ARCH.COMMENT	LHR
NO.	DATE	REVISED	BY
JOB NO. :		J-853	
PROJECT :		PROPOSED RESIDENTIAL DEVELOPMENT AT N.K.I.L. 6542 YIN PING ROAD KOWLOON	
TITLE :		PART ELEVATION OF ALUM. BALUSTRADE AT TOWER 6.7	
DATE : 08-MAR-21		SCALE : 1:60(A1)	
DRAWN BY : CJM		CHECKED BY :	
		美特鋁質有限公司 MIDI ALUMINIUM FABRICATOR LTD. Units 6-8, Sunray Industrial Centre, 1/F 610 Cha Kwo Ling Road, Kowloon Tel:23489211-4 Fax:(852)2727666	
DWG NO. :	J853-SD-UP-4602	REV. :	D

T:\Johel\48310_ Facade\UPRM - 01\F5 Shop Drawings\Facade Balustrade\UNSK3R 工程-20220414\578\FE011-167L BALUSTRADE & GLASS BALUSTRADE SHIPBRATING, SUBMISSION Rev. D (2022.04.14)\167UP.Plot File & Elev\UP Balustrade\UNSK3R-401_170_001_011.DWG

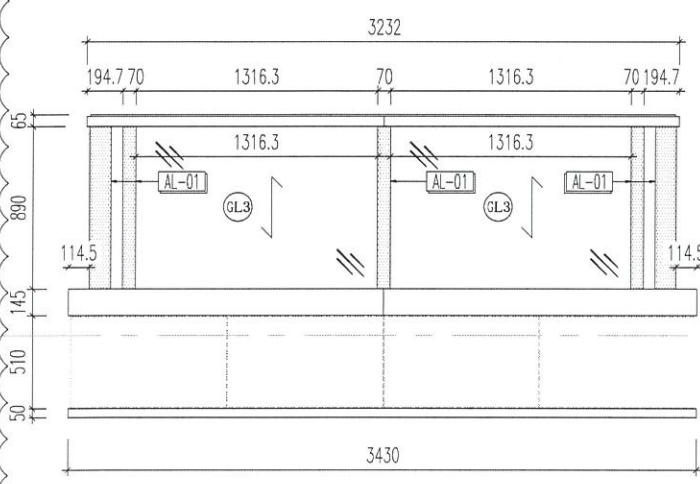
LEGEND :

- AL-01 : ALUM. EXTRUSION w/100x40mm THK. GMS FLAT BAR
- AL-02 : ALUM. EXTRUSION w/100x40mm THK. GMS FLAT BAR
- GL3 : 12mm THK. CLEAR TEMPERED GLASS +1.52mm PVB +
+12mm THK. CLEAR TEMPERED (LAMINATE GLASS)

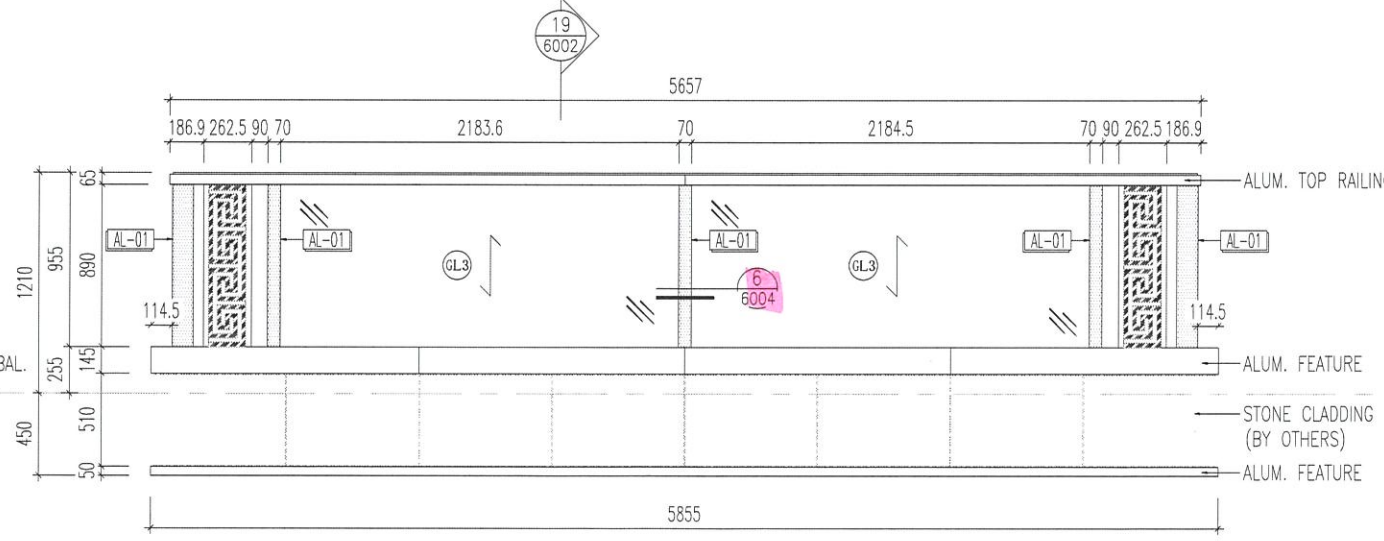


2 PART ELEV For GLASS BALUSTRADE
T1 FLAT A at 6/F~22/F

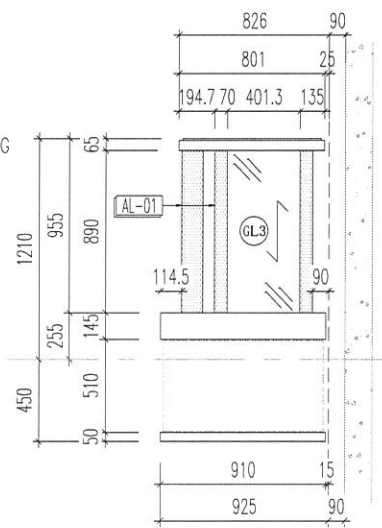
1 PART PLAN For GLASS BALUSTRADE
T1 FLAT A at 6/F~22/F
(OMITTED 13, 14)



3 PART ELEV For GLASS BALUSTRADE
T1 FLAT A at 6/F~22/F



4 PART ELEV For GLASS BALUSTRADE
T1 FLAT A at 6/F~22/F



5 PART ELEV For GLASS BALUSTRADE
T1 FLAT A at 6/F~22/F

B.D. REF :

CLIENT :

ARCHITECT :
WONG TUNG & PARTNERS LIMITED
ARCHITECTS & PLANNERS
WT

MAIN CONTRACTOR :

STRUCTURAL ENGINEER :
WT WONG TUNG & PARTNERS LIMITED
ARCHITECTS & PLANNERS

FACADE CONSULTANT:
MEIN-HARDT

NOTE :
1. ALL DIMENSIONS ARE IN mm.
2. ALL ELEVATIONS ARE VIEWED FROM OUTSIDE.
3. ALL DIMENSIONS TO BE VERIFIED ON SITE BEFORE FABRICATION.

LEGEND :
X1 - DETAIL MARK NO.
X001 - REFER SHEET NO.
1. F.F.L. -- FINISHED FLOOR LEVEL
2. S.F.L. -- STRUCTURAL FLOOR LEVEL
3. (R) -- REVERSED DETAIL

D	12/04/2022	REVISION SUBJECT TO ARCH.COMMENT	LHR
NO.	DATE	REVISED	BY

JOB NO. : J-853

PROJECT :
PROPOSED RESIDENTIAL
DEVELOPMENT AT N.K.I.L. 6542
YIN PING ROAD
KOWLOON

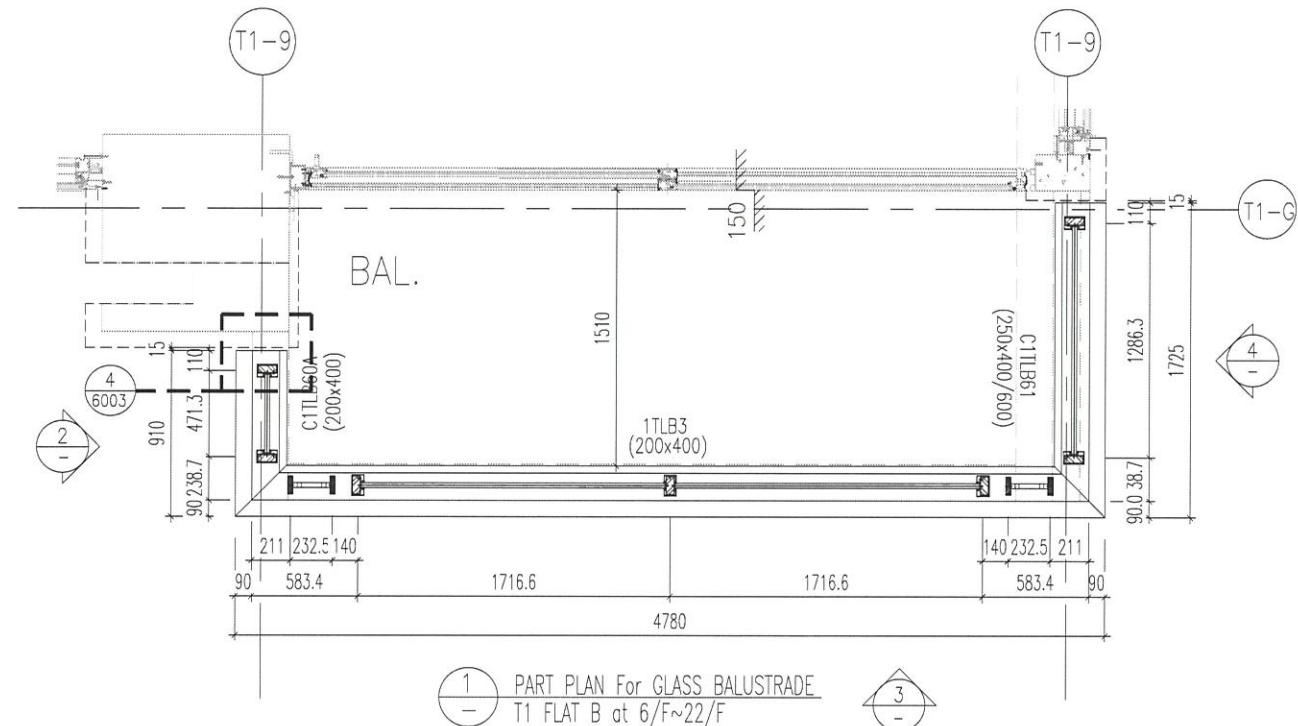
TITLE :
PART ELEV and PART PLAN
for GLASS BALUSTRADE
AT TOWER 1 FLAT A

DATE : 18-MAY-21 SCALE : 1:90(A1)

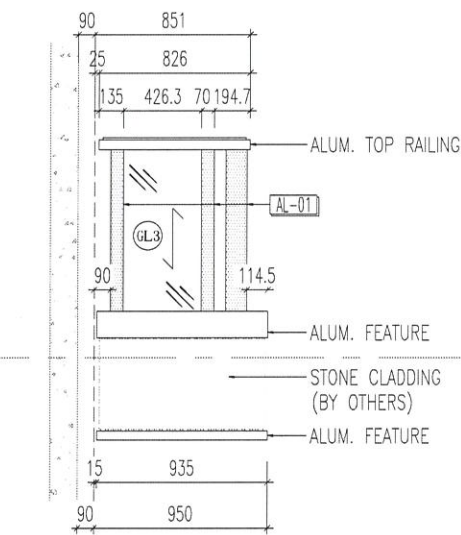
DRAWN BY : Ivan CHECKED BY :

英特鋁質有限公司
MIDI ALUMINIUM FABRICATOR LTD.
Units 6-8, Sunray Industrial Centre, 1/F
610 Cha Kwo Ling Road, Kowloon
Tel:23489211-4 Fax:(852)2727666

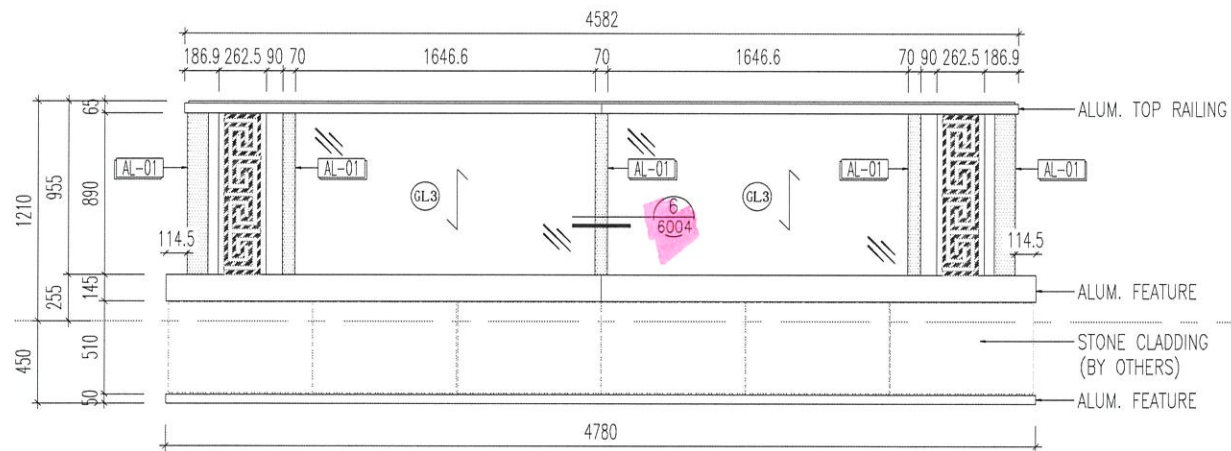
DWG NO. : J853-SD-GB-5104 REV. : D



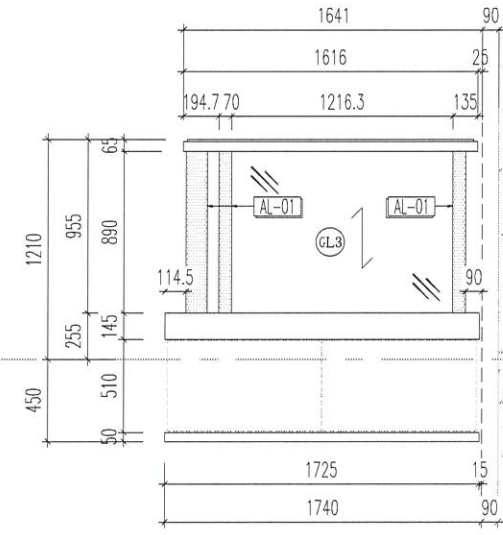
1 PART PLAN For GLASS BALUSTRADE
T1 FLAT B at 6/F~22/F



2 PART ELEV For GLASS BALUSTRADE
T1 FLAT B at 6/F~22/F



3 PART ELEV For GLASS BALUSTRADE
T1 FLAT B at 6/F~22/F



4 PART ELEV For GLASS BALUSTRADE
T1 FLAT B at 6/F~22/F

LEGEND :

AL-01 : ALUM. EXTRUSION w/100x40mm THK. GMS FLAT BAR

AL-02 : ALUM. EXTRUSION w/100x40mm THK. GMS FLAT BAR

GL.3 : 12mm THK. CLEAR TEMPERED GLASS +1.52mm PVB+12mm THK. CLEAR TEMPERED (LAMINATE GLASS)

B.D. REF :

CLIENT :

ARCHITECT : WONG TUNG & PARTNERS LIMITED
ARCHITECTS & PLANNERS



MAIN CONTRACTOR :

STRUCTURAL ENGINEER :



FACADE CONSULTANT :



NOTE :

1. ALL DIMENSIONS ARE IN mm.
2. ALL ELEVATIONS ARE VIEWED FROM OUTSIDE.
3. ALL DIMENSIONS TO BE VERIFIED ON SITE BEFORE FABRICATION.

LEGEND :

- X1 - DETAIL MARK NO.
- X001 - REFER SHEET NO.

1. F.F.L. -- FINISHED FLOOR LEVEL
2. S.F.L. -- STRUCTURAL FLOOR LEVEL
3. /R -- REVERSED DETAIL

D	12/04/2022	REVISION SUBJECT TO ARCH.COMMENT	LHR
NO.	DATE	REVISED	BY

JOB NO. : J-853

PROJECT : PROPOSED RESIDENTIAL
DEVELOPMENT AT N.K.I.L. 6542
YIN PING ROAD
KOWLOON

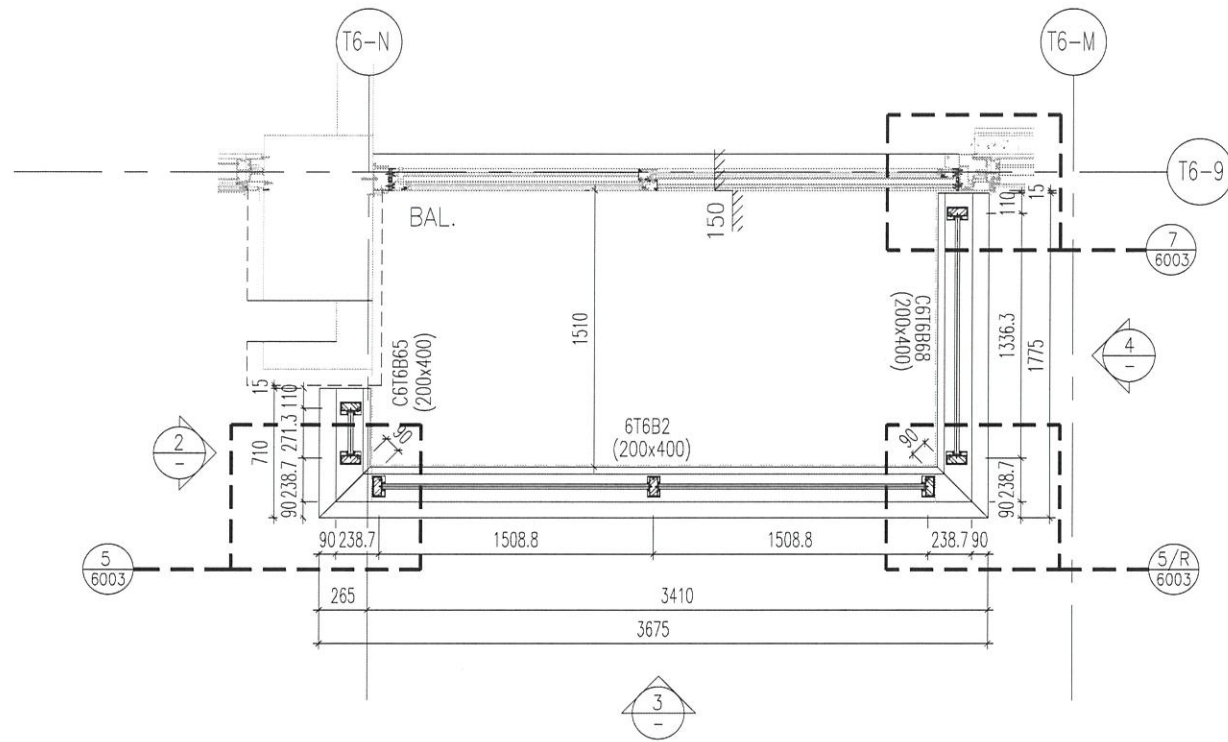
TITLE : PART ELEV and PART PLAN
for GLASS BALUSTRADE
AT TOWER 1 FLAT B

DATE : 18-MAY-21 SCALE : 1:90(A1)

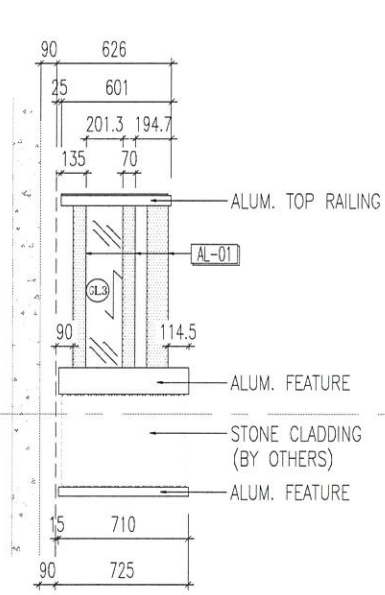
DRAWN BY : Ivan CHECKED BY :

英特鋁質有限公司
MIDI ALUMINIUM FABRICATOR LTD.
Units 6-8, Sunray Industrial Centre, 1/F
610 Cha Kwo Ling Road, Kowloon
Tel:23489211-4 Fax:(852)2727666

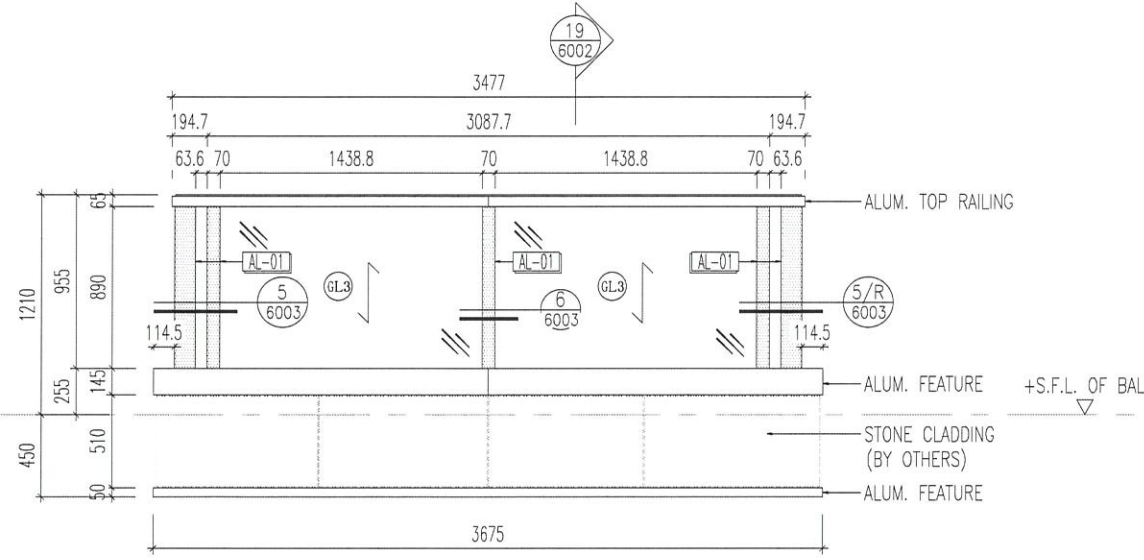
DWG NO. : J853-SD-GB-5105 REV. : D



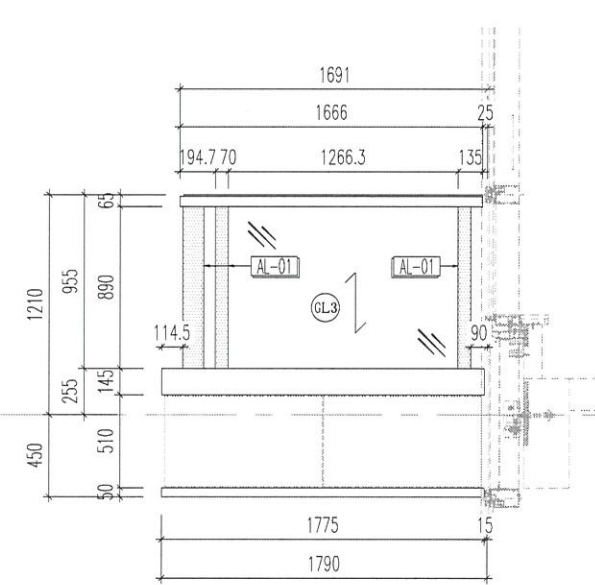
1 PART PLAN For GLASS BALUSTRADE
T6 FLAT A at 5/F~26/F



2 PART ELEV For GLASS BALUSTRADE
T6 FLAT A at 5/F~26/F



3 PART ELEV For GLASS BALUSTRADE
T6 FLAT A at 5/F~26/F



4 PART ELEV For GLASS BALUSTRADE
T6 FLAT A at 5/F~26/F

LEGEND :

AL-01 : ALUM. EXTRUSION w/100x40mm THK. GMS FLAT BAR

AL-02 : ALUM. EXTRUSION w/100x40mm THK. GMS FLAT BAR

GL3 : 12mm THK. CLEAR TEMPERED GLASS +1.52mm PVB+12mm THK. CLEAR TEMPERED (LAMINATE GLASS)

B.D. REF :

CLIENT :

ARCHITECT :
WONG TUNG & PARTNERS LIMITED
ARCHITECTS & PLANNERS
WT

MAIN CONTRACTOR :

STRUCTURAL ENGINEER :
WT WONG TUNG & PARTNERS LIMITED
ARCHITECTS & PLANNERS

FACADE CONSULTANT:
MEIN-HARDT

NOTE :
1. ALL DIMENSIONS ARE IN mm.
2. ALL ELEVATIONS ARE VIEWED FROM OUTSIDE.
3. ALL DIMENSIONS TO BE VERIFIED ON SITE BEFORE FABRICATION.

LEGEND :
X1 --- DETAIL MARK NO.
X001 --- REFER SHEET NO.
1. F.F.L. --- FINISHED FLOOR LEVEL
2. S.F.L. --- STRUCTURAL FLOOR LEVEL
3. /R --- REVERSED DETAIL

NO.	DATE	REVISION	SUBJECT TO ARCH.COMMENT	REVISOR	BY
D	12/04/2022		REVISION SUBJECT TO ARCH.COMMENT	LHR	

JOB NO. : J-853
PROJECT : PROPOSED RESIDENTIAL DEVELOPMENT AT N.K.I.L. 6542 YIN PING ROAD KOWLOON

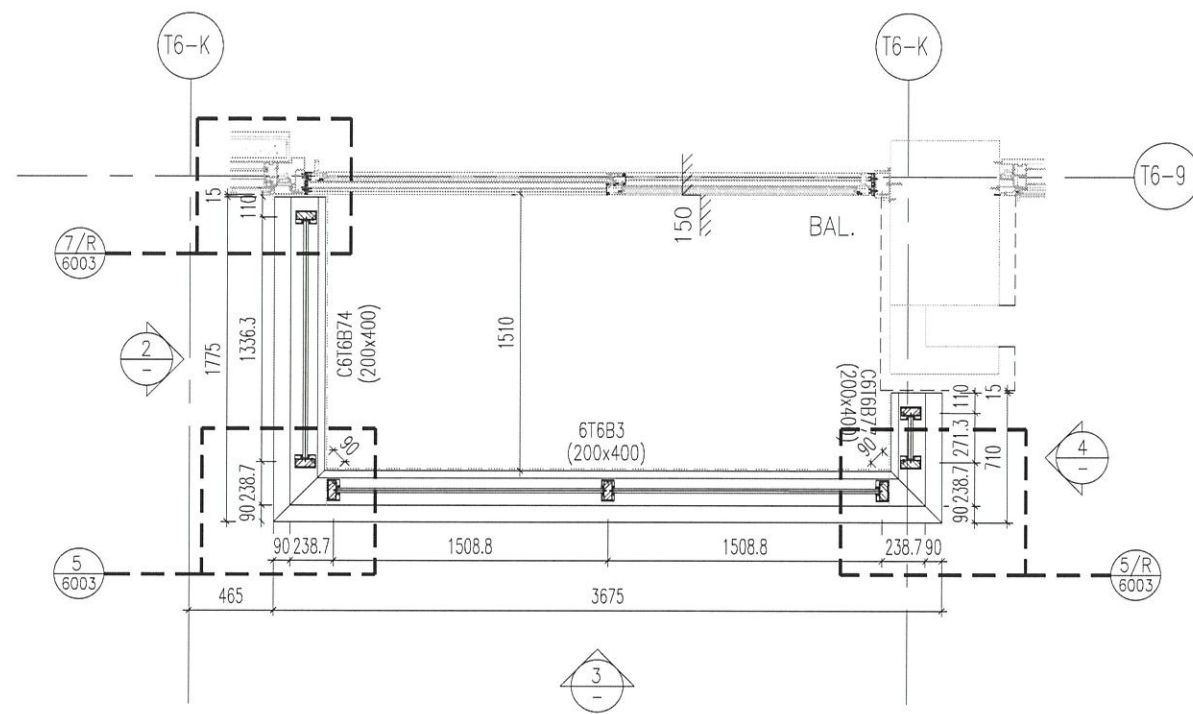
TITLE : PART ELEV and PART PLAN for GLASS BALUSTRADE AT TOWER 6 FLAT A

DATE : 18-MAY-21 SCALE : 1:90(A1)

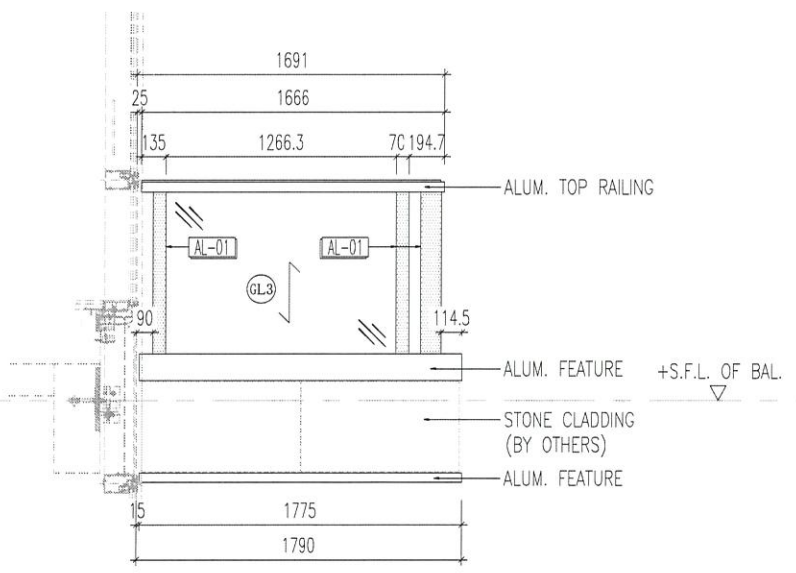
DRAWN BY : Ivan CHECKED BY :

美特鋁質有限公司
MIDI ALUMINIUM FABRICATOR LTD.
Units 6-8, Sunray Industrial Centre, 1/F
610 Cha Kwo Ling Road, Kowloon
Tel:23489211-4 Fax:(852)2727666

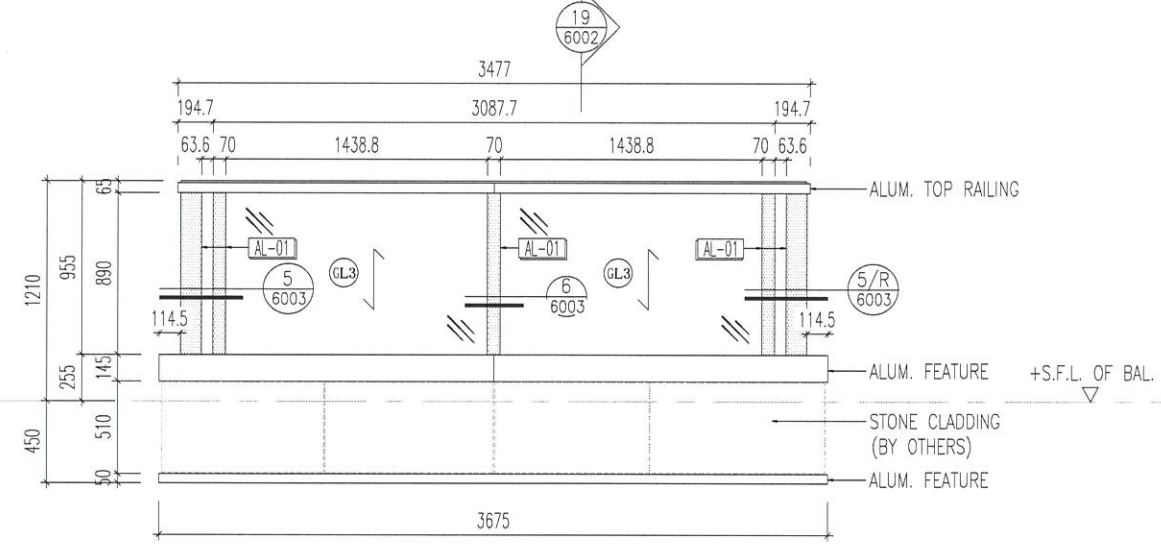
DWG NO. : J853-SD-GB-5601 REV. : D



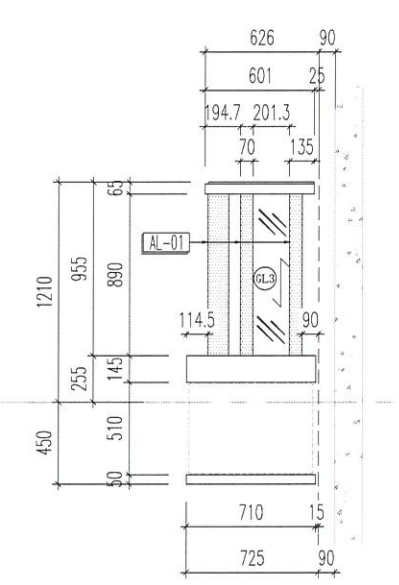
1 PART PLAN For GLASS BALUSTRADE
T6 FLAT B at 5/F~26/F



2 PART ELEV For GLASS BALUSTRADE
T6 FLAT B at 5/F~26/F



3 PART ELEV For GLASS BALUSTRADE
T6 FLAT B at 5/F~26/F



4 PART ELEV For GLASS BALUSTRADE
T6 FLAT B at 5/F~26/F

LEGEND :

AL-01 : ALUM. EXTRUSION w/100x40mm THK. GMS FLAT BAR

AL-02 : ALUM. EXTRUSION w/100x40mm THK. GMS FLAT BAR

GL3 : 12mm THK. CLEAR TEMPERED GLASS +1.52mm PVB+12mm THK. CLEAR TEMPERED (LAMINATE GLASS)

B.D. REF :

CLIENT :

ARCHITECT :
WONG TUNG & PARTNERS LIMITED
ARCHITECTS & PLANNERS
WT

MAIN CONTRACTOR :

STRUCTURAL ENGINEER :
WT **WONG TUNG & PARTNERS LIMITED**
ARCHITECTS & PLANNERS

FACADE CONSULTANT:
MEIN-HARDT

NOTE :

- ALL DIMENSIONS ARE IN mm.
- ALL ELEVATIONS ARE VIEWED FROM OUTSIDE.
- ALL DIMENSIONS TO BE VERIFIED ON SITE BEFORE FABRICATION.

LEGEND :

X1 --- DETAIL MARK NO.

X001 --- REFER SHEET NO.

- F.F.L. --- FINISHED FLOOR LEVEL
- S.F.L. --- STRUCTURAL FLOOR LEVEL
- (/R) --- REVERSED DETAIL

NO.	DATE	REVISION	SUBJECT TO ARCH.COMMENT	BY
D	12/04/2022		REVISION SUBJECT TO ARCH.COMMENT	LHR

JOB NO. : J-853

PROJECT :
PROPOSED RESIDENTIAL
DEVELOPMENT AT N.K.I.L. 6542
YIN PING ROAD
KOWLOON

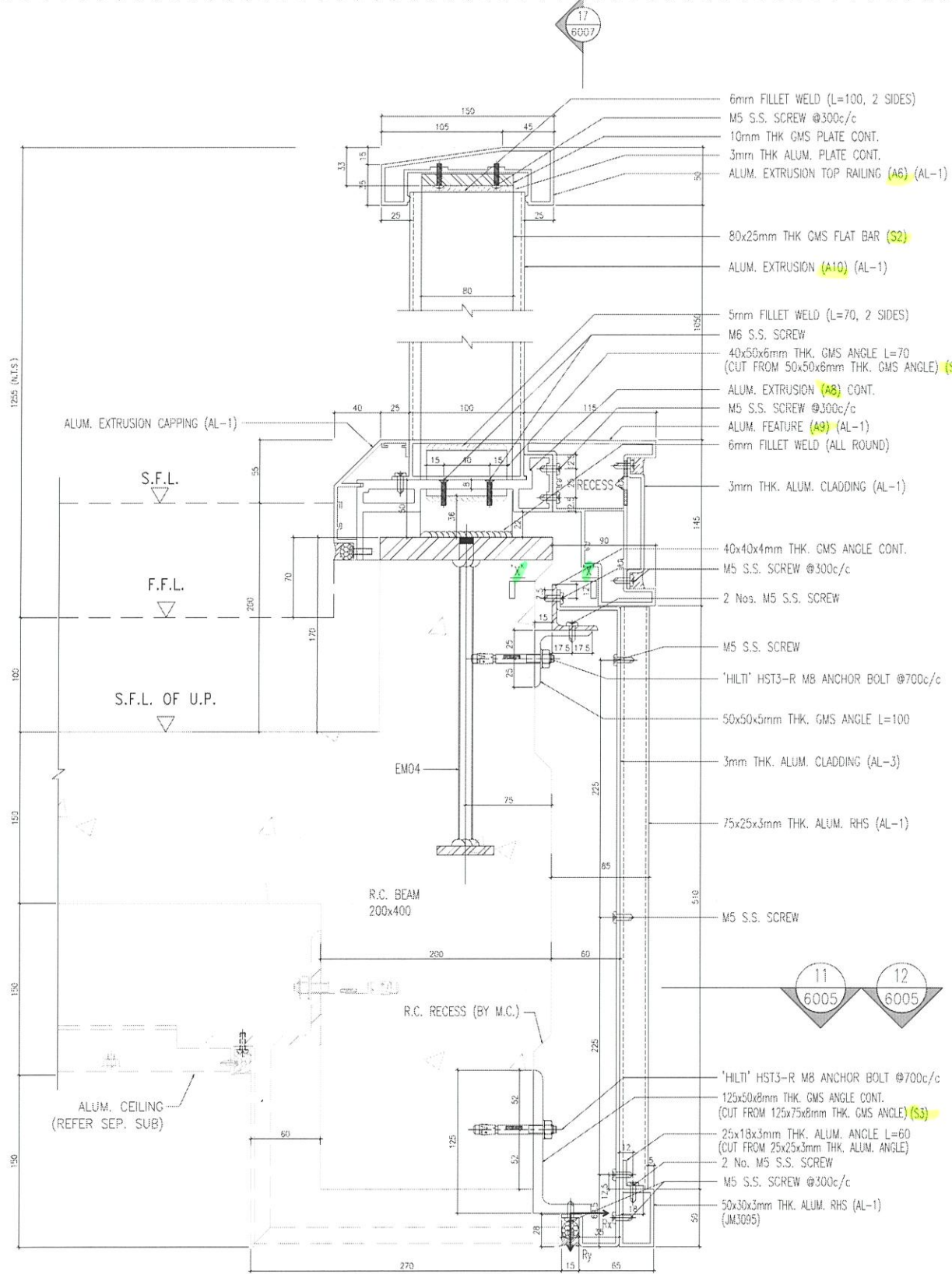
TITLE :
PART ELEV and PART PLAN
for GLASS BALUSTRADE
AT TOWER 6 FLAT B

DATE : 18-MAY-21 SCALE : 1:90(A1)

DRAWN BY : Ivan CHECKED BY :

美特鋁質有限公司
MIDI ALUMINIUM FABRICATOR LTD.
Units 6-8, Sunray Industrial Centre, 1/F
610 Cha Kwo Ling Road, Kowloon
Tel:23489211-4 Fax:(852)2727666

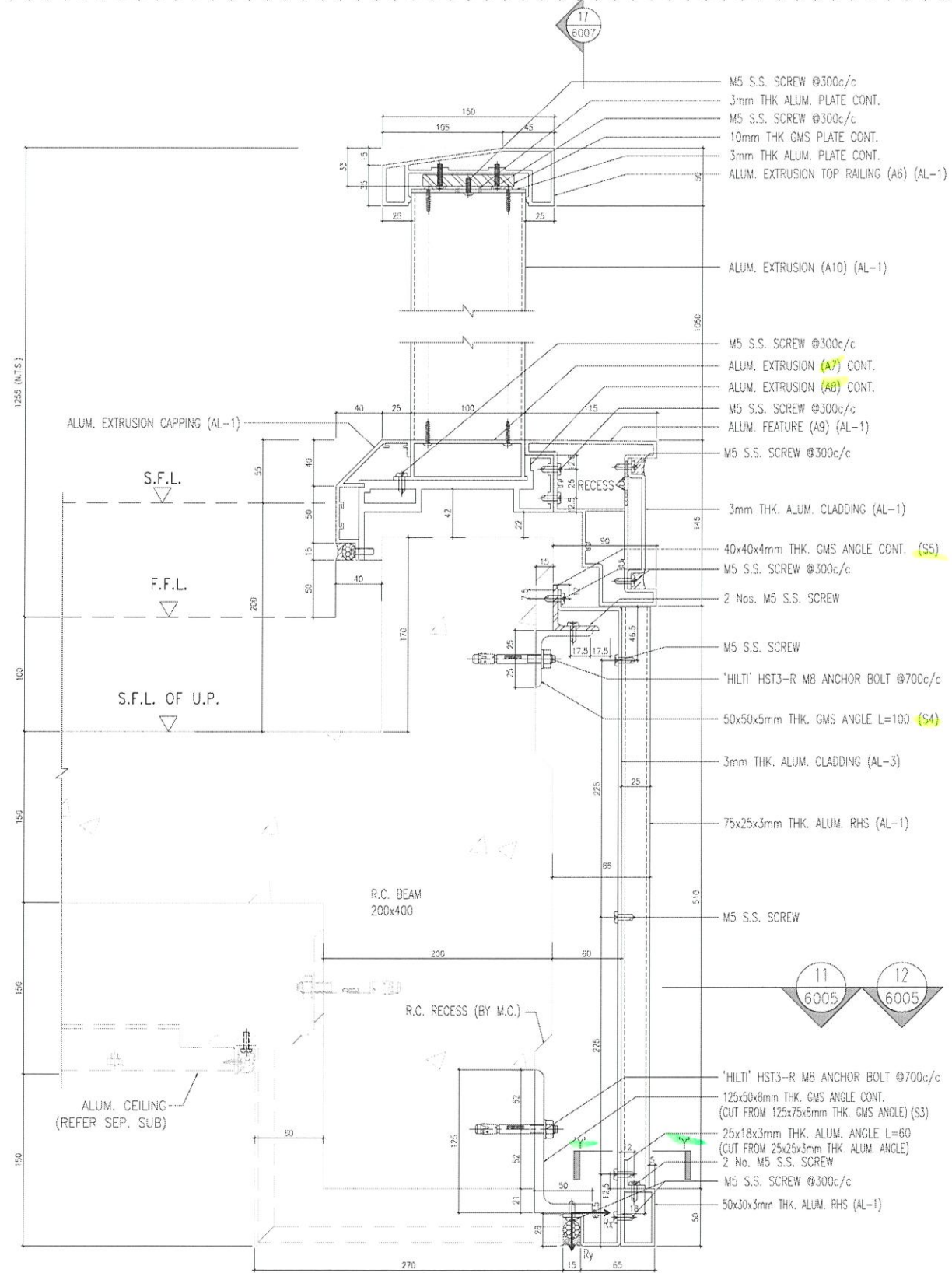
DWG NO. : J853-SD-GB-5602 REV. : D



1 SECTION DETAIL
6001 ALUM. BALUSTRADE AT U.P.

REACTION FORCE (UNFACTORED)		
	WL	DL
Rx(kn)	±0.21	0
Ry(kn)	±0.58	-0.021

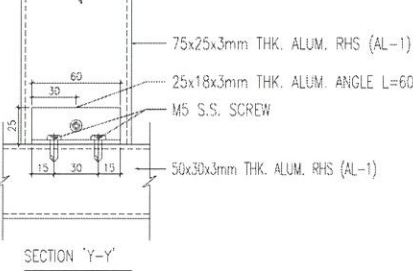
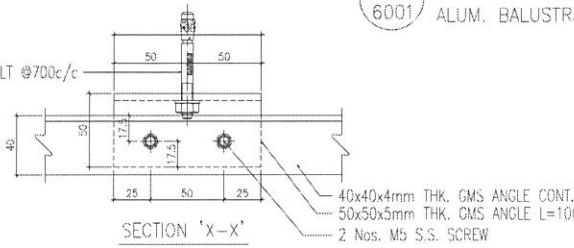
FOR ALUM. CEILING
(UNDER SEPARATED SUBMISSION)



2 SECTION DETAIL
6001 ALUM. BALUSTRADE AT U.P.

REACTION FORCE (UNFACTORED)		
	WL	DL
Rx(kn)	±0.21	0
Ry(kn)	±0.58	-0.021

FOR ALUM. CEILING
(UNDER SEPARATED SUBMISSION)



B.D. REF :

CLIENT : **SHIMAO GROUP HOLDINGS LIMITED**

ARCHITECT : **WONG TUNG & PARTNERS LIMITED ARCHITECTS & PLANNERS**

MAIN CONTRACTOR : **協興建築有限公司 HIP HING CONSTRUCTION CO LTD**

STRUCTURAL ENGINEER : **ICMA C M WONG & ASSOCIATES LTD 黃志明建築工程師有限公司**

FAÇADE CONSULTANT: **MEINHARDT**

NOTE :
1. ALL DIMENSIONS ARE IN mm.
2. ALL ELEVATIONS ARE VIEWED FROM OUTSIDE.
3. ALL DIMENSIONS TO BE VERIFIED ON SITE BEFORE FABRICATION.

LEGEND :
X1 - DETAIL MARK NO.
X001 - REFER SHEET NO.

1. F.F.L. -- FINISHED FLOOR LEVEL
2. S.F.L. -- STRUCTURAL FLOOR LEVEL
3. (R) -- REVERSED DETAIL

D	13/04/2022	REVISION SUBJECT TO ARCH.COMMENT	LHR
NO	DATE	REVISED	BY

JOB NO. : J-B53

PROJECT : PROPOSED RESIDENTIAL DEVELOPMENT AT N.K.I.L. 6542 YIN PING ROAD KOWLOON

TITLE : TYPICAL DETAILS FOR ALUM. BALUSTRADE

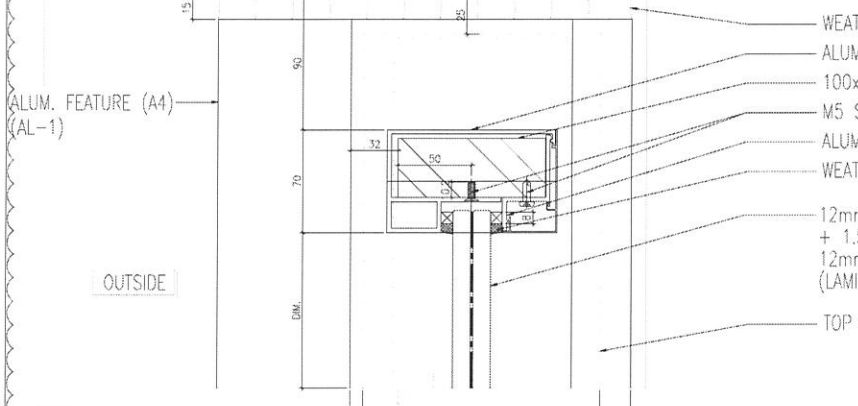
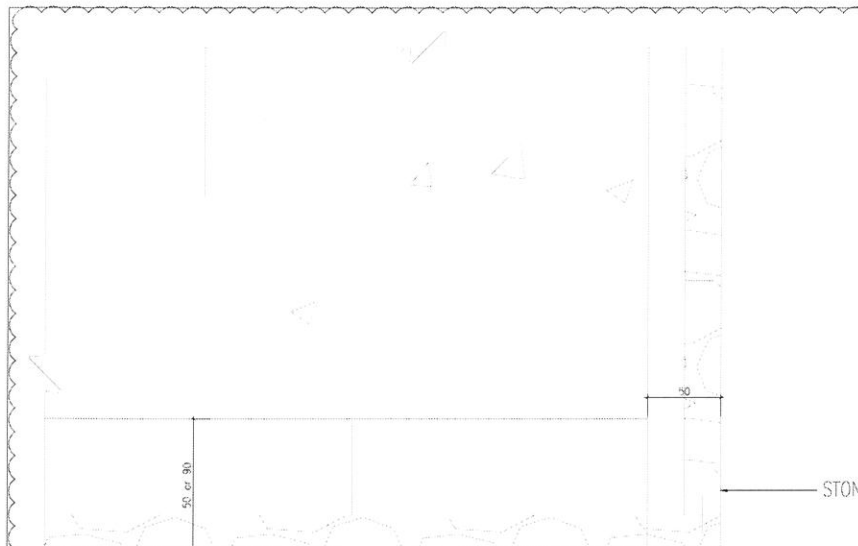
DATE : 17-May-21 SCALE : 1:5 (A1)

DRAWN BY : IVAN CHECKED BY : -

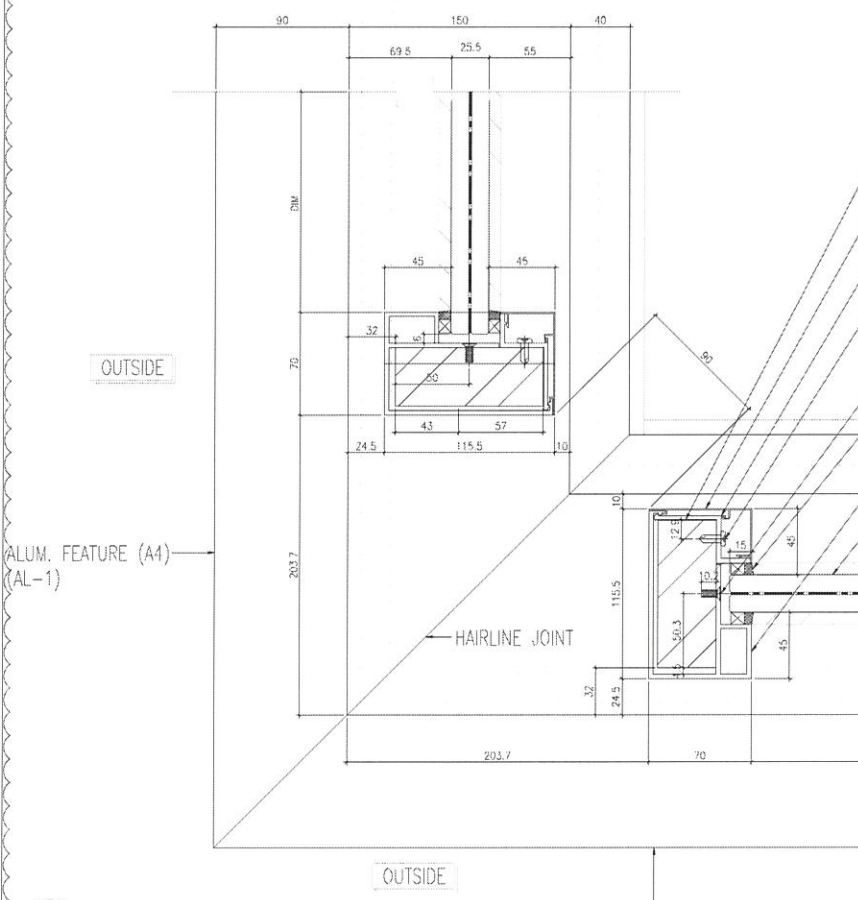
英特鋁質有限公司
MIDI ALUMINIUM FABRICATOR LTD.
Units 6-8, Sunray Industrial Centre, 1/F
610 Cha Kwo Ling Road, Kowloon
Tel: 23489211-4 Fax: (852) 27227666

DWG NO. : JB53-SD-DT-6001 REV. : D

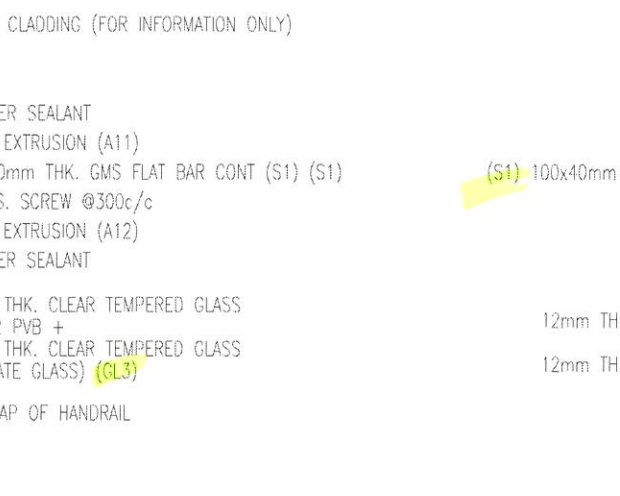
PROPERTIES		PROPERTIES	
SECTION		SECTION	
MEMBER MARK	ALUM. EXTRUSION (A11)	MEMBER MARK	ALUM. EXTRUSION (A12)
Area (mm ²)	939	Area (mm ²)	289
Lxx (mm ⁴)	1000597	Lxx (mm ⁴)	46056
Lyy (mm ⁴)	634596	Lyy (mm ⁴)	82943
Zxx (mm ³)	12899	Zxx (mm ³)	2340
Zyy (mm ³)	16088	Zyy (mm ³)	2307
REMARK	6063-T6	REMARK	6063-T6



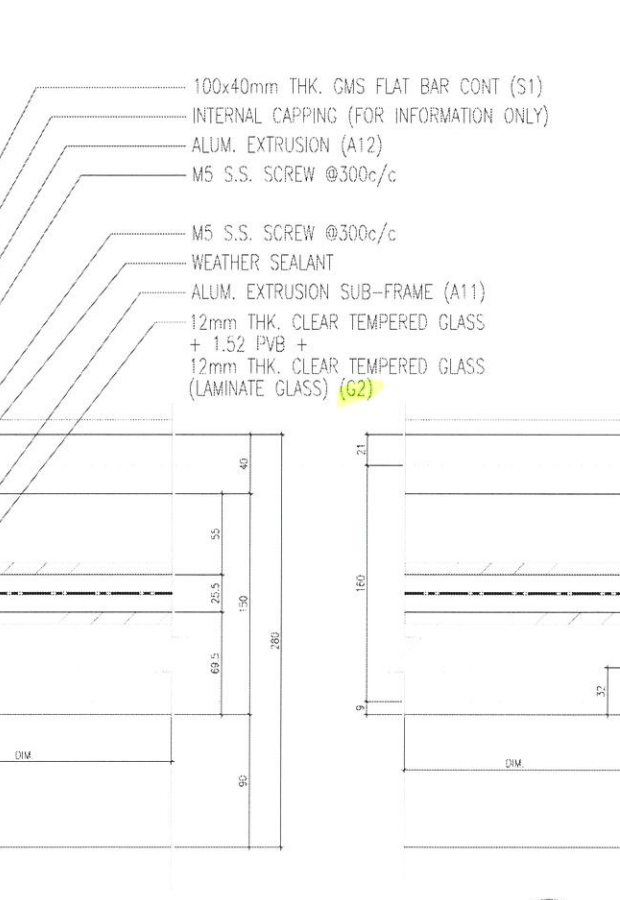
4 SECTION DETAIL
6003 GLASS BALUSTRADE AT BALCONY



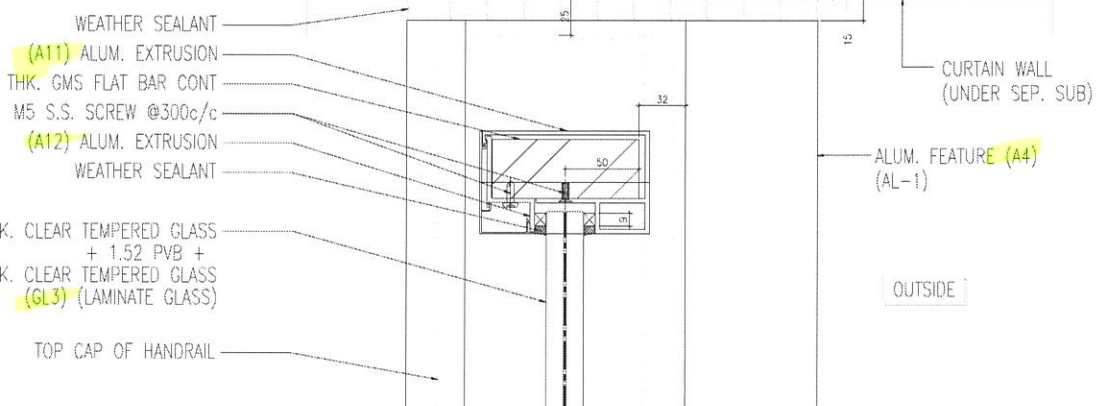
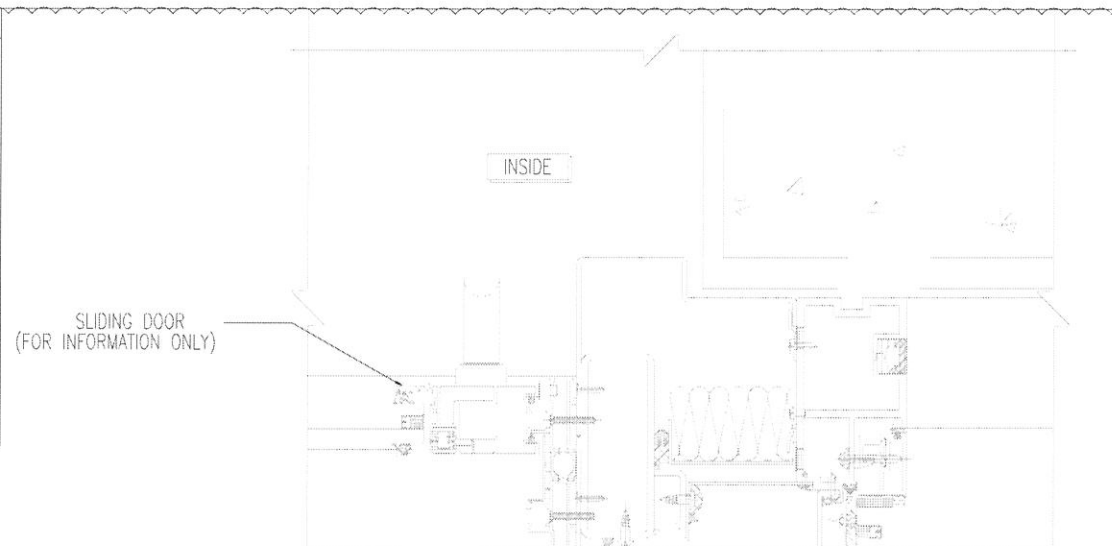
5 SECTION DETAIL
6003 GLASS BALUSTRADE AT BALCONY



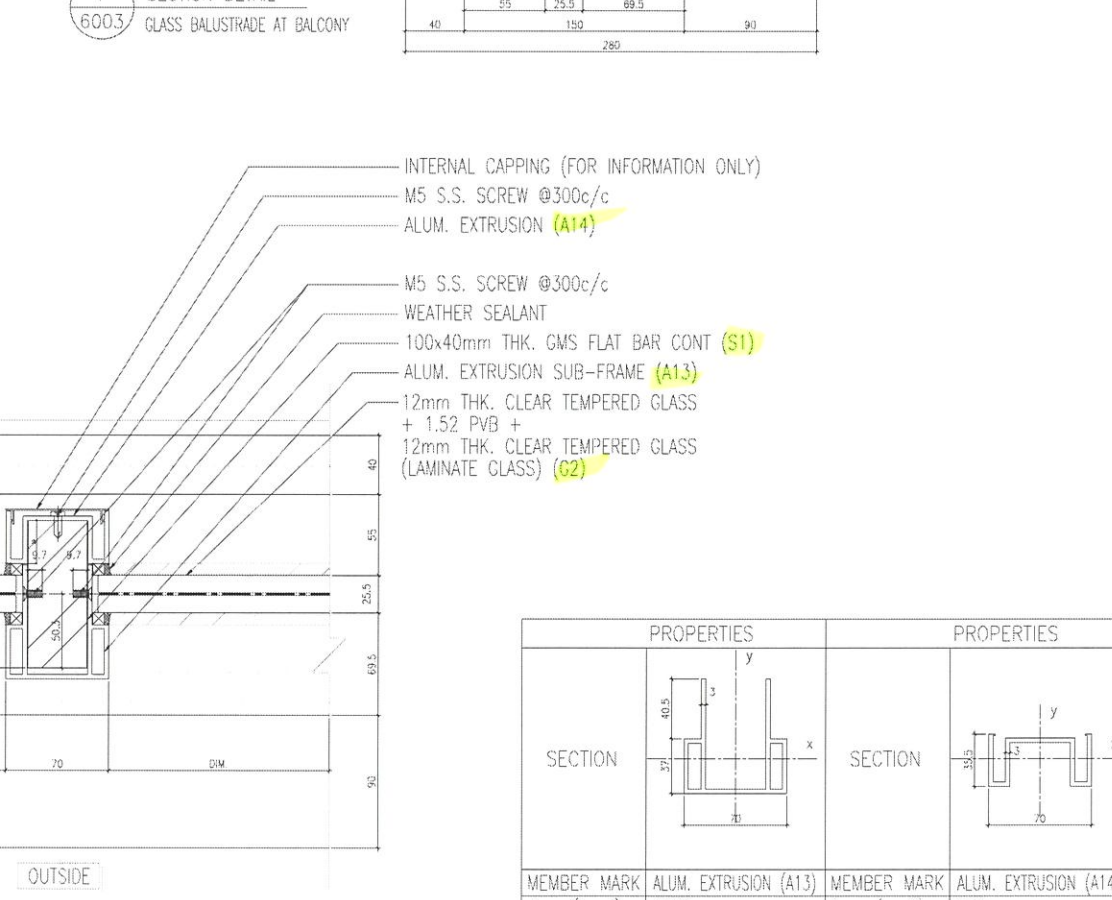
7 SECTION DETAIL
6003 GLASS BALUSTRADE AT BALCONY



6 SECTION DETAIL
6003 GLASS BALUSTRADE AT BALCONY



7 SECTION DETAIL
6003 GLASS BALUSTRADE AT BALCONY



6 SECTION DETAIL
6003 GLASS BALUSTRADE AT BALCONY

PROPERTIES		PROPERTIES	
SECTION		SECTION	
MEMBER MARK	ALUM. EXTRUSION (A13)	MEMBER MARK	ALUM. EXTRUSION (A14)
Area (mm ²)	1430	Area (mm ²)	587
Lxx (mm ⁴)	519200	Lxx (mm ⁴)	76570
Lyy (mm ⁴)	980129	Lyy (mm ⁴)	394193
Zxx (mm ³)	9628	Zxx (mm ³)	4074
Zyy (mm ³)	28004	Zyy (mm ³)	11263
REMARK	6063-T6	REMARK	6063-T6

B.D. REF :

CLIENT : SHIMAO GROUP HOLDINGS LIMITED

ARCHITECT : WONG TUNG & PARTNERS LIMITED ARCHITECTS & PLANNERS

MAIN CONTRACTOR : 協興建築有限公司 HIP HING CONSTRUCTION CO LTD

STRUCTURAL ENGINEER : C M WONG & ASSOCIATES LTD 黃志明建築工程師有限公司

FAÇADE CONSULTANT : MEINHARDT

NOTE :

1. ALL DIMENSIONS ARE IN mm.
2. ALL ELEVATIONS ARE VIEWED FROM OUTSIDE
3. ALL DIMENSIONS TO BE VERIFIED ON SITE BEFORE FABRICATION.

LEGEND :

(X1) DETAIL MARK NO.
(X001) REFER SHEET NO.

1. F.F.L. -- FINISHED FLOOR LEVEL
2. S.F.L. -- STRUCTURAL FLOOR LEVEL
3. (R) -- REVERSED DETAIL

D	13/04/2022	REVISION SUBJECT TO ARCH COMMENT	UHR
NO	DATE	REVISION	BY

JOB NO. : J-853

PROJECT : PROPOSED RESIDENTIAL DEVELOPMENT AT N.K.I.L. 6542 YIN PING ROAD KOWLOON

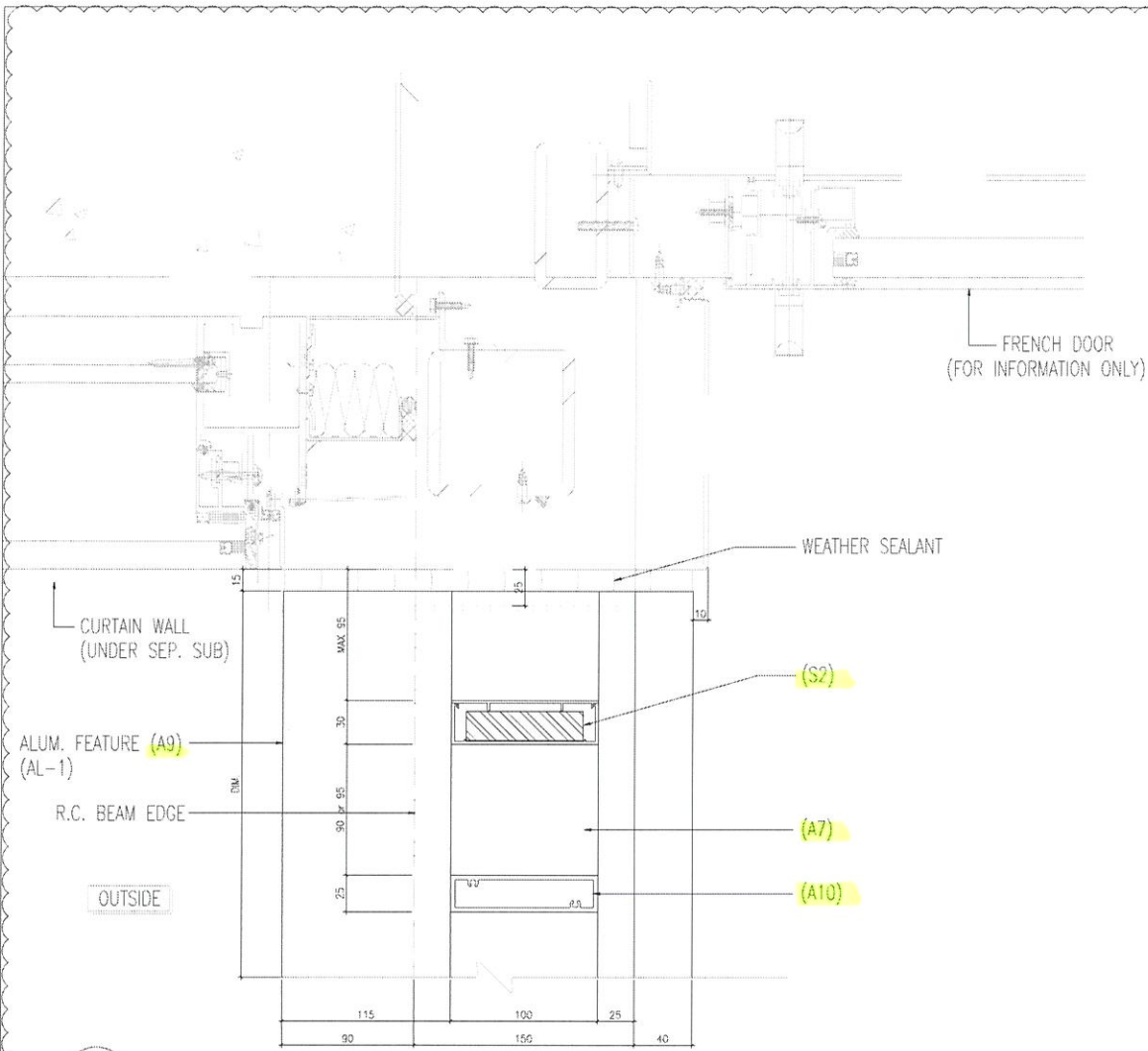
TITLE : TYPICAL DETAILS FOR GLASS BALUSTRADE

DATE : 17-May-21 SCALE : 1:5 (A1)

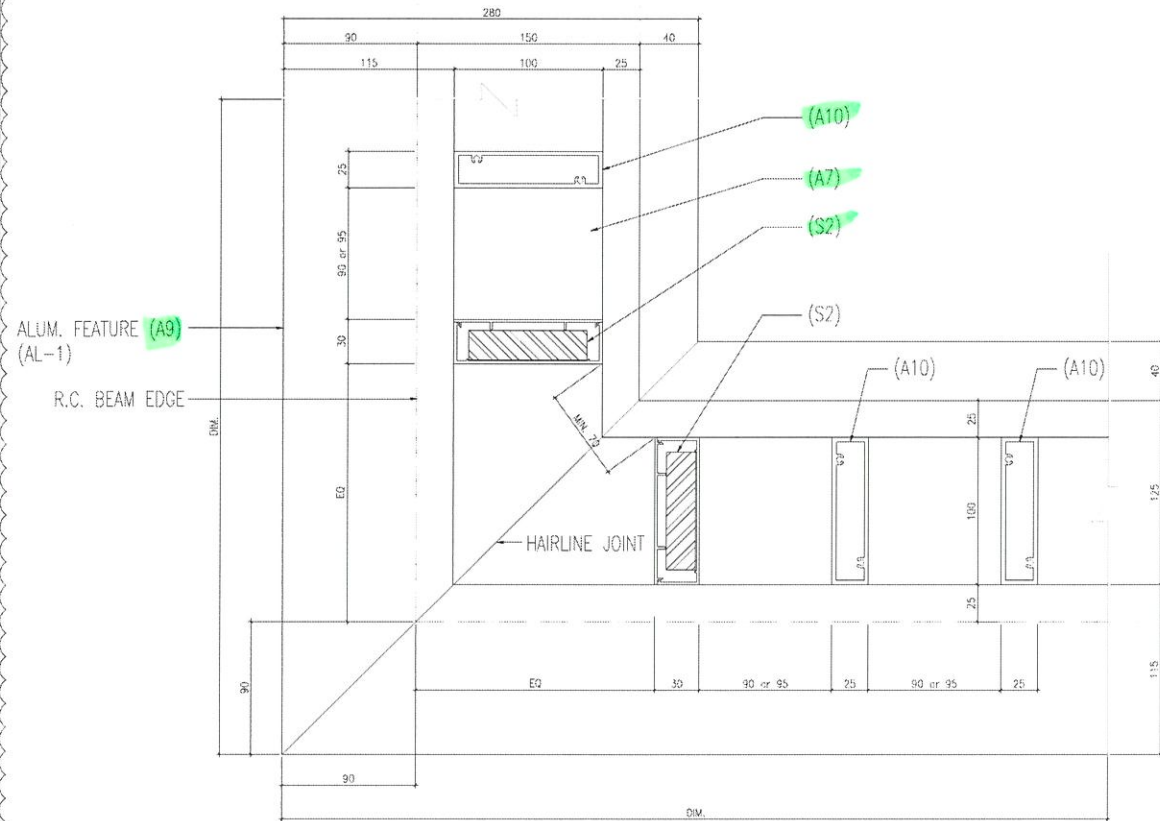
DRAWN BY : IVAN CHECKED BY : -

MIDI ALUMINIUM FABRICATOR LTD.
Units 6-8, Sunray Industrial Centre, 1/F
610 Cha Kwo Ling Road, Kowloon
Tel: 23489211-4 Fax: (852) 27727666

DWG NO. : J853-SD-DT-6003 REV. : D

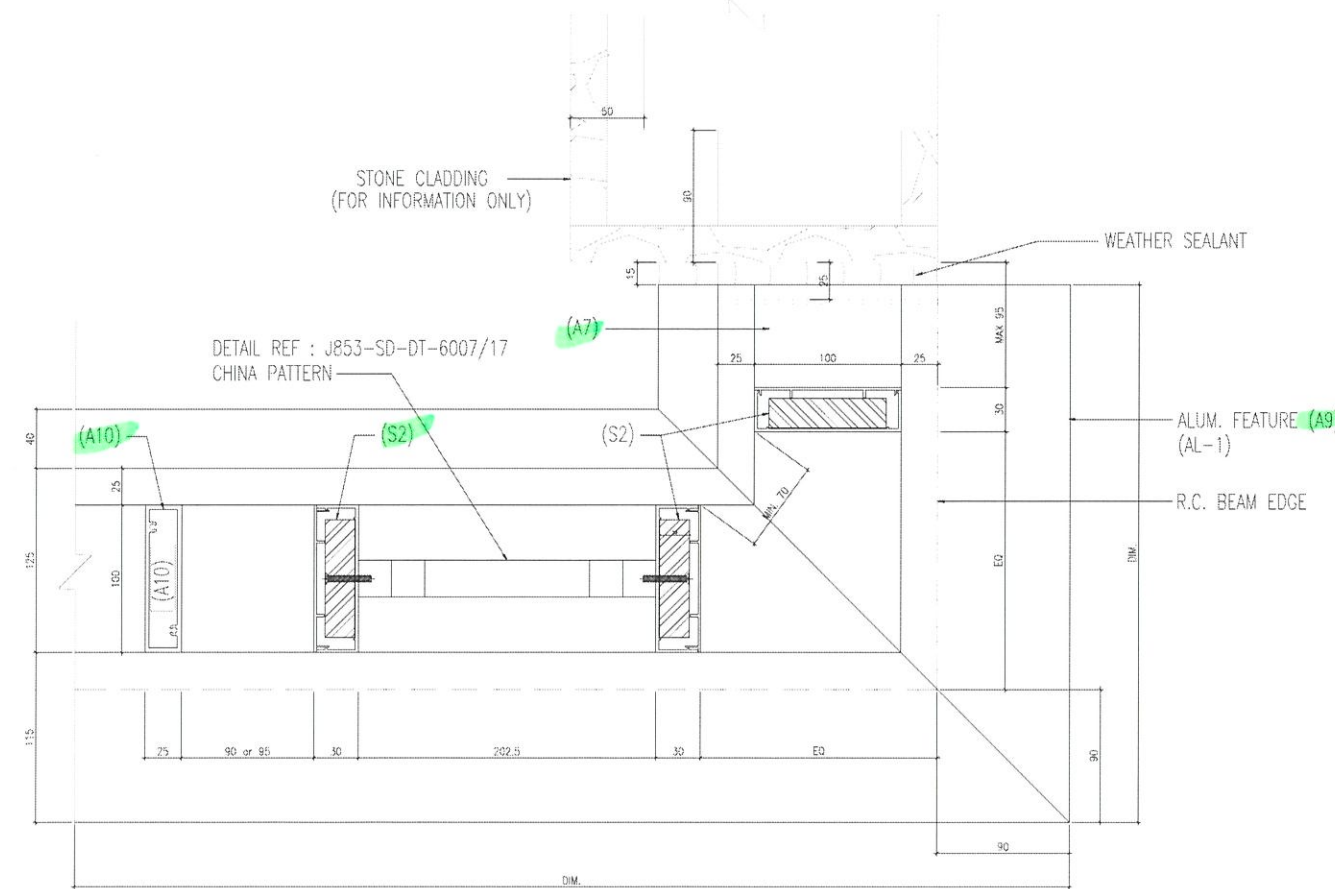


8 SECTION DETAIL
6004 METAL BALUSTRADE AT U.P.



9 SECTION DETAIL
6004 METAL BALUSTRADE AT U.P.

LEGEND :
 (S2) = 80x20mm THK. GMS FLAT BAR w/ALUM. EXTRUSION CAPPING
 (A10) = 100x25x3mm THK. ALUM. EXTRUSION



10 SECTION DETAIL
6004 METAL BALUSTRADE AT U.P.

B.D. REF :

CLIENT :
SHIMAO GROUP HOLDINGS LIMITED

ARCHITECT :
WONG TUNG & PARTNERS LIMITED ARCHITECTS & PLANNERS

MAIN CONTRACTOR :
協興建築有限公司 HIP HING CONSTRUCTION CO LTD

STRUCTURAL ENGINEER :
ICMA C M WONG & ASSOCIATES LTD 黃志明建築工程師有限公司

FACADE CONSULTANT:
MEINHARDT

NOTE :
 1. ALL DIMENSIONS ARE IN mm.
 2. ALL ELEVATIONS ARE VIEWED FROM OUTSIDE.
 3. ALL DIMENSIONS TO BE VERIFIED ON SITE BEFORE FABRICATION.

LEGEND :
 X1 — DETAIL MARK NO.
 X001 — REFER SHEET NO.
 1. F.F.L. — FINISHED FLOOR LEVEL
 2. S.F.L. — STRUCTURAL FLOOR LEVEL
 3. (R) — REVERSED DETAIL

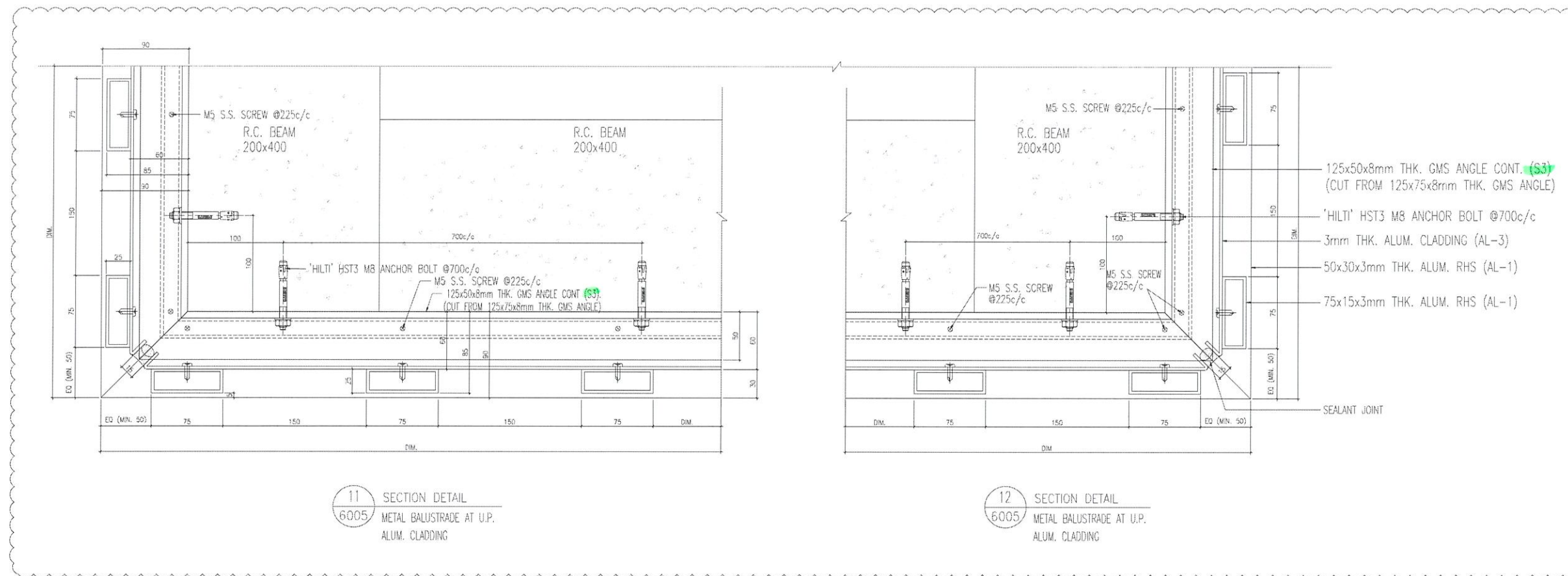
D	13/04/2022	REVISION SUBJECT TO ARCH COMMENT	LHR
NO.	DATE	REVISED	BY

JOB NO. : J-853
 PROJECT :
 PROPOSED RESIDENTIAL DEVELOPMENT AT N.K.I.L. 6542 YIN PING ROAD KOWLOON
 TITLE :
 TYPICAL DETAILS FOR ALUM. BALUSTRADE

DATE : 17-May-21 SCALE : 1:5 (A1)
 DRAWN BY : IVAN CHECKED BY : -

美特鋁質有限公司
MIDI ALUMINIUM FABRICATOR LTD.
 Units 6-8, Sunray Industrial Centre, 1/F
 610 Cha Kwo Ling Road, Kowloon
 Tel: 23489211-4 Fax: (852) 2727666
 DWG NO. : J853-SD-UP-DT-6004 REV. : D

B.D. REF :



11 SECTION DETAIL
6005 METAL BALUSTRADE AT U.P.
ALUM. CLADDING

12 SECTION DETAIL
6005 METAL BALUSTRADE AT U.P.
ALUM. CLADDING

CLIENT :

SHIMAO GROUP HOLDINGS LIMITED

ARCHITECT : WONG TUNG & PARTNERS LIMITED ARCHITECTS & PLANNERS



MAIN CONTRACTOR :

協興建築有限公司
HIP HING CONSTRUCTION CO LTD

STRUCTURAL ENGINEER :

ICMA C M WONG & ASSOCIATES LTD
黃志明建築工程師有限公司

FACADE CONSULTANT :



NOTE :

1. ALL DIMENSIONS ARE IN mm.
2. ALL ELEVATIONS ARE VIEWED FROM OUTSIDE.
3. ALL DIMENSIONS TO BE VERIFIED ON SITE BEFORE FABRICATION.

LEGEND :

- X1 — DETAIL MARK NO.
- X001 — REFER SHEET NO.

1. F.F.L. — FINISHED FLOOR LEVEL
2. S.F.L. — STRUCTURAL FLOOR LEVEL
3. (R) — REVERSED DETAIL

ID NO.	DATE	REVISION SUBJECT TO ARCH COMMENT	REVISOR	BY
13/04/2022				

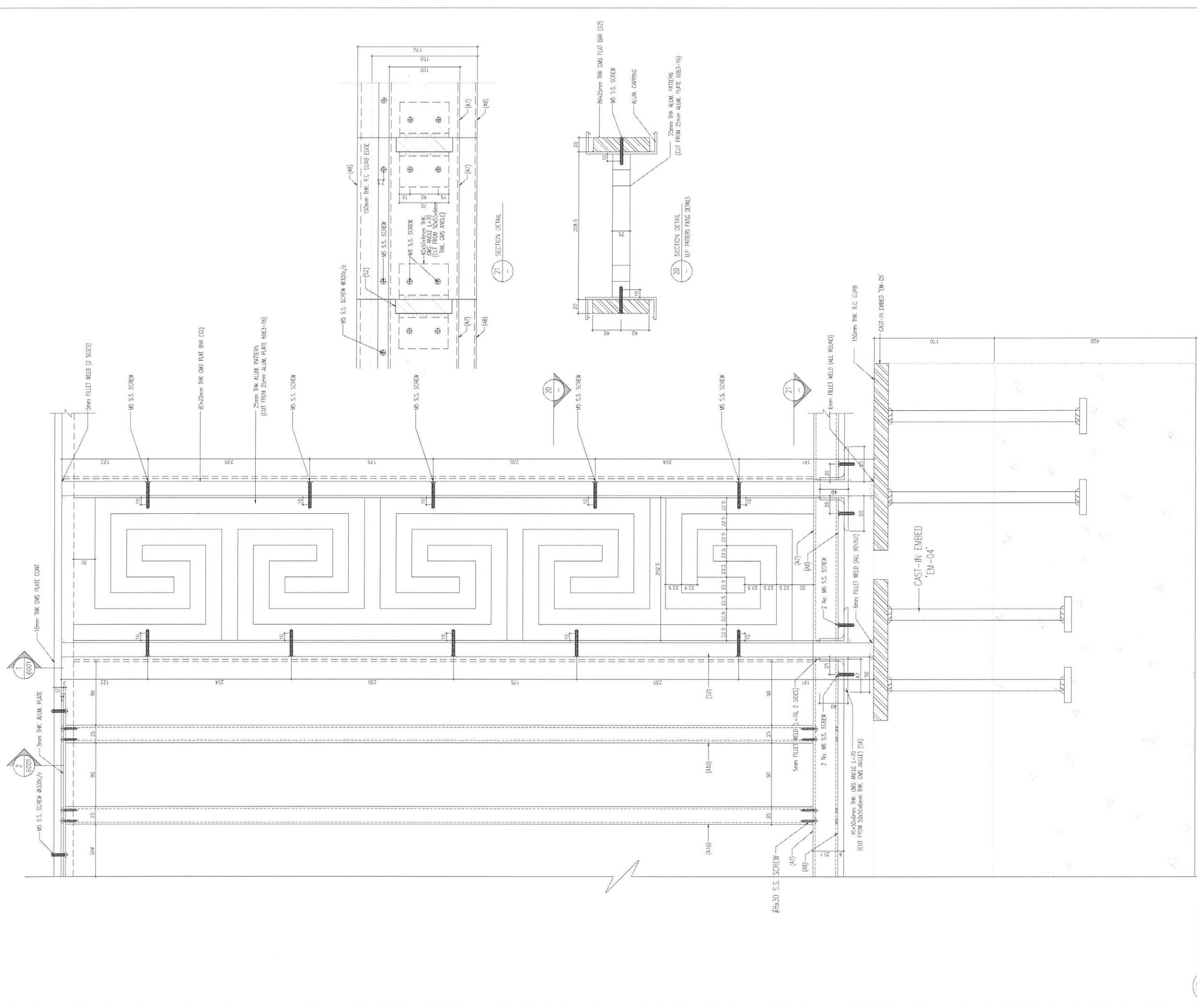
JOB NO. : J-853
PROJECT : PROPOSED RESIDENTIAL DEVELOPMENT AT N.K.I.L. 6542 YIN PING ROAD KOWLOON
TITLE : TYPICAL DETAILS FOR ALUM. BALUSTRADE

DATE : 17-May-21 SCALE : 1:5 (A1)

DRAWN BY : IVAN CHECKED BY : -

美特鋁質有限公司
MIDI ALUMINIUM FABRICATOR LTD.
Units 6-8, Sunray Industrial Centre, 1/F
610 Cha Kwo Ling Road, Kowloon
Tel: 23489211-4 Fax: (852) 2727666

DWG NO. : J853-SD-DT-6005 REV. : D



17 SECTION DETAIL
6007 METAL BAL. CHINA PATTERN FIXING DETAILS

B.D. REF :

CLIENT :
SHIMAO GROUP HOLDINGS LIMITED

ARCHITECT :
WONG TUNG & PARTNERS LIMITED ARCHITECTS & PLANNERS

MAIN CONTRACTOR :
協興建築有限公司 HIP HING CONSTRUCTION CO LTD

STRUCTURAL ENGINEER :
CMA C M WONG & ASSOCIATES LTD 黃志明建築工程師有限公司

FAÇADE CONSULTANT:
MEIN-HARDT

NOTE:
1. ALL DIMENSIONS ARE IN mm.
2. ALL ELEVATIONS ARE VIEWED FROM OUTSIDE.
3. ALL DIMENSIONS TO BE VERIFIED ON SITE BEFORE FABRICATION.

LEGEND:
X1 --- DETAIL MARK NO.
X001 --- REFER SHEET NO.
1. F.F.L. --- FINISHED FLOOR LEVEL
2. S.F.L. --- STRUCTURAL FLOOR LEVEL
3. (R) --- REVERSED DETAIL

NO.	DATE	REVISED	BY

JOB NO. : J-853
PROJECT : PROPOSED RESIDENTIAL DEVELOPMENT AT N.K.I.L. 6542 YIN PING ROAD KOWLOON

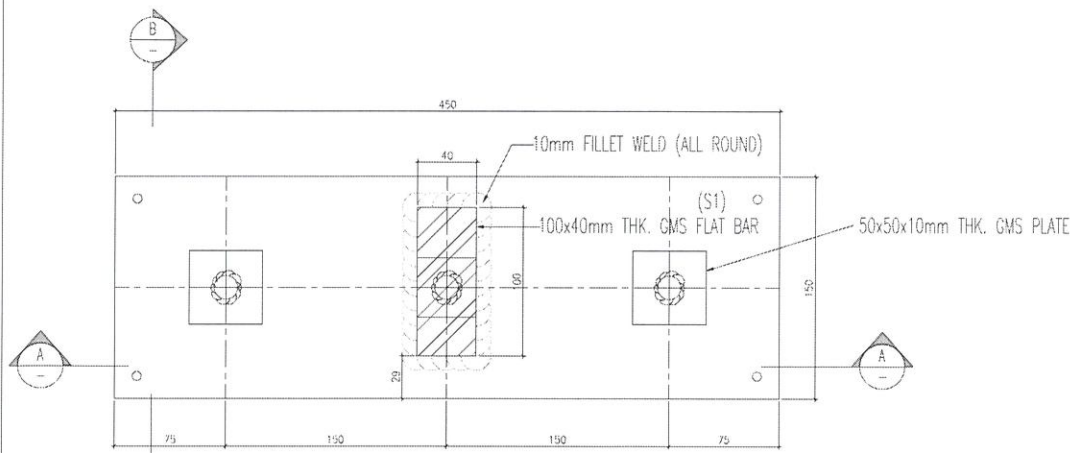
TITLE : TYPICAL DETAILS FOR ALUM. BALUSTRADE

DATE : 17-May-21 SCALE : 1:5 (A1)

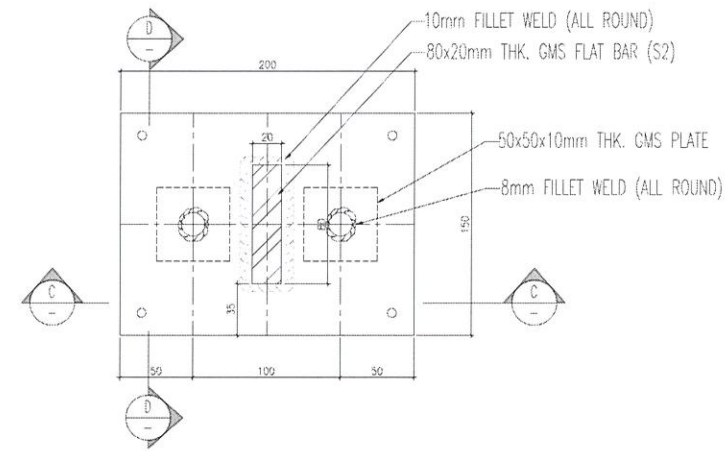
DRAWN BY : IVAN CHECKED BY : -

MIDI 美特鋁質有限公司
ALUMINIUM FABRICATOR LTD.
Units 6-8, Sunray Industrial Centre, 1/F
610 Cha Kwo Ling Road, Kowloon
Tel:23489211-4 Fax:(852)27227866

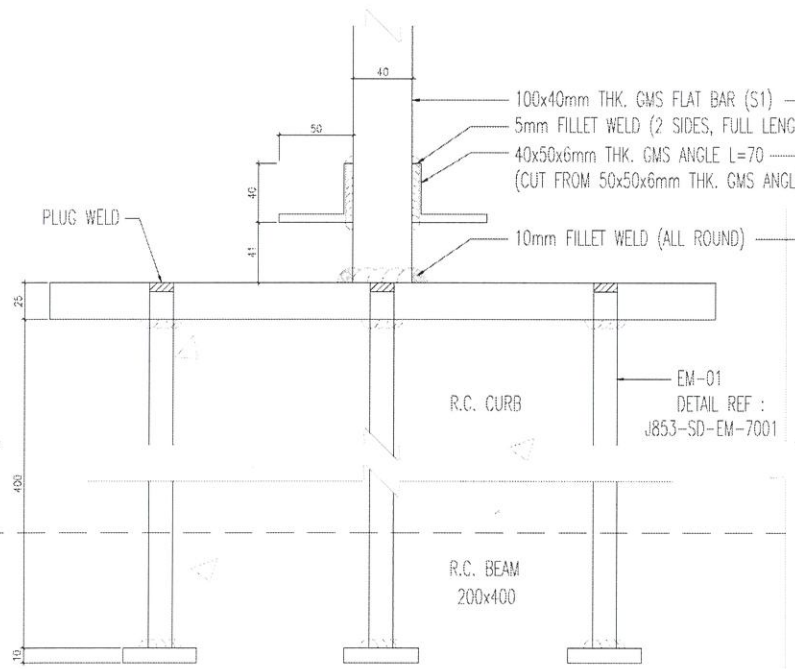
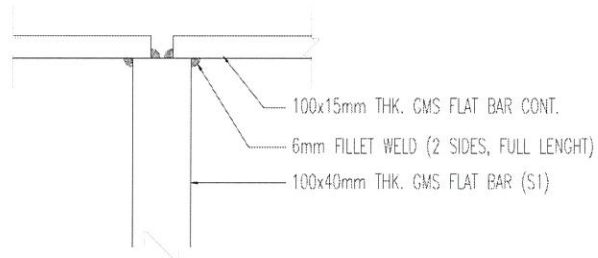
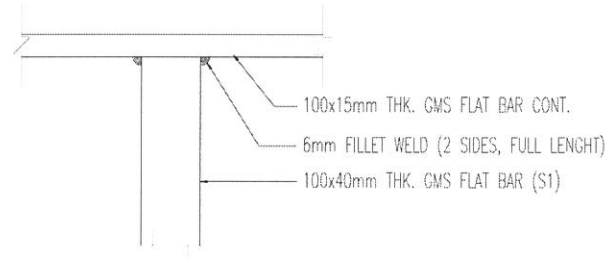
DWG NO. : J853-SD-DT-6007 REV. : -



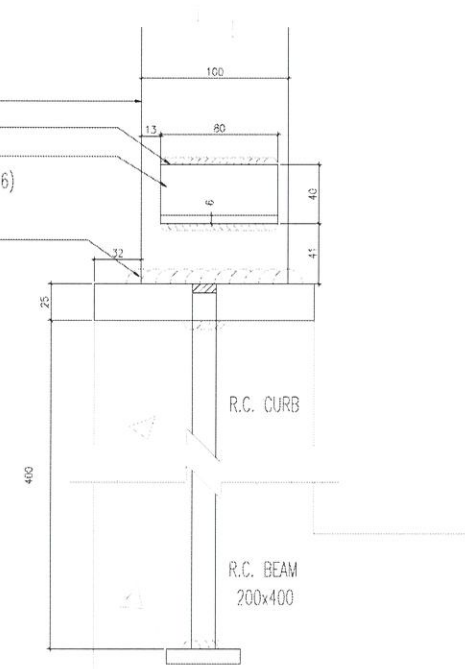
24 SECTION DETAIL For GLASS BALUSTRADE STEEL FRAME ONLY
CAST-IN EMBED 'EM01'



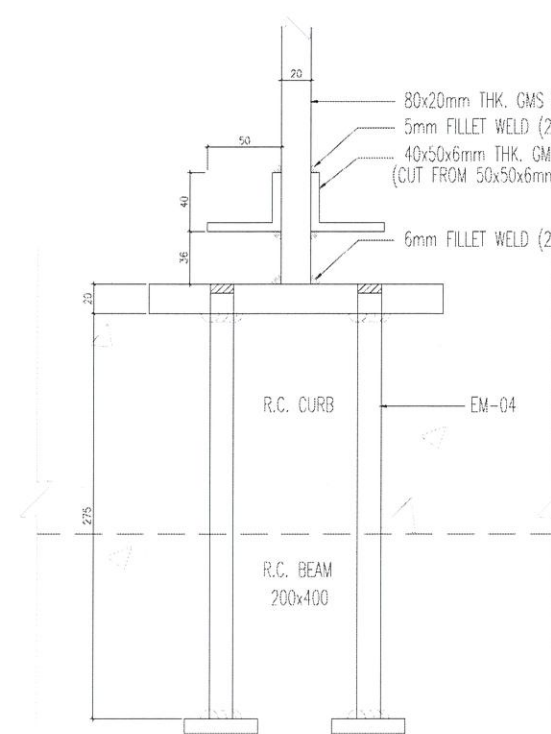
25 SECTION DETAIL For METAL BALUSTRADE
STEEL FRAME ONLY 'EM04'



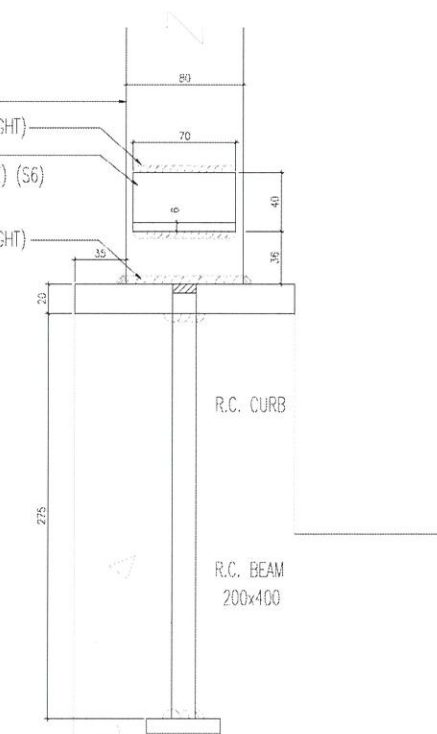
A SECTION DETAIL For GLASS BALUSTRADE STEEL FRAME ONLY
CAST-IN EMBED 'EM01'



B SECTION DETAIL
CAST-IN EMBED 'EM01'



C SECTION DETAIL For METAL BALUSTRADE
CAST-IN EMBED 'EM04'



D SECTION DETAIL For METAL BALUSTRADE
CAST-IN EMBED 'EM04'

B.D. REF :

CLIENT :

SHIMAO GROUP
HOLDINGS LIMITED

ARCHITECT :

WONG TUNG & PARTNERS LIMITED
ARCHITECTS & PLANNERS



MAIN CONTRACTOR :

協興建築有限公司
HIP HING CONSTRUCTION CO LTD

STRUCTURAL ENGINEER :

ICMA C M WONG & ASSOCIATES LTD
黃志明建築工程師有限公司

FAÇADE CONSULTANT:



NOTE :

1. ALL DIMENSIONS ARE IN mm.
2. ALL ELEVATIONS ARE VIEWED FROM OUTSIDE.
3. ALL DIMENSIONS TO BE VERIFIED ON SITE BEFORE FABRICATION.

LEGEND :

- X1 — DETAIL MARK NO.
- X001 — REFER SHEET NO.

1. F.F.L. — FINISHED FLOOR LEVEL
2. S.F.L. — STRUCTURAL FLOOR LEVEL
3. (R) — REVERSED DETAIL

NO.	DATE	REVISED	BY

JOB NO. : J-853
PROJECT : PROPOSED RESIDENTIAL
DEVELOPMENT AT N.K.I.L. 6542
YIN PING ROAD
KOWLOON

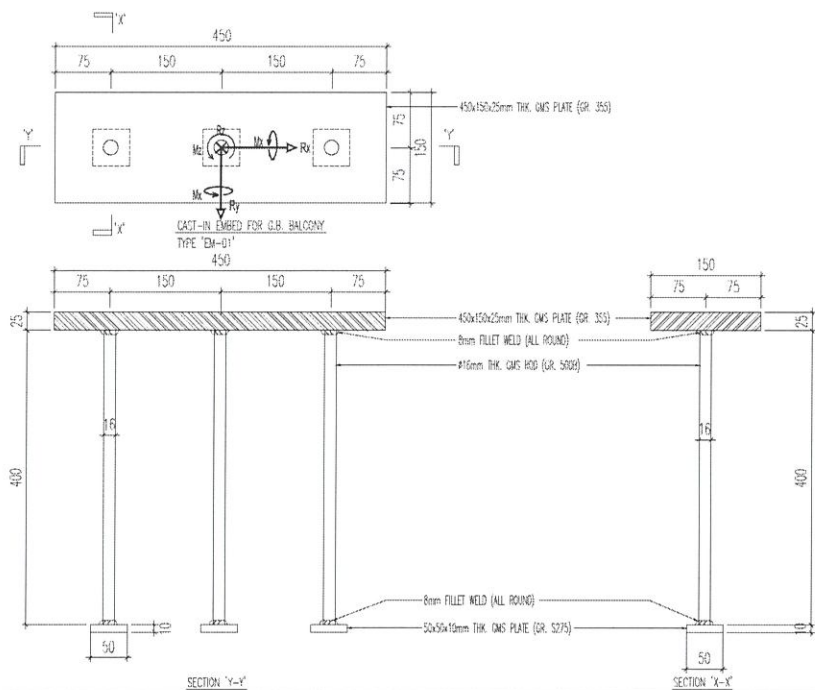
TITLE :
TYPICAL DETAILS FOR BALUSTRADE
(STEEL FRAME)

DATE : 17-May-21 SCALE : 1:5 (A1)

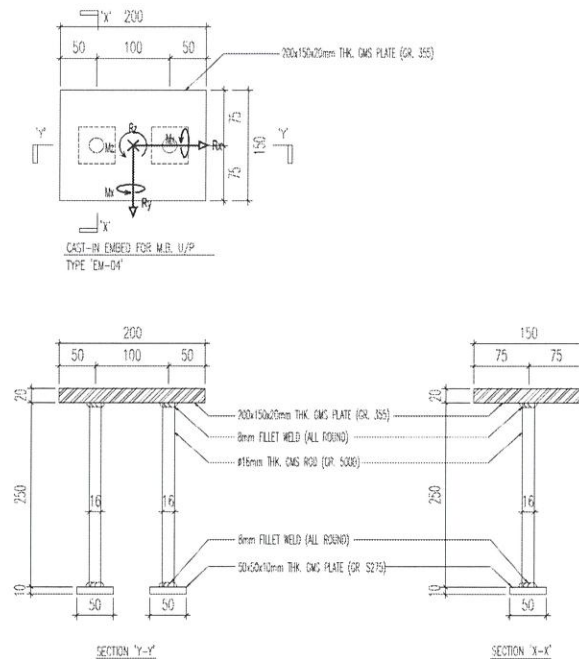
DRAWN BY : IVAN CHECKED BY : -

英特鋁質有限公司
MIDI ALUMINIUM FABRICATOR LTD.
Units 6-8, Sunray Industrial Centre, 1/F
610 Cha Kwo Ling Road, Kowloon
Tel: 23489211-4 Fax: (852) 27727666

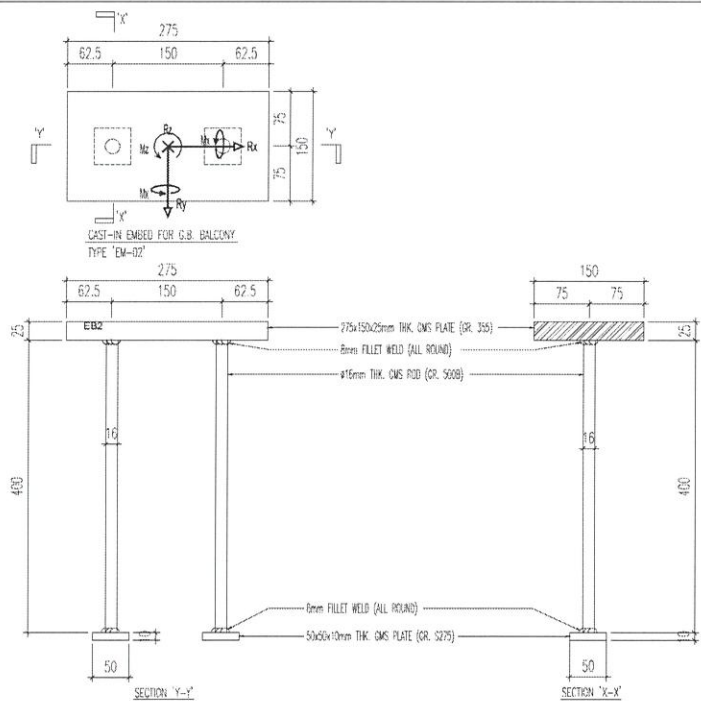
DWG NO. : J853-SD-DT-6010 REV. : B



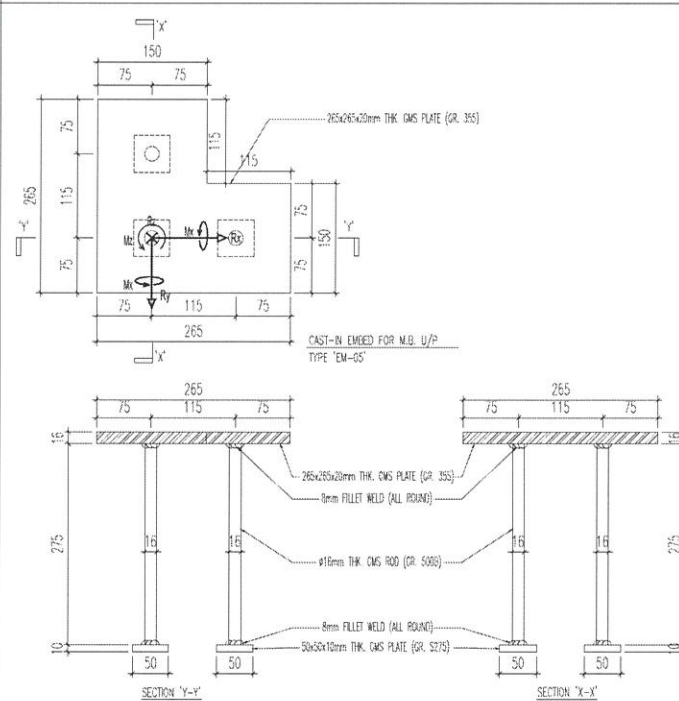
EM-01	REACTION FORCE (UNFACTORED)		
	WL	LL	DL
R _x (kN)	0	0	0
R _y (kN)	±6.34	±3.52	0
R _z (kN)	±1.18	0	-2.7
M _x (kN)	±6.77	±3.53	0
M _y (kN)	0	0	0
M _z (kN)	±0.17	±0.09	0



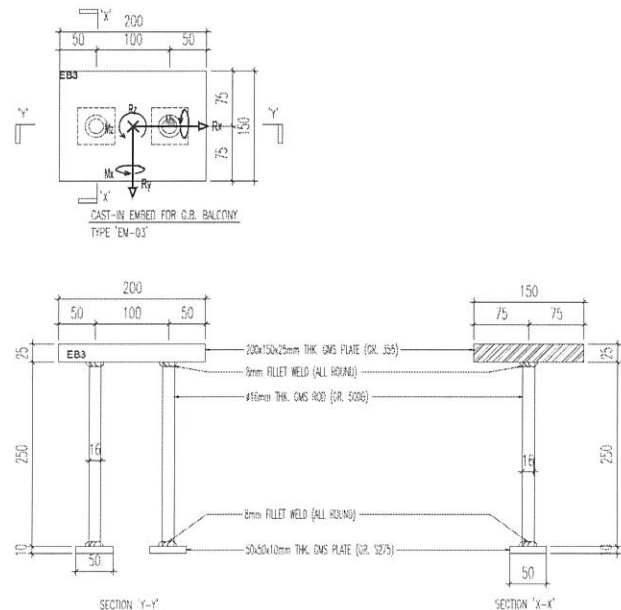
EM-04	REACTION FORCE (UNFACTORED)		
	WL	LL	DL
R _x (kN)	0	0	0
R _y (kN)	±1.15	±1.58	0
R _z (kN)	±0.68	0	-1
M _x (kN)	±1.41	±1.73	0
M _y (kN)	0	0	0
M _z (kN)	±0.09	0.12	0



EM-02	REACTION FORCE (UNFACTORED)		
	WL	LL	DL
R _x (kN)	0	0	0
R _y (kN)	±4.03	±2.15	0
R _z (kN)	±0.73	0	-1.8
M _x (kN)	±4.14	±2.16	0
M _y (kN)	0	0	0
M _z (kN)	±0.41	±0.22	0



EM-05	REACTION FORCE (UNFACTORED)		
	WL	LL	DL
R _x (kN)	±0.66	1.5	0
R _y (kN)	±0.77	1.5	0
R _z (kN)	±0.46	0	-1.5
M _x (kN)	±0.94	±1.732	0
M _y (kN)	±0.82	±1.732	0
M _z (kN)	±0.11	±0.23	0



EM-03	REACTION FORCE (UNFACTORED)		
	WL	LL	DL
R _x (kN)	0	0	0
R _y (kN)	±2.55	±1.5	0
R _z (kN)	±0.46	0	-1.3
M _x (kN)	±2.62	±1.51	0
M _y (kN)	0	0	0
M _z (kN)	±0.26	±0.15	0

B.D. REF :

CLIENT : SHIMAO GROUP HOLDINGS LIMITED

ARCHITECT : WONG TUNG & PARTNERS LIMITED ARCHITECTS & PLANNERS

MAIN CONTRACTOR : 協興建築有限公司 HIP HING CONSTRUCTION CO LTD

STRUCTURAL ENGINEER : C M WONG & ASSOCIATES LTD 黃志明建築工程師有限公司

FAÇADE CONSULTANT : MEIN-HARDT

NOTE :

1. ALL DIMENSIONS ARE IN mm.
2. ALL ELEVATIONS ARE VIEWED FROM OUTSIDE.
3. ALL DIMENSIONS TO BE VERIFIED ON SITE BEFORE FABRICATION.

LEGEND :

X1 -- DETAIL MARK NO.
 X001 -- REFER SHEET NO.

1. F.F.L. -- FINISHED FLOOR LEVEL
 2. S.F.L. -- STRUCTURAL FLOOR LEVEL
 3. (R) -- REVERSED DETAIL

NO.	DATE	REVISED	BY

JOB NO. : J-853

PROJECT : PROPOSED RESIDENTIAL DEVELOPMENT AT N.K.I.L. 6542 YIN PING ROAD KOWLOON

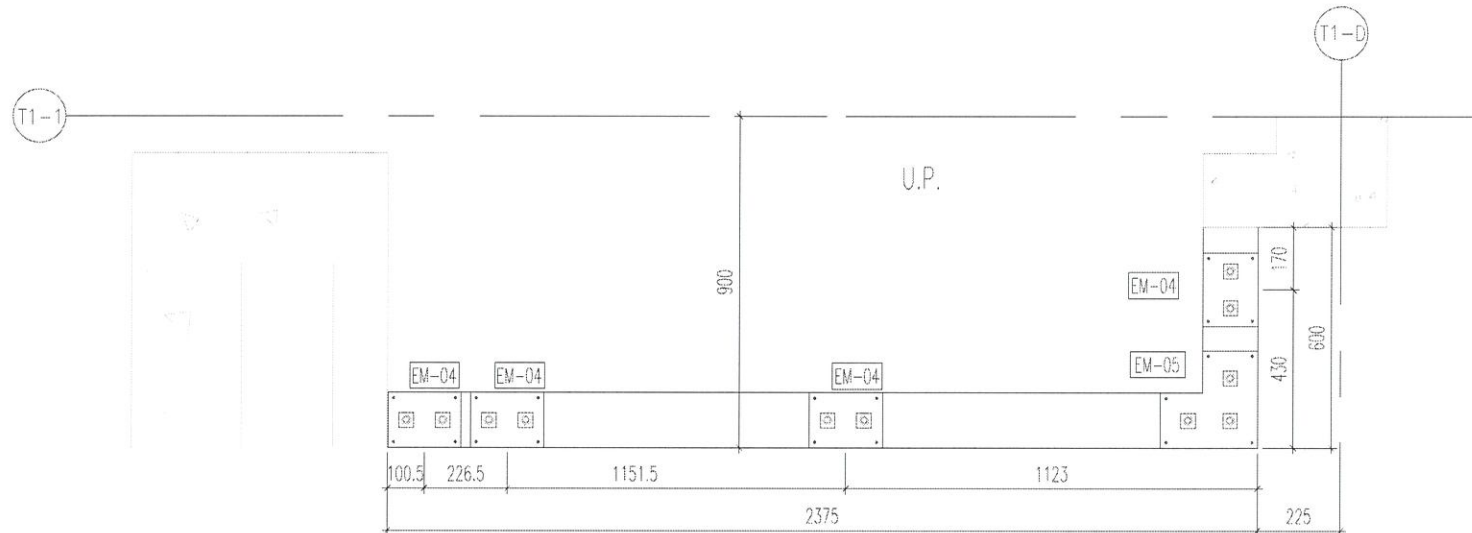
TITLE : EMBED DETAILS FOR BALUSTRADE

DATE : 17-May-21 SCALE : 1:60 (A1)

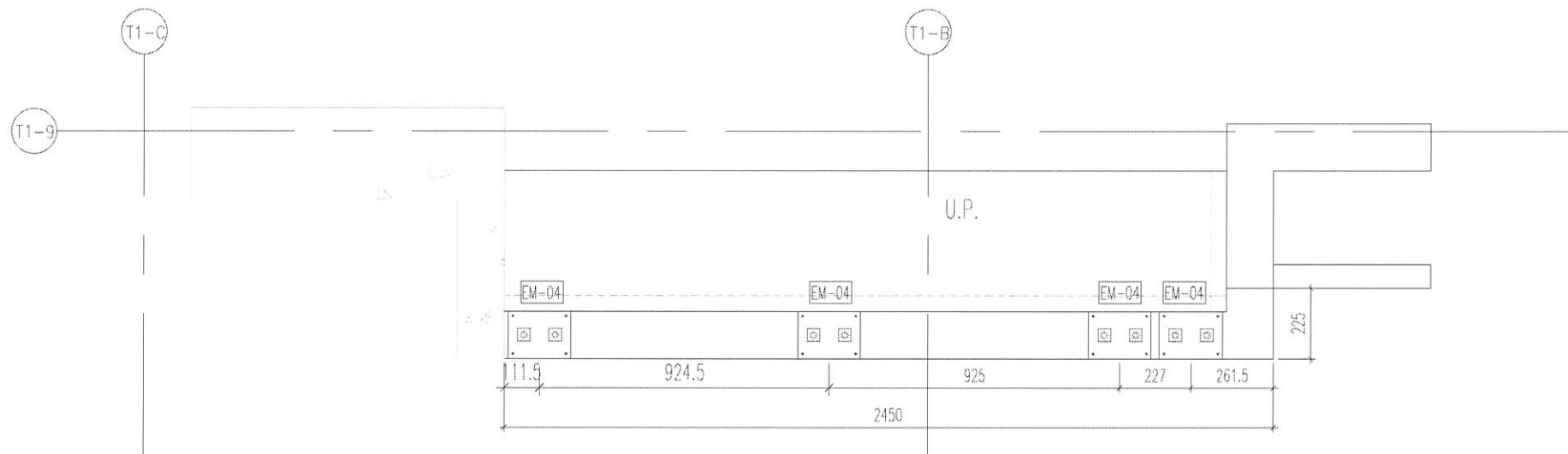
DRAWN BY : IVAN CHECKED BY : -

MIDI ALUMINIUM FABRICATOR LTD.
 Units 6-8, Sunray Industrial Centre, 1/F
 610 Cha Kwo Ling Road, Kowloon
 Tel:23489211-4 Fax:(852)27727666

DWG NO. : J853-SD-EM-7001 REV. : A



1 EMBED LAYOUT PLAN FOR
T1 U/P @ 6/F-22/F FLAT A



2 EMBED LAYOUT PLAN FOR
T1 U/P @ 6/F-22/F FLAT A

B.D. REF :

CLIENT :

SHIMAO GROUP
HOLDINGS LIMITED

ARCHITECT :

WONG TUNG & PARTNERS LIMITED
ARCHITECTS & PLANNERS



MAIN CONTRACTOR :

協興建築有限公司
HIP HING CONSTRUCTION CO LTD

STRUCTURAL ENGINEER :

ICMA C M WONG & ASSOCIATES LTD
黃志明建築工程師有限公司

FACADE CONSULTANT:



NOTE :

1. ALL DIMENSIONS ARE IN mm.
2. ALL ELEVATIONS ARE VIEWED FROM OUTSIDE.
3. ALL DIMENSIONS TO BE VERIFIED ON SITE BEFORE FABRICATION.

LEGEND :

- X1 -- DETAIL MARK NO.
- X001 -- REFER SHEET NO.

1. F.F.L. -- FINISHED FLOOR LEVEL
2. S.F.L. -- STRUCTURAL FLOOR LEVEL
3. (R) -- REVERSED DETAIL

ID	DATE	REVISION	SUBJECT TO ARCH.COMMENT	BY
1	13/04/2022		REVISION SUBJECT TO ARCH.COMMENT	LHR
			REVISED	

JOB NO. : J-853

PROJECT :
PROPOSED RESIDENTIAL
DEVELOPMENT AT N.K.I.L. 6542
YIN PING ROAD
KOWLOON

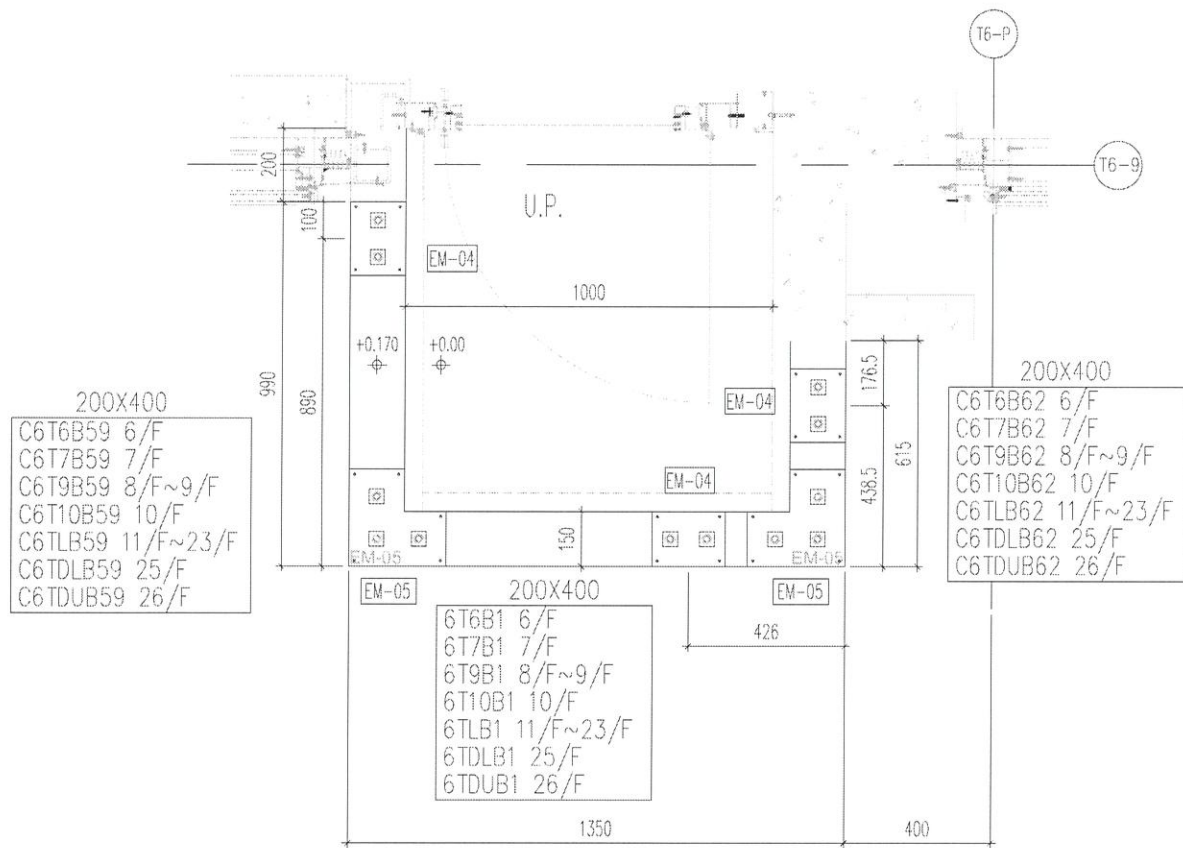
TITLE :
EMBED LAYOUT PART PLAN
FOR TOWER 1 U.P.

DATE : 19-MAY-21 SCALE : 1:60(A1)

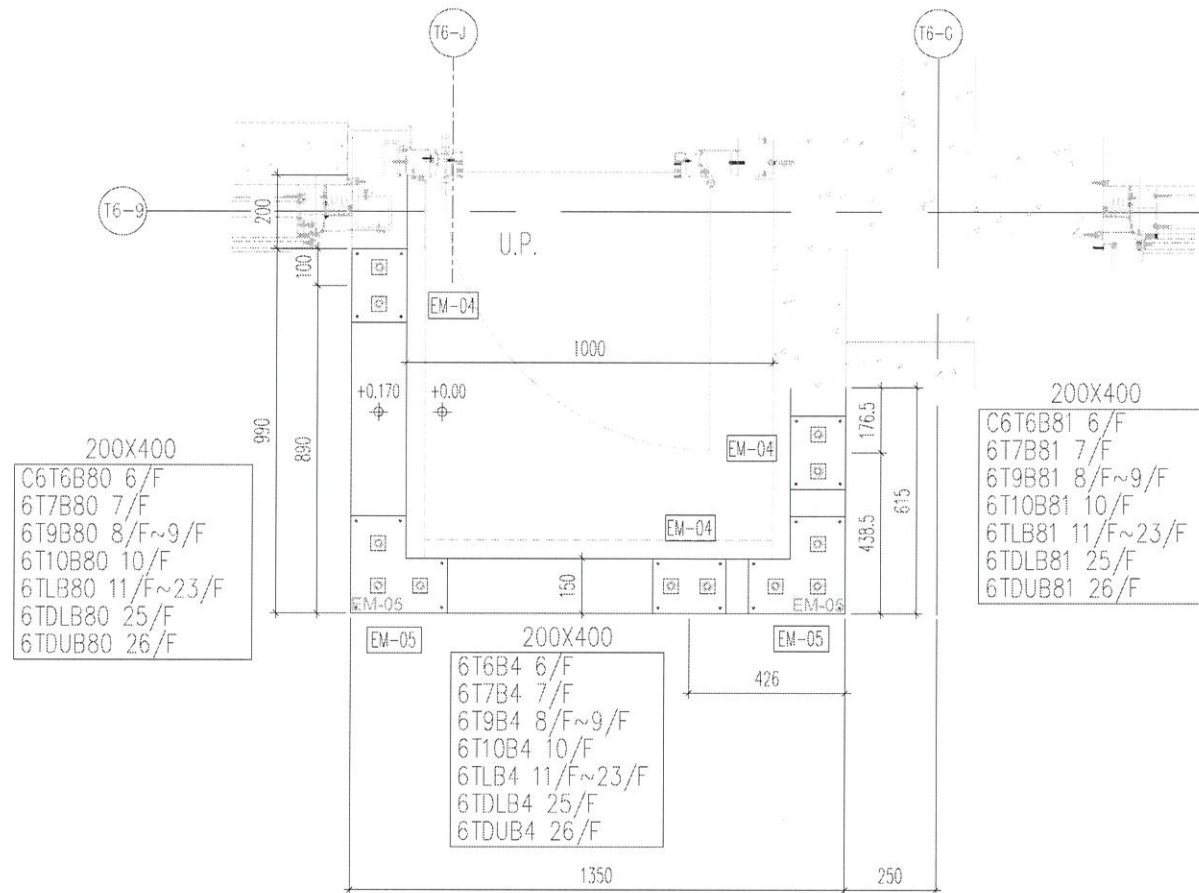
DRAWN BY : Ivan CHECKED BY :

英特鋁質有限公司
MIDI ALUMINIUM FABRICATOR LTD.
Units 6-8, Sunray Industrial Centre, 1/F
610 Cha Kwo Ling Road, Kowloon
Tel: 23489211-4 Fax: (852) 2727666

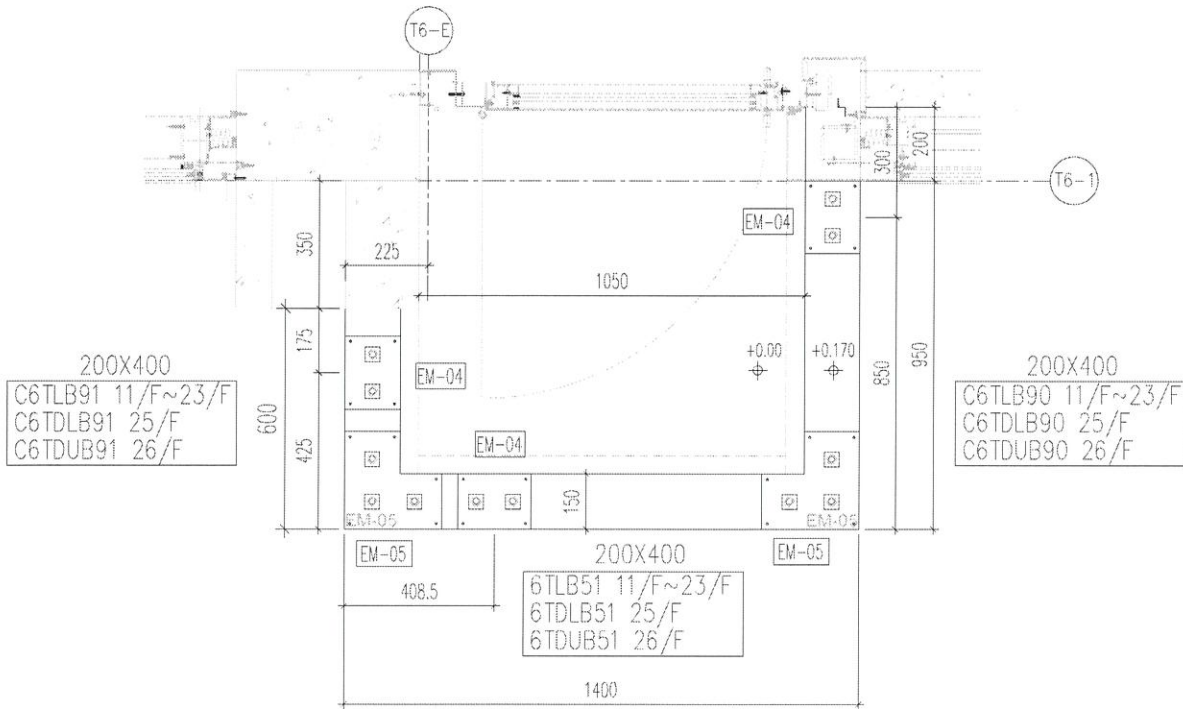
DWG NO. : J853-SD-U/P-EM-7002 REV. : D



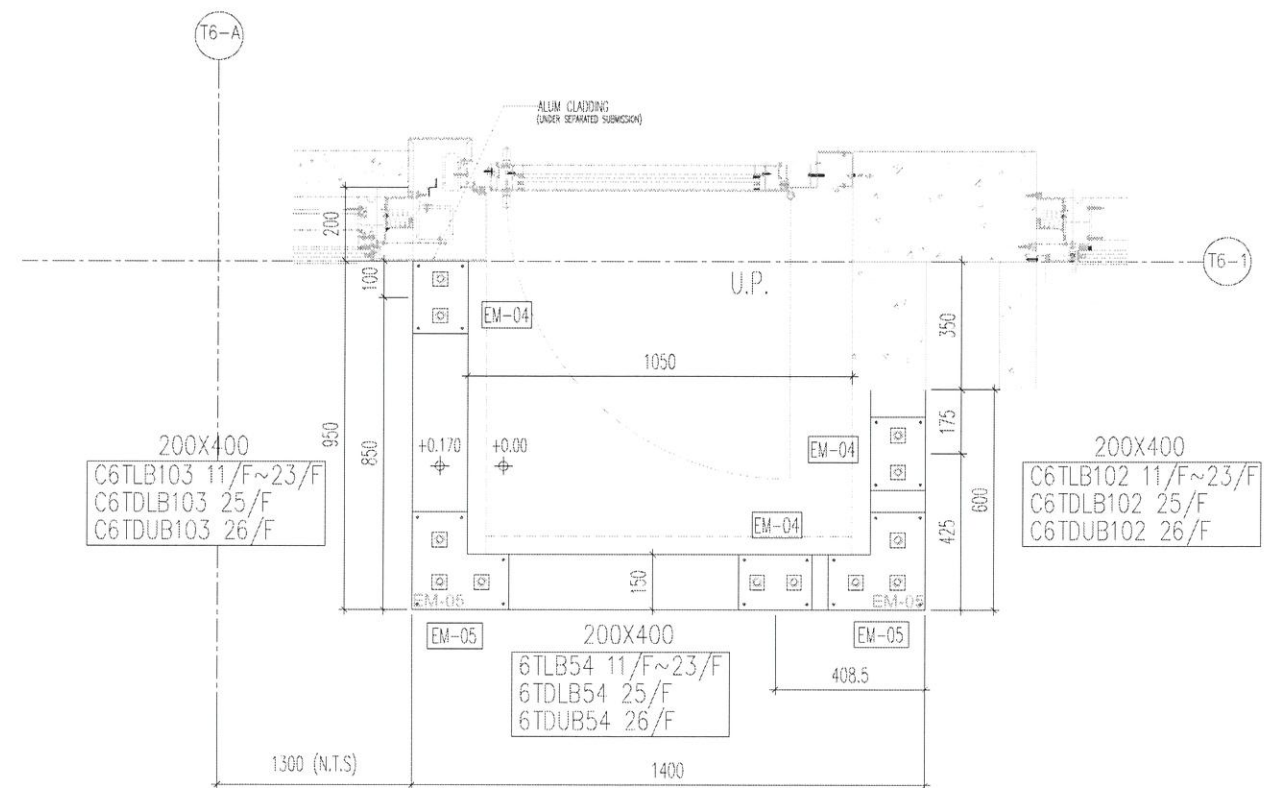
1 EMBED LAYOUT PLAN FOR
7007 T6 FLAT A U/P @ 6/F-26/F



1 EMBED LAYOUT PLAN FOR
7007 T6 FLAT B U/P @ 6/F-26/F



1 EMBED LAYOUT PLAN FOR
7007 T6 FLAT C U/P @ 10/F-26/F



1 EMBED LAYOUT PLAN FOR
7007 T6 FLAT D U/P @ 10/F-26/F

B.D. REF :

CLIENT :
SHIMAO GROUP HOLDINGS LIMITED

ARCHITECT :
WONG TUNG & PARTNERS LIMITED ARCHITECTS & PLANNERS

MAIN CONTRACTOR :
協興建築有限公司 HIP HING CONSTRUCTION CO LTD

STRUCTURAL ENGINEER :
ICMA C M WONG & ASSOCIATES LTD 黃志明建築工程師有限公司

FACADE CONSULTANT:
MEINHARDT

NOTE:
1. ALL DIMENSIONS ARE IN mm.
2. ALL ELEVATIONS ARE VIEWED FROM OUTSIDE.
3. ALL DIMENSIONS TO BE VERIFIED ON SITE BEFORE FABRICATION.

LEGEND:
X1 -- DETAIL MARK NO.
X001 -- REFER SHEET NO.
1. F.F.L. -- FINISHED FLOOR LEVEL
2. S.F.L. -- STRUCTURAL FLOOR LEVEL
3. (R) -- REVERSED DETAIL

ID NO.	DATE	REVISION SUBJECT TO ARCH COMMENT	UHR
12	12/04/2022	REVISION SUBJECT TO ARCH COMMENT	

JOB NO. : J-853
PROJECT : PROPOSED RESIDENTIAL DEVELOPMENT AT N.K.I.L. 6542 YIN PING ROAD KOWLOON

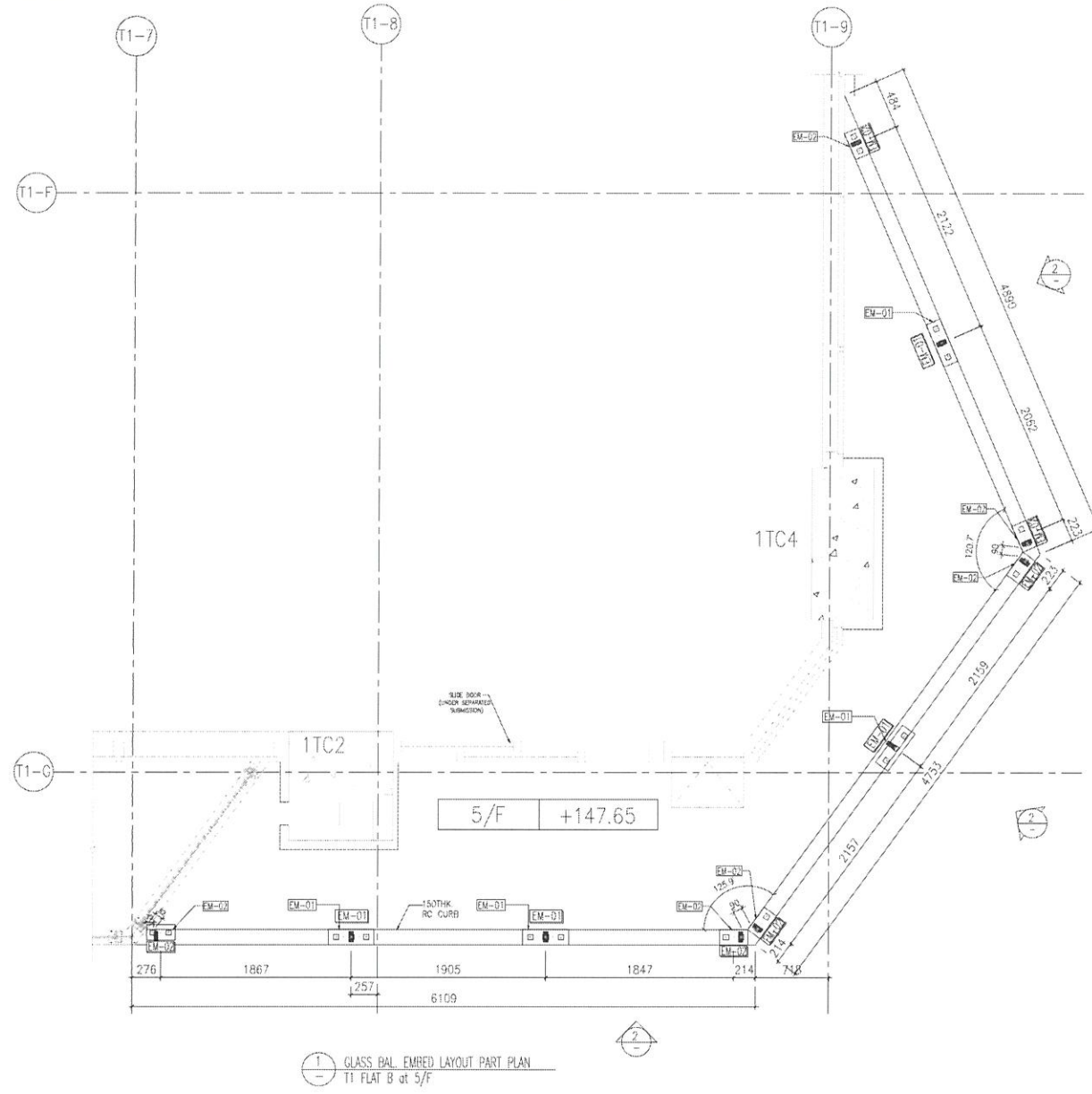
TITLE : EMBED LAYOUT PART PLAN FOR TOWER 6 U.P.

DATE : 19-MAY-21 SCALE : 1:60(A1)

DRAWN BY : Ivan CHECKED BY :

英特鋁質有限公司
MIDI ALUMINIUM FABRICATOR LTD.
Units 6-8, Sunray Industrial Centre, 1/F
610 Cha Kwo Ling Road, Kowloon
Tel:23489211-4 Fax:(852)27727666

DWG NO. : J853-SD-UP-EM-7007 REV. : D



LEGEND :

- FB-01 : 100x40mm THK. GMS FLAT BAR
- FB-02 : 80x25mm THK. GMS FLAT BAR
- EM-01 : CAST-IN EMBED EM-01
- EM-02 : CAST-IN EMBED EM-02
- EM-03 : CAST-IN EMBED EM-03

R.C. STRUCTURAL ELEMENT
COL. / BEAM / SLAB
IS (UNDER SEPARATED SUBMISSION)

B.D. REF :

CLIENT :
SHIMAO GROUP HOLDINGS LIMITED

ARCHITECT :
WONG TUNG & PARTNERS LIMITED ARCHITECTS & PLANNERS

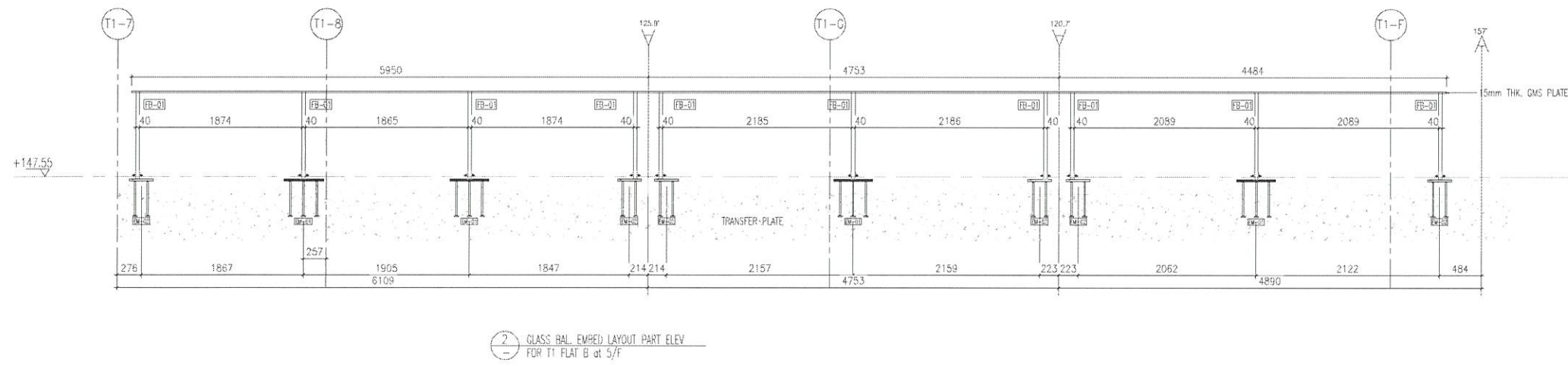
MAIN CONTRACTOR :
協興建築有限公司 HIP HING CONSTRUCTION CO LTD

STRUCTURAL ENGINEER :
ICMA C M WONG & ASSOCIATES LTD 黃志明建築工程師有限公司

FACADE CONSULTANT:
MEINHARDT

NOTE :
1. ALL DIMENSIONS ARE IN mm.
2. ALL ELEVATIONS ARE VIEWED FROM OUTSIDE.
3. ALL DIMENSIONS TO BE VERIFIED ON SITE BEFORE FABRICATION.

LEGEND :
X1 --- DETAIL MARK NO.
X001 --- REFER SHEET NO.
1. F.F.L. --- FINISHED FLOOR LEVEL
2. S.F.L. --- STRUCTURAL FLOOR LEVEL
3. (R) --- REVERSED DETAIL



NO.	DATE	REVISED	BY

JOB NO. : J-853
PROJECT : PROPOSED RESIDENTIAL DEVELOPMENT AT N.K.I.L. 6542 YIN PING ROAD KOWLOON

TITLE : EMBED LAYOUT PART PLAN for GLASS BALUSTRADE T1 FLAT B 5/F

DATE : 18-MAY-21 SCALE : 1:32 (A1)

DRAWN BY : Ivan CHECKED BY :

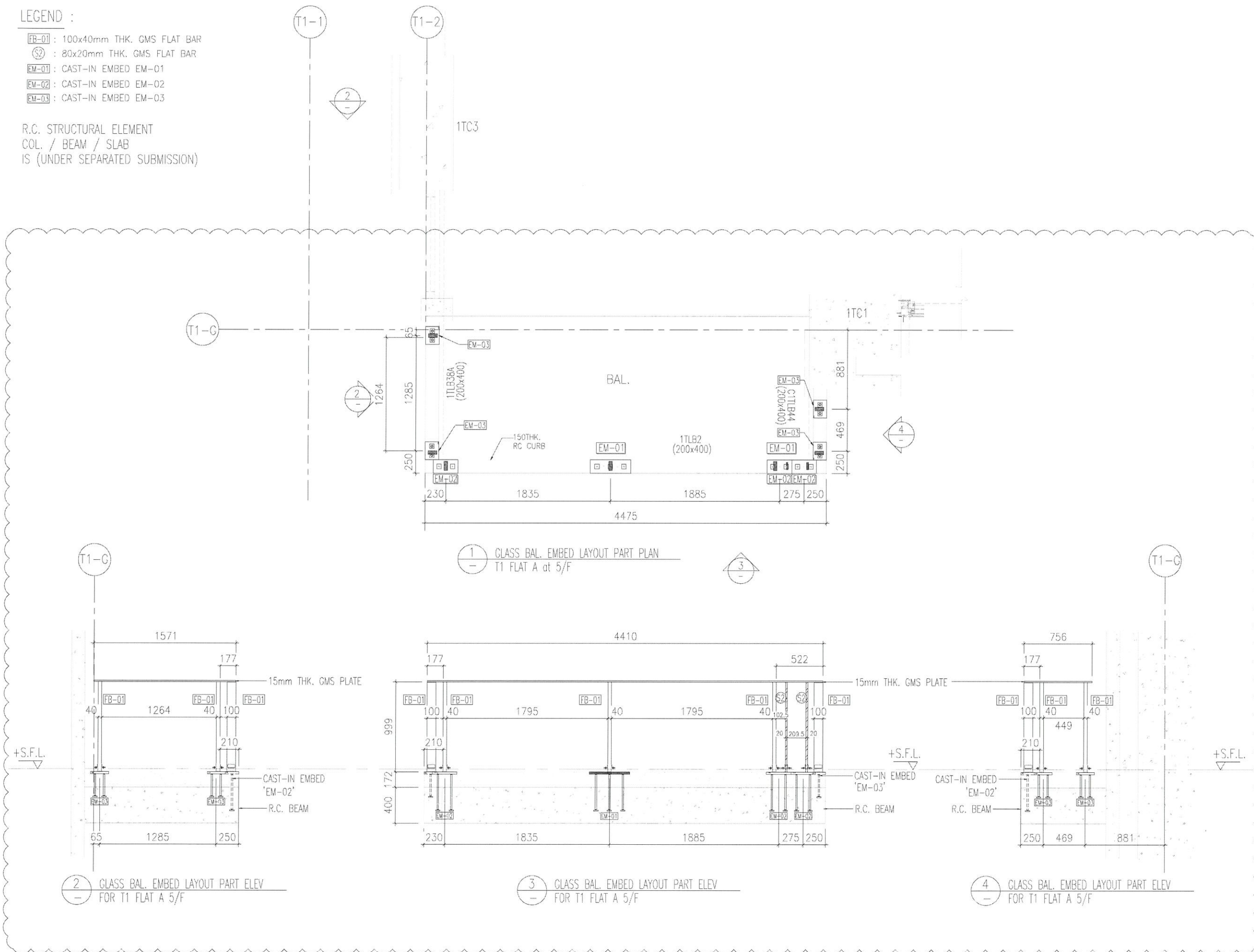
英特鋁質有限公司
MIDI ALUMINIUM FABRICATOR LTD.
Units 6-8, Sunray Industrial Centre, 1/F
610 Cha Kwo Ling Road, Kowloon
Tel:23489211-4 Fax:(852)27727665

DWG NO. : J853-SD-QB-EM-8101 REV. : A

LEGEND :

- FB-01 : 100x40mm THK. GMS FLAT BAR
- ⊙ : 80x20mm THK. GMS FLAT BAR
- EM-01 : CAST-IN EMBED EM-01
- EM-02 : CAST-IN EMBED EM-02
- EM-03 : CAST-IN EMBED EM-03

R.C. STRUCTURAL ELEMENT
COL. / BEAM / SLAB
IS (UNDER SEPARATED SUBMISSION)



1 CLASS BAL. EMBED LAYOUT PART PLAN
T1 FLAT A at 5/F

2 CLASS BAL. EMBED LAYOUT PART ELEV
FOR T1 FLAT A 5/F

3 CLASS BAL. EMBED LAYOUT PART ELEV
FOR T1 FLAT A 5/F

4 CLASS BAL. EMBED LAYOUT PART ELEV
FOR T1 FLAT A 5/F

B.O. REF :

CLIENT :
SHIMAO GROUP HOLDINGS LIMITED

ARCHITECT :
WONG TUNG & PARTNERS LIMITED ARCHITECTS & PLANNERS

MAIN CONTRACTOR :
協興建築有限公司 HIP HING CONSTRUCTION CO LTD

STRUCTURAL ENGINEER :
ICMA C M WONG & ASSOCIATES LTD 黃志明建築工程師有限公司

FACADE CONSULTANT :
MEIN-HARDT

NOTE :
1 ALL DIMENSIONS ARE IN mm.
2 ALL ELEVATIONS ARE VIEWED FROM OUTSIDE.
3 ALL DIMENSIONS TO BE VERIFIED ON SITE BEFORE FABRICATION.

LEGEND :
XT --- DETAIL MARK NO.
X001 --- REFER SHEET NO.
1. F.F.L. --- FINISHED FLOOR LEVEL
2. S.F.L. --- STRUCTURAL FLOOR LEVEL
3. (R) --- REVERSED DETAIL

D NO	DATE	REVISION SUBJECT TO ARCH COMMENT	LHR
12/04/2022			

JOB NO. : J-853
PROJECT : PROPOSED RESIDENTIAL DEVELOPMENT AT N.K.I.L. 6542 YIN PING ROAD KOWLOON

TITLE : EMBED LAYOUT PART PLAN for GLASS BALUSTRADE T1 FLAT A 5/F

DATE : 18-MAY-21 SCALE : 1:20 (A1)

DRAWN BY : Ivan CHECKED BY :

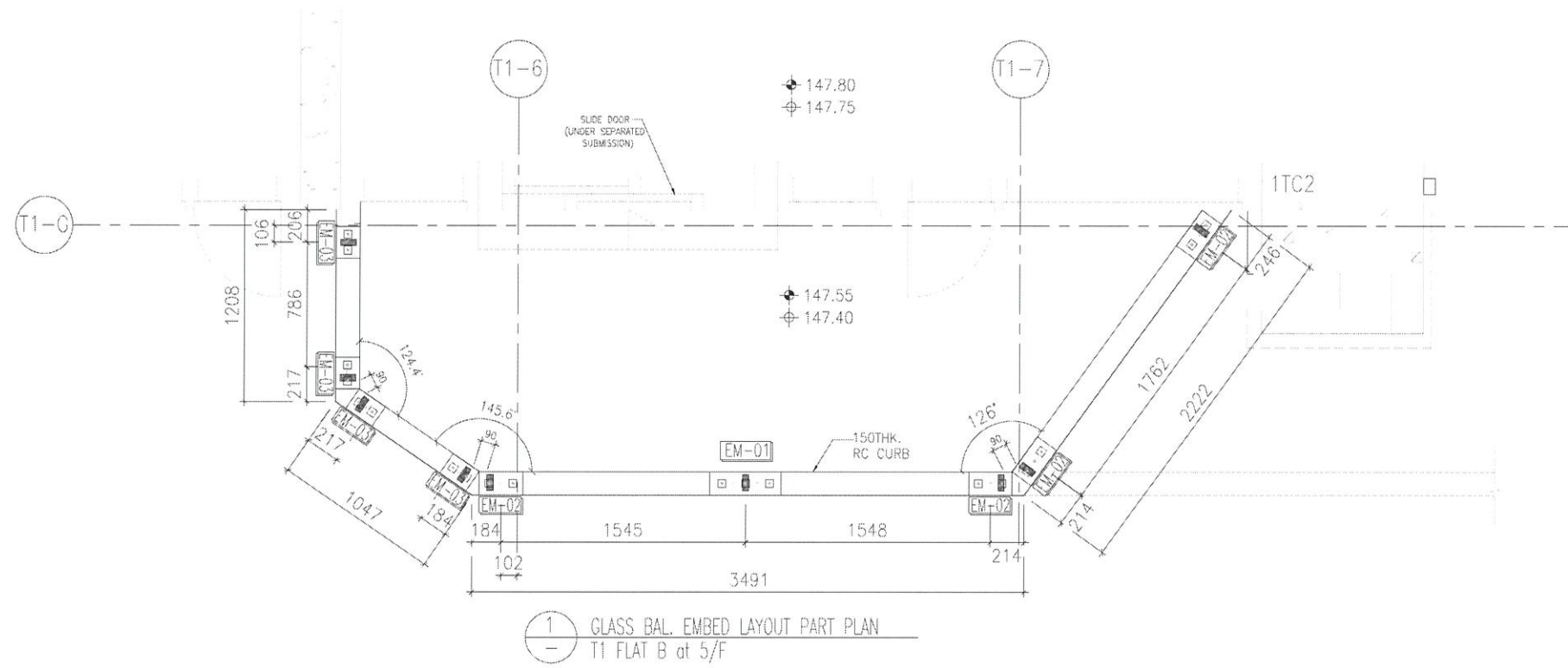
英特鋁質有限公司
MIDI ALUMINIUM FABRICATOR LTD.
Units 6-8, Sunray Industrial Centre, 1/F
610 Cha Kwo Ling Road, Kowloon
Tel: 23489211-4 Fax: (852) 2727666

DWG NO. : J853-SD-GB-EM-8102 REV. : D

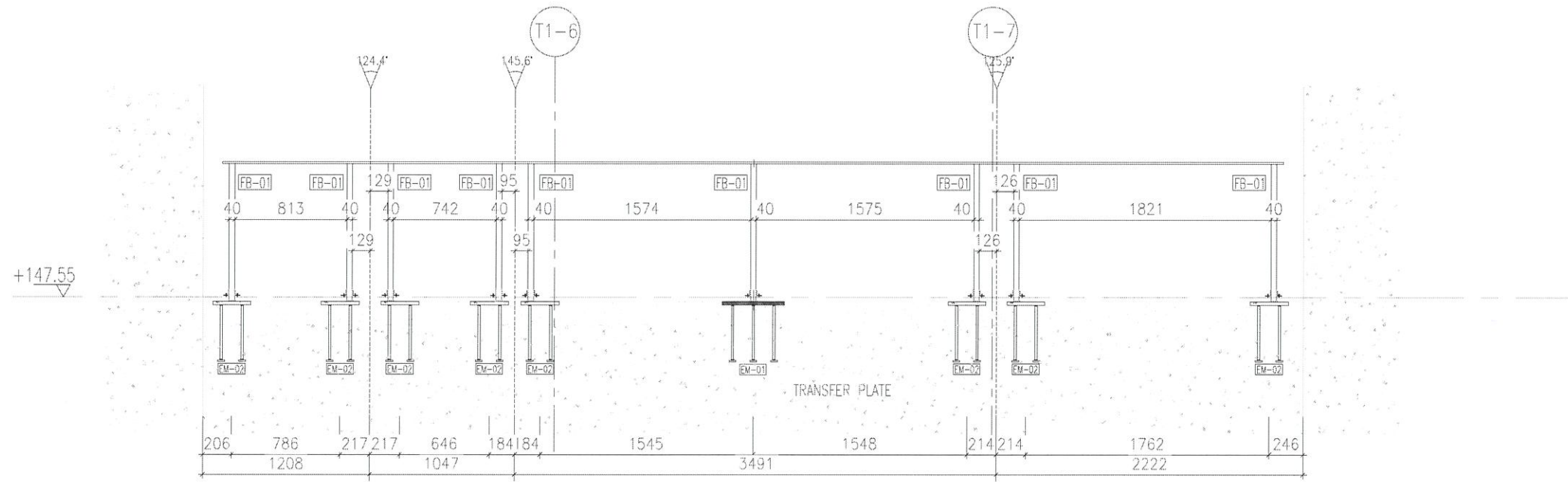
LEGEND :

- [FB-01] : 100x40mm THK. GMS FLAT BAR
- [EM-01] : CAST-IN EMBED EM-01
- [EM-02] : CAST-IN EMBED EM-02

R.C. STRUCTURAL ELEMENT
COL. / BEAM / SLAB
IS (UNDER SEPARATED SUBMISSION)



1 CLASS BAL. EMBED LAYOUT PART PLAN
T1 FLAT B at 5/F



2 CLASS BAL. EMBED LAYOUT PART ELEV
T1 FLAT B at 5/F

B.O. REF :

CLIENT :
SHIMAO GROUP HOLDINGS LIMITED

ARCHITECT :
WONG TUNG & PARTNERS LIMITED ARCHITECTS & PLANNERS

MAIN CONTRACTOR :
協興建築有限公司 HIP HING CONSTRUCTION CO LTD

STRUCTURAL ENGINEER :
ICMA C M WONG & ASSOCIATES LTD 黃志明建築工程師有限公司

FACADE CONSULTANT:
MEIN-HARDT

NOTE :
1. ALL DIMENSIONS ARE IN mm.
2. ALL ELEVATIONS ARE VIEWED FROM OUTSIDE.
3. ALL DIMENSIONS TO BE VERIFIED ON SITE BEFORE FABRICATION.

LEGEND :
X1 — DETAIL MARK NO.
X001 — REFER SHEET NO.
1. F.F.L. -- FINISHED FLOOR LEVEL
2. S.F.L. -- STRUCTURAL FLOOR LEVEL
3. (R) -- REVERSED DETAIL

NO.	DATE	REVISED	BY

JOB NO. : J-853

PROJECT :
PROPOSED RESIDENTIAL DEVELOPMENT AT N.K.I.L. 6542 YIN PING ROAD KOWLOON

TITLE :
EMBED LAYOUT PART PLAN for GLASS BALUSTRADE T1 FLAT B 5/F

DATE : 08-MAR-21 SCALE : 1:18(A1)

DRAWN BY : CJM CHECKED BY :

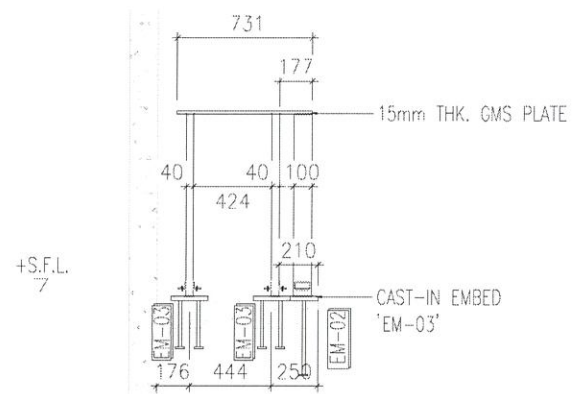
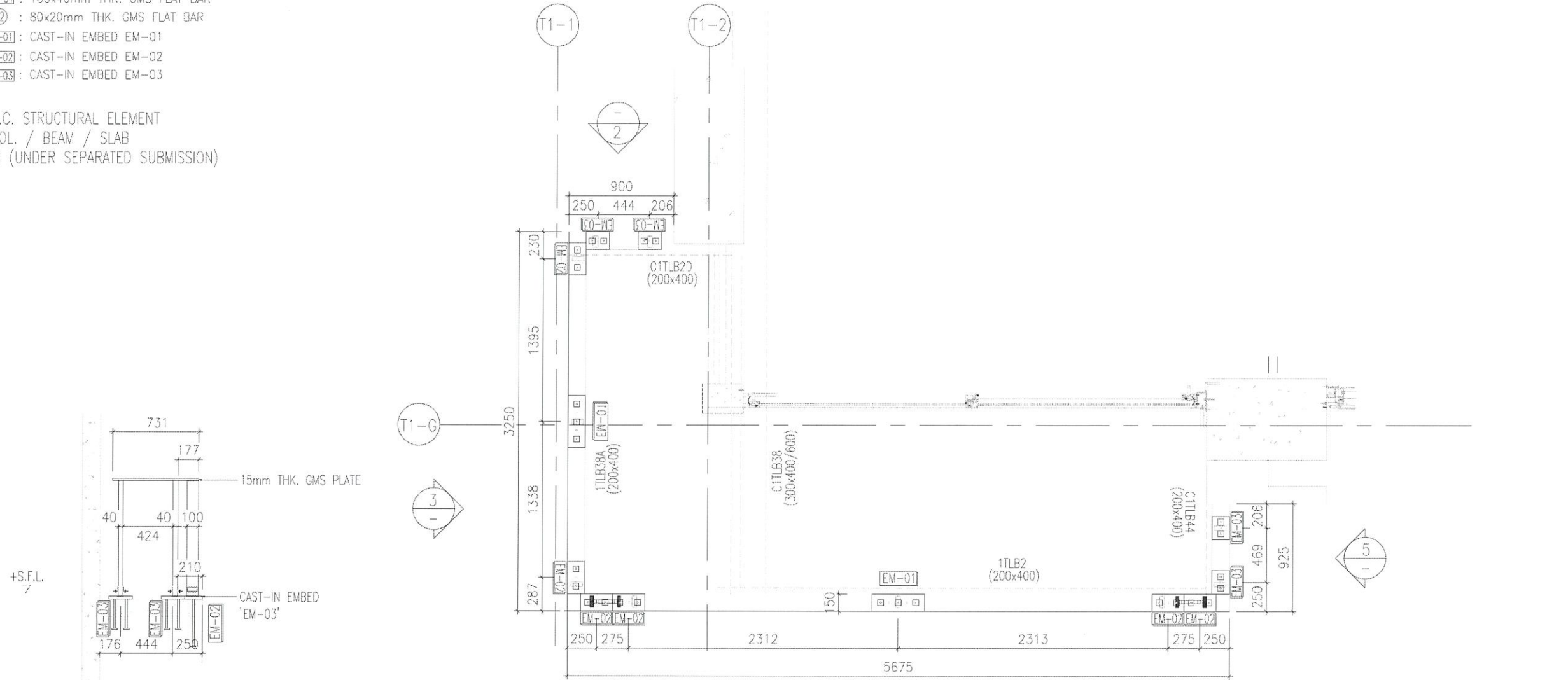
美特鋁質有限公司
MIDI ALUMINIUM FABRICATOR LTD.
Units 6-8, Sunray Industrial Centre, 1/F
610 Cha Kwo Ling Road, Kowloon
Tel:23489211-4 Fax:(852)2727666

DWG NO. : J853-SD-GB-EM-8103 REV. : A

LEGEND :

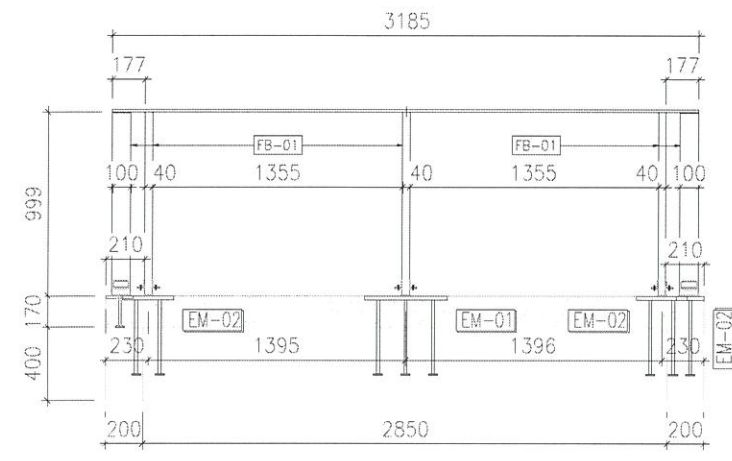
- FB-01 : 100x40mm THK. GMS FLAT BAR
- ⊙ : 80x20mm THK. GMS FLAT BAR
- EM-01 : CAST-IN EMBED EM-01
- EM-02 : CAST-IN EMBED EM-02
- EM-03 : CAST-IN EMBED EM-03

R.C. STRUCTURAL ELEMENT
COL. / BEAM / SLAB
IS (UNDER SEPARATED SUBMISSION)

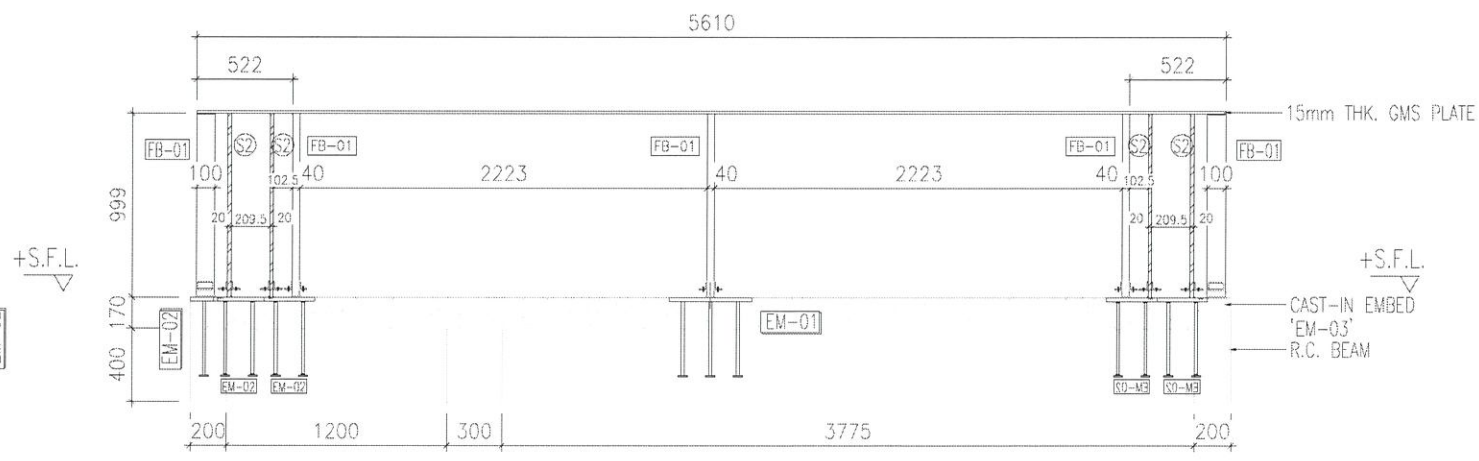


2 GLASS BAL. EMBED LAYOUT PART ELEV
For T1 FLAT A at 6/F~22/F

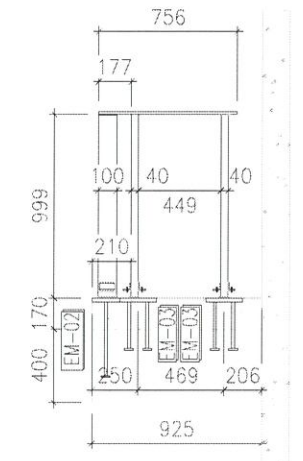
1 GLASS BAL. EMBED LAYOUT PART PLAN
For T1 FLAT A at 6/F~22/F



3 GLASS BAL. EMBED LAYOUT PART ELEV
For T1 FLAT A at 6/F~22/F



4 GLASS BAL. EMBED LAYOUT PART ELEV
For T1 FLAT A at 6/F~22/F



5 GLASS BAL. EMBED LAYOUT PART ELEV
For T1 FLAT A at 6/F~22/F

B.D. REF :

CLIENT :
SHIMAO GROUP HOLDINGS LIMITED

ARCHITECT :
WONG TUNG & PARTNERS LIMITED ARCHITECTS & PLANNERS

MAIN CONTRACTOR :
協興建築有限公司 HIP HING CONSTRUCTION CO LTD

STRUCTURAL ENGINEER :
ICMA C M WONG & ASSOCIATES LTD 黃志明建築工程師有限公司

FACADE CONSULTANT :
MEINHARDT

NOTE :
1. ALL DIMENSIONS ARE IN mm.
2. ALL ELEVATIONS ARE VIEWED FROM OUTSIDE.
3. ALL DIMENSIONS TO BE VERIFIED ON SITE BEFORE FABRICATION.

LEGEND :
X1 -> DETAIL MARK NO.
X001 -> REFER SHEET NO.
1. F.F.L. -- FINISHED FLOOR LEVEL
2. S.F.L. -- STRUCTURAL FLOOR LEVEL
3. (R) -- REVERSED DETAIL

ID NO.	DATE	REVISION SUBJECT TO ARCH COMMENT REAISED	LHR BY
12/04/2022			

JOB NO. : J-853
PROJECT : PROPOSED RESIDENTIAL DEVELOPMENT AT N.K.I.L. 6542 YIN PING ROAD KOWLOON

TITLE : EMBED LAYOUT PART PLAN for GLASS BALUSTRADE AT TOWER 1 FLAT A

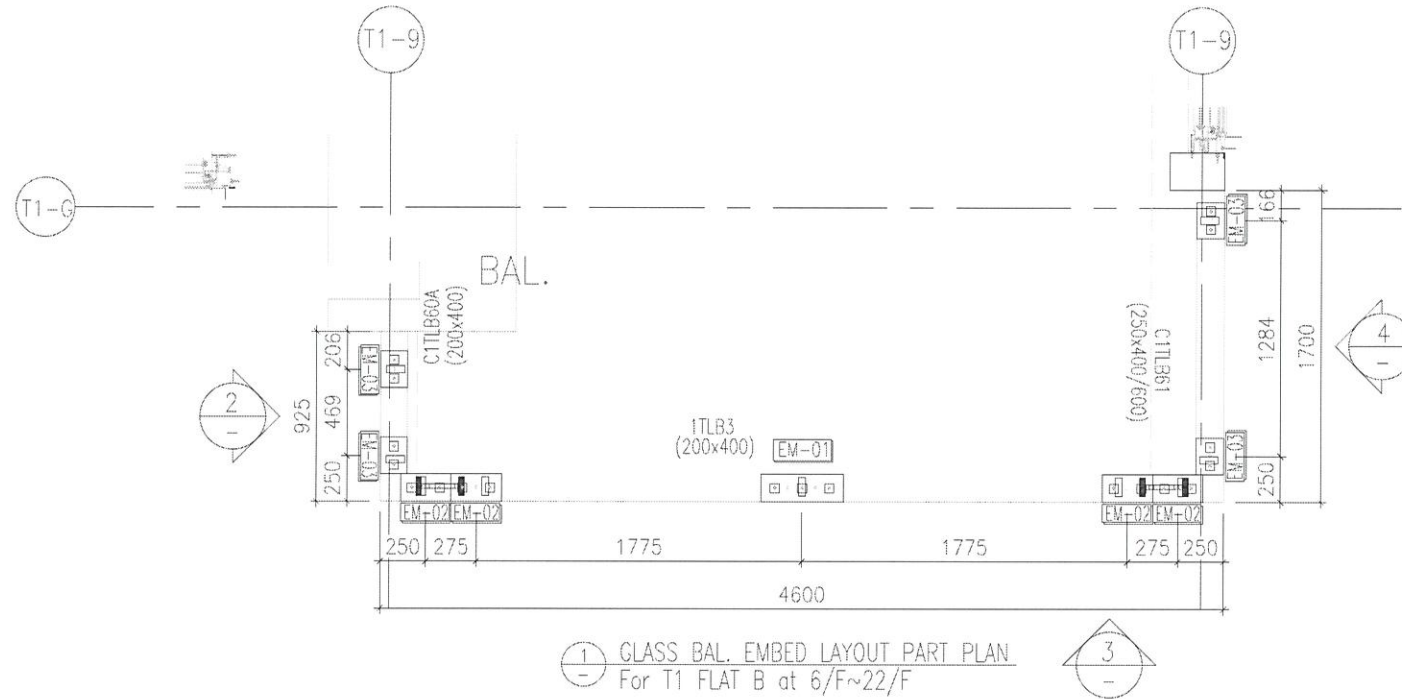
DATE : 18-MAY-21 SCALE : 1:90(A1)
DRAWN BY : Ivan CHECKED BY :

英特鋁質有限公司
MIDI ALUMINIUM FABRICATOR LTD.
Units 6-8, Sunray Industrial Centre, 1/F
610 Cha Kwo Ling Road, Kowloon
Tel: 23489211-4 Fax: (852) 27727666
DWG NO. : JR53-SD-GB-EM-8104 REV. : D

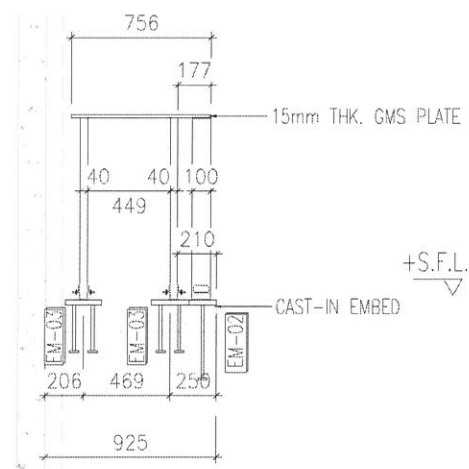
LEGEND :

- FB-01 : 100x40mm THK. GMS FLAT BAR
- S2 : 80x20mm THK. GMS FLAT BAR
- EM-01 : CAST-IN EMBED EM-01
- EM-02 : CAST-IN EMBED EM-02
- EM-03 : CAST-IN EMBED EM-03

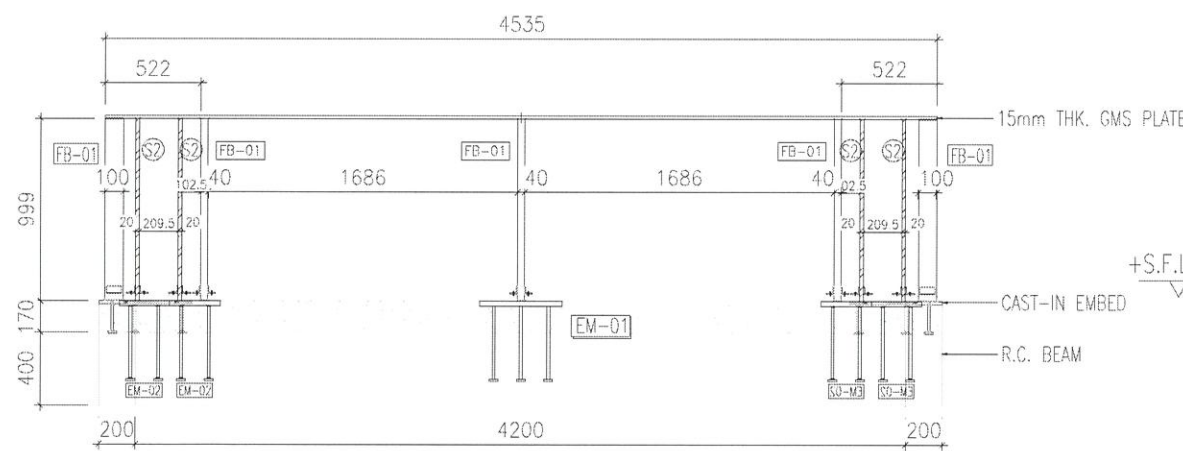
R.C. STRUCTURAL ELEMENT
COL. / BEAM / SLAB
IS (UNDER SEPARATED SUBMISSION)



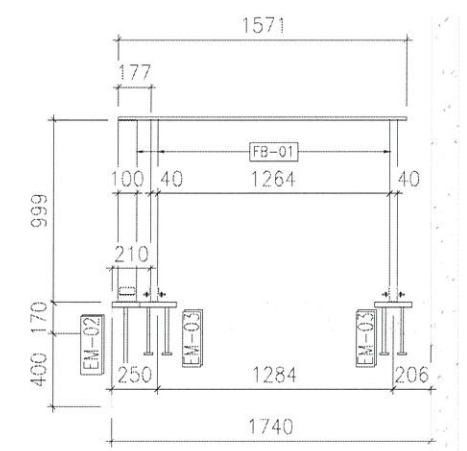
1 GLASS BAL. EMBED LAYOUT PART PLAN
For T1 FLAT B at 6/F~22/F



2 GLASS BAL. EMBED LAYOUT PART ELEV
For T1 FLAT A at 6/F~22/F



3 GLASS BAL. EMBED LAYOUT PART ELEV
For T1 FLAT A at 6/F~22/F



4 GLASS BAL. EMBED LAYOUT PART ELEV
For T1 FLAT A at 6/F~22/F

B.D. REF :

CLIENT :
SHIMAO GROUP HOLDINGS LIMITED

ARCHITECT :
WONG TUNG & PARTNERS LIMITED ARCHITECTS & PLANNERS

MAIN CONTRACTOR :
協興建築有限公司 HIP HING CONSTRUCTION CO LTD

STRUCTURAL ENGINEER :
ICMA C M WONG & ASSOCIATES LTD 黃志明建築工程師有限公司

FAÇADE CONSULTANT:
MEINHARDT

NOTE:
1. ALL DIMENSIONS ARE IN mm.
2. ALL ELEVATIONS ARE VIEWED FROM OUTSIDE.
3. ALL DIMENSIONS TO BE VERIFIED ON SITE BEFORE FABRICATION.

LEGEND:
X1 -- DETAIL MARK NO.
X001 -- REFER SHEET NO.
1. F.F.L. -- FINISHED FLOOR LEVEL
2. S.F.L. -- STRUCTURAL FLOOR LEVEL
3. (R) -- REVERSED DETAIL

ID NO.	DATE	REVISION SUBJECT TO ARCH COMMENT	UHR
12/04/2022			

JOB NO. : J-853
PROJECT : PROPOSED RESIDENTIAL DEVELOPMENT AT N.K.I.L. 6542 YIN PING ROAD KOWLOON

TITLE : EMBED LAYOUT PART PLAN for GLASS BALUSTRADE AT TOWER 1 FLAT B

DATE : 18-MAY-21 SCALE : 1:90(A1)

DRAWN BY : Ivan CHECKED BY :

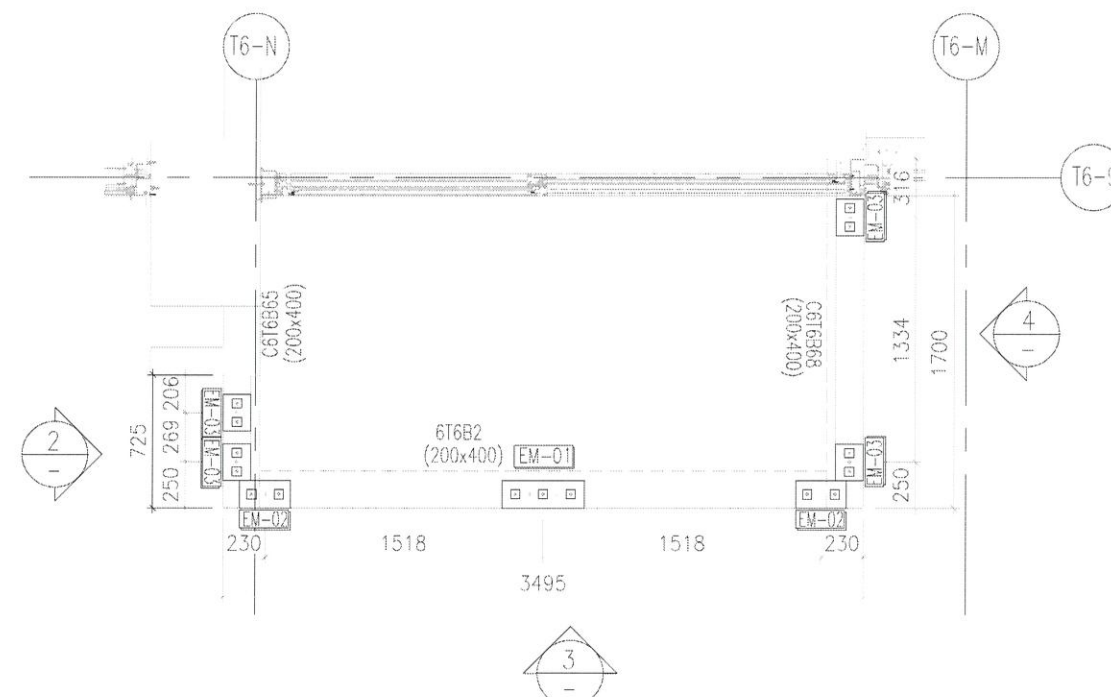
英特鋁質有限公司
MIDI ALUMINIUM FABRICATOR LTD.
Units 6-8, Sunray Industrial Centre, 1/F
610 Cha Kwo Ling Road, Kowloon
Tel: 23489211-4 Fax: (852) 27727666

DWG NO. : J853-SD-GB-EM-8105 REV. : D

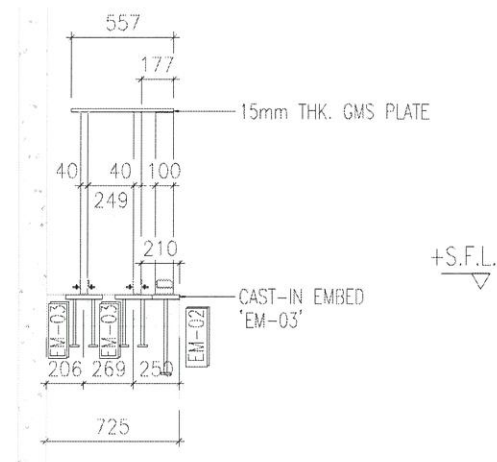
LEGEND :

- FB-01 : 100x40mm THK. GMS FLAT BAR
- EM-01 : CAST-IN EMBED EM-01
- EM-02 : CAST-IN EMBED EM-02
- EM-03 : CAST-IN EMBED EM-03

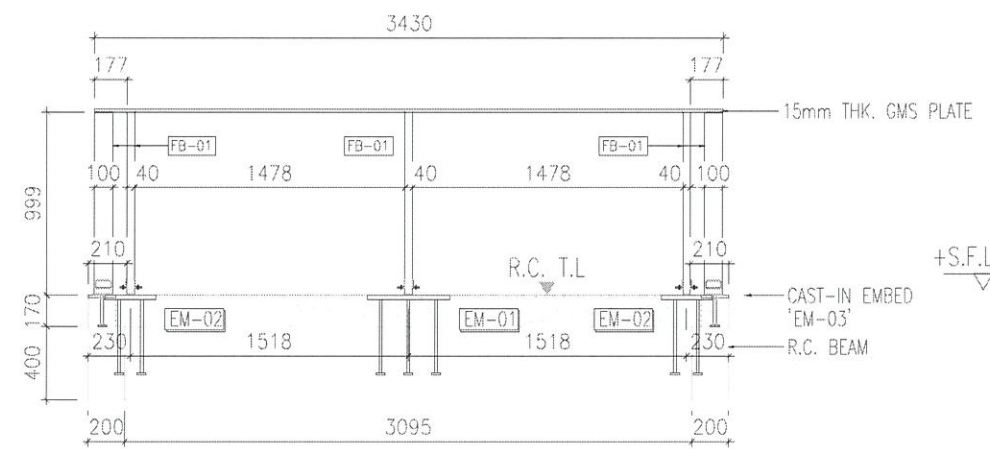
R.C. STRUCTURAL ELEMENT
COL. / BEAM / SLAB
IS (UNDER SEPARATED SUBMISSION)



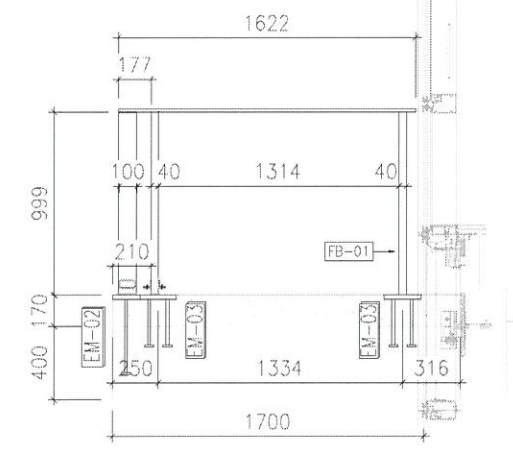
1 GLASS BAL. EMBED LAYOUT PART PLAN
For T6 FLAT A at 5/F~26/F



2 GLASS BAL. EMBED LAYOUT PART PLAN
For T6 FLAT A at 5/F~26/F



3 GLASS BAL. EMBED LAYOUT PART PLAN
For T6 FLAT A at 5/F~26/F



4 GLASS BAL. EMBED LAYOUT PART PLAN
For T6 FLAT A at 5/F~26/F

B.D. REF :

CLIENT :
SHIMAO GROUP HOLDINGS LIMITED

ARCHITECT :
WONG TUNG & PARTNERS LIMITED
ARCHITECTS & PLANNERS
WT

MAIN CONTRACTOR :
協興建築有限公司
HIP HING CONSTRUCTION CO LTD

STRUCTURAL ENGINEER :
ICMA C M WONG & ASSOCIATES LTD
黃志明建築工程師有限公司

FACADE CONSULTANT:
MEINHARDT

NOTE :
1. ALL DIMENSIONS ARE IN mm.
2. ALL ELEVATIONS ARE VIEWED FROM OUTSIDE.
3. ALL DIMENSIONS TO BE VERIFIED ON SITE BEFORE FABRICATION.

LEGEND :
X1 — DETAIL MARK NO.
X001 — REFER SHEET NO.
1. F.F.L. — FINISHED FLOOR LEVEL
2. S.F.L. — STRUCTURAL FLOOR LEVEL
3. (R) — REVERSED DETAIL

ID	DATE	REVISION	SUBJECT TO ARCH COMMENT	BY
1	12/04/2022			

JOB NO. : J-853

PROJECT :
PROPOSED RESIDENTIAL DEVELOPMENT AT N.K.I.L. 6542 YIN PING ROAD KOWLOON

TITLE :
EMBED LAYOUT PART PLAN for GLASS BALUSTRADE AT TOWER 6 FLAT A

DATE : 18-MAY-21 SCALE : 1:90(A1)

DRAWN BY : Ivan CHECKED BY :

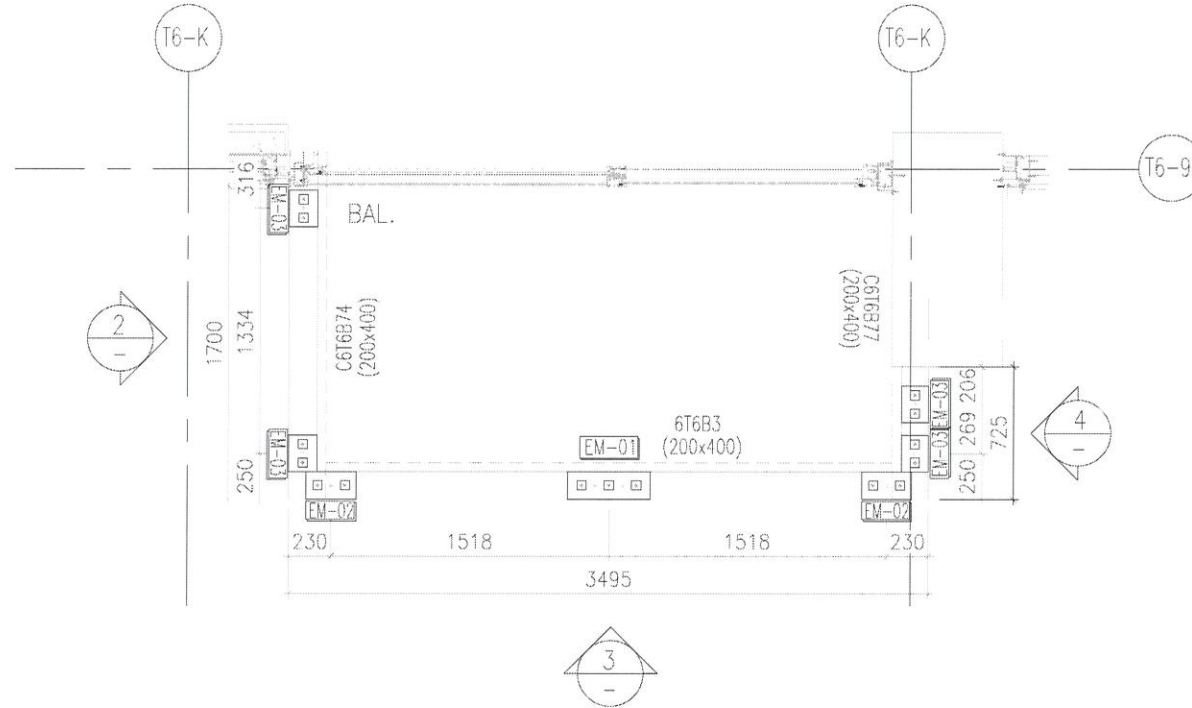
莫特鋁質有限公司
MIDI ALUMINIUM FABRICATOR LTD.
Units 6-8, Sunray Industrial Centre, 1/F
610 Cha Kwo Ling Road, Kowloon
Tel: 23489211-4 Fax: (852) 27727666

DWG NO. : J853-SD-GB-EM-8601 REV. : D

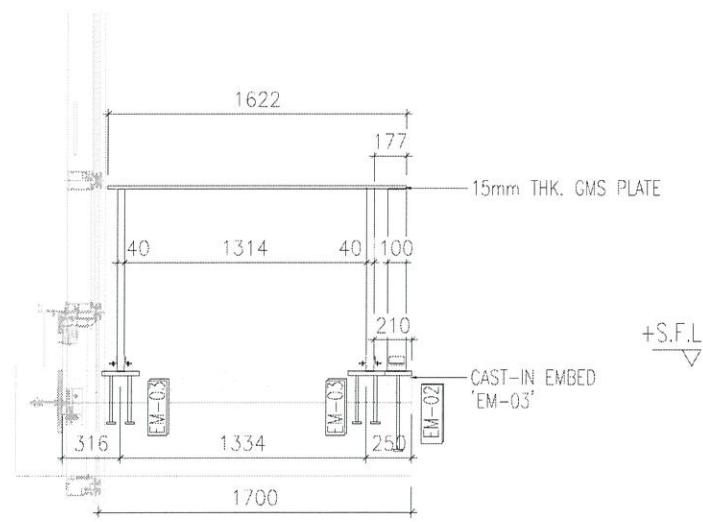
LEGEND :

- FB-01 : 100x40mm THK. GMS FLAT BAR
- EM-01 : CAST-IN EMBED EM-01
- EM-02 : CAST-IN EMBED EM-02
- EM-03 : CAST-IN EMBED EM-03

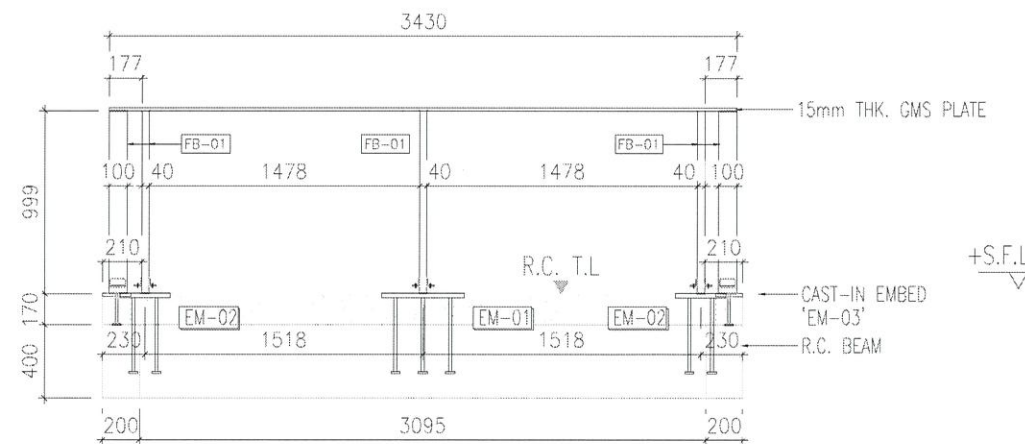
R.C. STRUCTURAL ELEMENT
COL. / BEAM / SLAB
IS (UNDER SEPARATED SUBMISSION)



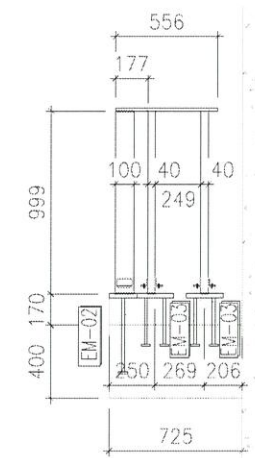
1 GLASS BAL. EMBED LAYOUT PART PLAN
For T6 FLAT B at 5/F~26/F



2 GLASS BAL. EMBED LAYOUT PART PLAN
For T6 FLAT B at 5/F~26/F



3 GLASS BAL. EMBED LAYOUT PART PLAN
For T6 FLAT A at 5/F~26/F



4 GLASS BAL. EMBED LAYOUT PART PLAN
For T6 FLAT B at 5/F~26/F

B.O. REF :

CLIENT :
SHIMAO GROUP HOLDINGS LIMITED

ARCHITECT :
WONG TUNG & PARTNERS LIMITED ARCHITECTS & PLANNERS

MAIN CONTRACTOR :
協興建築有限公司 HIP HING CONSTRUCTION CO LTD

STRUCTURAL ENGINEER :
ICMA C M WONG & ASSOCIATES LTD 黃志明建築工程師有限公司

FACADE CONSULTANT:
MEINHARDT

- NOTE :
1. ALL DIMENSIONS ARE IN mm.
 2. ALL ELEVATIONS ARE VIEWED FROM OUTSIDE.
 3. ALL DIMENSIONS TO BE VERIFIED ON SITE BEFORE FABRICATION.

- LEGEND :
- X1 — DETAIL MARK NO.
 - X001 — REFER SHEET NO.
1. F.F.L. — FINISHED FLOOR LEVEL
 2. S.F.L. — STRUCTURAL FLOOR LEVEL
 3. (R) — REVERSED DETAIL

D NO.	DATE	REVISION SUBJECT TO ARCH.COMMENT	UHR
12/04/2022			

JOB NO. : J-853
PROJECT : PROPOSED RESIDENTIAL DEVELOPMENT AT N.K.I.L. 6542 YIN PING ROAD KOWLOON
TITLE : EMBED LAYOUT PART PLAN for GLASS BALUSTRADE AT TOWER 6 FLAT B

DATE : 18-MAY-21 SCALE : 1:90(A1)

DRAWN BY : Ivan CHECKED BY :

英特鋁質有限公司
MIDI ALUMINIUM FABRICATOR LTD.
Units 6-B, Sunray Industrial Centre, 1/F
610 Cha Kwo Ling Road, Kowloon
Tel: 23489211-4 Fax: (852) 27727666

DWG NO. : J853-SD-GB-EM-8602 REV. : D