

工程指示 / 要求簡箋(E.I.)

工程指示編號：EI / 3941 / 21

修改版次：-

工程編號：J - 852

工程名稱：亞皆老街中電

工程項目：平台 (LG1-LG4/F, G/F) Glass Door 地盤用玻璃 (106 件)

收件人：Maggie

發件人：Ant Yeung

日期：22/10/2021

要求提供 / 確認 事項：

- () 初步鋁料 B.M. () 加工拆圖，然後生產 () 尺寸表
- () 正式鋁料 B.M. () 技術上資料 / 指示 () 報價
- () 配件 B.M. () 樣辦或貨品說明書 () 分判合約
- () 其他：_____

內容：

請按 BM 訂購平台 (LG1-LG4/F, G/F) Glass Door (106 件) (Low - Iron) 送地盤安裝

請按樓層包箱

請在 2021.11.08 前完成上列要求。

附：1 頁 BM+ 1 頁 BM 參考+ 2 頁加工圖+ 28 頁位置圖

- 原合約工程包 原合約工程加 / 減賬 新工程報價

原因：-

分發東莞各部門：

- () 生產技術總監 連附件 () 技術部 連附件 () 生產部 連附件 () 機械設計部 連附件
- () 採購部 連附件 () 生產統籌部 連附件 () 小羅&清 連附件
- () 質檢部 連附件 () 會計部 連附件 () 報關組 連附件 () 其他 楊榮輝 連附件

分發其他分判：

- (v) 水洪 連附件

分發香港各部門：

- () 行政部 連附件 () 會計部 連附件 () 統籌部 連附件 () 工程地盤科文 連附件 祥哥
- () 採購部 連附件 () QS 部 連附件 () 維修部 連附件 () 其他 _____ 連附件

傳遞編號：

HK / 21

發件人簽署：- 4.

項目經理簽署：17/2

 美特鋁質 有限公司 MIDI Aluminium Fabricator Ltd.	工程號: J-852	計算: 曾建平	日期: 22/10/2021	送呈: 胡哥
	地盤名稱: 亞皆老街	核對:	日期:	副本:
地盤用玻璃B.M.表	項目類別: 平台 GLASS DOOR	批准:	日期:	A/C Code: <訂貨專用>
BM編號:	修改版次:	總計玻璃面積 (平方米): 167.137	此BM依據	

序號	修改內容	玻璃圖號	顏色與類型	厚度 (mm)	玻璃尺寸		數量 (塊)	總面積 (平方米)	使用位置	備註
					寬度W (mm)	高度H (mm)				
1		J852-PTGL01	12mm THK. LOW IRON TEMPERED GLASS	12	655	630	2	0.83	G/F	
2		J852-PTGL01a			629	630	2	0.79	G/F	
3		J852-PTGL01b			632	630	2	0.80	G/F	
4		J852-PTGL02			2030	630	9	11.51	G/F	J852-PTGL02+J852-PTGL04
5		J852-PTGL03			655	2730	2	3.58	G/F	
6		J852-PTGL03a			629	2730	2	3.43	G/F	
7		J852-PTGL03b			632	2730	2	3.45	G/F	
8		J852-PTGL05			1830	330	8	4.83	G/F	
9		J852-PTGL06			1225	1830	6	13.45	LG3/F: 4 LG4/F: 2	
10		J852-PTGL07			300	1830	4	2.20	LG2/F: 2 LG4/F: 2	
11		J852-PTGL08			2188	1830	2	8.01	LG3/F: 1 LG4/F: 1	
12		J852-PTGL09			2378	1830	1	4.35	LG2/F	
13		J852-PTGL10			349	1830	2	1.28	LG2/F	J852-PTGL10+J852-PTGL11
14		J852-PTGL12			763.8	1830	1	1.40	LG2/F	
15		J852-PTGL13			504	480	2	0.48	LG1/F	
16		J852-PTGL14			981	480	1	0.47	LG1/F	
17		J852-PTGL15			1830	2630	2	9.63	G/F	
18		J852-PTGL30	10mm THK. LOW IRON TEMPERED GLASS (D21031646)	10	828.5	2630	16	34.86	LG1/F: 2 G/F: 14	J852-PTGL30+J852-PTGL31
19		J852-PTGL32			778.5	2630	16	32.76	G/F	
20		J852-PTGL33			769	1710	6	7.89	LG2/F: 2 LG3/F: 2 LG4/F: 2	
21		J852-PTGL34			703	1710	6	7.21	LG2/F: 2 LG3/F: 2 LG4/F: 2	
22		J852-PTGL35			679	1710	12	13.93	LG2/F: 4 LG3/F: 4 LG4/F: 4	
23					總計:		106	167.14		

加工注意事項:

- 1.本表中所有玻璃對角線尺寸偏差要求不超過正負2mm。
- 2.本表中所有玻璃要求粗磨邊處理及精磨邊處理並倒稜角。
- 3.本表中不同種類玻璃參照玻璃加工圖加工。
- 4.本表中所有強化玻璃均需HEAT SOAK TEST。
- 5.本表中所有強化玻璃之入爐方向均以寬度方向進入。
- 6.本表中所有玻璃成品均需注明室內外面及其玻璃編號，以便識別。璣

 美特鋁質 有限公司 MIDI Aluminium Fabricator Ltd.	工程號: J-852	計算: 曾建平	日期: 22/10/2021	送呈: 胡哥
	地盤名稱: 亞皆老街	核對:	日期:	副本:
地盤用玻璃B.M.表	項目類別: 平台 GLASS DOOR	批准:	日期:	A/C Code: <參考用>
BM編號:	修改版次:	總計玻璃面積(平方米): 167.137	此BM依據	

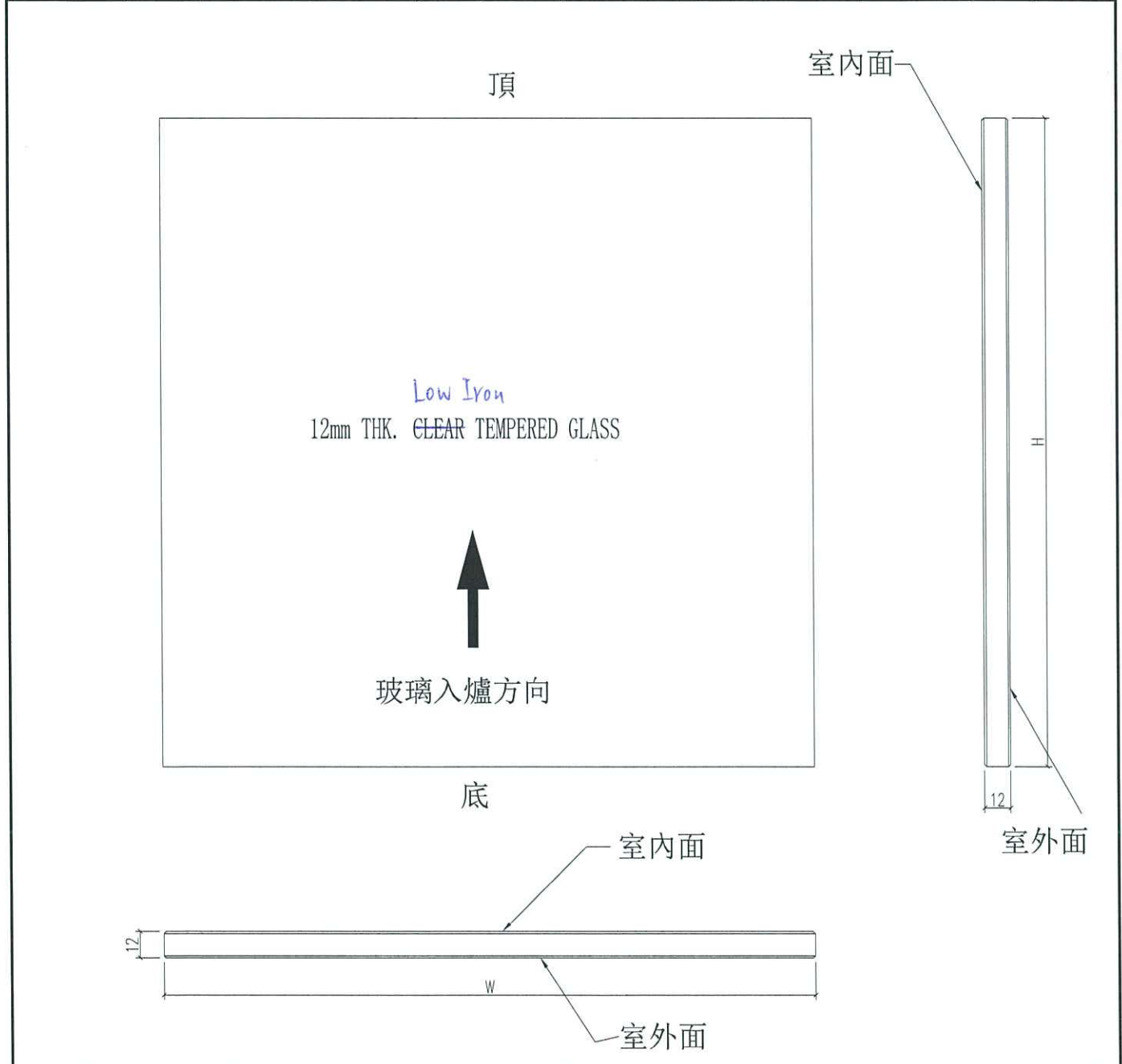
序號	修改內容	玻璃圖號	顏色與類型	厚度 (mm)	玻璃尺寸		數量 (塊)	總面積 (平方米)	備注
					寬度W (mm)	高度H (mm)			
1		J852-PTGL01	12mm THK. Low Iron CLEAR TEMPERED GLASS	12	655	630	2	0.83	
2		J852-PTGL01a			629	630	2	0.79	
3		J852-PTGL01b			632	630	2	0.80	
4		J852-PTGL02			2030	630	9	11.51	J852-PTGL02+J852-PTGL04
5		J852-PTGL03			655	2730	2	3.58	
6		J852-PTGL03a			629	2730	2	3.43	
7		J852-PTGL03b			632	2730	2	3.45	
8		J852-PTGL05			1830	330	8	4.83	
9		J852-PTGL06			1225	1830	6	13.45	
10		J852-PTGL07			300	1830	4	2.20	
11		J852-PTGL08			2188	1830	2	8.01	
12		J852-PTGL09			2378	1830	1	4.35	
13		J852-PTGL10			349	1830	2	1.28	J852-PTGL10+J852-PTGL11
14		J852-PTGL12			763.8	1830	1	1.40	
15		J852-PTGL13			504	480	2	0.48	
16		J852-PTGL14			981	480	1	0.47	
17		J852-PTGL15			1830	2630	2	9.63	
18		J852-PTGL30	10mm THK. Low Iron CLEAR TEMPERED GLASS	10	828.5	2630	16	34.86	J852-PTGL30+J852-PTGL31
19		J852-PTGL32			778.5	2630	16	32.76	
20		J852-PTGL33			769	1710	6	7.89	
21		J852-PTGL34			703	1710	6	7.21	
22		J852-PTGL35			679	1710	12	13.93	
23					總計:		106	167.14	

加工注意事項:

- 1).本表中所有玻璃對角線尺寸偏差要求不超過正負2mm。
- 2).本表中所有玻璃要求粗磨邊處理及精磨邊處理並倒棱角。
- 3).本表中不同種類玻璃參照玻璃加工圖加工。
- 4).本表中所有強化玻璃均需HEAT SOAK TEST。
- 5).本表中所有強化玻璃之入爐方向均以寬度方向進入。
- 6).本表中所有玻璃成品均需注明室內外面及其玻璃編號，以便識別。璫

 美特鋁質 有限公司 MIDI Aluminium Fabricator Ltd.				類別		物料號	
				制圖	曾建平	2021.10.11	圖號 J852-GL10
修改				復核			數量 見下表
日期				批准			位置

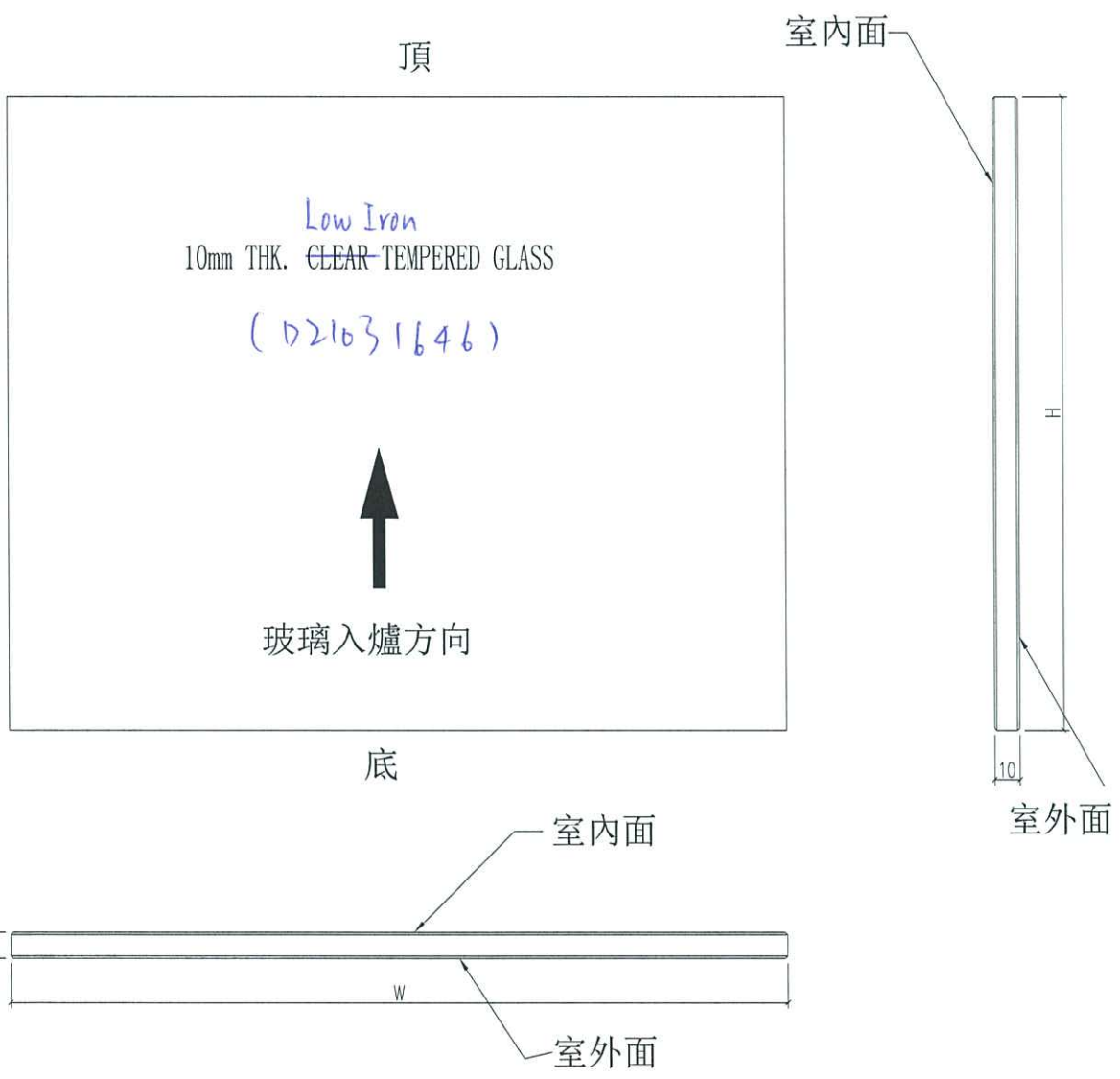
玻璃圖號	厚度 (mm)	玻璃尺寸		數量 (塊)	备注	玻璃圖號	厚度 (mm)	玻璃尺寸		數量 (塊)	备注	
		寬度W (mm)	高度H (mm)					寬度W (mm)	高度H (mm)			
J852-PTGL01	12	655	630	2		J852-PTGL06	12	1225	1830	6		
J852-PTGL01a		629	630	2		J852-PTGL07		300	1830	4		
J852-PTGL01b		632	630	2		J852-PTGL08		2188	1830	2		
J852-PTGL02		2030	630	9		J852-PTGL09		2378	1830	1		
J852-PTGL03		655	2730	2		J852-PTGL10		349	1830	2		
J852-PTGL03a		629	2730	2		J852-PTGL12		764	1830	1		
J852-PTGL03b		632	2730	2		J852-PTGL13		504	480	2		
						J852-PTGL14		981	480	1		
J852-PTGL05			1830	330	8			J852-PTGL15	1830	2630	2	



工程號	J-852	地盤	亞皆老街	附件
名稱	玻璃加工圖		採用	
材料	12mm THK. CLEAR TEMPERED GLASS		地盤	
顏色	--		工廠	

 美特鋁質 有限公司 MIDI Aluminium Fabricator Ltd.				類別	物料號		
				制圖	曾建平	2021.10.11	圖號 J852-GL11
修改				復核			數量 見下表
日期				批准			位置

玻璃圖號	厚度 (mm)	玻璃尺寸		數量 (塊)	备注
		寬度W (mm)	高度H (mm)		
J852-PTGL30	10	829	2630	16	
J852-PTGL32		779	2630	16	
J852-PTGL33		769	1710	6	
J852-PTGL34		703	1710	6	
J852-PTGL35		679	1710	12	



工程號	J-852	地盤	亞皆老街	附 件
名稱	玻璃加工圖		採用	
材料	10mm THK. CLEAR TEMPERED GLASS		地盤	
顏色	-		工廠	

BD. REF :

CLIENT :

ARCHITECT :
AGC DESIGN LTD

MAIN CONTRACTOR :
Gammon

STRUCTURAL ENGINEER :
ARUP

FACE CONSULTANT :
MEINHARDT

NOTE :
 1. ALL DIMENSIONS ARE IN mm.
 2. ALL ELEVATIONS ARE VIEWED FROM OUTSIDE.
 3. ALL DIMENSIONS TO BE VERIFIED ON SITE BEFORE FABRICATION.

LEGEND :
 (X1) DETAIL MARK NO.
 (X001) MASTER SHEET NO.

1. F.F.L. — FINISHED FLOOR LEVEL
 2. S.F.L. — STRUCTURAL FLOOR LEVEL
 3. (P) — REINFORCED DETAIL
 4. (12T) — 12mm THK. TEMPERED GLASS
 5. (10T) — 10mm THK. TEMPERED GLASS

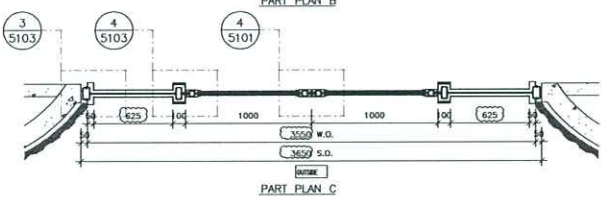
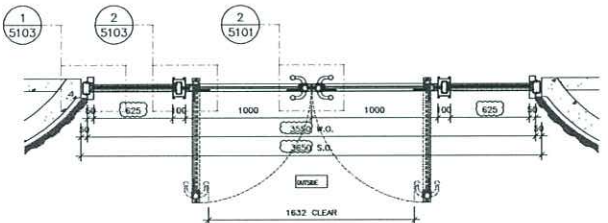

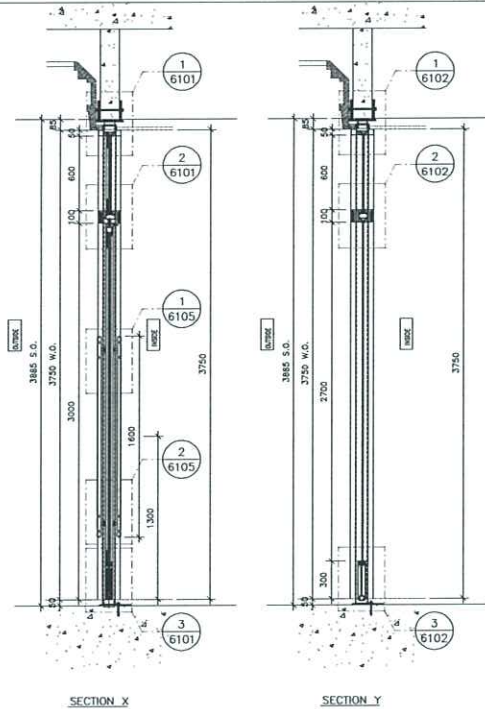
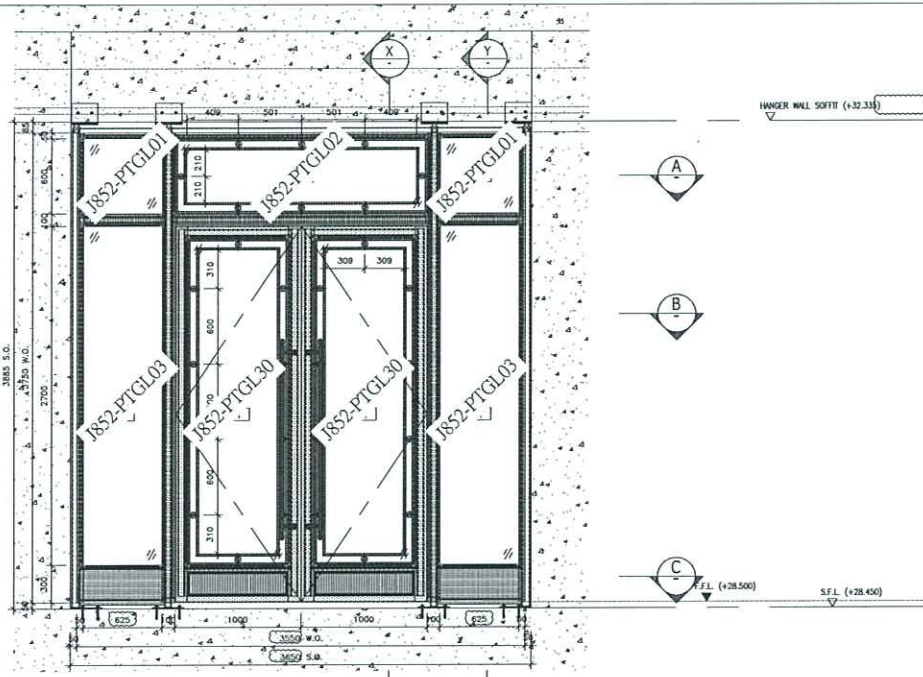
NO.	REV.	DESCRIPTION	DATE
1	01/01/2021	ISSUED FOR TENDER	01/01/2021
2	02/01/2021	ISSUED FOR TENDER	02/01/2021
3	03/01/2021	ISSUED FOR TENDER	03/01/2021
4	04/01/2021	ISSUED FOR TENDER	04/01/2021
5	05/01/2021	ISSUED FOR TENDER	05/01/2021

JOB NO. : J-852
 PROJECT : PROPOSED DEVELOPMENT AT KOWLOON ISLAND, LOT Nos., 6035R.P., 6036R.P., 6037R.P., 6038R.P., AND LOT No. 6005

TITLE : ELEVATION & PART PLAN FOR GLASS WALL(G/F)

DATE : 25-Mar-21 SCALE : 1:40
 DRAWN BY : CJM CHECKED BY : DW

美特鋁質有限公司
 MIDI ALUMINIUM FABRICATOR LTD.
 Units 6-8, Sunny Industrial Centre, 1/F
 610 Che Kwo Ling Road, Kowloon
 Tel: 2488211-4 Fax: (852) 2772766
 DWG NO. : J052-PDW-4500 REV. : E



FLOOR	LOCATION	GLASS WALL MARK	QTY
G	SHUTTLE LIFT LOBBY	S001/G	1

B.O. REF :

CLIENT :

ARCHITECT :
AGC DESIGN LTD

MAIN CONTRACTOR :
Gammon

STRUCTURAL ENGINEER :
ARUP

FAÇADE CONSULTANT :
MEINHARDT

NOTE:
 1. ALL DIMENSIONS ARE IN mm.
 2. ALL ELEVATIONS ARE VIEWED FROM OUTSIDE.
 3. ALL DIMENSIONS TO BE VERIFIED ON SITE BEFORE FABRICATION.

LEGEND:
 X1 — DETAIL MARK NO.
 X001 — REFER SHEET NO.

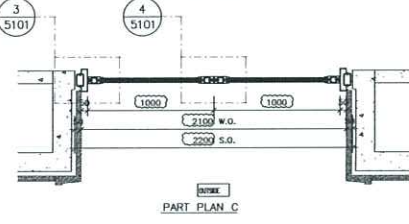
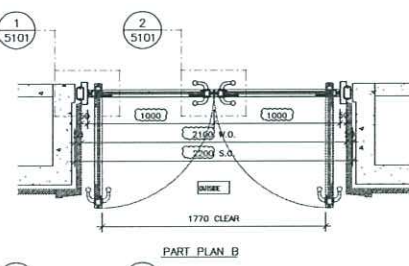
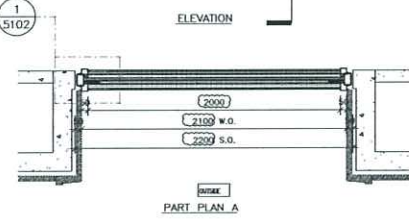
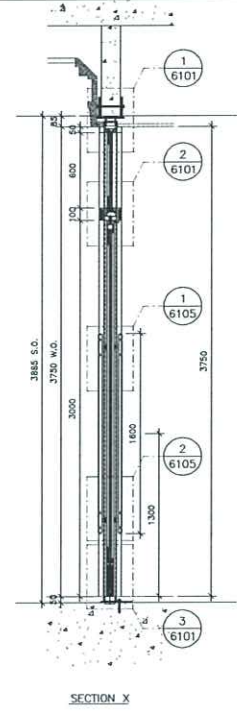
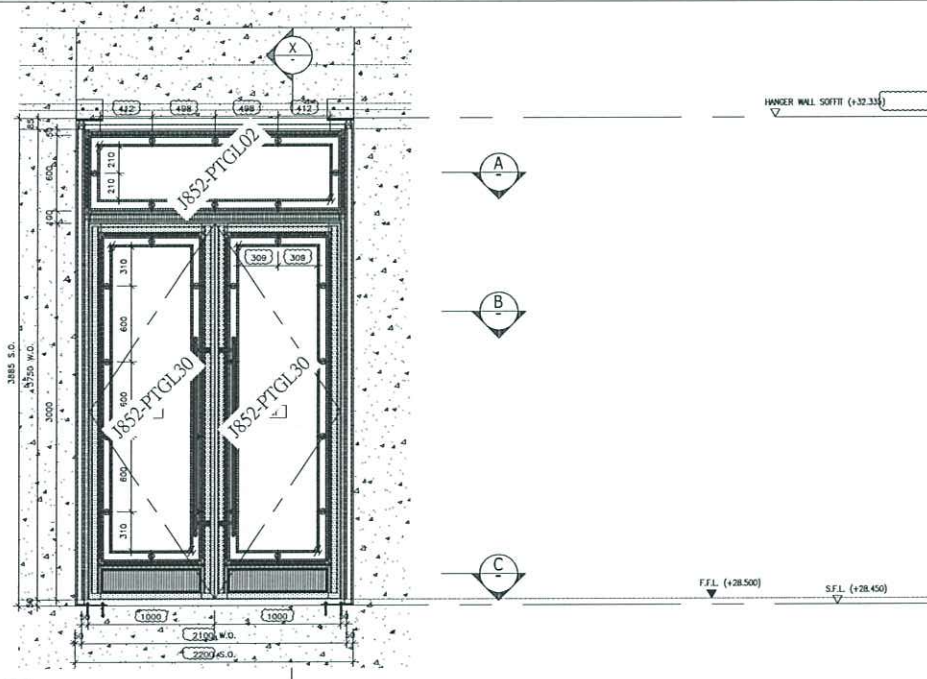
1. F.F.L. — FINISHED FLOOR LEVEL
 2. S.F.L. — STRUCTURAL FLOOR LEVEL
 3. (Z) — REVERSE DETAIL
 4. (T) — 12mm THK TEMPERED GLASS
 5. (T) — 10mm THK TEMPERED GLASS

NO.	MARKING	DESCRIPTION	UNIT
1	12/10(T)	WINDOW GLAZED TO WALL, 12MM THK	MC
2	12/10(T)	WINDOW GLAZED TO WALL, 12MM THK	MC
3	12/10(T)	WINDOW GLAZED TO WALL, 12MM THK	MC
4	12/10(T)	WINDOW GLAZED TO WALL, 12MM THK	MC
5	10/10(T)	WINDOW GLAZED TO WALL, 10MM THK	MC
6	MC	WINDOW	MF

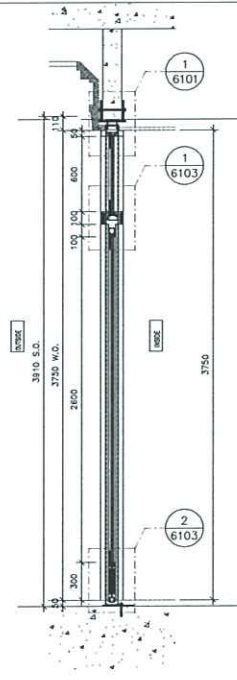
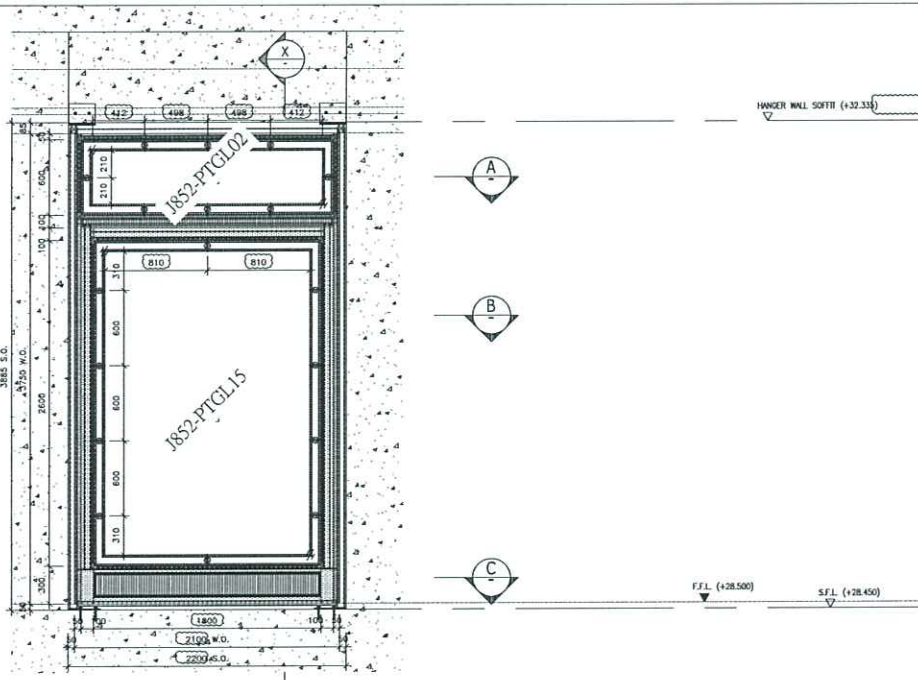
JOB NO. : J-852
 PROJECT : PROPOSED DEVELOPMENT AT KOWLOON ISLAND, LOT Nos., 6035R.P., 6036R.P., 6037R.P., 6038R.P., AND LOT No. 6005
 TITLE : ELEVATION & PART PLAN FOR GLASS WALL(G/F)

DATE : 25-Mar-21 SCALE : 1:40
 DRAWN BY : CJM CHECKED BY : DW

美特铝业有限公司
 MIDTI ALUMINIUM FABRICATOR LTD.
 Units 6-8, Sunny Industrial Centre, 1/F
 810 Che Kwo Ling Road, Kowloon
 Tel: 2489211-4 Fax: 6527727666
 DWG NO. : J052-PDW-4501 REV. : E




FLOOR	LOCATION	GLASS WALL MARK	QTY
G	TOWER 1 LIFT LOBBY	T101/G	1

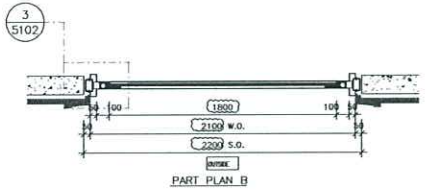


ELEVATION

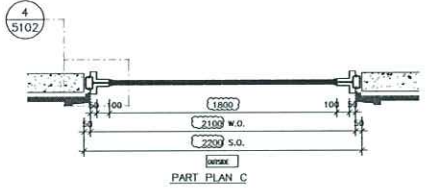
SECTION X



PART PLAN A



PART PLAN B



PART PLAN C

B.D. REF :
 CLIENT :
 ARCHITECT :
 MAIN CONTRACTOR :
 STRUCTURAL ENGINEER :
 FACADE CONSULTANT :

ARCHITECT : **AGC DESIGN LTD**

MAIN CONTRACTOR : **Gammon**

STRUCTURAL ENGINEER : **ARUP**

FACADE CONSULTANT : **MEINHARDT**

- NOTE:
1. ALL DIMENSIONS ARE IN mm.
 2. ALL ELEVATIONS ARE VIEWED FROM OUTSIDE.
 3. ALL DIMENSIONS TO BE VERIFIED ON SITE BEFORE FABRICATION.
- LEGEND:
- X1 DETAIL MARK NO.
 X1001 REFER SHEET NO.
1. F.F.L. — FINISHED FLOOR LEVEL
 2. S.F.L. — STRUCTURAL FLOOR LEVEL
 3. (Symbol) — REINFORCED DETAIL
 4. 12T — 12mm THK TEMPERED GLASS
 5. 10T — 10mm THK TEMPERED GLASS

NO.	DATE	DESCRIPTION	BY
1	14/10/2011	REVISION BASED TO MEK. COMMENT	JK
2	15/10/2011	REVISION BASED TO MEK. COMMENT	JK
3	21/10/2011	REVISION BASED TO MEK. COMMENT	JK
4	27/10/2011	REVISION BASED TO MEK. COMMENT	JK
5	14/11/2011	REVISION BASED TO MEK. COMMENT	JK
6	14/11/2011	REVISION BASED TO MEK. COMMENT	JK

JOB NO. : J-852

PROJECT :
 PROPOSED DEVELOPMENT
 AT KOWLOON ISLAND,
 LOT Nos., 603SR.P., 6036R.P., 6037R.P.,
 6038R.P., AND LOT No. 6005

TITLE :
 ELEVATION & PART PLAN
 FOR GLASS WALL (C/F)

DATE : 25-Mar-21 SCALE : 1/40

DRAWN BY : CJM CHECKED BY : DW

美特鋁質有限公司
 MIDU ALUMINIUM FABRICATOR LTD.

Units 6-8, Sunny Industrial Centre, 1/F
 810 Chee Kwee Ling Road, Kowloon
 Tel: 23489211-4 Fax: (852) 27727866

ENC NO. : J852-PDW-4502 REV. : E

FLOOR	LOCATION	GLASS WALL MARK	QTY
G	TOWER 1 LIFT LOBBY	T102/G	1

BD. REF :

CLIENT :

ARCHITECT :
AGC DESIGN LTD

MAIN CONTRACTOR :
Gammon

STRUCTURAL ENGINEER :
ARUP

FAÇADE CONSULTANT :
MEINHARDT

NOTE:
 1. ALL DIMENSIONS ARE IN mm.
 2. ALL ELEVATIONS ARE VIEWED FROM OUTSIDE.
 3. ALL DIMENSIONS TO BE VERIFIED ON SITE BEFORE FABRICATION.

LEGEND:
 X1 DETAIL MARK NO.
 X001 REVISION SHEET NO.

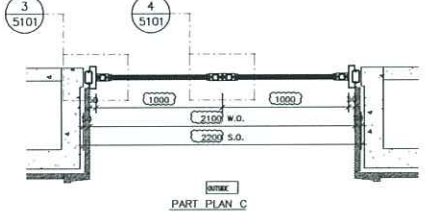
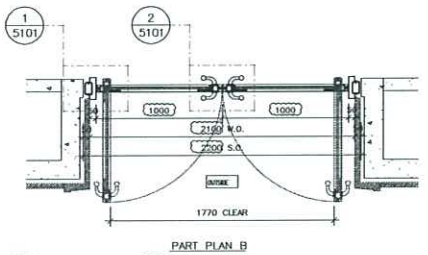
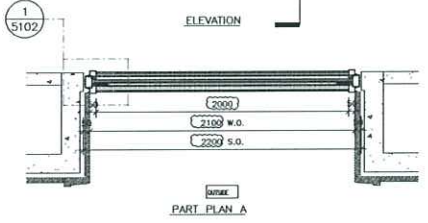
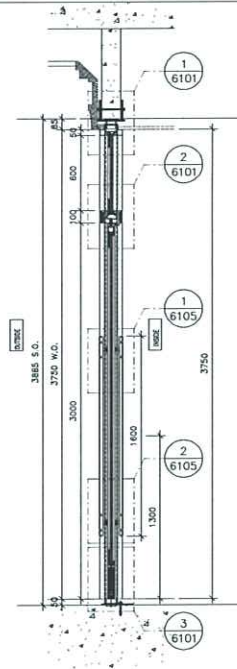
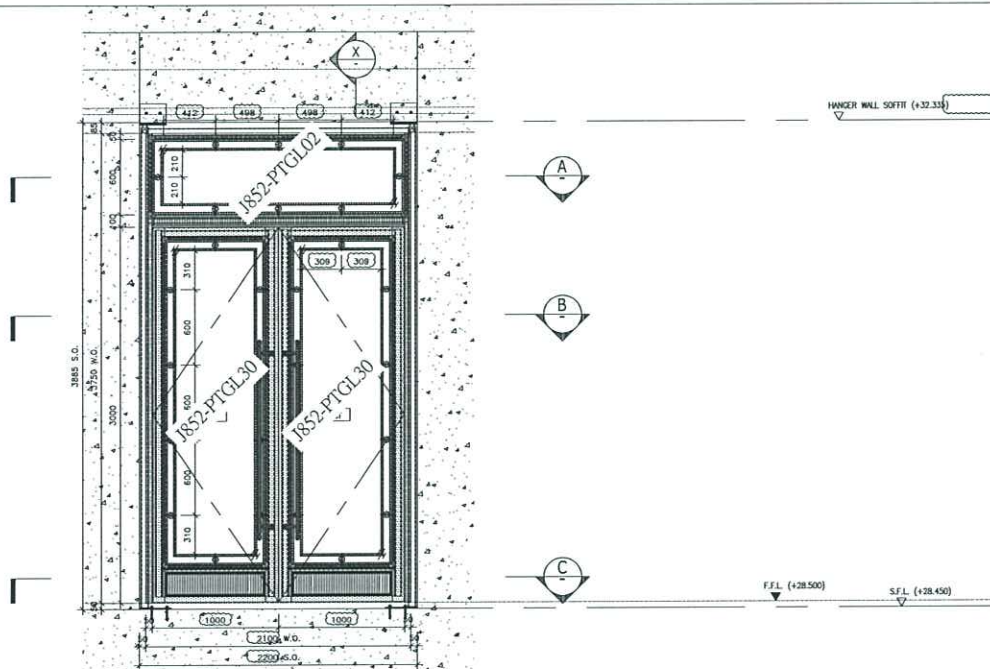
1. F.F.L. — FINISHED FLOOR LEVEL
 2. S.F.L. — STRUCTURAL FLOOR LEVEL
 3. (A) — REMOVED DETAIL
 4. (T2) — 12mm THK TEMPERED GLASS
 5. (T1) — 10mm THK TEMPERED GLASS

NO.	DATE	REVISION	BY
1	10/01/2011	WINDOW SCHEDULE TO AISC COMPANY	DKC
2	14/06/2011	WINDOW SCHEDULE TO AISC COMPANY	DKC
3	21/06/2011	WINDOW SCHEDULE TO AISC COMPANY	DKC
4	27/07/2011	WINDOW SCHEDULE TO AISC COMPANY	DKC
5	12/07/2011	WINDOW SCHEDULE TO AISC COMPANY	DKC
DL		ISSUED	DKC

JOB NO. : J-852
 PROJECT :
 PROPOSED DEVELOPMENT
 AT KOWLOON ISLAND,
 LOT Nos. 603SR.P., 603GR.P., 6037R.P.,
 603BR.P., AND LOT No. 6005
 TITLE :
 ELEVATION & PART PLAN
 FOR GLASS WALL(G/F)

DATE : 25-Mar-21 SCALE : 1:40
 DRAWN BY : CJM CHECKED BY : DW

美特铝业有限公司
MIDI ALUMINIUM FABRICATOR LTD.
 Units 6-8, Suiyee Industrial Centre, 1/F
 610 Che Kwe Ling Road, Kowloon
 Tel: 24882111-4 Fax: 26327727666
 DWG NO. : J852-PCW-4504 REV. : E



FLOOR	LOCATION	GLASS WALL MARK	QTY
G	TOWER 2 LIFT LOBBY	T202/G	1

BD. REF :

CLIENT :

ARCHITECT :
AGC DESIGN LTD

MAIN CONTRACTOR :
Gammon

STRUCTURAL ENGINEER :
ARUP

FAÇADE CONSULTANT :
MEINHARDT

NOTE:
 1. ALL DIMENSIONS ARE IN mm.
 2. ALL DIMENSIONS ARE MEASURED FROM OUTSIDE.
 3. ALL DIMENSIONS TO BE VERIFIED ON SITE BEFORE FABRICATION.

LEGEND:
 X1 — DETAIL MARK NO.
 X001 — REFER SHEET NO.
 1. F.F.L. — FINISHED FLOOR LEVEL
 2. S.F.L. — STRUCTURAL FLOOR LEVEL
 3. (R) — REVERSE DETAIL
 4. (12) — 12mm THK. TEMPERED GLASS
 5. (10) — 10mm THK. TEMPERED GLASS

4	10mm THK	10mm THK TO HOLD CONCRETE	10
4	12mm THK	12mm THK TO HOLD CONCRETE	10
10	10	10	10

JOB NO. : J-852
 PROJECT :
 PROPOSED DEVELOPMENT
 AT KOWLOON INLAND,
 LOT Nos., 6035R.P., 6036R.P., 6037R.P.,
 6038R.P., AND LOT No. 6005

TITLE :
 ELEVATION & PART PLAN
 FOR GLASS WALL(G/F)

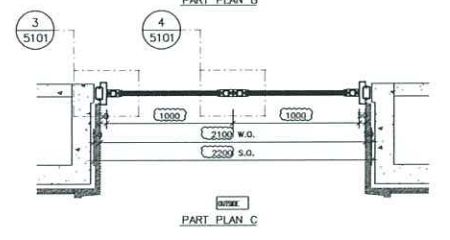
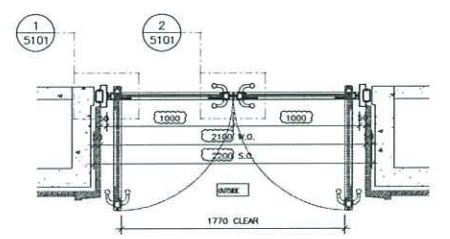
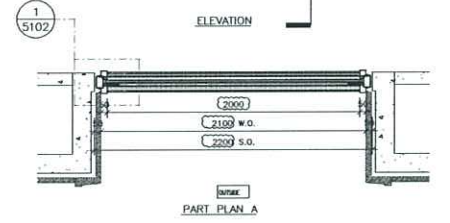
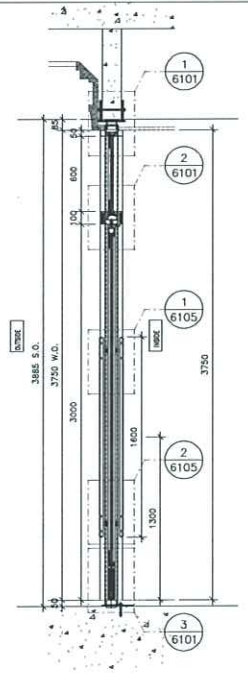
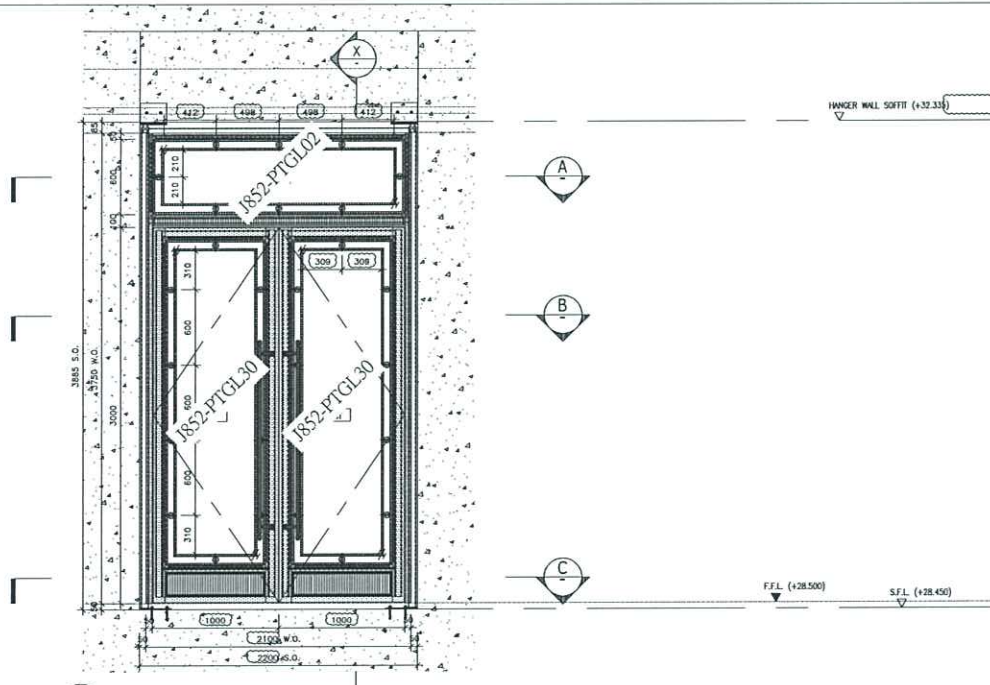
DATE : 25-Mar-20 SCALE : 1:40

DRAWN BY : CSM CHECKED BY : DW



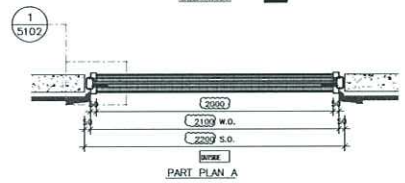
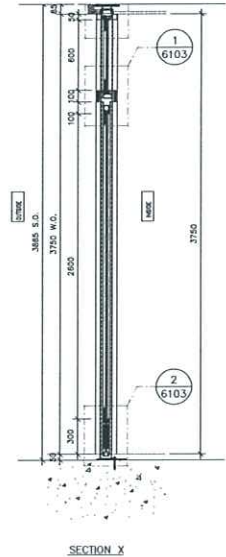
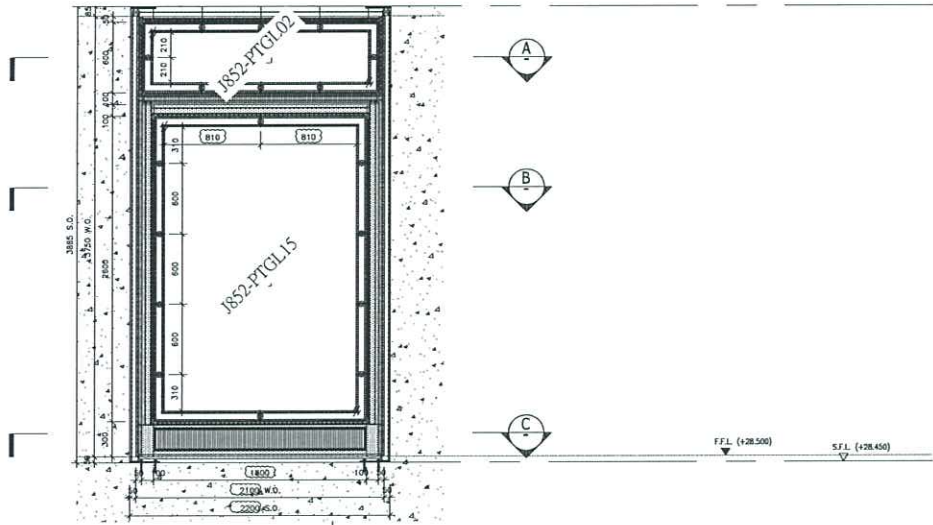
美特鋁質有限公司
MIDI ALUMINIUM FABRICATOR LTD.

Units 6-8, Suiyee Industrial Centre, 1/F
 610 Che Kwo Ling Road, Kowloon
 Tel: 23489211-4 Fax: 85227272666

DWG NO. : J852-PCW-4505 REV. : 0



FLOOR	LOCATION	GLASS WALL MARK	QTY
G	TOWER 3 LIFT LOBBY	T301/G	1



CLIENT :

ARCHITECT :
AGC DESIGN LTD
 香港建築師學會會員
 100, Nathan Road, Kowloon, Hong Kong

MAIN CONTRACTOR :
Gammon

STRUCTURAL ENGINEER :
ARUP

FACADE CONSULTANT:
MEINHARDT

- NOTE:
1. ALL DIMENSIONS ARE IN mm.
 2. ALL ELEVATIONS ARE VIEWED FROM OUTSIDE.
 3. ALL DIMENSIONS TO BE CHECKED ON SITE BEFORE FABRICATION.
- LEGEND:
- (X1) DETAIL MARK NO.
 - (2001) REFER SHEET NO.
1. F.F.L. — FINISHED FLOOR LEVEL
 2. S.F.L. — STRUCTURAL FLOOR LEVEL
 3. (P) — REVERSED DETAIL
 4. 12T — 12mm THK TEMPERED GLASS
 5. 10T — 10mm THK TEMPERED GLASS

1	16/10/2011	REVISION SUBJECT TO AREA CHANGE	DMC
2	24/10/2011	REVISION SUBJECT TO AREA CHANGE	DMC
3	14/11/2011	REVISION SUBJECT TO AREA CHANGE	DMC
4	20/11/2011	REVISION SUBJECT TO AREA CHANGE	DMC
5	10/11/2011	REVISION SUBJECT TO AREA CHANGE	DMC
DR	DATE	REVISION	BY

JOB NO. : J-852

PROJECT :
 PROPOSED DEVELOPMENT
 AT KOWLOON INLAND,
 LOT Nos. 6035R.P., 6036R.P., 6037R.P.,
 6038R.P., AND LOT No. 6005

TITLE :
 ELEVATION & PART PLAN
 FOR GLASS WALL(G/F)

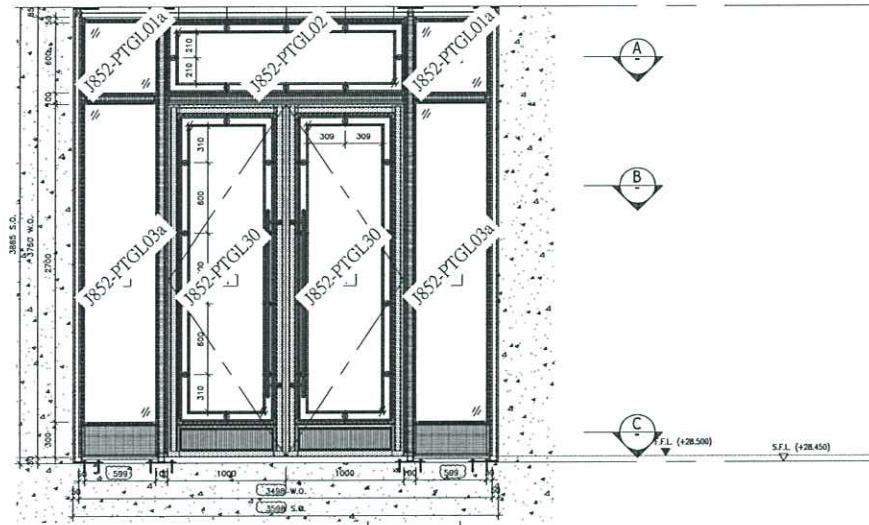
DATE : 25-Mar-21 SCALE : 1:40

DRAWN BY : CJM CHECKED BY : DW

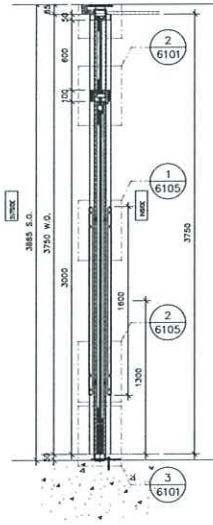
美特鋁質有限公司
MIDI ALUMINIUM FABRICATOR LTD.
 Units 6-8, Sanyee Industrial Centre, 1/F
 810 Che Kwe Ling Road, Kowloon
 Tel: 23482111-4 Fax: (852) 27272688

DMC NO. : J852-PCM-4506 REV. : E

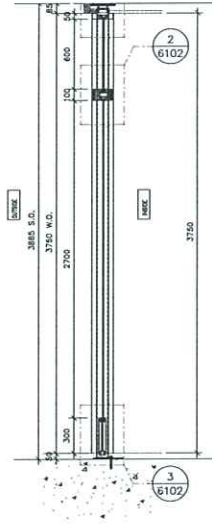
FLOOR	LOCATION	GLASS WALL MARK	QTY
G	TOWER 3 LIFT LOBBY	T302/G	1




ELEVATION



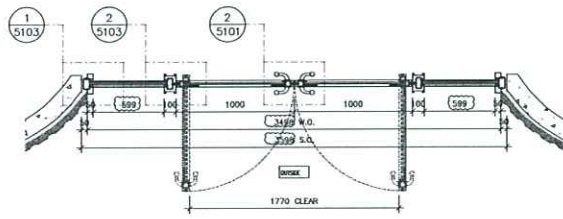
SECTION X



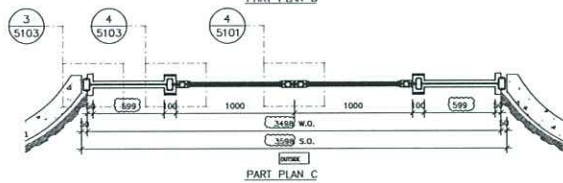
SECTION Y



PART PLAN A



PART PLAN B



PART PLAN C

CLIENT :

PROJECT :

AGC
DESIGN LTD

MAIN CONTRACTOR :

Gammon

STRUCTURAL ENGINEER :

ARUP

FAÇADE CONSULTANT :

MEINHARDT

- NOTE:
1. ALL DIMENSIONS ARE IN mm.
 2. ALL ELEVATIONS ARE VIEWED FROM OUTSIDE.
 3. ALL DIMENSIONS TO BE VERIFIED ON SITE BEFORE FABRICATION.
- LEGEND:
- (X1) DETAIL MARK NO.
(5001) REFER SHEET NO.
1. F.F.L. — FINISHED FLOOR LEVEL
 2. S.F.L. — STRUCTURAL FLOOR LEVEL
 3. (20) — REVERSED DETAIL
 4. (12) — 12mm THK TEMPERED GLASS
 5. (15) — 15mm THK TEMPERED GLASS

NO.	DATE	REVISION	BY
1	14/01/2011	ISSUE FOR TENDER TO ARCHITECT	DK
2	14/01/2011	ISSUE FOR TENDER TO ARCHITECT	DK
3	14/01/2011	ISSUE FOR TENDER TO ARCHITECT	DK
4	14/01/2011	ISSUE FOR TENDER TO ARCHITECT	DK
5	14/01/2011	ISSUE FOR TENDER TO ARCHITECT	DK
6	14/01/2011	ISSUE FOR TENDER TO ARCHITECT	DK

JOB NO. : J-052

PROJECT :

PROPOSED DEVELOPMENT
AT HOWLOON ISLAND,
LOT No. 6035R.P., 6036R.P., 6037R.P.,
6038R.P., AND LOT No. 6005

SITE :

ELEVATION & PART PLAN
FOR GLASS WALL(G/F)

DATE : 25-Mar-21 SCALE : 1:40

DRAWN BY : CUN CHECKED BY : DW

美特鋁質有限公司
MIDI ALUMINIUM FABRICATOR LTD.

Units 6-8, Sunny Industrial Centre, 1/F
510 Cheong Keng Street, Kowloon
Tel: 23488211-4 Fax: (852) 27727966

DWG NO. : J052-PDW-4507 REV. : E

FLOOR	LOCATION	GLASS WALL MARK	QTY
G	CLUBHOUSE LOBBY	CH01/C	1

B.D. REF :

CLIENT :

ARCHITECT :
AGC DESIGN LTD

MAIN CONTRACTOR :
Gammon

STRUCTURAL ENGINEER :
ARUP

FAÇADE CONSULTANT :
MEINHARDT

NOTE:
 1. ALL DIMENSIONS ARE IN mm.
 2. ALL ELEVATIONS ARE VIEWED FROM OUTSIDE.
 3. ALL DIMENSIONS TO BE VERIFIED ON SITE BEFORE FABRICATION.

LEGEND:
 (X1) DETAIL MARK NO.
 (X001) REFER SHEET NO.

1. F.F.L. — FINISHED FLOOR LEVEL
 2. S.F.L. — STRUCTURAL FLOOR LEVEL
 3. (P) — REVERSE DETAIL
 4. (12T) — 12mm THK TEMPERED GLASS
 5. (10T) — 10mm THK TEMPERED GLASS

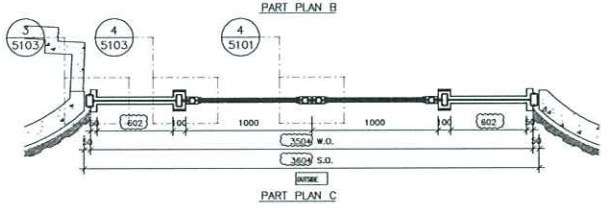
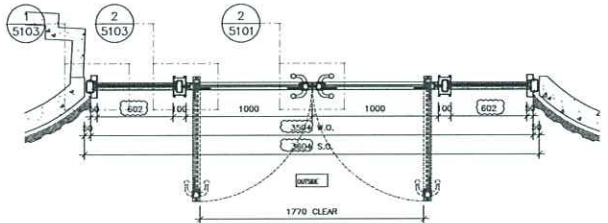
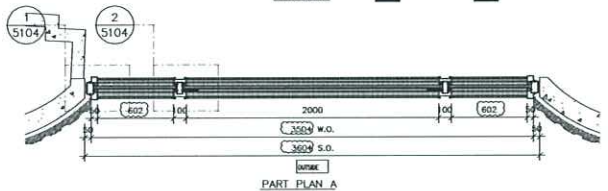
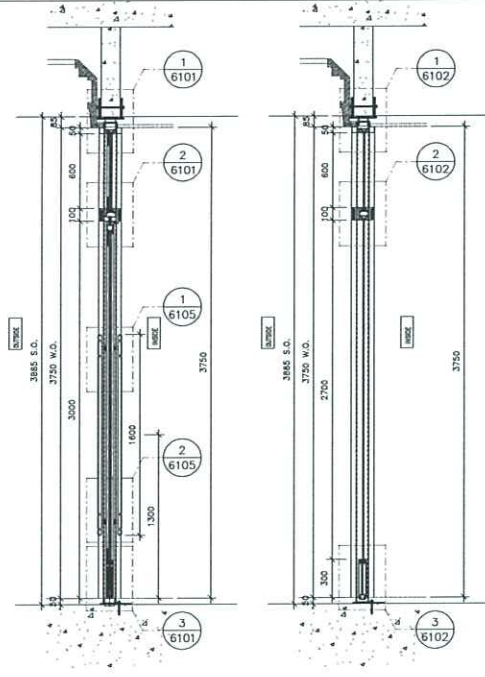
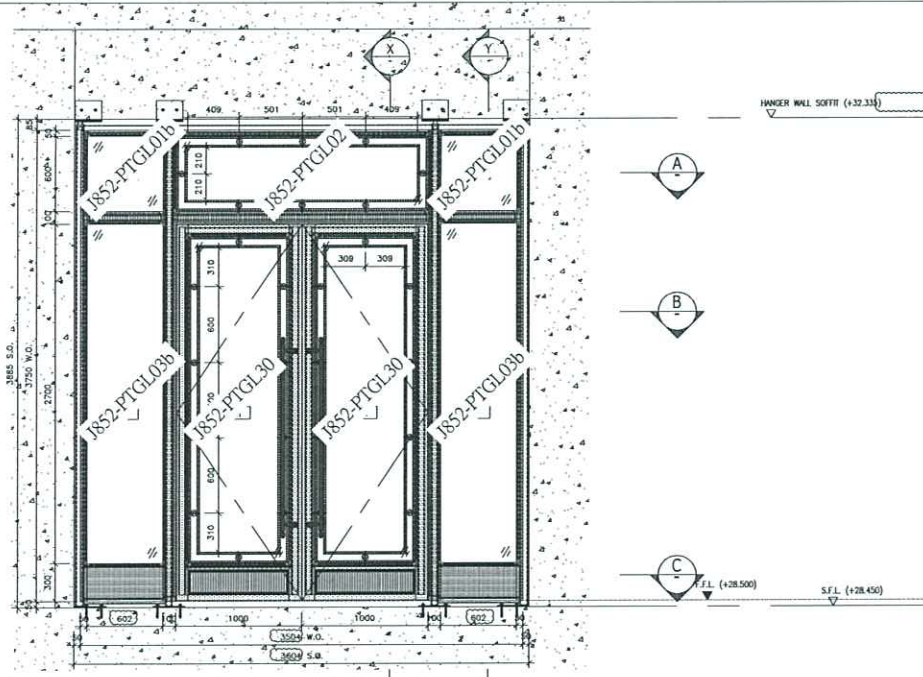
NO.	MARK	REVISION	DATE	BY
1	1/01/2011	WINDOW SCHEDULE TO WALL CORNER		DK
2	2/01/2011	WINDOW SCHEDULE TO WALL CORNER		DK
3	3/01/2011	WINDOW SCHEDULE TO WALL CORNER		DK
4	01/01/2011	WINDOW SCHEDULE TO WALL CORNER		DK
5	10/01/2011	WINDOW SCHEDULE TO WALL CORNER		DK
NO.	DATE	REVISION		BY

JOB NO. : J-852
 PROJECT : PROPOSED DEVELOPMENT AT KOWLOON ISLAND, LOT Nos., 603SR.P., 603GR.P., 603TR.P., 603BR.P., AND LOT No. 6005


TITLE : ELEVATION & PART PLAN FOR GLASS WALL(G/F)

DATE : 25-Mar-21 SCALE : 1:40
 DRAWN BY : CJM CHECKED BY : DW

美特鋁質有限公司
 MIDI ALUMINIUM FABRICATION LTD.
 Units 6-8, Sunny Industrial Centre, 1/F
 610 Che Kwo Ling Road, Kowloon
 Tel: 2469211-4 Fax: 2462277/27666
 DWG NO. : J852-PDW-4508 REV. : E

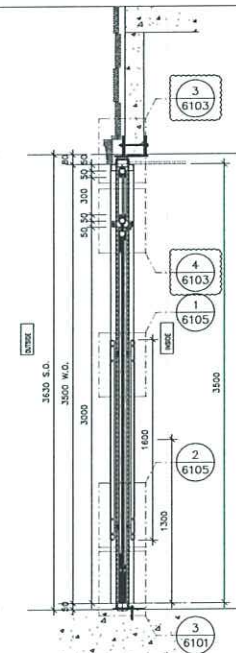


FLOOR	LOCATION	GLASS WALL MARK	QTY
G	CLUBHOUSE SITTING AREA	CH02/G	1




ELEVATION

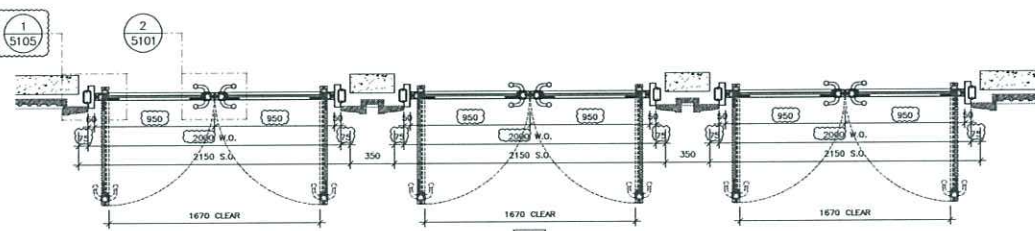
HANGER WALL SOFFIT (+32.080)




SECTION X



PART PLAN A



PART PLAN B



PART PLAN C

B.O. REF :

CLIENT :

ARCHITECT :
AGC DESIGN LTD

M&E CONTRACTOR :
Gammon

STRUCTURAL ENGINEER :
ARUP

FAÇADE CONSULTANT :
MEINHARDT

NOTE:
1. ALL DIMENSIONS ARE IN MM.
2. ALL ELEVATIONS ARE VIEWED FROM OUTSIDE.
3. ALL DIMENSIONS TO BE VERIFIED ON SITE BEFORE FABRICATION.

LEGEND:
X1 - DETAIL MARK NO.
X001 - REFER SHEET NO.

1. F.F.L. --- FINISHED FLOOR LEVEL
2. S.F.L. --- STRUCTURAL FLOOR LEVEL
3. (A) --- REINFORCED DETAIL
4. (12T) --- 12mm THK. TEMPERED GLASS
5. (10T) --- 10mm THK. TEMPERED GLASS

1	16/10/2011	REVISION BASED TO MEK CONSENT	MEK
2	22/10/2011	REVISION BASED TO MEK CONSENT	MEK
3	21/11/2011	REVISION BASED TO MEK CONSENT	MEK
4	27/12/2011	REVISION BASED TO MEK CONSENT	MEK
5	15/01/2012	REVISION BASED TO MEK CONSENT	MEK
6			MEK

JOB NO. : J-852

PROJECT :
PROPOSED DEVELOPMENT
AT KOWLOON ISLAND,
LOT Nos. 6035R.P., 6036R.P., 6037R.P.,
6038R.P., AND LOT No. 6005

TITLE :
ELEVATION & PART PLAN
FOR GLASS WALL (G/F)

DATE : 25-Mar-21 SCALE : 1:40

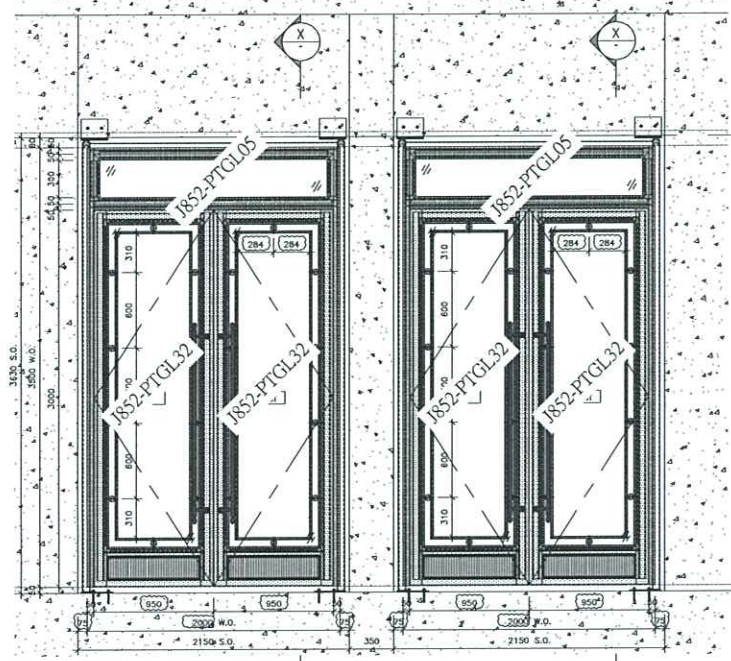
ISSUED BY : CJM CHECKED BY : DW

美特鋁質有限公司
MIDI ALUMINIUM FABRICATOR LTD.

Units 6-8, Sanyu Industrial Centre, 1/F
610 Che Kwe Ling Road, Kowloon
Tel: 23882211-4 Fax: 26327727666

DWG NO. : J052-PDW-4509 REV. : E

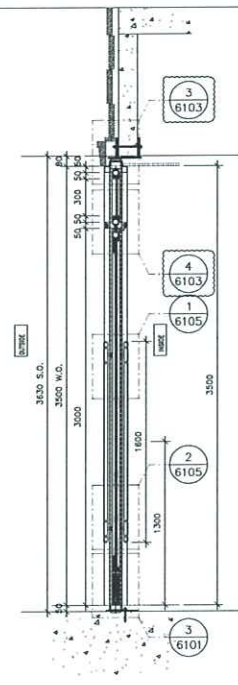
FLOOR	LOCATION	GLASS WALL MARK	QTY
G	CLUBHOUSE LOUNGE	CH03/G	1



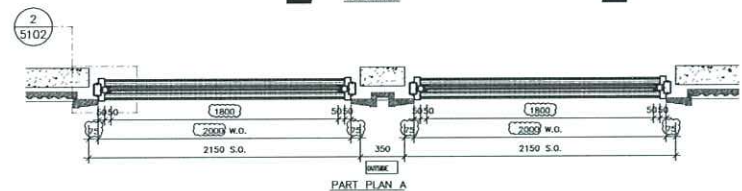
ELEVATION

INNER WALL SOFFIT (+32.080)

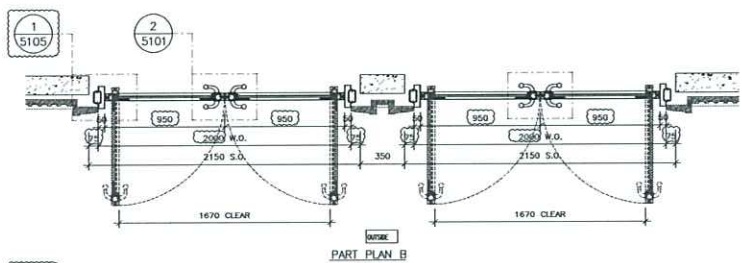
F.F.L. (+28.500) S.F.L. (+28.450)



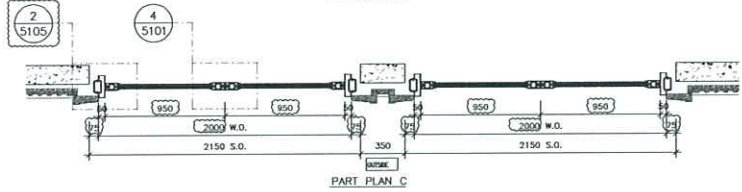
SECTION X



PART PLAN A



PART PLAN B



PART PLAN C

8.D. REF :

CLIENT :

PROJECT :
AGC DESIGN LTD

MAIN CONTRACTOR :
Gammon

STRUCTURAL ENGINEER :
ARUP

FACE CONSULTANT :
MEINHARDT

NOTE:
 1. ALL DIMENSIONS ARE IN mm.
 2. ALL ELEVATIONS ARE VIEWED FROM OUTSIDE.
 3. ALL DIMENSIONS TO BE VERIFIED ON SITE BEFORE FABRICATION.

LEGEND:
 X1 — DETAIL MARK NO.
 X001 — REVER SHEET NO.

1. F.F.L. — FINISHED FLOOR LEVEL
 2. S.F.L. — STRUCTURAL FLOOR LEVEL
 (A) — REMOVED DETAIL
 4. 12T — 12mm THK TEMPERED GLASS
 5. 10T — 10mm THK TEMPERED GLASS

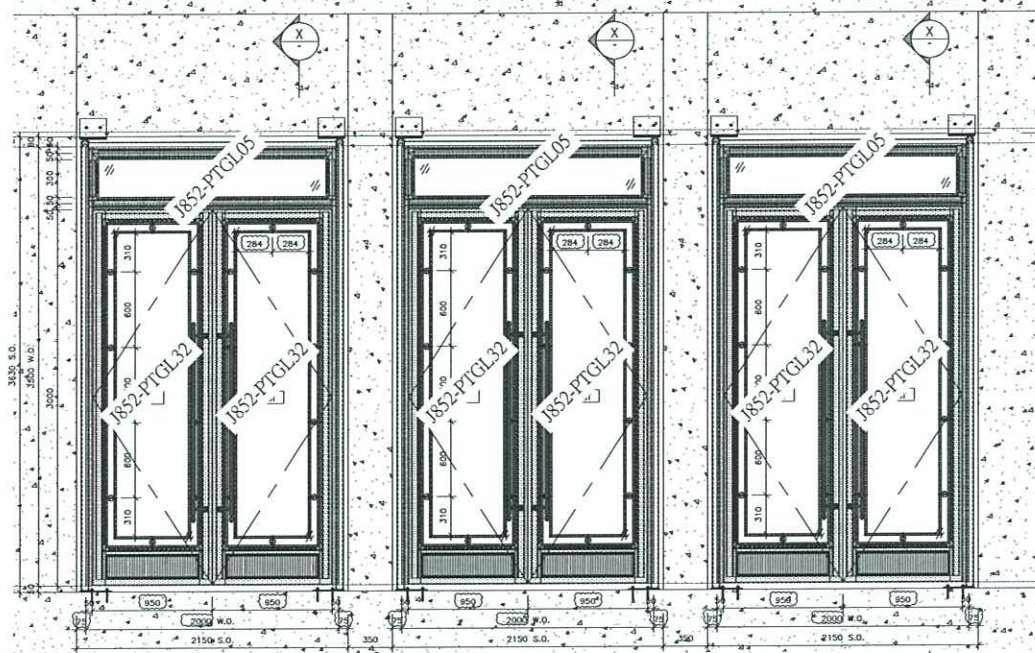
1	14/10/2011	WINDOW SCHEDULE TO WALL CORNER	DK
2	14/10/2011	WINDOW SCHEDULE TO WALL CORNER	DK
3	14/10/2011	WINDOW SCHEDULE TO WALL CORNER	DK
4	14/10/2011	WINDOW SCHEDULE TO WALL CORNER	DK
5	14/10/2011	WINDOW SCHEDULE TO WALL CORNER	DK
6	DK	WINDOW	DF

JOB NO. : J-852
 PROJECT : PROPOSED DEVELOPMENT AT KOWLOON ISLAND, LOT Nos., 603SR.P., 603GR.P., 603TR.P., AND LOT No. 600S
 TITLE : ELEVATION & PART PLAN FOR GLASS WALL(G/F)

DATE : 25-Mar-21 SCALE : 1:40
 DRAWN BY : CJM CHECKED BY : DW

美特鋁質有限公司
 MIDU ALUMINIUM FABRICATOR LTD.
 Units 6-8, Szeary Industrial Centre, 1/F
 610 Che Kwo Ling Road, Kowloon
 Tel: 23482211-4 Fax: 2327727666
 DWG NO. : J852-PCW-4510 REV. : E

FLOOR	LOCATION	GLASS WALL MARK	QTY
G	CLUBHOUSE M.F. RM.1	CH04/G	1

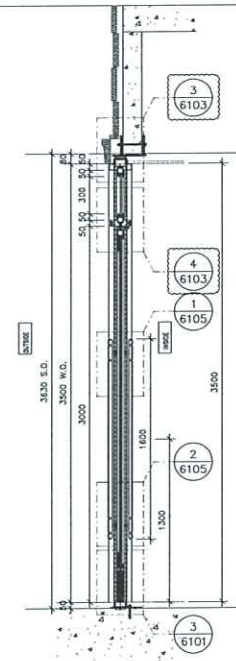


ELEVATION

HANGER WALL SOFFIT (+32.080)



F.F.L (+28.500) S.F.L (+28.450)



SECTION X

B.D. REF :

CLIENT :

ARCHITECT : **AGC DESIGN LTD**

MAIN CONTRACTOR : **Gammon**

STRUCTURAL ENGINEER : **ARUP**

FAÇADE CONSULTANT : **MEINHARDT**

- NOTE:
1. ALL DIMENSIONS ARE IN mm.
 2. ALL ELEVATIONS ARE VIEWED FROM OUTSIDE.
 3. ALL DIMENSIONS TO BE VERIFIED ON SITE BEFORE FABRICATION.

- LEGEND :
- (X) DETAIL MARK NO.
(XXX) REFER SHEET NO.
1. F.F.L. — FINISHED FLOOR LEVEL
 2. S.F.L. — STRUCTURAL FLOOR LEVEL
 3. (P) — FINISHED DECK
- (G) 12mm TIK TEMPERED GLASS
(H) 10mm TIK TEMPERED GLASS

1	16/7/2011	REVISION BASED TO IBCL COMMENT	MC
2	16/8/2011	REVISION BASED TO IBCL COMMENT	MC
3	17/8/2011	REVISION BASED TO IBCL COMMENT	MC
4	27/7/2011	REVISION BASED TO IBCL COMMENT	MC
5	12/7/2011	REVISION BASED TO IBCL COMMENT	MC
6			MC

JOB NO. : J-852

PROJECT : PROPOSED DEVELOPMENT AT KOWLOON ISLAND, LOT Nos., 6035R.P., 6036R.P., 6037R.P., 6038R.P., AND LOT No. 6005

TITLE : ELEVATION & PART PLAN FOR GLASS WALL(G/P)


DATE : 25-Mar-21 SCALE : 1:40

DRAWN BY : CJM CHECKED BY : DW

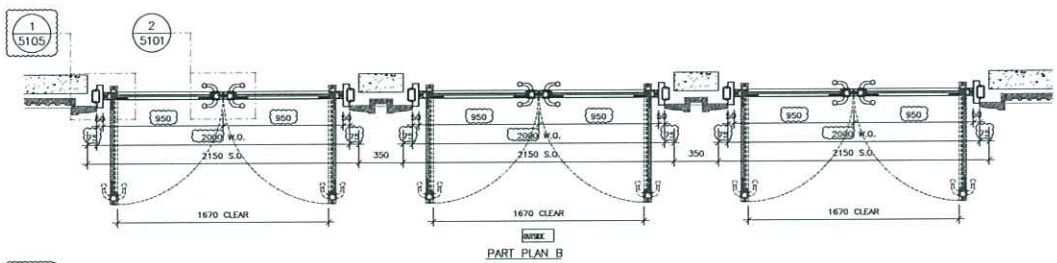
美特鋁質有限公司
MIDI ALUMINIUM FABRICATOR LTD.

Units 6-8, Sunny Industrial Centre, 1/F
610 Che Kwo Ling Road, Kowloon
Tel: 23489211-4 Fax: (852) 27727666

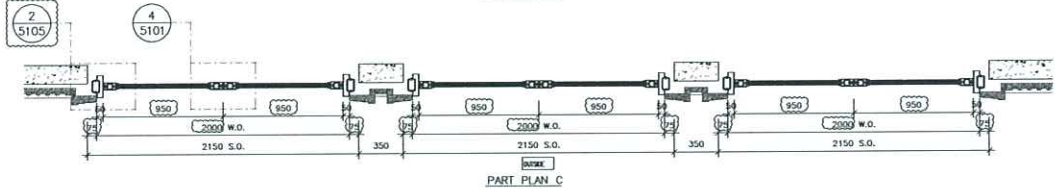
DWG NO. : JB52-PDW-4511 REV. : E



PART PLAN A

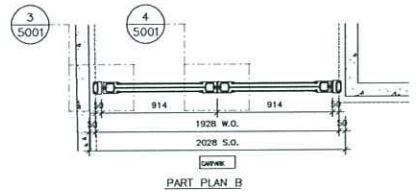
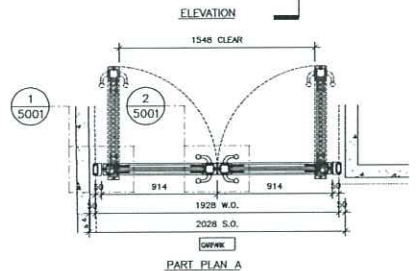
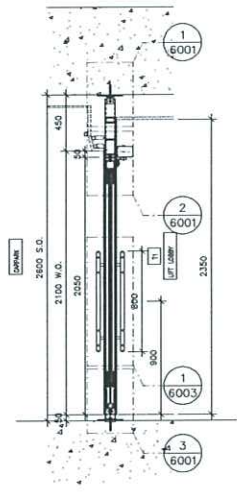
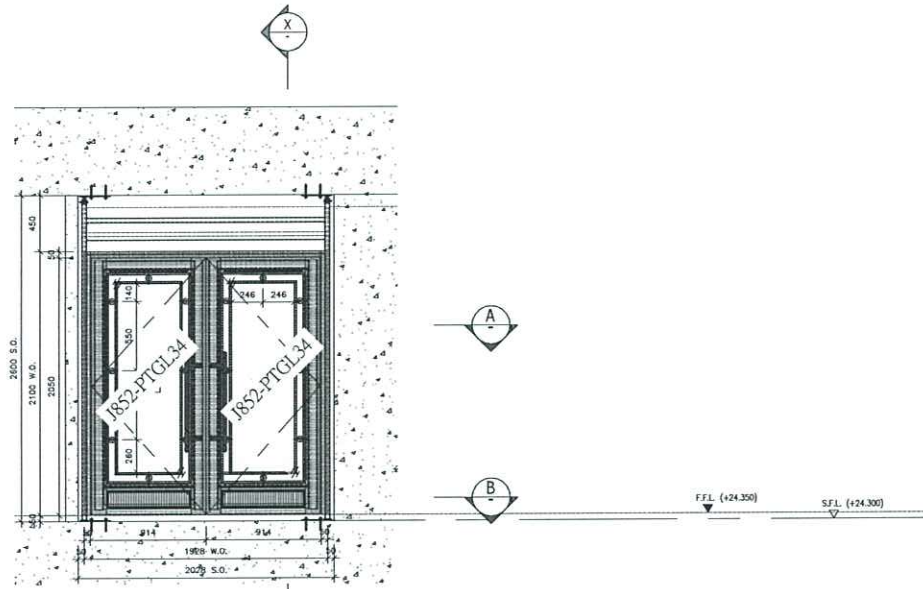


PART PLAN B



PART PLAN C

FLOOR	LOCATION	GLASS WALL MARK	QTY
G	CLUBHOUSE M.F. RM.2	CH05/G	1



BD. REF.:

CLIENT:

ARCHITECT:
AGC DESIGN LTD
 香港建築師學會會員
 22, Shek Kwan Street, Shek Kwan, Kowloon, Hong Kong

MAIN CONTRACTOR:
Gammon

STRUCTURAL ENGINEER:
ARUP

FAÇADE CONSULTANT:
MEINHARDT

NOTE:
 1. ALL DIMENSIONS ARE IN mm.
 2. ALL ELEVATIONS ARE VIEWED FROM OUTSIDE.
 3. ALL DIMENSIONS TO BE VERIFIED ON SITE BEFORE FABRICATION.

LEGEND:
 X1 DETAIL MARK NO.
 X001 REFER SHEET NO.

1. F.F.L. — FINISHED FLOOR LEVEL.
 2. S.F.L. — STRUCTURAL FLOOR LEVEL.
 3. (A) — REMOVED DEWEL.
 4. (L2) — 12mm THK TEMPERED GLASS
 5. (L07) — 10mm THK TEMPERED GLASS

B	16/06/2011	REVISION BASED TO MEAS. CONFORM	DW
C	21/06/2011	REVISION BASED TO MEAS. CONFORM	DW
E	02/07/2011	REVISION BASED TO MEAS. CONFORM	DW
F	14/07/2011	REVISION BASED TO MEAS. CONFORM	DW
H			DW

JOB NO.: J-852
 PROJECT:
 PROPOSED DEVELOPMENT
 AT KOWLOON ISLAND,
 LOT Nos., 6035R.P., 6036R.P., 6037R.P.,
 6038R.P., AND LOT No. 6005
 TITLE:
 ELEVATION & PART PLAN
 FOR GLASS WALL(LG4)

DATE: 25-Mar-20 SCALE: 1:40

DRAWN BY: CJM CHECKED BY: DW

美特鋁質有限公司
MIDI ALUMINIUM FABRICATOR LTD.
 Units 6-8, Suenyee Industrial Centre, 1/F
 610 Chee Kwee Ling Road, Hong Kong
 Tel: 23480211-4 Fax: (852) 27727666

FLOOR	LOCATION	GLASS WALL MARK	QTY
LG4	TOWER 1 LIFT LOBBY	T101/LG4	1

DWG NO.: J852-PDW-4401 REV.: 0

BD. REF :

CLIENT :

ARCHITECT :
AGC DESIGN LTD

MARK CONTRACTOR :
Gammon

STRUCTURAL ENGINEER :
ARUP

FACE CONSULTANT :
MEINHARDT

NOTE:
 1. ALL DIMENSIONS ARE IN mm.
 2. ALL ELEVATIONS ARE VIEWED FROM OUTSIDE.
 3. ALL DIMENSIONS TO BE VERIFIED ON SITE BEFORE FABRICATION.

LEGEND:
 X1 DETAIL MARK NO.
 X001 REFER SHEET NO.
 1. F.F.L. — FINISHED FLOOR LEVEL
 2. S.F.L. — STRUCTURAL FLOOR LEVEL
 3. (R) — REVERSED DETAIL
 4. (12) — 12mm THK TEMPERED GLASS
 5. (10) — 10mm THK TEMPERED GLASS

1	12/10/11	WINDOW GLAZED TO WALL, WINDOW	MC
2	12/10/11	WINDOW GLAZED TO WALL, WINDOW	MC
3	12/10/11	WINDOW GLAZED TO WALL, WINDOW	MC
4	14/10/11	WINDOW GLAZED TO WALL, WINDOW	MC
MC	MC	WINDOW	BY

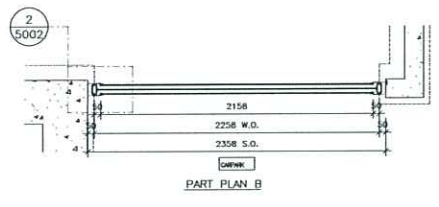
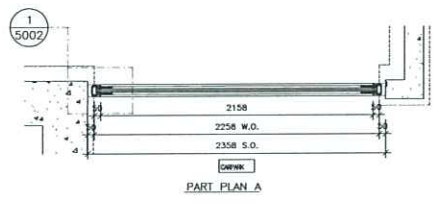
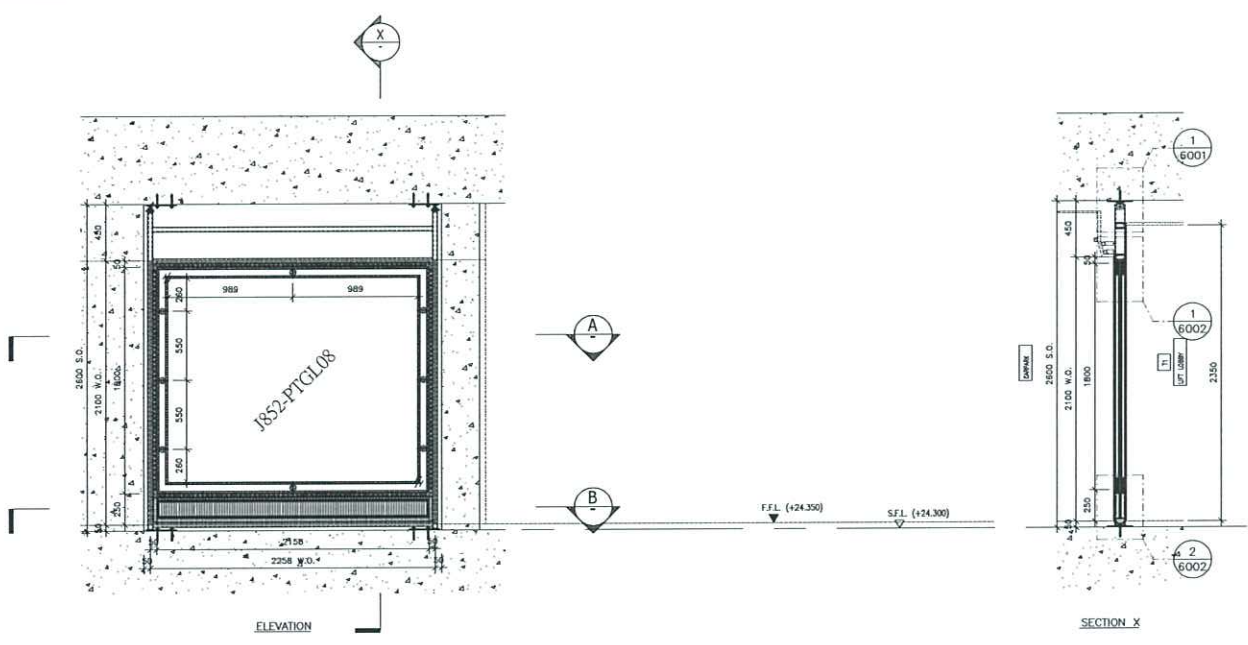
JOB NO. : J-852
 PROJECT :
 PROPOSED DEVELOPMENT
 AT KOWLOON ISLAND,
 LOT Nos., 6035R.P., 6036R.P., 6037R.P.,
 6038R.P., AND LOT No. 6005

TITLE :
 ELEVATION & PART PLAN
 FOR GLASS WALL (LG 4)

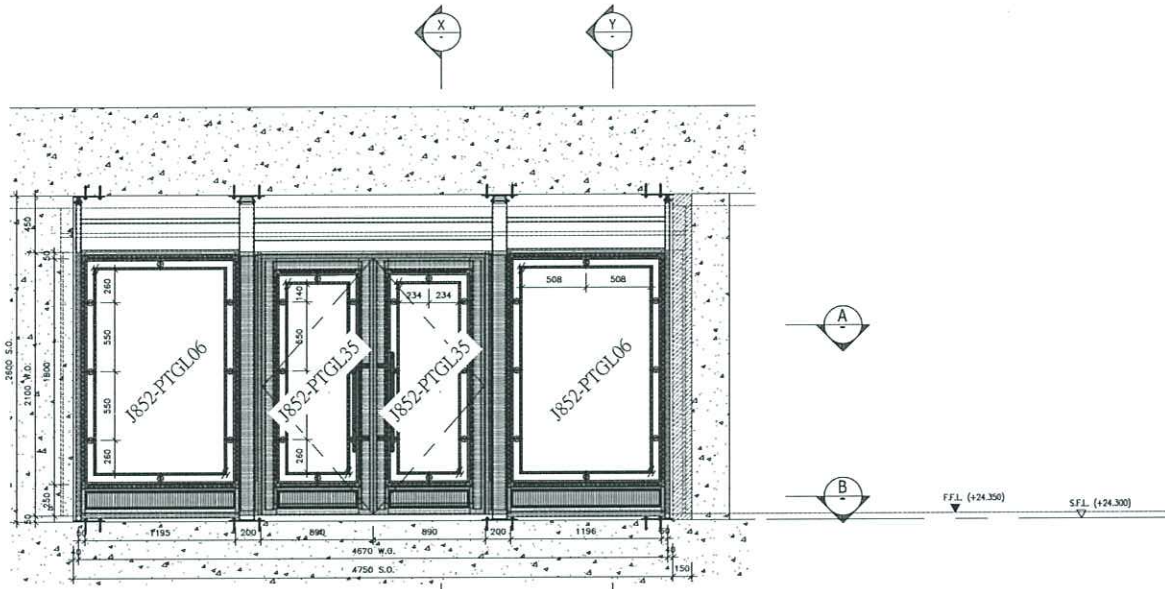
DATE : 25-Mar-20 SCALE : 1:40

DRAWN BY : CJM CHECKED BY : DW

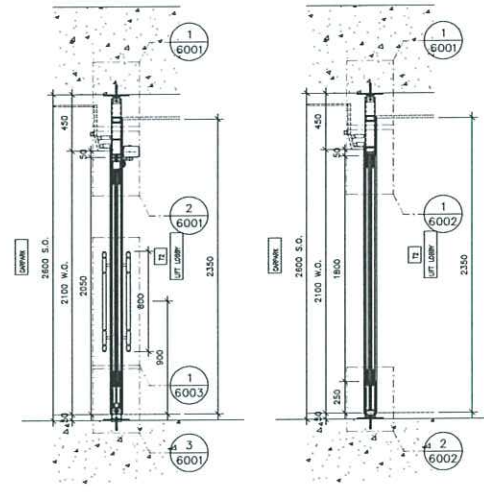
美特鋁質有限公司
MIDI ALUMINIUM FABRICATOR LTD.
 Units 6-8, Sunny Industrial Centre, 1/F
 610 Che Kwo Ling Road, Kowloon
 Tel: 2489211-4 Fax: 85227727666
 DWG NO. : J052-PDW-4402 REV. : D



FLOOR	LOCATION	GLASS WALL MARK	QTY
LG4	TOWER 1 LIFT LOBBY	T102/LG4	1

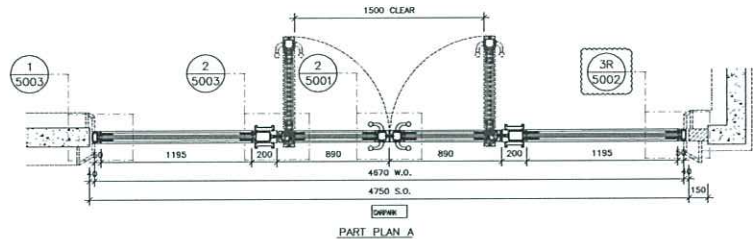


ELEVATION

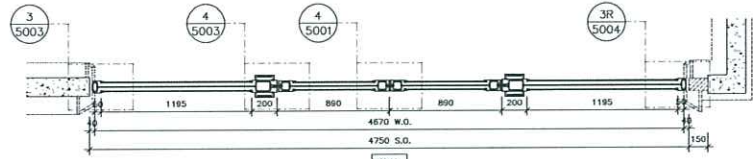


SECTION X

SECTION Y



PART PLAN A



PART PLAN B

B.D. REF :

CLIENT :

ARCHITECT :
AGC DESIGN LTD

MAIN CONTRACTOR :
Gammon

STRUCTURAL ENGINEER :
ARUP

FAÇADE CONSULTANT :
MEINHARDT

NOTE:
1. ALL DIMENSIONS ARE IN mm.
2. ALL ELEVATIONS ARE VIEWED FROM OUTSIDE.
3. ALL DIMENSIONS TO BE VERIFIED ON SITE BEFORE FABRICATION.

LEGEND:
X1 DETAIL MARK NO.
X001 REFER SHEET NO.

1. F.F.L. --- FINISHED FLOOR LEVEL
2. S.F.L. --- STRUCTURAL FLOOR LEVEL
3. (R) --- REVERSE DETAIL
4. 12T --- 12mm THK. TEMPERED GLASS
5. 10T --- 10mm THK. TEMPERED GLASS

1	14/01/2011	REVISION BASED TO MEH. COMMENT	MEH
2	15/01/2011	REVISION BASED TO MEH. COMMENT	MEH
3	21/01/2011	REVISION BASED TO MEH. COMMENT	MEH
4	12/07/2011	REVISION BASED TO MEH. COMMENT	MEH
5	14/07/2011	REVISION BASED TO MEH. COMMENT	MEH
DL	SHC	REVISION	SHC

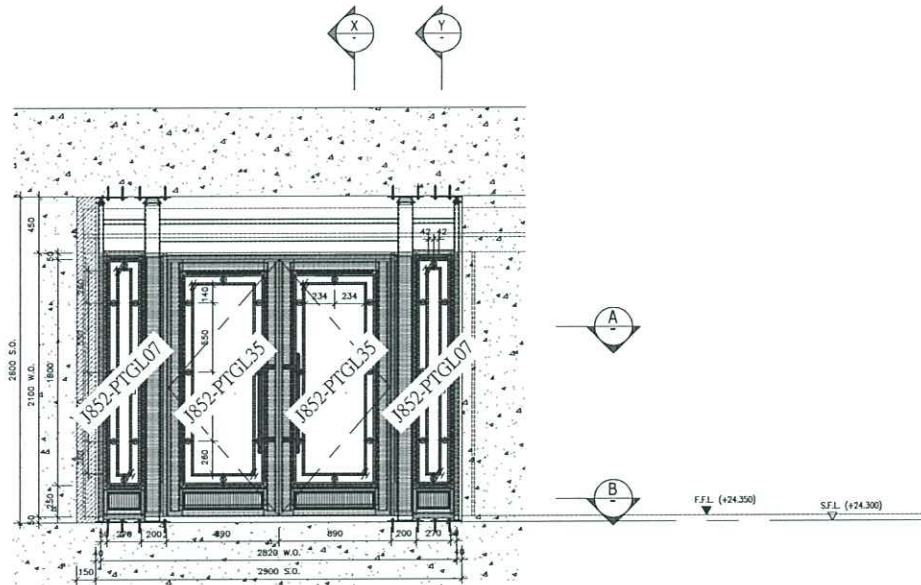
JOB NO. : J-852
PROJECT : PROPOSED DEVELOPMENT AT KOWLOON ISLAND, LOT Nos., 6033R.P., 6036R.P., 6037R.P., 6038R.P., AND LOT No. 6005
TITLE : ELEVATION & PART PLAN FOR GLASS WALL (LG4)

DATE : 25-Mar-20 SCALE : 1:40

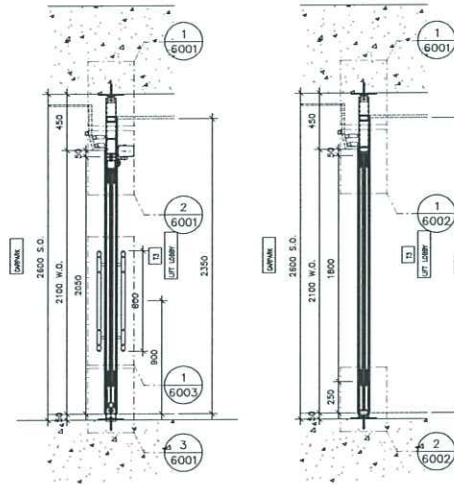
DRAWN BY : CJM CHECKED BY : DW

美特鋁質有限公司
MIDI ALUMINIUM FABRICATOR LTD.
Units 6-8, Sze-yee Industrial Centre, 1/F
610 Che Kwo Ling Road, Kowloon
Tel: 23489211-4 Fax: 602327727666
DWG NO. : J852-PDW-4403 REV. : E

FLOOR	LOCATION	GLASS WALL MARK	QTY
LG4	TOWER 2 LIFT LOBBY	T201/LG4	1

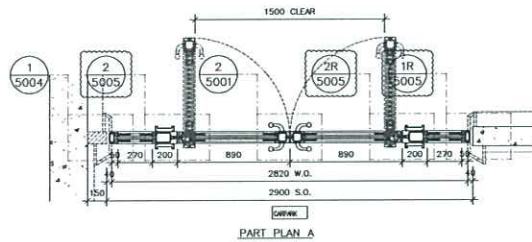


ELEVATION

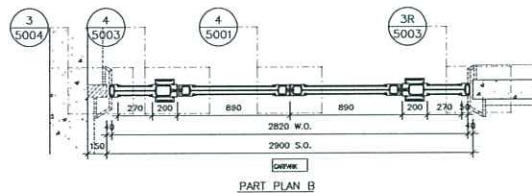


SECTION X

SECTION Y



PART PLAN A



PART PLAN B

BD. REF :

CLIENT :

ARCHITECT :
AGC DESIGN LTD

MAIN CONTRACTOR :
Gammon

STRUCTURAL ENGINEER :
ARUP

FAÇADE CONSULTANT:
MEINHARDT

NOTE :

1. ALL DIMENSIONS ARE IN mm.
2. ALL ELEVATIONS ARE VIEWED FROM OUTSIDE.
3. ALL DIMENSIONS TO BE VERIFIED ON SITE BEFORE FABRICATION.

LEGEND :

- 21 DETAIL MARK NO.
- X001 REFER SHEET NO.
- 1. F.F.L. — FINISHED FLOOR LEVEL
- 2. S.F.L. — STRUCTURAL FLOOR LEVEL
- 3. (R) REVERSE DETAIL
- 4. (12) 12mm THK. TEMPERED GLASS
- 5. (10) 10mm THK. TEMPERED GLASS

1	14/10/2011	REVISION BASED TO MEH. COMMENT	MEH
2	14/10/2011	REVISION BASED TO MEH. COMMENT	MEH
3	21/10/2011	REVISION BASED TO MEH. COMMENT	MEH
4	12/11/2011	REVISION BASED TO MEH. COMMENT	MEH
5	14/11/2011	REVISION BASED TO MEH. COMMENT	MEH
6	MEH	REVISION	MEH

JOB NO. : J-852

PROJECT :
PROPOSED DEVELOPMENT
AT KOWLOON ISLAND,
LOT Nos., 603SR.P., 603GR.P., 6037R.P.,
603BR.P., AND LOT No. 6005

TITLE :
ELEVATION & PART PLAN
FOR GLASS WALL(LG4)

DATE : 25-Mar-20 SCALE : 1:40

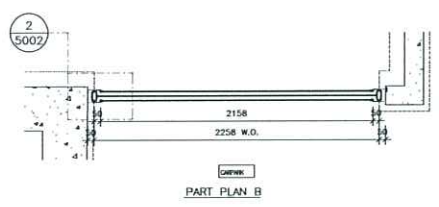
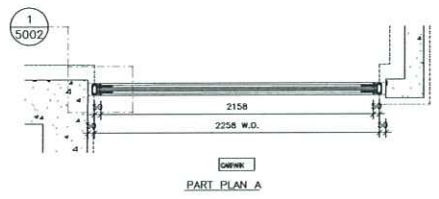
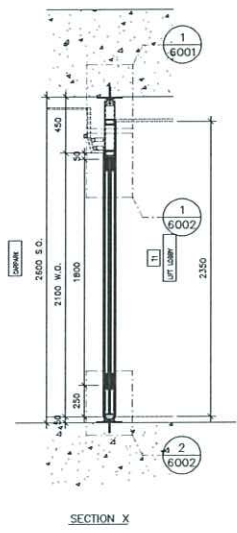
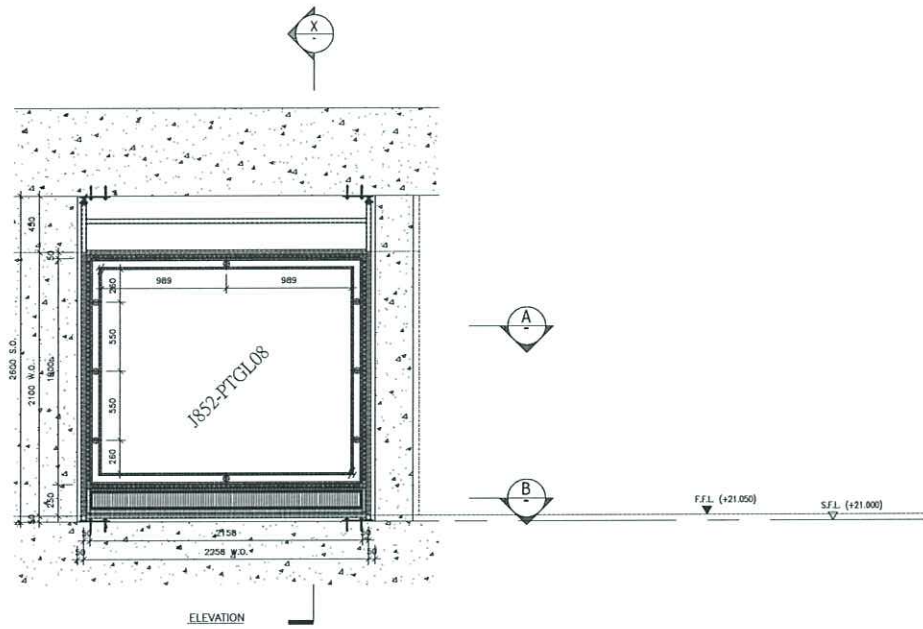
DRAWN BY : CJM CHECKED BY : DW

美特鋁質有限公司
MIDI ALUMINIUM FABRICATOR LTD.

Units 8-8, Sze-yee Industrial Centre, 1/F
610 Che Kwe Ling Road, Kowloon
Tel: 2480211-4 Fax: 2427772/7686

DWG NO. : J852-PCW-4404 REV. : E

FLOOR	LOCATION	GLASS WALL MARK	QTY
LG4	TOWER 3 LIFT LOBBY	T301/LG4	1



8.A. REF :

CLIENT :

ARCHITECT : **AGC DESIGN LTD**

MAIN CONTRACTOR : **Gammon**

STRUCTURAL ENGINEER : **ARUP**

FAÇADE CONSULTANT : **MEINHARDT**

- NOTE :
1. ALL DIMENSIONS ARE IN mm.
 2. ALL ELEVATIONS ARE VIEWED FROM OUTSIDE.
 3. ALL DIMENSIONS TO BE VERIFIED ON SITE BEFORE FABRICATION.
- LEGEND :
- X1 — DETAIL MARK NO.
X001 — MASTER SHEET NO.
1. F.F.L. — FINISHED FLOOR LEVEL.
 2. S.F.L. — STRUCTURAL FLOOR LEVEL.
 3. (P) — REVERSE DETAIL.
 4. (12) — 12mm THK TEMPERED GLASS
 5. (10) — 10mm THK TEMPERED GLASS

8	ALUMINIUM	WINDOW FRAMES TO WALL JOINTS	MC
9	FUNCTION	WINDOW FRAMES TO WALL JOINTS	MC
10	ALUMINIUM	WINDOW FRAMES TO WALL JOINTS	MC
11	ALUMINIUM	WINDOW FRAMES TO WALL JOINTS	MC
12	WALL	WALLS	BT

JOB NO. : J-852

PROJECT : PROPOSED DEVELOPMENT AT KOWLOON ISLAND, LOT Nos., 6035R.P., 6036R.P., 6037R.P., 6038R.P., AND LOT No. 6005

TITLE : ELEVATION & PART PLAN FOR GLASS WALL(LG3)

DATE : 25-Mar-20 SCALE : 1:40

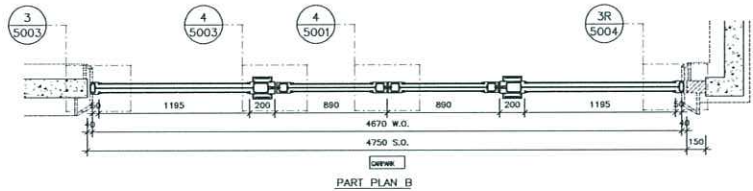
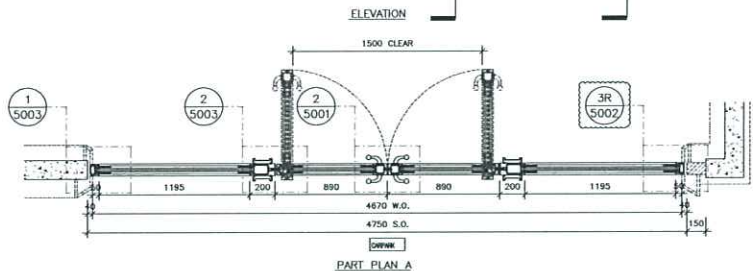
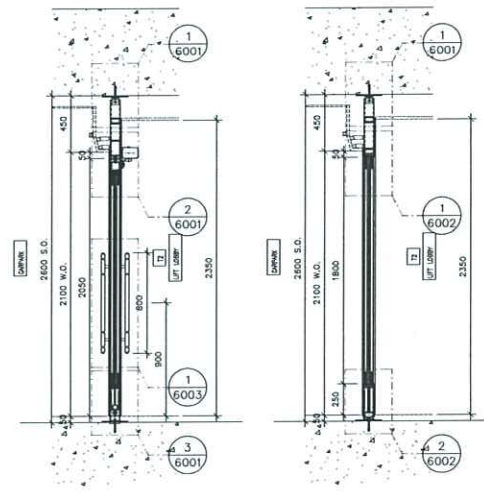
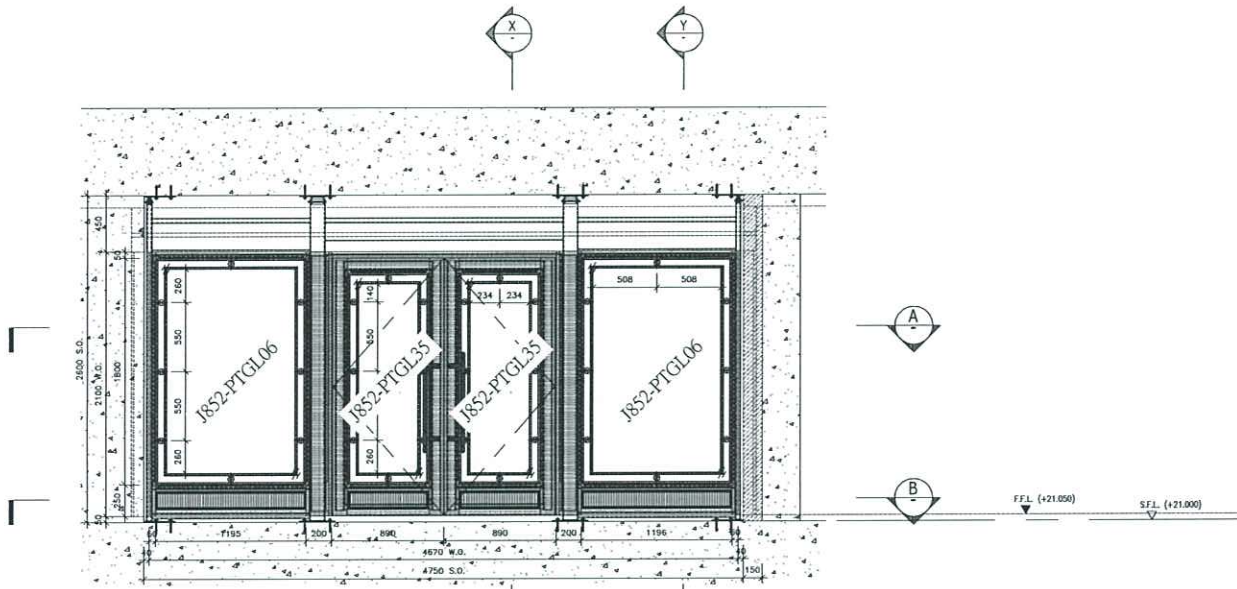
DRAWN BY : CJM CHECKED BY : CW

美特鋁質有限公司
MIDI ALUMINIUM FABRICATOR LTD.

Units 8-9, Sunny Industrial Centre, 1/F
610 Che Kwo Ling Road, Kowloon
Tel: 23489211-4 Fax: (852) 27277666

DWG NO. : J852-PCW-4302 REV. : 0

FLOOR	LOCATION	GLASS WALL MARK	QTY
LG3	TOWER 1 LIFT LOBBY	T102/LG3	1



BD. REF :

CLIENT :

ARCHITECT : **AGC DESIGN LTD**

MAIN CONTRACTOR : **Gammon**

STRUCTURAL ENGINEER : **ARUP**

FAÇADE CONSULTANT : **MEINHARDT**

NOTE :
 1. ALL DIMENSIONS ARE IN mm.
 2. ALL ELEVATIONS ARE VIEWED FROM OUTSIDE.
 3. ALL DIMENSIONS TO BE VERIFIED ON SITE BEFORE FABRICATION.

LEGEND :
 (X) DETAIL MARK NO.
 (500X) REFER SHEET NO.

1. F.F.L. — FINISHED FLOOR LEVEL
 2. S.F.L. — STRUCTURAL FLOOR LEVEL
 3. (X) — REVERSED DETAIL
 4. (12T) — 12mm THK TEMPERED GLASS
 5. (10T) — 10mm THK TEMPERED GLASS

NO.	DATE	REVISION	BY
1	16/03/2021	REVISION ISSUED TO AEC CONSULTANT	DMC
2	16/03/2021	REVISION ISSUED TO AEC CONSULTANT	DMC
3	16/03/2021	REVISION ISSUED TO AEC CONSULTANT	DMC
4	16/03/2021	REVISION ISSUED TO AEC CONSULTANT	DMC
5	16/03/2021	REVISION ISSUED TO AEC CONSULTANT	DMC
6	16/03/2021	REVISION ISSUED TO AEC CONSULTANT	DMC
7	16/03/2021	REVISION ISSUED TO AEC CONSULTANT	DMC
8	16/03/2021	REVISION ISSUED TO AEC CONSULTANT	DMC
9	16/03/2021	REVISION ISSUED TO AEC CONSULTANT	DMC
10	16/03/2021	REVISION ISSUED TO AEC CONSULTANT	DMC

JOB NO. : J-852
 PROJECT : PROPOSED DEVELOPMENT AT KOWLOON ISLAND, LOT Nos., 6035R.P., 6036R.P., 6037R.P., 6038R.P., AND LOT No. 6005
 TITLE : ELEVATION & PART PLAN FOR GLASS WALL (LG3)

DATE : 25-Mar-20 SCALE : 1:40
 DRAWN BY : CJM CHECKED BY : DW

美特鋁質有限公司
 MIDI ALUMINIUM FABRICATOR LTD.
 Units B-8, Sunny Industrial Centre, 1/F
 610 Che Kwo Ling Road, Kwai Tsou
 Tel: 23489211-4 Fax: (852) 27727666
 DMC NO. : J852-PCW-4303 REV. : E

FLOOR	LOCATION	GLASS WALL MARK	QTY
LG3	TOWER 2 LIFT LOBBY	T201/LG3	1

B.D. REF :

CLIENT :

ARCHITECT :
AGC DESIGN LTD
 2/F, 200 Queen's Road East, Hong Kong
 Tel: 2722 2222 Fax: 2722 2222

MAIN CONTRACTOR :
Gammon

STRUCTURAL ENGINEER :
ARUP

FAÇADE CONSULTANT :
MEINHARDT

NOTE:
 1. ALL DIMENSIONS ARE IN mm.
 2. ALL ELEVATIONS ARE VIEWED FROM OUTSIDE.
 3. ALL DIMENSIONS TO BE VERIFIED ON SITE BEFORE FABRICATION.

LEGEND:
 (X) DETAIL MARK NO.
 (Y) REFER SHEET NO.

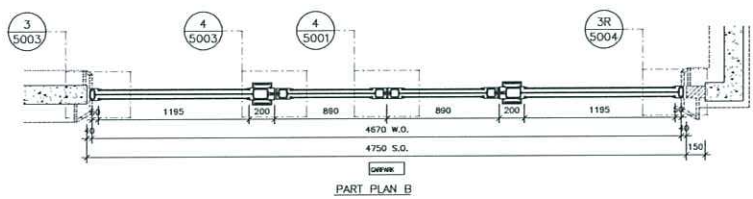
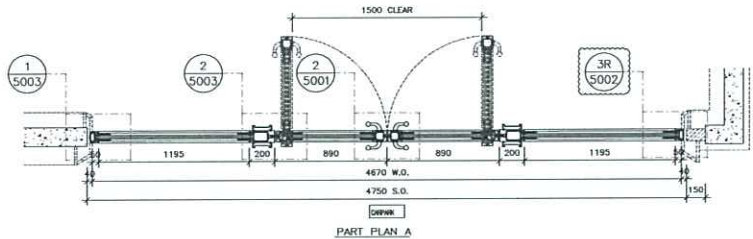
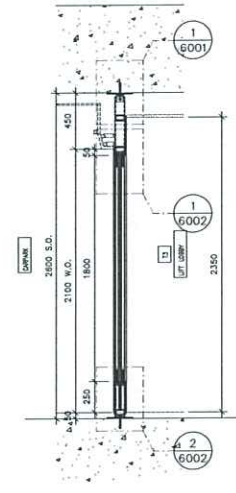
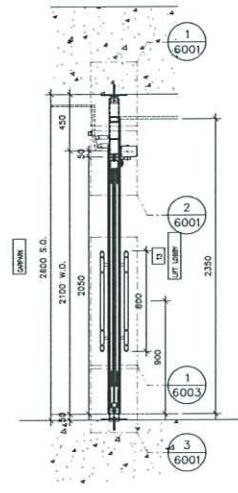
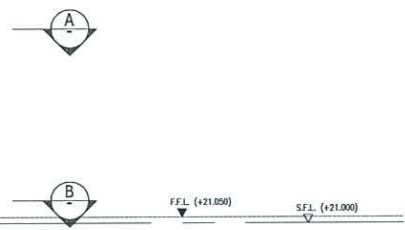
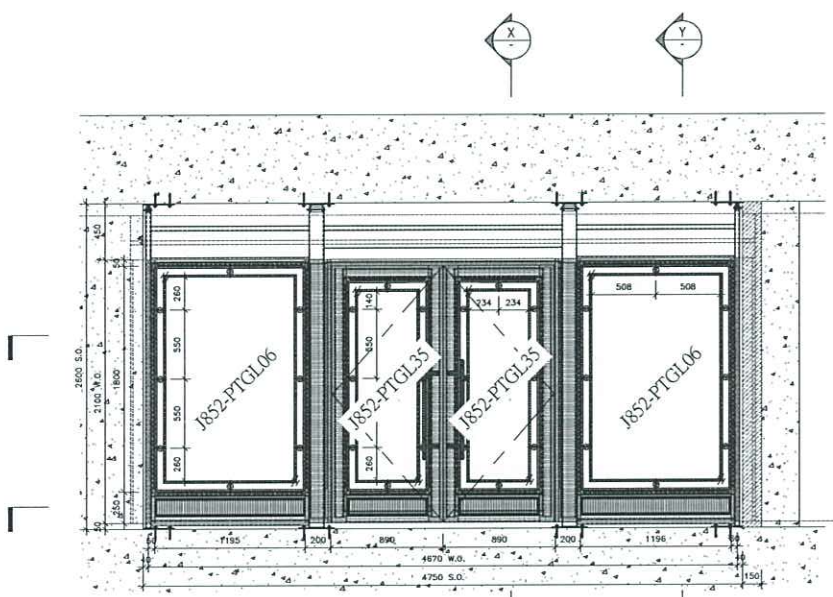
1. F.F.L. — FINISHED FLOOR LEVEL
 2. S.F.L. — STRUCTURAL FLOOR LEVEL
 3. (R) — REVERSED DETAIL
 4. (12) — 12mm THK TEMPERED GLASS
 5. (10) — 10mm THK TEMPERED GLASS

E	14/3/2011	REVISION ISSUED TO HOLO CONTRACT	JAC
F	15/3/2011	REVISION ISSUED TO HOLO CONTRACT	JAC
G	21/3/2011	REVISION ISSUED TO HOLO CONTRACT	JAC
H	15/3/2011	REVISION ISSUED TO HOLO CONTRACT	JAC
A	14/3/2011	REVISION ISSUED TO HOLO CONTRACT	JAC
HL	JAC	ISSUED	BY

JOB NO. : J-852
 PROJECT :
 PROPOSED DEVELOPMENT
 AT KOWLOON INLAND,
 LOT Nos., 6035R.P., 6036R.P., 6037R.P.,
 6038R.P., AND LOT No. 6005
 TITLE :
 ELEVATION & PART PLAN
 FOR GLASS WALL (LG3)

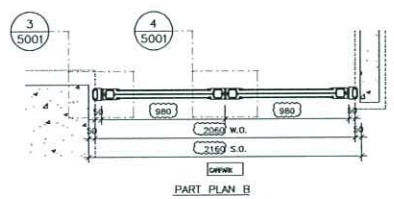
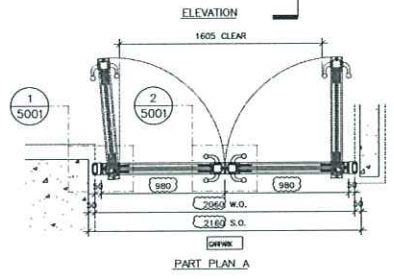
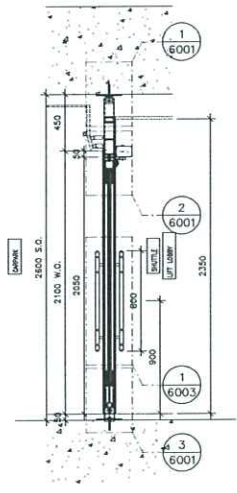
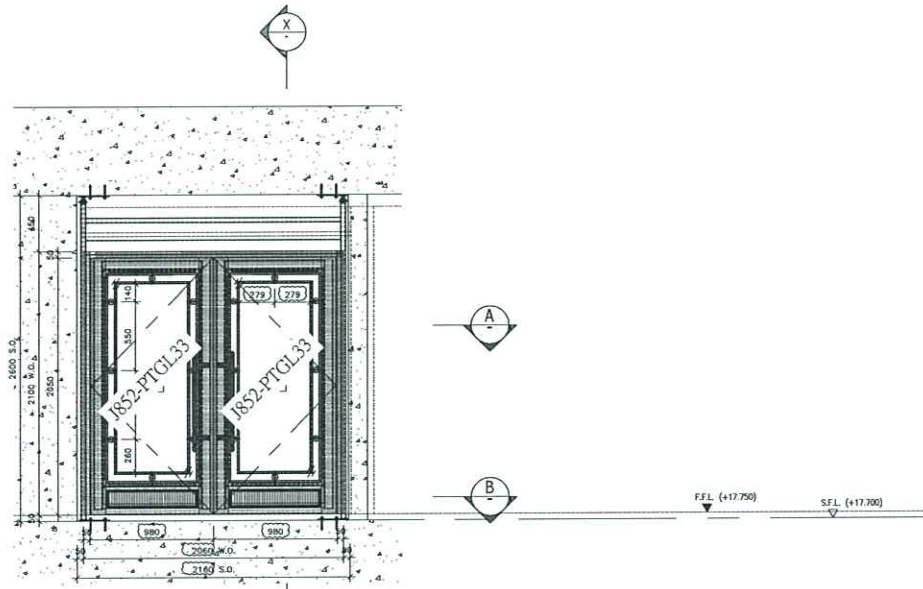
DATE : 25-Mar-20 SCALE : 1:40
 DRAWN BY : CJM CHECKED BY : DW

美特鋁質有限公司
MIDI ALUMINIUM FABRICATOR LTD.
 Units 6-8, Szeary Industrial Centre, 1/F
 610 Che Kwo Ling Road, Kwun Tong
 Tel: 2368211-4 Fax: 23727266



FLOOR	LOCATION	GLASS WALL MARK	QTY
LG3	TOWER 3 LIFT LOBBY	T301/LG3	1

DWG NO. : JB52-PCW-4.304 REV. : E



F.F.L. (+17.750) S.F.L. (+17.700)

BD. REF :

CLIENT :

ARCHITECT : **AGC DESIGN LTD**

MAIN CONTRACTOR : **Gammon**

STRUCTURAL ENGINEER : **ARUP**

FAÇADE CONSULTANT : **MEINHARDT**

NOTE:
 1. ALL DIMENSIONS ARE IN mm.
 2. ALL ELEVATIONS ARE VIEWED FROM OUTSIDE.
 3. ALL DIMENSIONS TO BE VERIFIED ON SITE BEFORE FABRICATION.

LEGEND:
 X1 — DETAIL MARK NO.
 X001 — REFER SHEET NO.

1. F.F.L. — FINISHED FLOOR LEVEL.
 2. S.F.L. — STRUCTURAL FLOOR LEVEL.
 3. (P) — REINFORCED DETAIL.
 4. (12T) — 12mm THK. TEMPERED GLASS
 5. (10T) — 10mm THK. TEMPERED GLASS

E	16/10/2011	REVISION BASED TO MECL. CHANGE	MECL
B	15/10/2011	REVISION BASED TO MECL. CHANGE	MECL
C	21/10/2011	REVISION BASED TO MECL. CHANGE	MECL
F	15/11/2011	REVISION BASED TO MECL. CHANGE	MECL
A	16/11/2011	REVISION BASED TO MECL. CHANGE	MECL
HL	MECL	REVISION	MECL

JOB NO. : J-552
 PROJECT : PROPOSED DEVELOPMENT AT KOWLOON ISLAND, LOT Nos. 6035R.P., 6036R.P., 6037R.P., 6038R.P., AND LOT No. 6005
 TITLE : ELEVATION & PART PLAN FOR GLASS WALL(LG2)

DATE : 25-Mar-20 SCALE : 1:40

DRAWN BY : CJM CHECKED BY : DW

美特鋁質有限公司
 MIDALUMINIUM FABRICATOR LTD.

Units 6-8, Sunny Industrial Centre, 1/F
 810 Chee Chee Road, #06-08
 #623485211-4 Fax:85227777666

DWG NO. : J852-PDW-4200 REV. : E

FLOOR	LOCATION	GLASS WALL MARK	QTY
LG2	SHUTTLE LIFT LOBBY	S001/LG2	1

BD. REF :

CLIENT :

ARCHITECT :
AGC DESIGN LTD

MARK CONTRACTOR :
Gammon

STRUCTURAL ENGINEER :
ARUP

FACTORY CONSULTANT :
MEINHARDT

NOTE :
 1. ALL DIMENSIONS ARE IN mm.
 2. ALL ELEVATIONS ARE VIEWED FROM OUTSIDE.
 3. ALL DIMENSIONS TO BE VERIFIED ON SITE BEFORE FABRICATION.

LEGEND :
 (X) — DETAIL MARK NO.
 (WOOD) — REFER SHEET NO.
 1. F.F.L. — FINISHED FLOOR LEVEL
 2. S.F.L. — STRUCTURAL FLOOR LEVEL
 3. (P) — REINFORCED DETAIL
 4. (17) — 17mm THK. TEMPERED GLASS
 5. (10) — 10mm THK. TEMPERED GLASS

1	15/01/2011	WINDOW MARKED TO HOLD CHAMBER	MC
2	15/01/2011	WINDOW MARKED TO HOLD CHAMBER	MC
3	12/12/2011	WINDOW MARKED TO HOLD CHAMBER	MC
4	14/11/2011	WINDOW MARKED TO HOLD CHAMBER	MC
MC	MC	WINDOW	MC

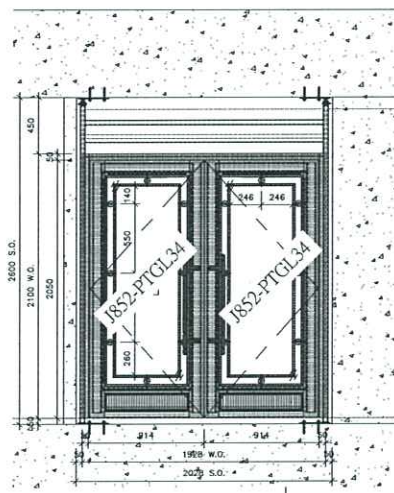
JOB NO. : J-852
 PROJECT : PROPOSED DEVELOPMENT AT KOWLOON INLAND, LOT Nos., 6035R.P., 6036R.P., 6037R.P., 6038R.P., AND LOT No. 6005
 TITLE : ELEVATION & PART PLAN FOR GLASS WALL (LG2)

DATE : 25-Mar-20 SCALE : 1:40
 DRAWN BY : CJM CHECKED BY : DW

美特鋁質有限公司
MIDI ALUMINIUM FABRICATOR LTD.
 Units 6-8, Sunny Industrial Centre, 1/F
 610 Che Kwo Ling Road, Kowloon
 Tel:23482111-4 Fax:2327727666
 DWG NO. : JB52-PCW-4201 REV. : D

FLOOR	LOCATION	GLASS WALL MARK	QTY
LG2	TOWER 1 LIFT LOBBY	T101/LG2	1

X

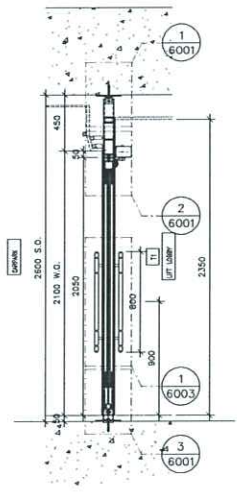


ELEVATION

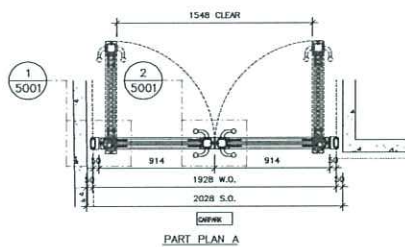
A

B

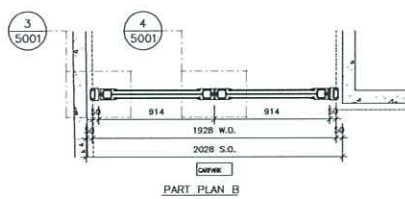
F.F.L. (+17.750) S.F.L. (+17.700)



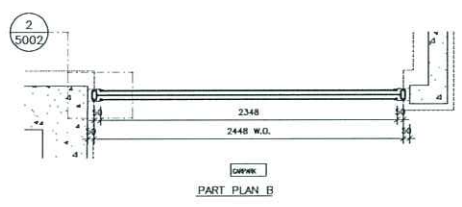
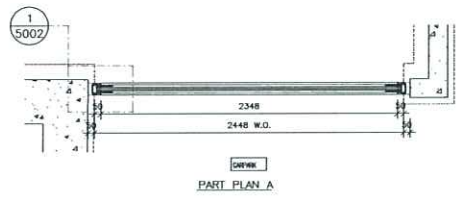
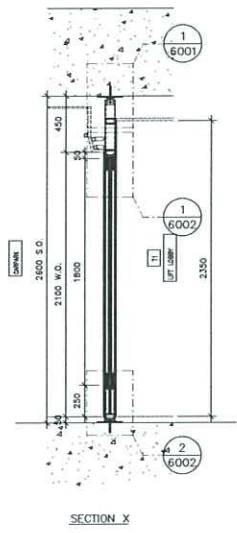
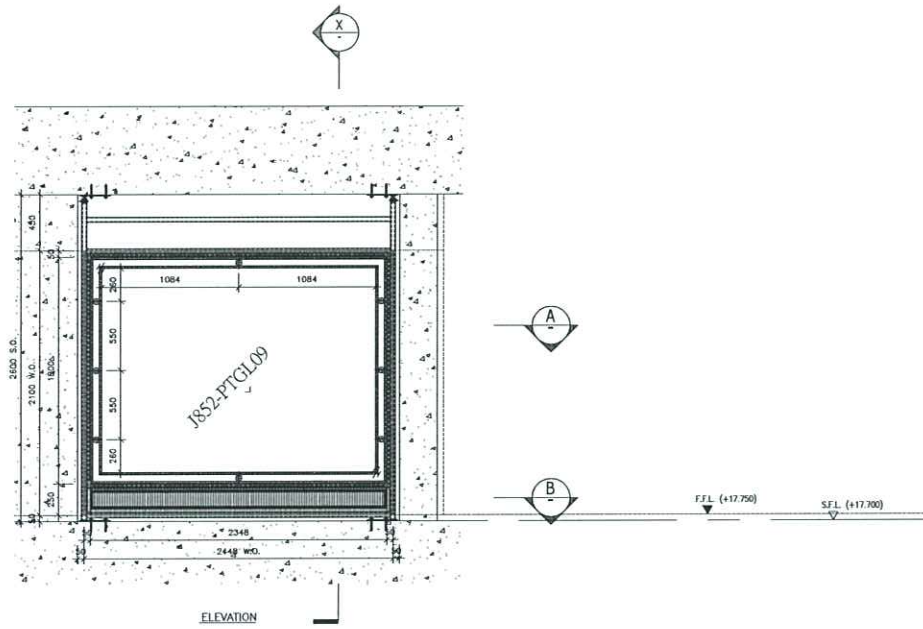
SECTION X



PART PLAN A



PART PLAN B



B.D. REF :

CLIENT :

ARCHITECT : **AGC DESIGN LTD**

MAIN CONTRACTOR : **Gammon**

STRUCTURAL ENGINEER : **ARUP**

FAÇADE CONSULTANT : **MEINHARDT**

NOTE :

1. ALL DIMENSIONS ARE IN mm.
2. ALL ELEVATIONS ARE VIEWED FROM OUTSIDE.
3. ALL DIMENSIONS TO BE VERIFIED ON SITE BEFORE FABRICATION.

LEGEND :

X1 DETAIL MARK NO.
X001 REFER SHEET NO.

1. F.F.L. — FINISHED FLOOR LEVEL
2. S.F.L. — STRUCTURAL FLOOR LEVEL
3. (T) — REVERSE DETAIL
4. (12) — 12mm THK TEMPERED GLASS
5. (10) — 10mm THK TEMPERED GLASS

NO.	REV.	DESCRIPTION	DATE
1		ISSUED FOR TENDER	25-MAR-20
2		ISSUED FOR TENDER	25-MAR-20
3		ISSUED FOR TENDER	25-MAR-20
4		ISSUED FOR TENDER	25-MAR-20
5		ISSUED FOR TENDER	25-MAR-20

JOB NO. : J-852

PROJECT : PROPOSED DEVELOPMENT AT KOWLOON ISLAND, LOT Nos., 6035R.P., 6036R.P., 6037R.P., 6038R.P., AND LOT No. 6005

TITLE : ELEVATION & PART PLAN FOR GLASS WALL (LG2)

DATE : 25-Mar-20 SCALE : 1:40

DRAWN BY : CLM CHECKED BY : LW

美特鋁質有限公司
MIDI ALUMINIUM FABRICATOR LTD.
Units 6-8, Suiyee Industrial Centre, 1/F
410 Che Kwo Ling Road, Kowloon
Tel: 2489211-4 Fax: 26527727666

DWG NO. : JBS2-PCW-4202 REV. : 0

FLOOR	LOCATION	GLASS WALL MARK	QTY
LG2	TOWER 1 LIFT LOBBY	T102/LG2	1

B.D. REF :

CLIENT :

ARCHITECT :
AGC DESIGN LTD

MAIN CONTRACTOR :
Gammon

STRUCTURAL ENGINEER :
ARUP

FAÇADE CONSULTANT:
MEINHARDT

NOTE:
 1. ALL DIMENSIONS ARE IN mm.
 2. ALL ELEVATIONS ARE VIEWED FROM OUTSIDE.
 3. ALL DIMENSIONS TO BE VERIFIED ON SITE BEFORE FABRICATION.

LEGEND:
 X1 — DETAIL MARK NO.
 X001 — REFER SHEET NO.

1. F.F.L. — FINISHED FLOOR LEVEL
 2. S.F.L. — STRUCTURAL FLOOR LEVEL
 3. (R) — REINFORCED DETAIL
 4. (T) — 12mm THK. TEMPERED GLASS
 5. (10T) — 10mm THK. TEMPERED GLASS

11	16/06/2011	REVISION SUBJECT TO ARCH. CHANGE	AK
12	24/06/2011	REVISION SUBJECT TO ARCH. CHANGE	AK
13	21/08/2011	REVISION SUBJECT TO ARCH. CHANGE	AK
14	14/12/2011	REVISION SUBJECT TO ARCH. CHANGE	AK
15	14/12/2011	REVISION SUBJECT TO ARCH. CHANGE	AK
16	16/01/2012	REVISION SUBJECT TO ARCH. CHANGE	AK

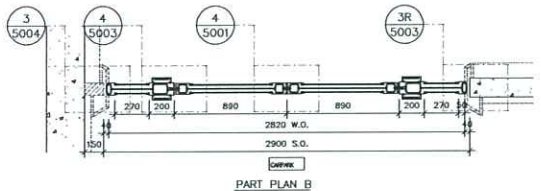
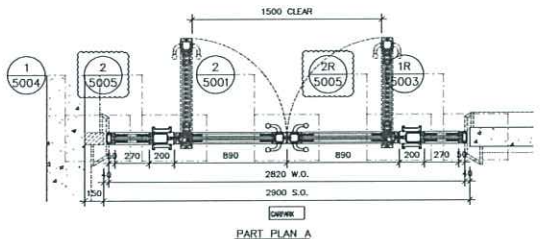
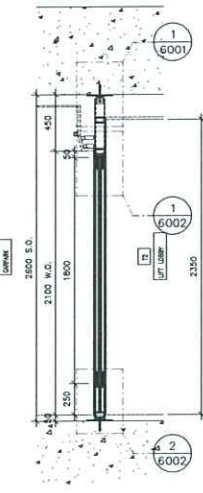
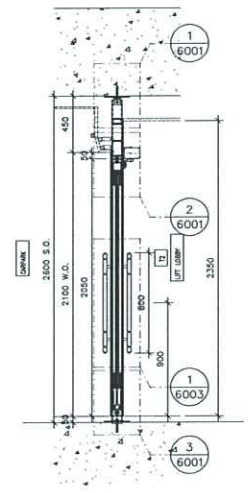
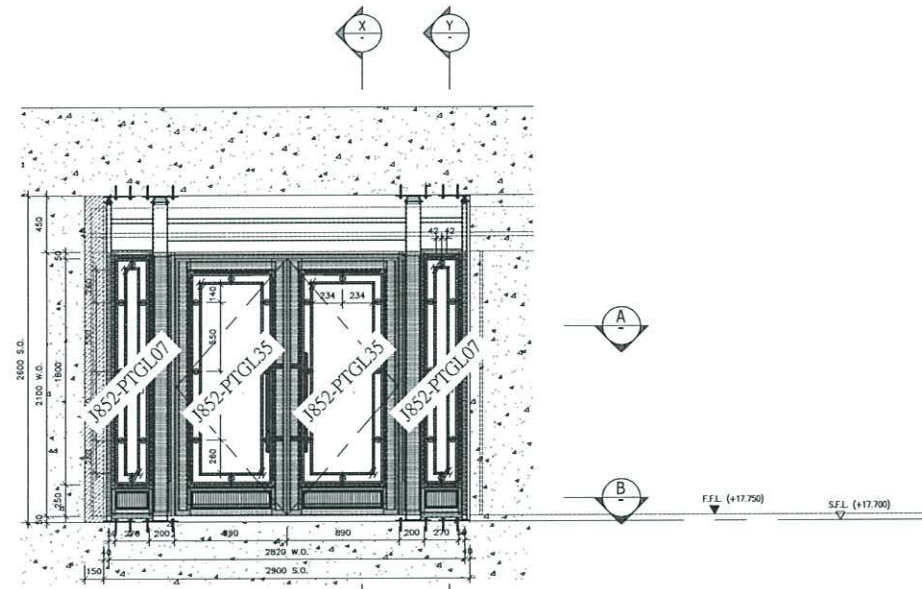
JOB NO. : J-852
 PROJECT : PROPOSED DEVELOPMENT AT KOWLOON INLAND, LOT Nos., 6035R.P., 6036R.P., 6037R.P., 6038R.P., AND LOT No. 6005
 TITLE : ELEVATION & PART PLAN FOR GLASS WALL(LG2)

DATE : 25-Mar-20 SCALE : 1:40
 DRAWN BY : CJM CHECKED BY : DJW

美特鋁質有限公司
 MIDITE ALUMINIUM FABRICATOR LTD.
 Units 6-8, Suenyi Industrial Centre, 1/Y
 #10 Che Kwo Ling Road, Kowloon
 Tel: 2488211-4 Fax: (852) 2772966

FLOOR	LOCATION	GLASS WALL MARK	QTY
LG2	TOWER 2 LIFT LOBBY	T201/LG2	1

DWG NO. : J852-PDW-4203 REV. : E



FLOOR	LOCATION	GLASS WALL MARK	QTY
LG2	TOWER 2 LIFT LOBBY	T201/LG2	1

B.D. REF:

CLIENT:

ARCHITECT:
AGC DESIGN LTD

MAIN CONTRACTOR:
Gammon

STRUCTURAL ENGINEER:
ARUP

FAÇADE CONSULTANT:
MEINHARDT

NOTE:
 1. ALL DIMENSIONS ARE IN mm.
 2. ALL ELEVATIONS ARE VIEWED FROM OUTSIDE.
 3. ALL DIMENSIONS TO BE VERIFIED ON SITE BEFORE FABRICATION.

LEGEND:
 XI — DETAIL MARK NO.
 X001 — REFER SHEET NO.

1. F.F.L. — FINISHED FLOOR LEVEL
 2. S.F.L. — STRUCTURE FLOOR LEVEL
 3. (R) — REINFORCED DETAIL
 4. (L2) — 12mm THK. TEMPERED GLASS
 5. (L1) — 10mm THK. TEMPERED GLASS

1	16/3/2011	REVISION SUBJECT TO ARCH. COMMENT	JC
2	16/3/2011	REVISION SUBJECT TO ARCH. COMMENT	JC
3	21/3/2011	REVISION SUBJECT TO ARCH. COMMENT	JC
4	12/7/2011	REVISION SUBJECT TO ARCH. COMMENT	JC
5	16/1/2011	REVISION SUBJECT TO ARCH. COMMENT	JC
6	DATE	REVISION	BY

JOB NO.: J-852

PROJECT:
 PROPOSED DEVELOPMENT
 AT KOWLOON INLAND,
 LOT Nos., 6035R.P., 6036R.P., 6037R.P.,
 6038R.P., AND LOT No. 6005

TITLE:
 ELEVATION & PART PLAN
 FOR GLASS WALL (L2)

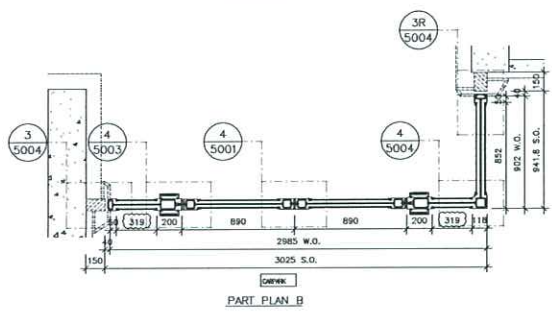
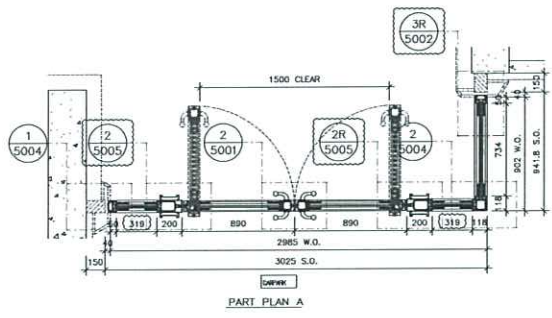
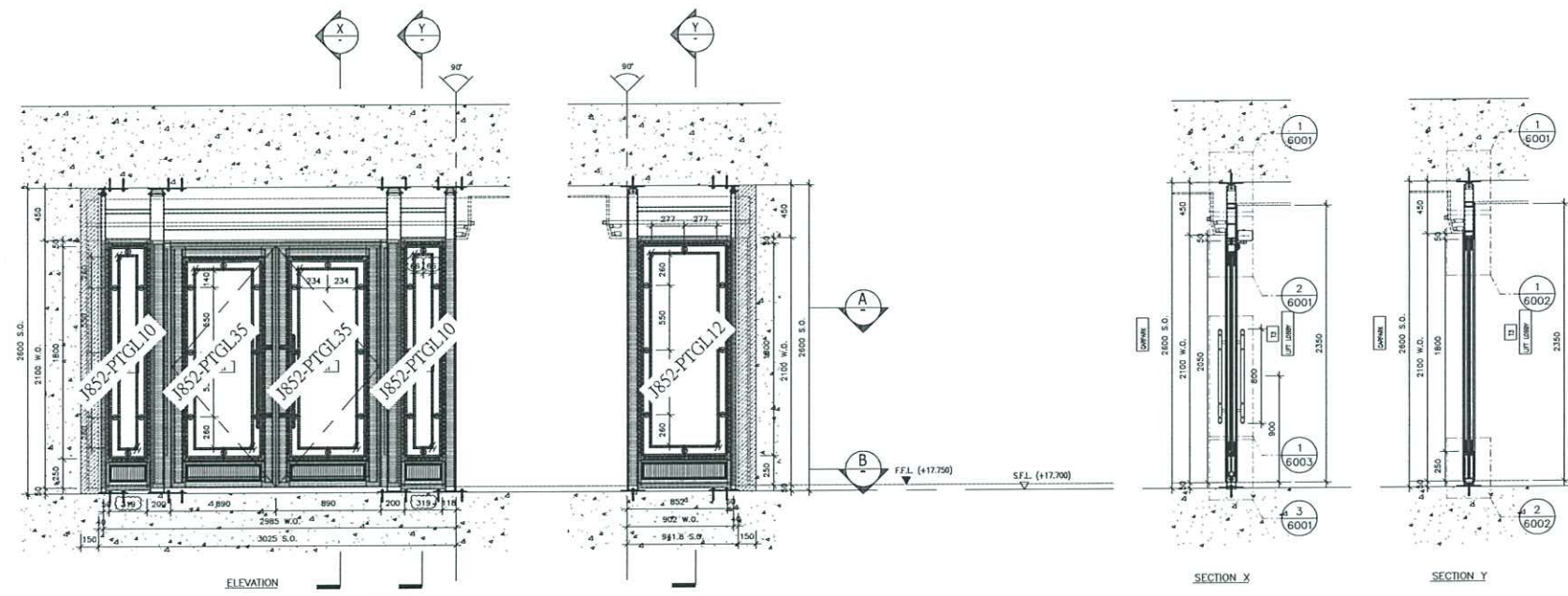
DATE: 25-Mar-20 SCALE: 1:40

DRAWN BY: CJM CHECKED BY: IDW

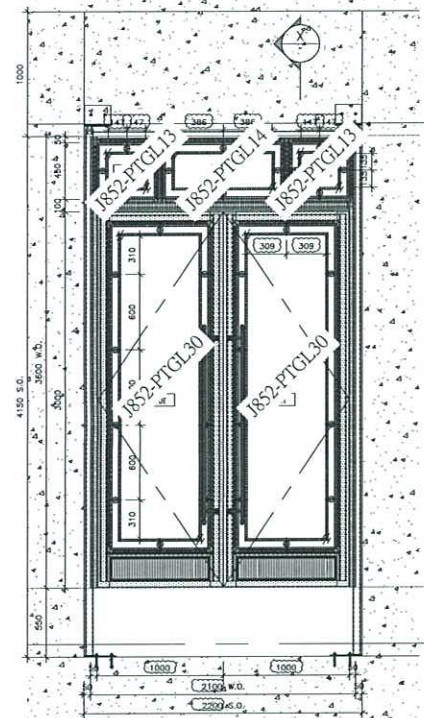
美特鋁質有限公司
 MIDI ALUMINIUM FABRICATOR LTD.

Units 6-8, Szeary Industrial Centre, 1/F
 610 Che Kwo Ling Road, Kowloon
 Tel: 23482111-4 Fax: (852) 2727666

DWG NO.: J852-PDW-4204 REV.: E



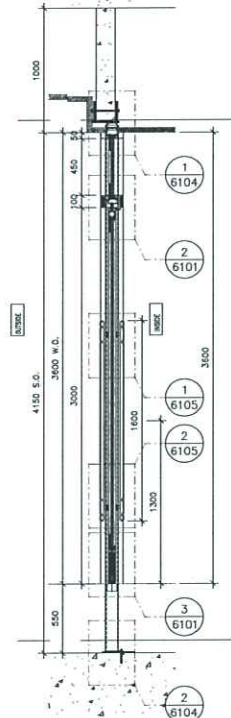
FLOOR	LOCATION	GLASS WALL MARK	QTY
L2	TOWER 3 LIFT LOBBY	T301/L2	1



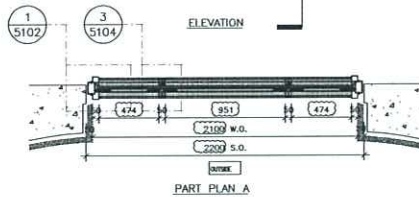
HANGER WALL SOTTIT (+17.350)

F.F.L (+13.650)

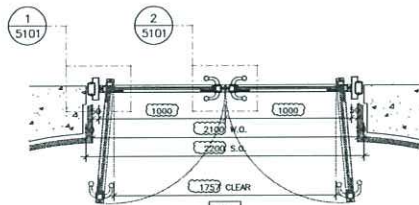
S.F.L (+13.200)



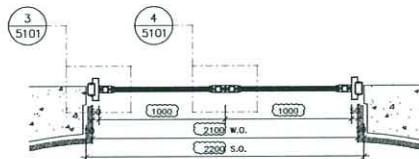
SECTION X



PART PLAN A



PART PLAN B



PART PLAN C

B.D. REF :

CLIENT :

ARCHITECT :
AGC DESIGN LTD

MAIN CONTRACTOR :
Gammon

STRUCTURAL ENGINEER :
ARUP

FAÇADE CONSULTANT :
MEINHARDT

NOTE:
 1. ALL DIMENSIONS ARE IN mm.
 2. ALL ELEVATIONS ARE VIEWED FROM OUTSIDE.
 3. ALL DIMENSIONS TO BE VERIFIED ON SITE BEFORE FABRICATION.

LEGEND:
 (X1) DETAIL MARK NO.
 (X001) REFER SHEET NO.

1. F.F.L. — FINISHED FLOOR LEVEL
 2. S.F.L. — STRUCTURAL FLOOR LEVEL
 3. (P) — REINFORCED DETAIL
 4. (L2) — 12mm THK. TEMPERED GLASS
 5. (L1) — 15mm THK. TEMPERED GLASS

1	25/3/2011	REVISION SUBJECT TO ARCH. COMMENT	SHC
2	25/3/2011	REVISION SUBJECT TO ARCH. COMMENT	SHC
3	25/3/2011	REVISION SUBJECT TO ARCH. COMMENT	SHC
4	25/3/2011	REVISION SUBJECT TO ARCH. COMMENT	SHC
DR	SHC	REVISED	SH

JOB NO. : J-852
 PROJECT : PROPOSED DEVELOPMENT AT KOWLOON INLAND, LOT Nos., 6033R.P., 6036R.P., 6037R.P., 6038R.P., AND LOT No. 6005
 TITLE : ELEVATION & PART PLAN FOR GLASS WALL(LG1)

DATE : 25-Mar-20 SCALE : 1:40
 DRAWN BY : CJM CHECKED BY : DW

美特鋁質有限公司
MIDI ALUMINIUM FABRICATOR LTD.
 Units 6-8, Sunny Industrial Centre, 1/F
 610 Che Kwo Ling Road, Kwun Tong
 Tel: 2488211-4 Fax: (852) 27727666

FLOOR	LOCATION	GLASS WALL MARK	QTY
LG1	SHUTTLE LIFT LOBBY	S001/LG1	1

DWG NO. : JB52-PCW-4100 REV. : C



美特鋁質有限公司
MIDI ALUMINIUM FABRICATOR LTD.

Our ref. MC/40434/852

31st August 2021

Gammon Engineering & Construction Company Limited
139 - 147 Argyle Street,
Kowloon, Hong Kong

By Email & Hand

Attn.: Mr. Dick Yuen / Ms. Penny Chau

Dear Sir,

Re : Design, Supply & Installation of Aluminium Window & Cladding, Curtain Wall, Glass Wall, Louvers and Glass Balustrade Nominated Sub-Contract at K.I.L. 6038RP, K.I.L.6037RP, K.I.L. 6036RP, K.I.L. 6035RP & K.I.L. 6005, Nos. 139-147 Argyle Street, Kowloon.
Confirmation Letter for Low Iron Glass for Glass Wall (Podium and Tower) (CL022)

As per the conversation with AGC Eliot and Midi Yuen on 26/08/2021, the Low Iron glass should be used for Glass Wall at Podium and Tower .

1. LG4 Glass Wall
2. Podium Glass Wall (LG1,2,3,4,G)
3. Tower Roof Glass Wall

Please Issue to A.I record

Remarks

- | | |
|---|--|
| 1. LG4 Glass Wall | 8T.+1.52PVB + 8T /
10T.+1.52PVB+10T
Low Iron Laminated Glass |
| 2. Podium Glass Wall
(LG1,2,3,4,G/F) | 12mm Temper.
10mm Temper.
Low Iron Temper Glass ← |
| 3. Tower Roof Glass Wall | 6H.S.+12A+8T./
8H.S.+12A+10T.
Low Iron IGU Glass |

Thank you for your kind attention.

Yours faithfully,
MIDI ALUMINIUM FABRICATOR LTD.

Francis Mau
Managing Director

Encl

- | | | |
|------------|---|--------------------|
| cc. Gammon | - Mr. Chris Kwok / Ms. Myra Li /
- Ms. Esther Chung / Mr. Sam Tang /
- Mr. Jackson Mok / Mr. Joe Ng | (w/e) |
| Sino | - Mr. Billy Tang / Mr. Jimmy Cheung /
- Mr. Terry Wan / Mr. Jaja Wong | (w/e) (Email Only) |
| AGC | - Mr. Raymond Ho / Mr. Eliot Chan | (w/e) (Email Only) |
| MFT | - Mr. Brian Leung / Mr. Nigel Lo
- Ms. Eunice Yan / Ms. Cosimo Wong / Mr. Neo Wong | (w/e) (Email Only) |

EM/MT/DW/AY/EL/KL/wk

九龍茶果嶺道610號生利工業中心1樓6-8號
Units 6-8, 1st Floor, Sunray Industrial Centre, 610 Cha Kwo Ling Road, Kln.
TEL. (電話): 2348 9211 FAX. (傳真): 2772 7666 E-mail Address (電郵): midi@midiltd.com.hk.



ISO 9001 : 2015
Certificate No: CC 1795