

工程指示 / 要求簡箋(E.I.)

工程指示編號：EI / 2938 / 21 修改版次：-  
 工程編號：J - 852 工程名稱：亞皆老街中電  
 工程項目：**外牆** 鋁板 層間地盤用鐵件 (T3) (3,5,6/F)  
 收件人：Maggie 發件人：Ant Yeung 日期：13/01/2021

要求提供 /  確認 事項：

- |                                    |                                     |                               |
|------------------------------------|-------------------------------------|-------------------------------|
| <input type="checkbox"/> 初步鋁料 B.M. | <input type="checkbox"/> 加工拆圖，然後生產  | <input type="checkbox"/> 尺寸表  |
| <input type="checkbox"/> 正式鋁料 B.M. | <input type="checkbox"/> 技術上資料 / 指示 | <input type="checkbox"/> 報價   |
| <input type="checkbox"/> 配件 B.M.   | <input type="checkbox"/> 樣辦或貨品說明書   | <input type="checkbox"/> 分判合約 |
| <input type="checkbox"/> 其他：_____  |                                     |                               |

內容：

請按此 EI 訂購 T3 (3,5,6/F) **外牆** 鋁板 層間用鐵件送地盤用, 大橋 恒豐收貨

\*驗焊: Visual: 100% + MPI: 10% (For Aluminum and Acoustic Cladding)\*

J852-ACA-MS-C-B101: 40x40x4mm 厚鐵槽由 80X40X4mm RHS 1 分為 2

請在 2021.01.29 前完成上列要求。

附：3 頁圖登 + 4 頁派位圖 + 60 頁 + 4 頁 BM

以上項目為：

- 原合約工程包                       原合約工程加 / 減賬                       新工程報價

原因：-

分發東莞各部門：

- |                                 |                              |                                |                              |                                 |                              |                                |   |
|---------------------------------|------------------------------|--------------------------------|------------------------------|---------------------------------|------------------------------|--------------------------------|---|
| <input type="checkbox"/> 生產技術總監 | <input type="checkbox"/> 連附件 | <input type="checkbox"/> 技術部   | <input type="checkbox"/> 連附件 | <input type="checkbox"/> 生產部    | <input type="checkbox"/> 連附件 | <input type="checkbox"/> 機械設計部 | <input type="checkbox"/> 連附件            |
| <input type="checkbox"/> 採購部    | <input type="checkbox"/> 連附件 | <input type="checkbox"/> 生產統籌部 | <input type="checkbox"/> 連附件 | <input type="checkbox"/> 小羅 & 清 | <input type="checkbox"/> 連附件 |                                |   |
| <input type="checkbox"/> 質檢部    | <input type="checkbox"/> 連附件 | <input type="checkbox"/> 會計部   | <input type="checkbox"/> 連附件 | <input type="checkbox"/> 報關組    | <input type="checkbox"/> 連附件 | <input type="checkbox"/> 其他    | <u>楊榮輝</u> <input type="checkbox"/> 連附件 |

分發其他分判：

- (v) 水洪  連附件

分發香港各部門：

- |   |                              |                               |                              |                              |                              |   |                              |                              |
|---|------------------------------|-------------------------------|------------------------------|------------------------------|------------------------------|---|------------------------------|------------------------------|
| <input type="checkbox"/> 行政部            | <input type="checkbox"/> 連附件 | <input type="checkbox"/> 會計部  | <input type="checkbox"/> 連附件 | <input type="checkbox"/> 統籌部 | <input type="checkbox"/> 連附件 | <input checked="" type="checkbox"/> 工程部地盤科文 | <input type="checkbox"/> 連附件 | 祥哥                           |
| <input checked="" type="checkbox"/> 採購部 | <input type="checkbox"/> 連附件 | <input type="checkbox"/> QS 部 | <input type="checkbox"/> 連附件 | <input type="checkbox"/> 維修部 | <input type="checkbox"/> 連附件 | <input type="checkbox"/> 其他                 | _____                        | <input type="checkbox"/> 連附件 |

傳遞編號：

HK - / 21

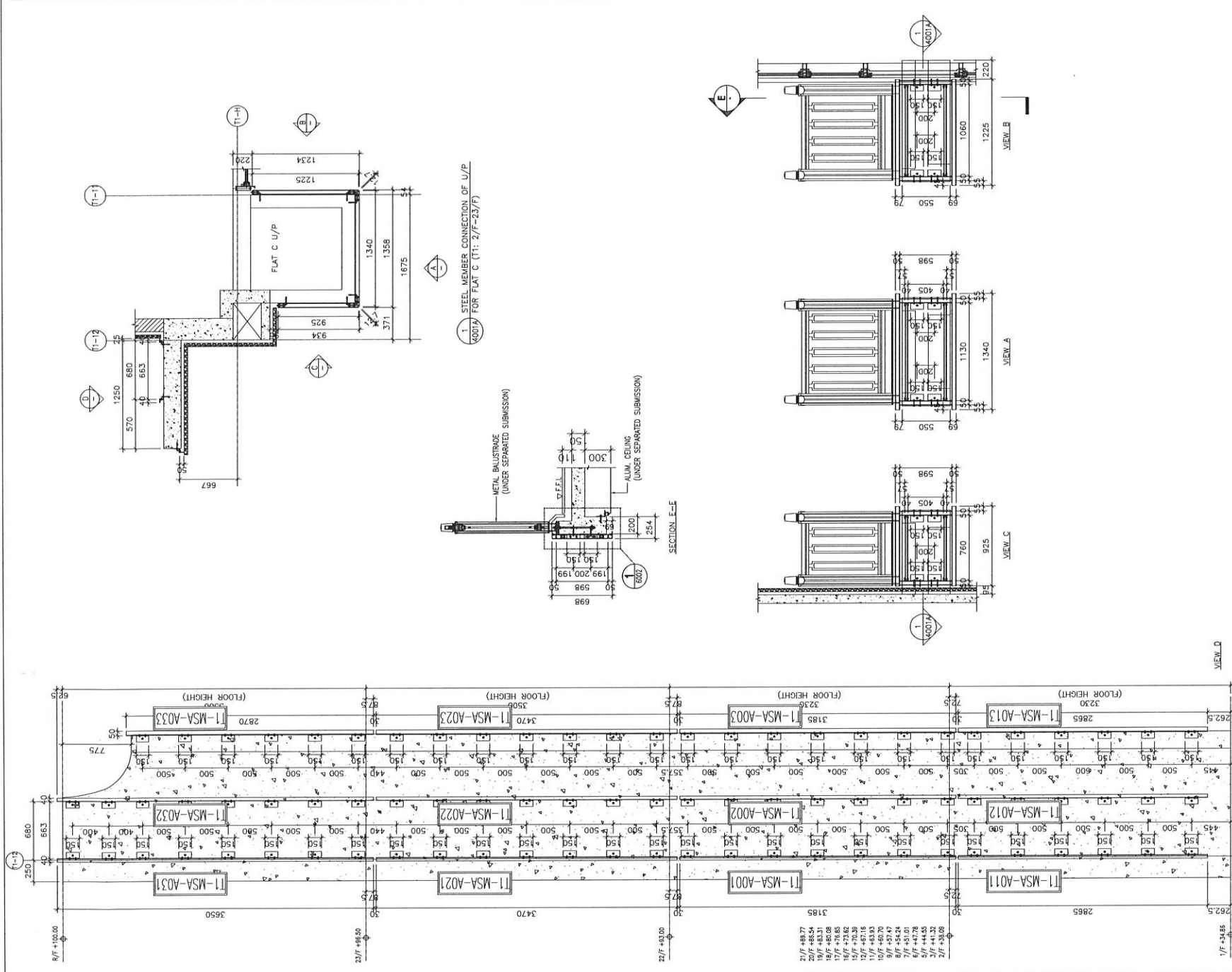
發件人簽署：

項目經理簽署：









1 STEEL MEMBER CONNECTION OF U/P  
 100% FOR FLAT C (T1: 2/F=23/F)

METAL BALUSTRADE  
 (UNDER SEPARATED SUBMISSION)

ALUM. CEILING  
 (UNDER SEPARATED SUBMISSION)

B.D. REF :

暫停

CLIENT :

ARCHITECT :  
**AGC**

MAIN CONTRACTOR :  
**Gammon**

STRUCTURAL ENGINEER :  
**ARUP**

FACADE CONSULTANT:  
**MEINHARDT**

NOTE :  
 1. ALL DIMENSIONS ARE IN mm.  
 2. ALL ELEVATIONS ARE VIEWED FROM OUTSIDE.  
 3. ALL DIMENSIONS TO BE VERIFIED ON SITE BEFORE FABRICATION.

LEGEND :  
 X1 — DETAIL MARK NO.  
 X001 — REFER SHEET NO.  
 1. F.F.L — FINISHED FLOOR LEVEL  
 2. S.F.L — STRUCTURAL FLOOR LEVEL  
 3. (⊗) — REVERSED DETAIL  
 4. [ ] — 3.0mm THK. ALUM. CLADDING  
 5. [ ] — 5.0mm THK. STIFFENED ALUM. PERFORATED PANEL

NO.	DATE	REVISION	BY

JOB NO. : J-852  
 PROJECT : PROPOSED RESIDENTIAL DEVELOPMENT AT 139 - 147 ARGYLE STREET, NKIL 6005, 6035 R.P., 6036 R.P., 6037 R.P. & 6038 R.P.

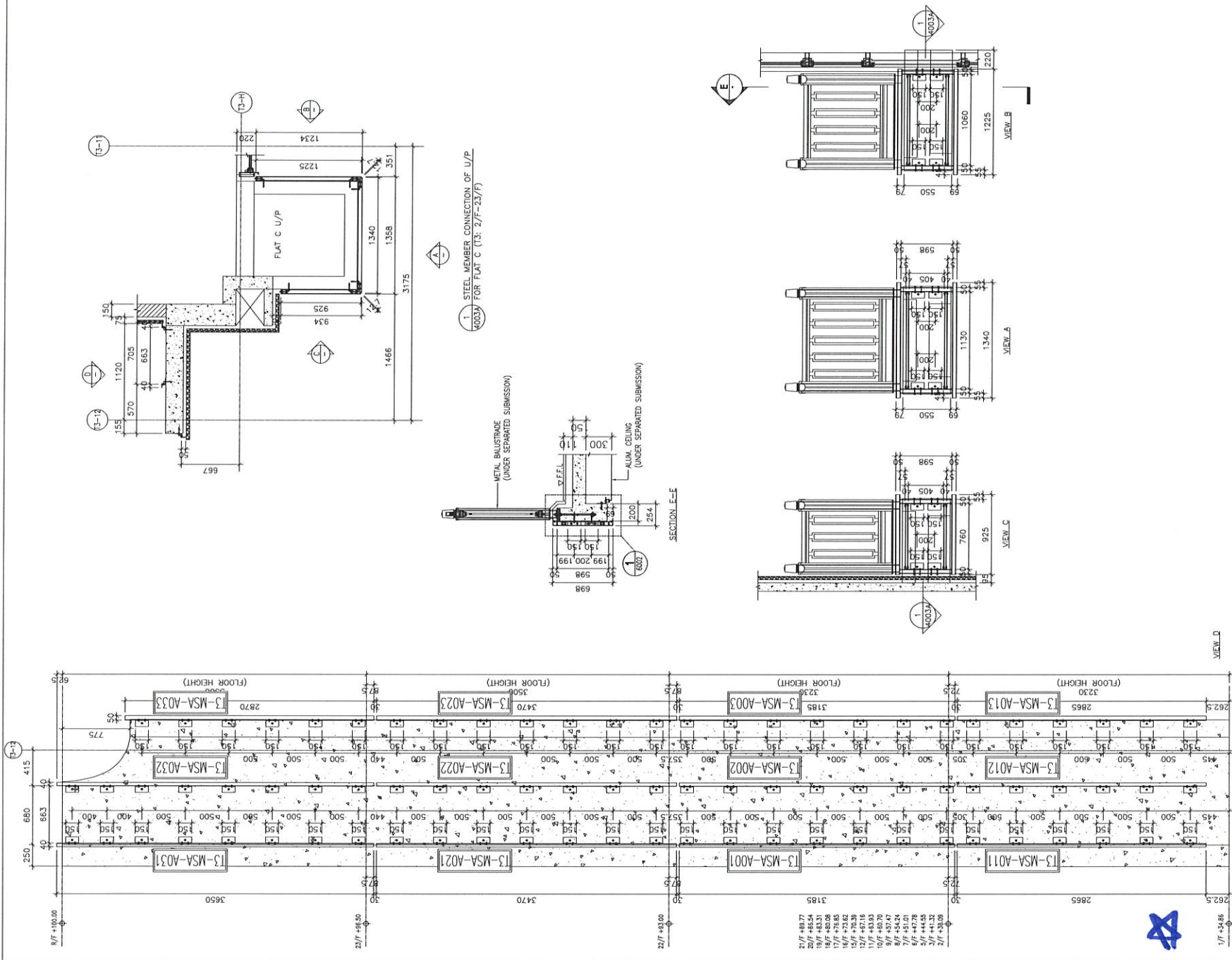
TITLE : PART ELEVATION, PLAN & SECTION OF STEEL MEMBER CONNECTION FOR TOWER 1 FLAT C U/P

DATE : 30-Nov-20 SCALE : 1:40  
 DRAWN BY : LHR CHECKED BY : DW

**美特鋁質有限公司**  
 MIDI ALUMINIUM FABRICATOR LTD.  
 Units 6-8, Sunray Industrial Centre, 1/F  
 810 Che Kwo Ling Road, Kowloon  
 Tel: 23489211-4 Fax: (852) 2727666

DWG NO. : J852-SD-ACA-4001A REV. : C





B.D. REF :

CLIENT :

ARCHITECT :  
**AGC**  
 ARCHITECTS

MAIN CONTRACTOR :  
**Gammon**

STRUCTURAL ENGINEER :  
**ARUP**

FACADE CONSULTANT:  
**MEINHARDT**

NOTE :  
 1. ALL DIMENSIONS ARE IN mm.  
 2. ALL ELEVATIONS ARE VIEWED FROM OUTSIDE.  
 3. ALL DIMENSIONS TO BE VERIFIED ON SITE BEFORE FABRICATION.

LEGEND :  
 (X1) DETAIL MARK NO.  
 (X001) REFER SHEET NO.

1. F.F.L. — FINISHED FLOOR LEVEL  
 2. S.F.L. — STRUCTURAL FLOOR LEVEL  
 3. (R) — REVERSED DETAIL  
 4. [Pattern] 3.0mm THK. ALUM. CLADDING  
 5. [Pattern] 5.0mm THK. STIFFENED ALUM. PERFORATED PANEL

NO.	DATE	REVISED	BY

JOB NO. : J-852

PROJECT : PROPOSED RESIDENTIAL DEVELOPMENT AT 139 - 147 ARGYLE STREET, NKIL 6005, 6035 R.P., 6036 R.P., 6037 R.P. & 6038 R.P.

TITLE : PART ELEVATION, PLAN & SECTION OF STEEL MEMBER CONNECTION FOR TOWER 3 FLAT C U/P

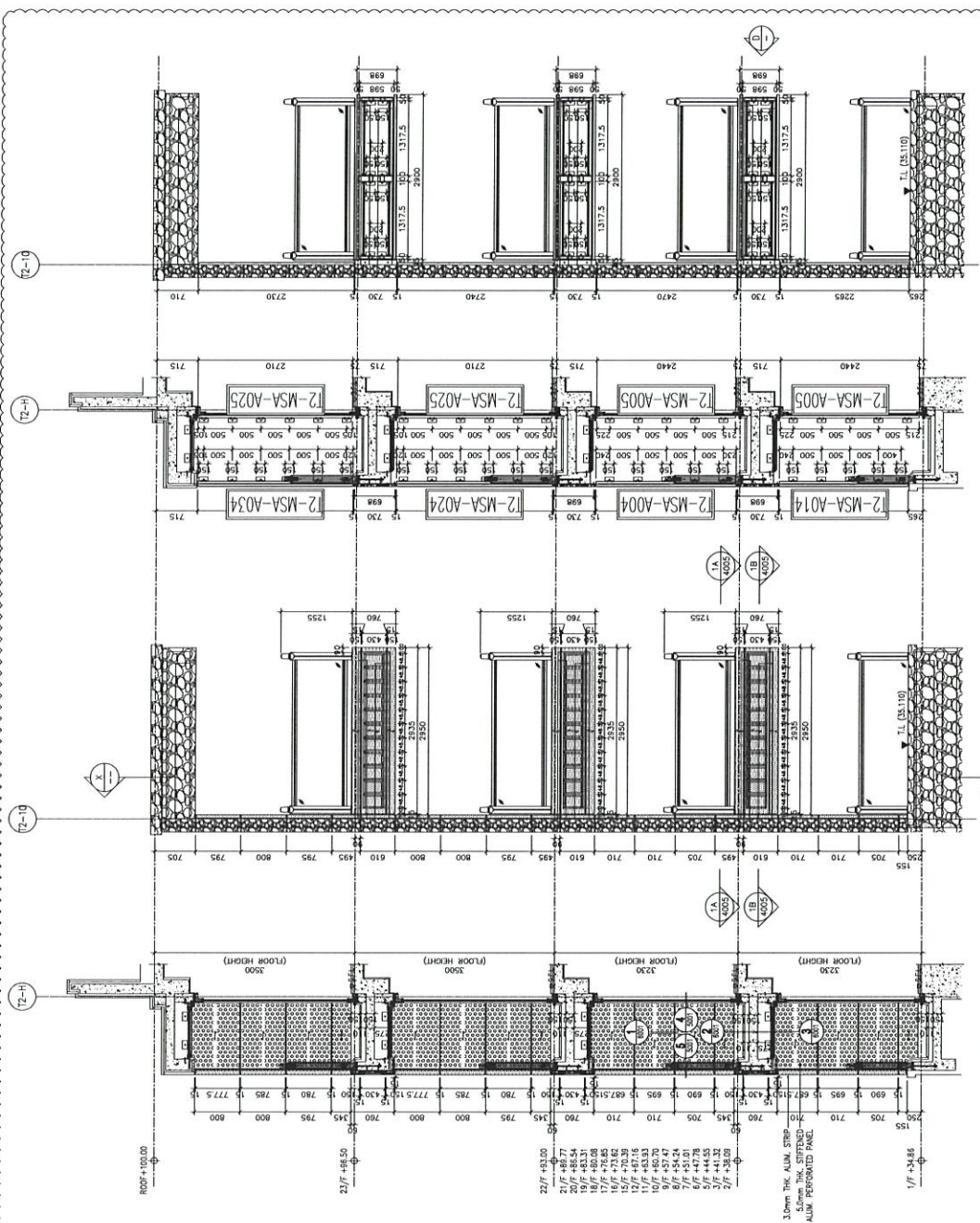
DATE : 30-Nov-20 SCALE : 1:40

DRAWN BY : LHR CHECKED BY : DW

**美特鋁質有限公司**  
 MIDT ALUMINIUM FABRICATOR LTD.  
 Units 6-8, Sunray Industrial Centre, 1/F  
 610 Che Kwo Ling Road, Kwailoon  
 Tel: 23489211-4 Fax: (852) 27272666

DWG NO. : J852-SD-ACA-4003A REV. : C



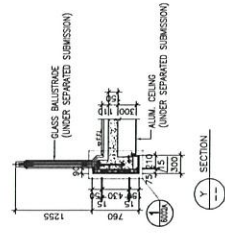


3 STEEL MEMBER CONNECTION FOR 4005 FLAT C (T2: 2/F-23/F)

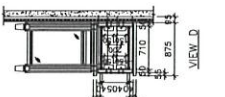
2 STEEL MEMBER CONNECTION FOR 4005 FLAT C (T2: 2/F-23/F)

1 PARTIAL ELEVATION OF BALCONY FOR 4005 FLAT C (T2: 2/F-23/F)

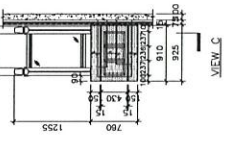
A SECTION



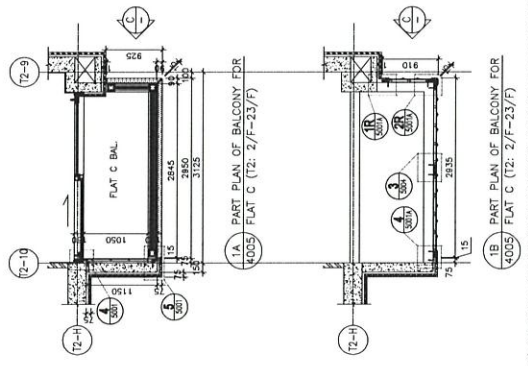
Y SECTION



VIEW D



VIEW C



1.A PART PLAN OF BALCONY FOR 4005 FLAT C (T2: 2/F-23/F)

1.B PART PLAN OF BALCONY FOR 4005 FLAT C (T2: 2/F-23/F)

B.D. REF :

暫停

CLIENT :

ARCHITECT :  
**AGC DESIGN LTD.**

MAIN CONTRACTOR :  
**Gammon**

STRUCTURAL ENGINEER :  
**ARUP**

FAÇADE CONSULTANT :  
**MEINHARDT**

NOTE :

1. ALL DIMENSIONS ARE IN mm.
2. ALL ELEVATIONS ARE VIEWED FROM OUTSIDE.
3. ALL DIMENSIONS TO BE VERIFIED ON SITE BEFORE FABRICATION.

LEGEND :

- 1. DETAIL MARK NO.
- 2. REFER SHEET NO.
- 1. F.F.L. — FINISHED FLOOR LEVEL
- 2. S.F.L. — STRUCTURAL FLOOR LEVEL
- 3. (R) — REVERSED DETAIL
- 4. 3.0mm THK. ALUM. CLADDING
- 5. 5.0mm THK. STIFFENED ALUM. PERFORATED PANEL

C	30-11-2020	REVISION SUBJECT TO MECH COMMENT	MB
A	24-08-2020	REVISION SUBJECT TO MECH COMMENT	MB
NO.	DATE	REVISION	BY

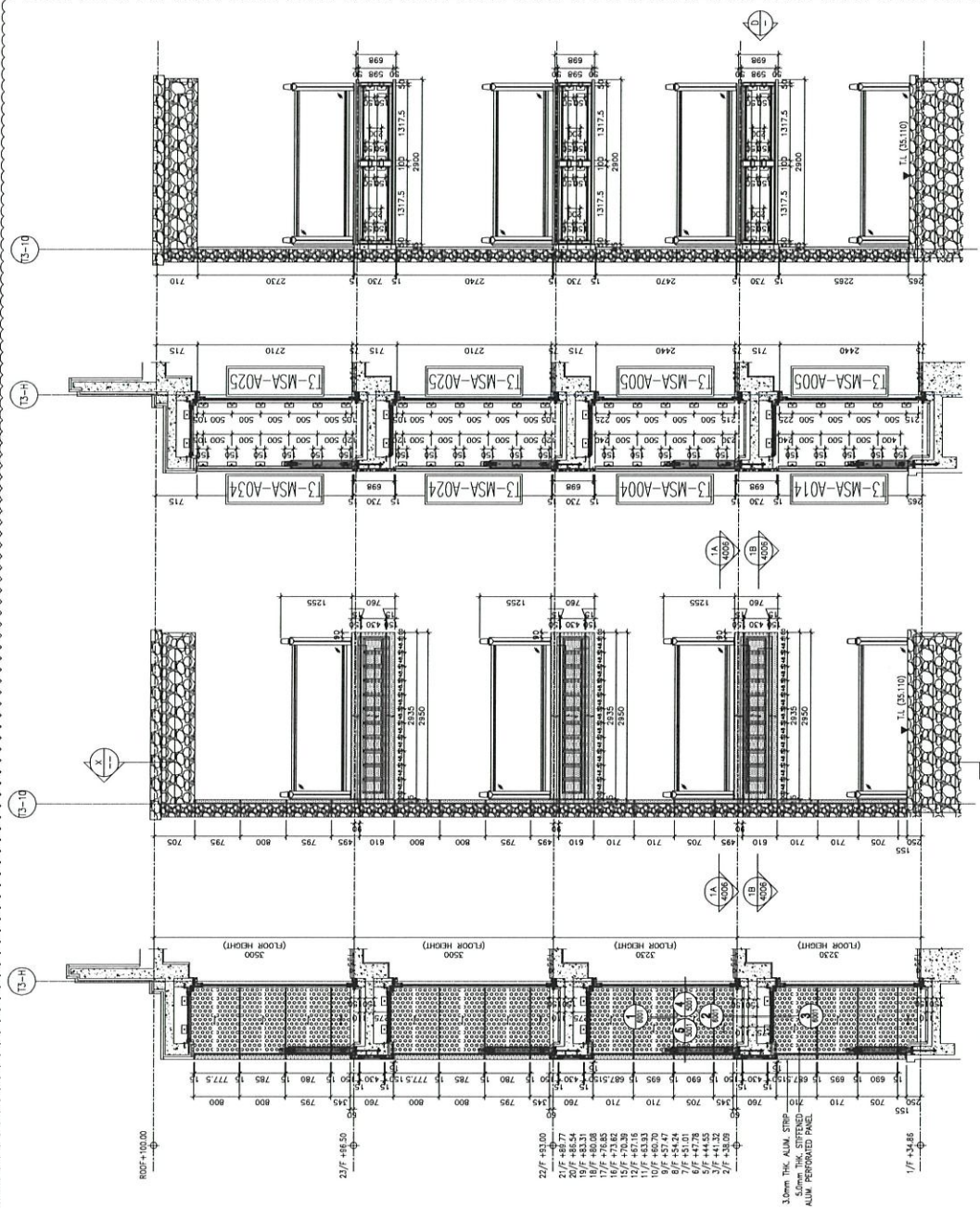
JOB NO. : J-852  
PROJECT : PROPOSED RESIDENTIAL DEVELOPMENT AT 139 - 147 ARGYLE STREET, NKIL 6005, 6035 R.P., 6036 R.P., 6037 R.P. & 6038 R.P.

TITLE : PART ELEVATION, PLAN & SECTION OF ALUM. & ACOUSTIC CLADDING FOR TOWER 2 FLAT C BAL.

DATE : 12-MAY-20 SCALE : 1:80  
DRAWN BY : LHR CHECKED BY : DW

**美特鋁質有限公司**  
MIDI ALUMINIUM FABRICATOR LTD.  
Units 6-8, Sunray Industrial Centre, 1/F  
610 Chee Koo Ling Road, Rawlson  
Tel:23489211-4 Fax:(852)2727666

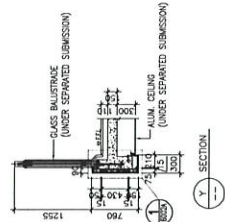
DWG NO. : J852-SD-ACA-4005 REV. : C



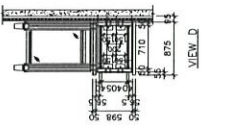
3 STEEL MEMBER CONNECTION FOR 4006 FLAT C (T3, 2/F-23/F)

2 STEEL MEMBER CONNECTION FOR 4006 FLAT C (T3, 2/F-23/F)

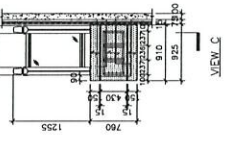
1 PARTIAL ELEVATION OF BALCONY FOR 4006 FLAT C (T3, 2/F-23/F)



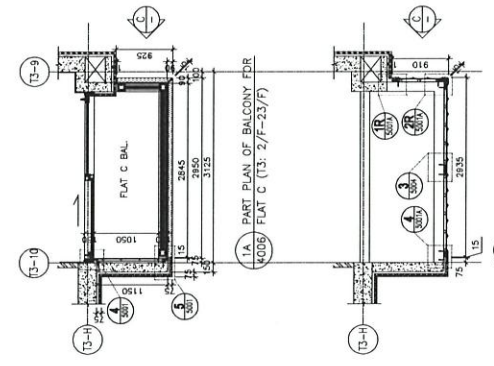
Y-Y SECTION



VIEW D



VIEW C



1.A PART PLAN OF BALCONY FOR 4006 FLAT C (T3, 2/F-23/F)

1.B PART PLAN OF BALCONY FOR 4006 FLAT C (T3, 2/F-23/F)

X-X SECTION

- 1/F 13-88
  - 22/F 43-00
  - 20/F 48-77
  - 20/F 48-54
  - 19/F 48-21
  - 18/F 48-31
  - 17/F 47-85
  - 16/F 47-62
  - 15/F 47-16
  - 14/F 46-33
  - 13/F 45-24
  - 12/F 45-17
  - 11/F 44-55
  - 10/F 44-55
  - 9/F 44-55
  - 8/F 44-55
  - 7/F 43-20
- 3.0mm THK ALUM STRIP  
5.0mm THK STIFFENED  
ALUM PERFORATED PANEL

B.D. REF :

CLIENT :

ARCHITECT :  
**AGC DESIGN LTD.**

MAIN CONTRACTOR :  
**Gammon**

STRUCTURAL ENGINEER :  
**ARUP**

FAÇADE CONSULTANT :  
**MEINHARDT**

NOTE :  
1. ALL DIMENSIONS ARE IN mm.  
2. ALL ELEVATIONS ARE VIEWED FROM OUTSIDE.  
3. ALL DIMENSIONS TO BE VERIFIED ON SITE BEFORE FABRICATION.

LEGEND :  
 (X1) DETAIL MARK NO.  
 (X2001) REFER SHEET NO.  
 1. F.F.L. --- FINISHED FLOOR LEVEL  
 2. S.F.L. --- STRUCTURAL FLOOR LEVEL  
 3. (R) --- REVERSED DETAIL  
 4. (Hatched) 3.0mm THK. ALUM. CLADDING  
 5. (Dotted) 5.0mm THK. STIFFENED ALUM. PERFORATED PANEL

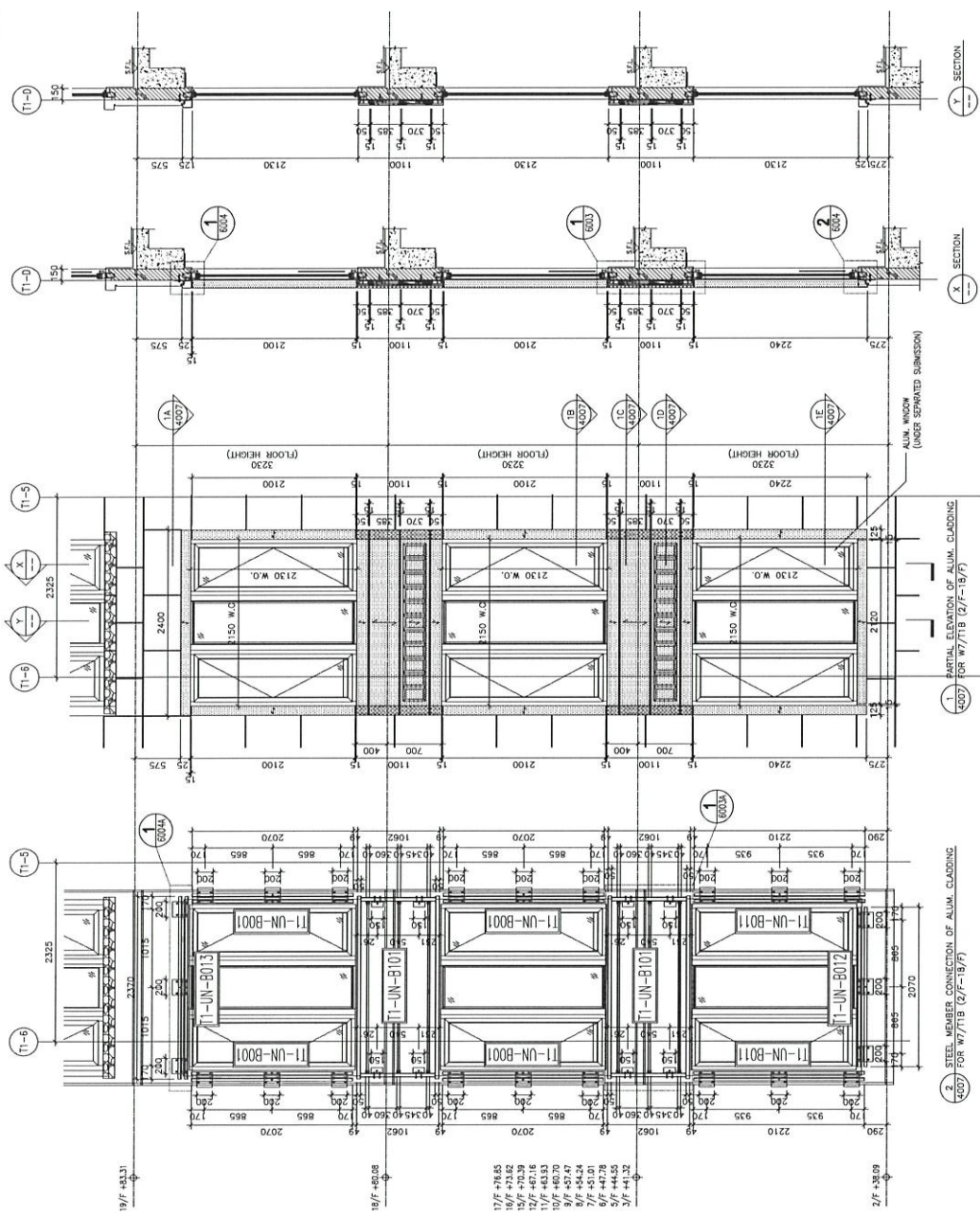
NO.	DATE	REVISION
C	30-11-2020	REVISION SUBJECT TO ARCH COMMENT
A	24-06-2020	REVISION SUBJECT TO ARCH COMMENT
		REVISED

JOB NO. : J-852  
 PROJECT : PROPOSED RESIDENTIAL DEVELOPMENT  
 AT 139 - 147 ARGYLE STREET,  
 NKIL 6005, 6035 R.P., 6036 R.P.,  
 6037 R.P. & 6038 R.P.

TITLE : PART ELEVATION, PLAN & SECTION OF ALUM. & ACOUSTIC CLADDING FOR TOWER 3 FLAT C BAL.

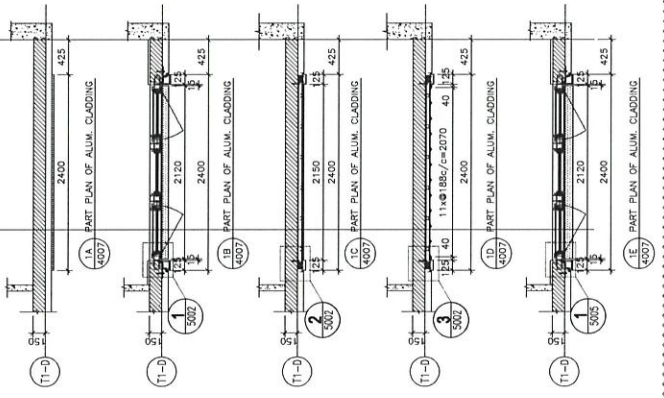
DATE : 12-MAY-20 SCALE : 1:80  
 DRAWN BY : LHR CHECKED BY : DW

**美特銘質有限公司**  
**MIDI ALUMINIUM FABRICATOR LTD.**  
 Units 6-8, Sunray Industrial Centre, 1/F  
 610 Che Kwo Ling Road, Kwailoon  
 Tel:23489211-4 Fax:(852)2727666  
 DWG NO. : JB52-SD-ACA-4006 REV. : C



1 PARTIAL ELEVATION OF ALUM. CLADDING FOR W7/T1B (2/F-18/F)

2 STEEL MEMBER CONNECTION OF ALUM. CLADDING FOR W7/T1B (2/F-18/F)



B.D. REF :

暫停

CLIENT :

ARCHITECT :

**AGC**  
GENERAL TRADING CO., LTD.

MAIN CONTRACTOR :

**Gammon**

STRUCTURAL ENGINEER :

**ARUP**

FACADE CONSULTANT :

**MEINHARDT**

NOTE :

- ALL DIMENSIONS ARE IN mm.
- ALL ELEVATIONS ARE VIEWED FROM OUTSIDE.
- ALL DIMENSIONS TO BE VERIFIED ON SITE BEFORE FABRICATION.

LEGEND :

X1 - DETAIL MARK NO.  
 4001 - REFER SHEET NO.

- F.F.L. - FINISHED FLOOR LEVEL
- S.F.L. - STRUCTURAL FLOOR LEVEL
- (/)- REVERSED DETAIL
- 3.0mm THK. ALUM. CLADDING
- 5.0mm THK. STIFFENED ALUM. PERFORATED PANEL

NO.	DATE	REVISION	REVISION SUBJECT TO ARCH COMMENT	BY
E	1-12-2020	REVISION	SUBJECT TO ARCH COMMENT	WH
A	24-08-2020	REVISION	SUBJECT TO ARCH COMMENT	WH
		REVISED		BY

JOB NO. : J-852

PROJECT : PROPOSED RESIDENTIAL DEVELOPMENT AT 139 - 147 ARGYLE STREET, NKIL 6005, 6035 R.P., 6036 R.P., 6037 R.P. & 6038 R.P.

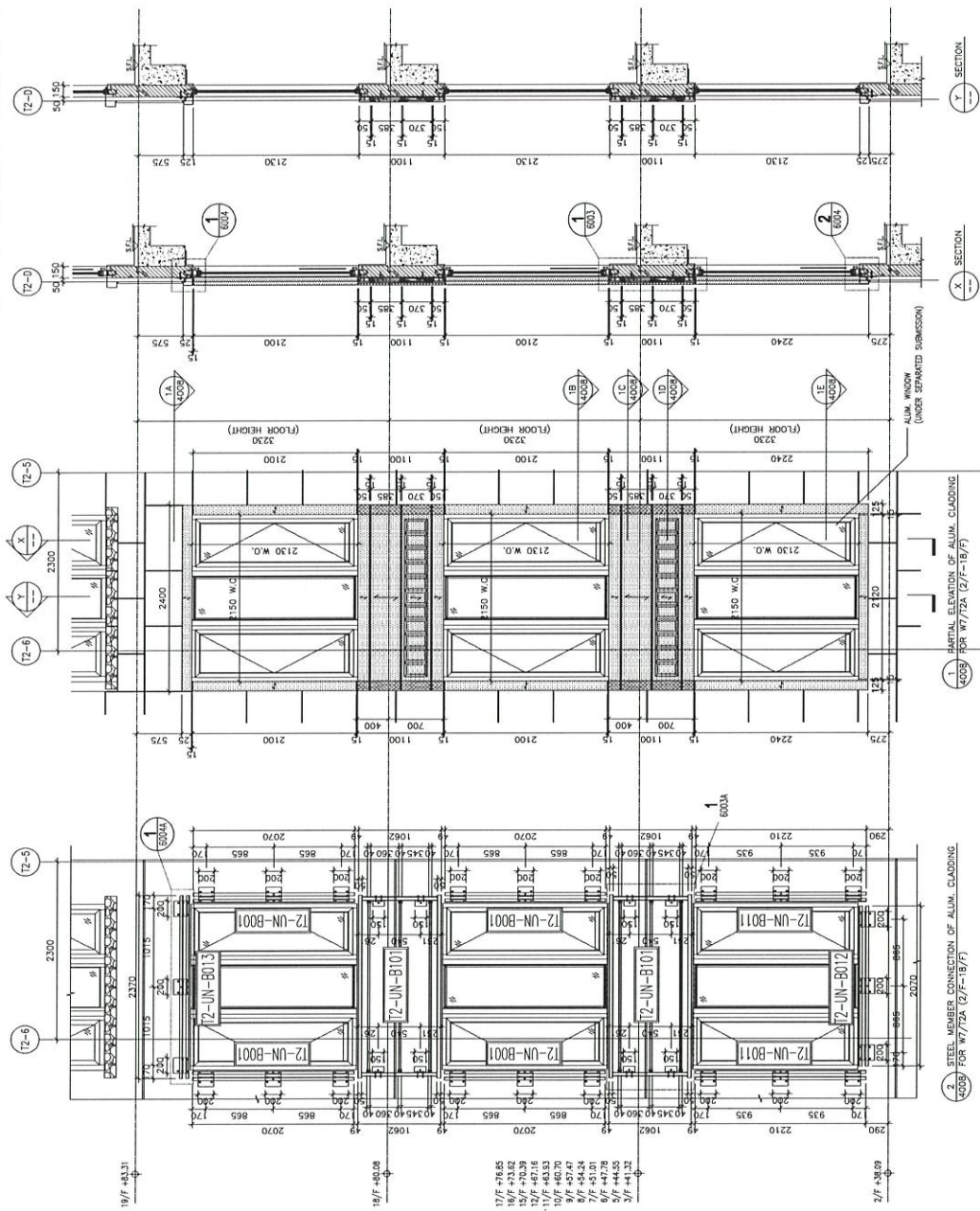
TITLE : PART ELEVATION, PLAN & SECTION OF ALUM. CLADDING FOR W7/T1B (2/F-18/F)

DATE : 12-MAY-20 SCALE : 1:60

DRAWN BY : LHR CHECKED BY : DW

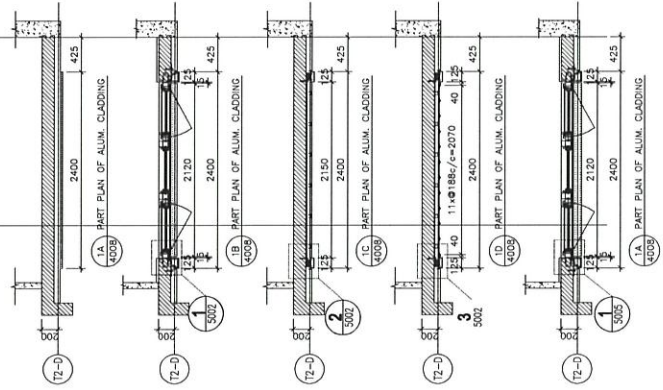
**美特鋁質有限公司**  
**MIDI ALUMINIUM FABRICATOR LTD.**  
 Units 6-8, Sunny Industrial Centre, 1/F  
 1510 Chee Kwo Ling Road, Kwunoon  
 Tel: 23489211-4, Fax: 6832727666

DWG NO. : JB52-S0-ACA-4007 REV. : C



1 PARTIAL ELEVATION OF ALUM. CLADDING  
4035B FOR W7/T2A (2/F-18/F)

2 STEEL MEMBER CONNECTION OF ALUM. CLADDING  
4035B FOR W7/T2A (2/F-18/F)



1A PART PLAN OF ALUM. CLADDING  
4035B

1B PART PLAN OF ALUM. CLADDING  
4035B

1C PART PLAN OF ALUM. CLADDING  
4035B

1D PART PLAN OF ALUM. CLADDING  
4035B

1E PART PLAN OF ALUM. CLADDING  
4035B

B.D. REF :

# 暫停

CLIENT :

ARCHITECT :

**AGC**  
GENERAL LTD.

MAIN CONTRACTOR :

**Gammon**

STRUCTURAL ENGINEER :

**ARUP**

FAÇADE CONSULTANT :

**MEINHARDT**

NOTE :

- ALL DIMENSIONS ARE IN mm.
- ALL ELEVATIONS ARE VIEWED FROM OUTSIDE.
- ALL DIMENSIONS TO BE VERIFIED ON SITE BEFORE FABRICATION.

LEGEND :

X1 DETAIL MARK NO.  
X001 REFER SHEET NO.

- F.F.L. — FINISHED FLOOR LEVEL
- S.F.L. — STRUCTURAL FLOOR LEVEL
- (/R) — REVERSED DETAIL
- 3.0mm THK. ALUM. CLADDING
- 5.0mm THK. STIFFENED ALUM. PERFORATED PANEL

NO.	DATE	REVISED	BY
C	1-12-2020	REVISION SUBJECT TO ARCH COMMENT	MM
A	24-08-2020	REVISION SUBJECT TO ARCH COMMENT	MM

JOB NO. : J-852

PROJECT :  
PROPOSED RESIDENTIAL DEVELOPMENT  
AT 139 - 147 ARGYLE STREET,  
NKIL 6005, 6035 R.P., 6036 R.P.,  
6037 R.P. & 6038 R.P.

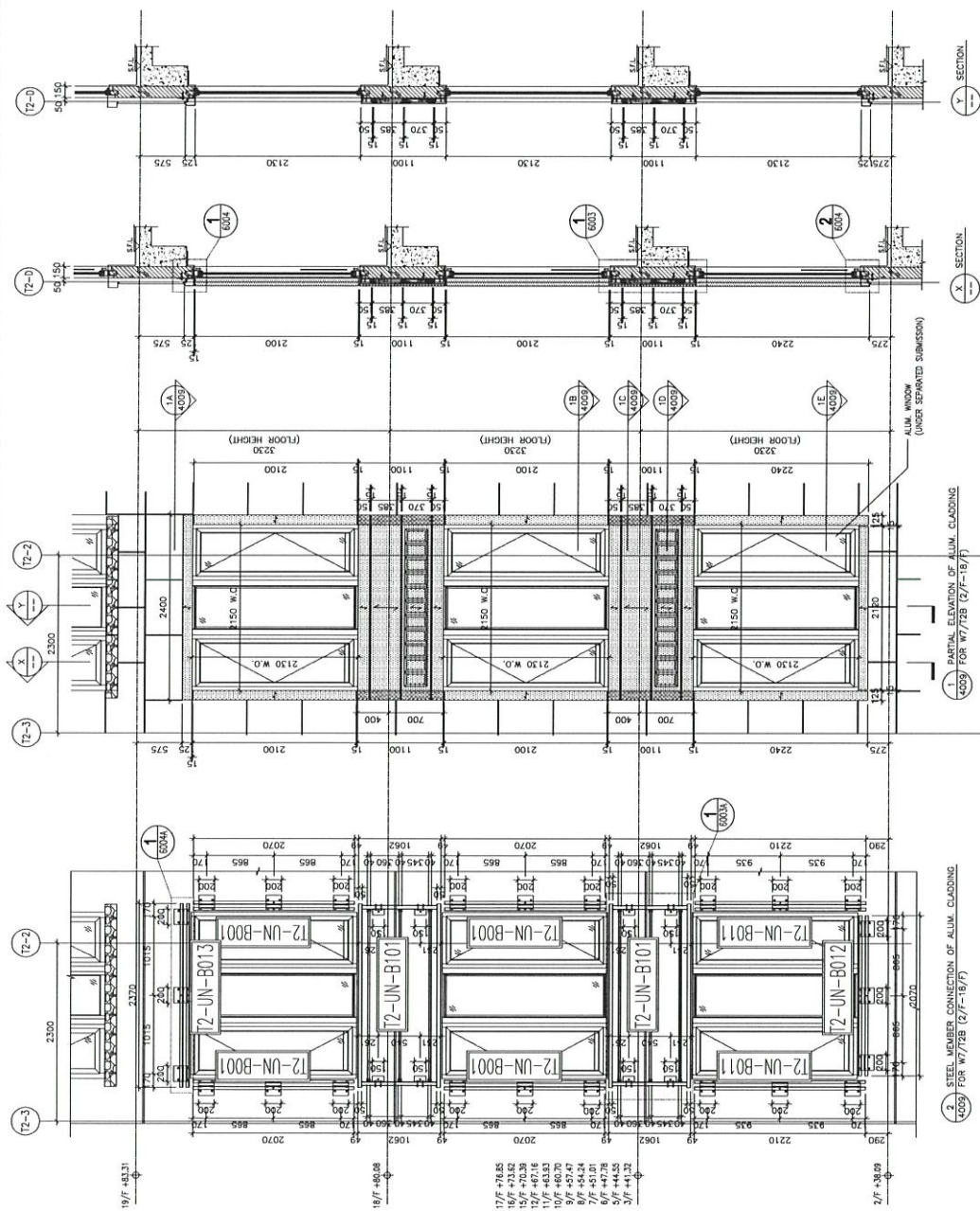
TITLE :  
PART ELEVATION, PLAN & SECTION OF  
ALUM. CLADDING  
FOR W7/T2A (2/F-18/F)

DATE : 12-MAY-20 SCALE : 1:60

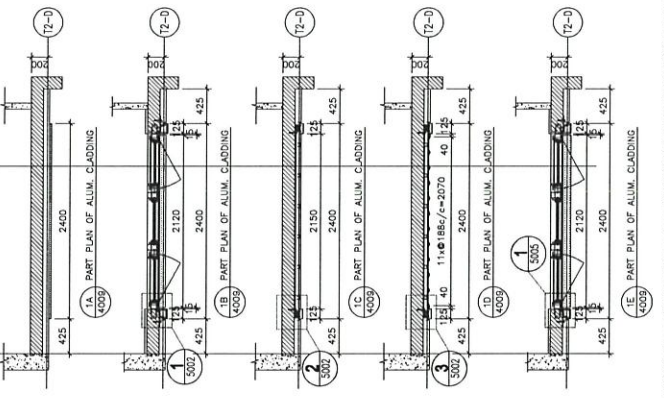
DRAWN BY : LHR CHECKED BY : DW

**美特鋁質有限公司**  
MIDI ALUMINIUM FABRICATOR LTD.  
Units 6-8, Sunway Industrial Centre, 1/F  
610 Cha Kwo Ling Road, Kowloon  
Tel: 2489211-4 Fax: (852) 2727666

DWG NO. : J852-SD-ACA-4008 REV. : C



2 STEEL MEMBER CONNECTION OF ALUM. CLADDING  
4009 FOR W7/T2B (2/F-18/F)



1 PARTIAL ELEVATION OF ALUM. CLADDING  
4009 FOR W7/T2B (2/F-18/F)

1A PART PLAN OF ALUM. CLADDING  
4009

1B PART PLAN OF ALUM. CLADDING  
4009

1C PART PLAN OF ALUM. CLADDING  
4009

1D PART PLAN OF ALUM. CLADDING  
4009

1E PART PLAN OF ALUM. CLADDING  
4009

B.D. REF :

暫停

CLIENT :

ARCHITECT :  
**AGC DESIGN LTD**

MAIN CONTRACTOR :  
**Gammon**

STRUCTURAL ENGINEER :  
**ARUP**

FAÇADE CONSULTANT :  
**MEINHARDT**

NOTE :  
1. ALL DIMENSIONS ARE IN mm.  
2. ALL ELEVATIONS ARE VIEWED FROM OUTSIDE.  
3. ALL DIMENSIONS TO BE VERIFIED ON SITE BEFORE FABRICATION.

LEGEND :  
X1 DETAIL MARK NO.  
X001 REFER SHEET NO.

1. F.F.L. — FINISHED FLOOR LEVEL  
2. S.F.L. — STRUCTURAL FLOOR LEVEL  
3. / — REVERSED DETAIL  
4. 3.0mm THK. ALUM. CLADDING  
5. 5.0mm THK. STIFFENED ALUM. PERFORATED PANEL

E	1-13-2020	REVISION SUBJECT TO ARCH COMMENT	MM
M	24-06-2020	REVISION SUBJECT TO ARCH COMMENT	MM
A	DATE	REVISION	BY

JOB NO. : J-852

PROJECT :  
PROPOSED RESIDENTIAL DEVELOPMENT  
AT 139 - 147 ARGYLE STREET,  
NKIL 6005, 6035 R.P., 6036 R.P.,  
6037 R.P. & 6038 R.P.

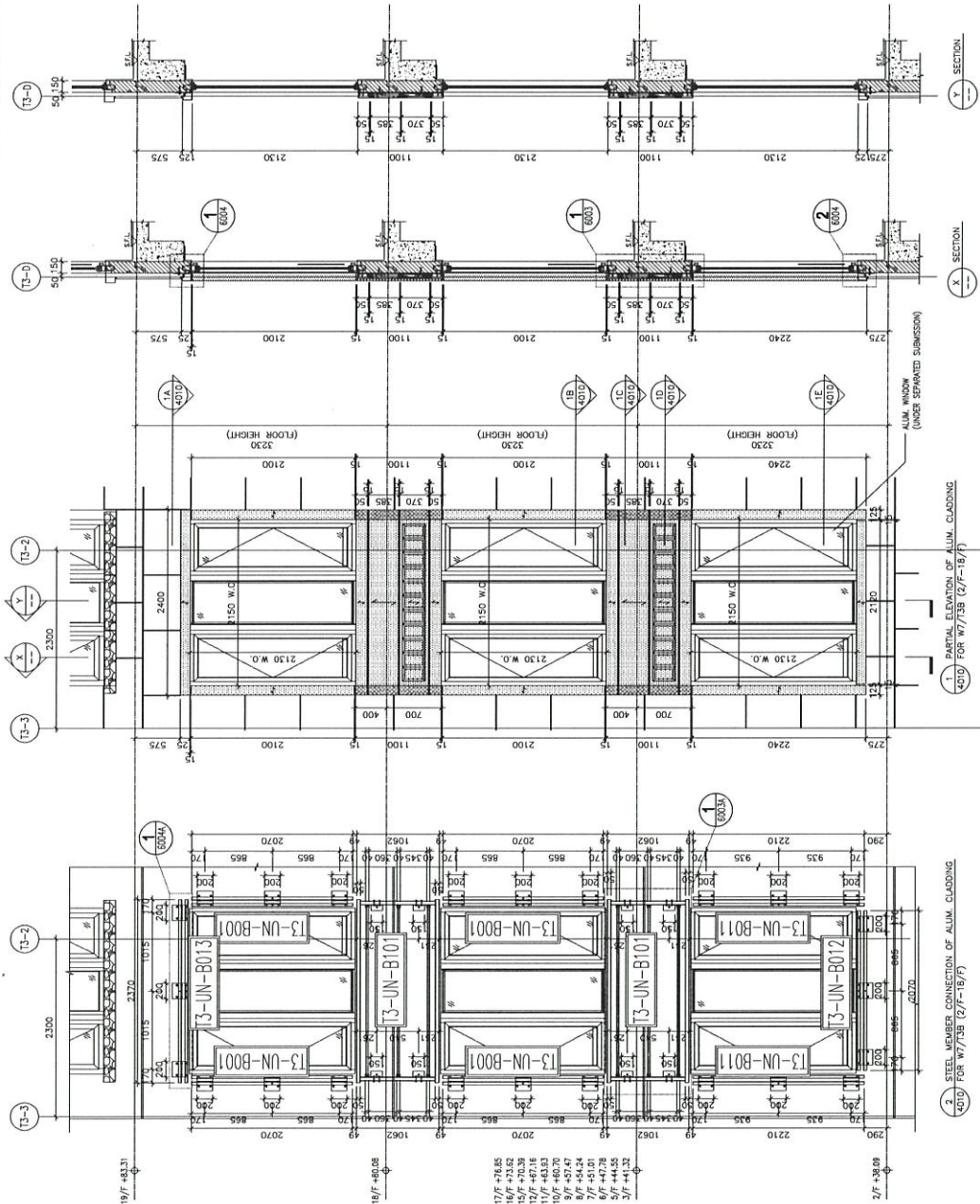
TITLE :  
PART ELEVATION, PLAN & SECTION OF  
ALUM. CLADDING  
FOR W7/T2B (2/F-18/F)

DATE : 12-MAY-20      SCALE : 1:60

DRAWN BY : LHR      CHECKED BY : DW

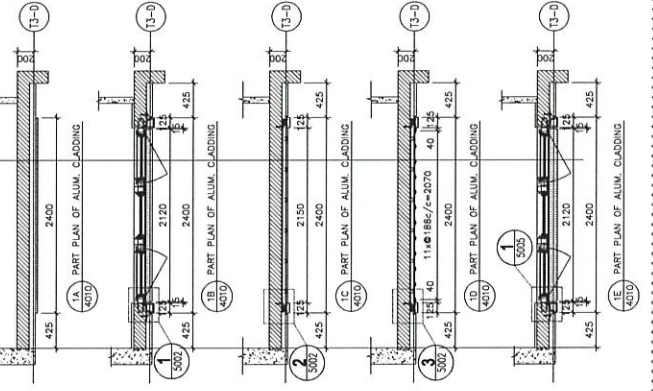
**美特鋁質有限公司**  
MIDI ALUMINIUM FABRICATOR LTD.  
Units 6-8, Sunray Industrial Centre, 1/F  
610 Cha Kwo Ling Road, Kwailoon  
Tel: 23489211-4 Fax: (852) 27272666

DWG NO. : J852-SD-ACA-4009      REV. : C



1 PARTIAL ELEVATION OF ALUM. CLADDING  
420/D FOR W7/T3B (2/F-18/F)

2 STEEL MEMBER CONNECTION OF ALUM. CLADDING  
420/D FOR W7/T3B (2/F-18/F)



1A PART PLAN OF ALUM. CLADDING  
420/D

1B PART PLAN OF ALUM. CLADDING  
420/D

1C PART PLAN OF ALUM. CLADDING  
420/D

1D PART PLAN OF ALUM. CLADDING  
420/D

1E PART PLAN OF ALUM. CLADDING  
420/D

- 19/F 48.31
- 18/F 40.08
- 17/F 78.85
- 16/F 73.62
- 15/F 70.39
- 14/F 67.16
- 13/F 63.93
- 12/F 60.70
- 9/F 47.47
- 7/F 45.24
- 6/F 47.78
- 5/F 44.55
- 3/F 41.32
- 2/F 43.09

B.D. REF :

CLIENT :

ARCHITECT :  
**AGC**  
DESIGN LTD

MAIN CONTRACTOR :  
**Gammon**

STRUCTURAL ENGINEER :  
**ARUP**  
FACADE CONSULTANT:  
**MEINHARDT**

NOTE :  
1. ALL DIMENSIONS ARE IN MM.  
2. ALL ELEVATIONS ARE VIEWED FROM OUTSIDE.  
3. ALL DIMENSIONS TO BE VERIFIED ON SITE BEFORE FABRICATION.

LEGEND :  
X1 DETAIL MARK NO.  
2001 REFER SHEET NO.  
1 F.F.L. — FINISHED FLOOR LEVEL.  
2 S.F.L. — STRUCTURAL FLOOR LEVEL.  
3 (R) — REVERSED DETAIL.  
4 3.0mm THK. ALUM. CLADDING  
5 5.0mm THK. STIFFENED ALUM. PERFORATED PANEL.

E	1-13-2020	REVISION SUBJECT TO ARCH COMMENT	MM
A	24-08-2020	REVISION SUBJECT TO ARCH COMMENT	MM
PREL	DATE	REVISED	BY

JOB NO. : J-852  
PROJECT : PROPOSED RESIDENTIAL DEVELOPMENT AT 139 - 147 ARGYLE STREET, NKIL 6005, 6035 R.P., 6036 R.P., 6037 R.P. & 6038 R.P.

TITLE : PART ELEVATION, PLAN & SECTION OF ALUM. CLADDING FOR W7/T3B (2/F-18/F)

DATE : 12-MAY-20 SCALE : 1:60  
DRAWN BY : LHR CHECKED BY : DOW

**美特鋁質有限公司**  
MIDI ALUMINIUM FABRICATOR LTD.  
Units 6-8, Sunray Industrial Centre, 1/F  
6510 Che Kwo Ling Road, Kowloon  
Tel: 23489211-4, Fax: (852) 27272666


DWG NO. : J852-SD-ACA-4010 REV. : C





B.D. REF :


暫停

CLIENT :

ARCHITECT :  
  
 AGC DESIGN LTD  
 11/F, 118, Des Voeux Road, West, Hong Kong

MAIN CONTRACTOR :  
  
 Gammon

STRUCTURAL ENGINEER :  
  
 ARUP

FAÇADE CONSULTANT :  
  
 MEINHARDT

NOTE :  
 1. ALL DIMENSIONS ARE IN mm.  
 2. ALL ELEVATIONS ARE VIEWED FROM OUTSIDE.  
 3. ALL DIMENSIONS TO BE VERIFIED ON SITE BEFORE FABRICATION.

LEGEND :

(X1) DETAIL MARK NO.  
 (A001) REFER SHEET NO.


1. F.F.L. --- FINISHED FLOOR LEVEL  
 2. S.F.L. --- STRUCTURAL FLOOR LEVEL  
 3. (R) --- REVERSED DETAIL  
 4. [Hatched] 3.0mm THK. ALUM. CLADDING  
 5. [Hatched] 5.0mm THK. STIFFENED ALUM. PERFORATED PANEL

C	1-12-2020	REVISION SUBJECT TO ARCH COMMENT	MM
A	24-08-2020	REVISION SUBJECT TO ARCH COMMENT	MM
NO.	DATE	REVISION	BY

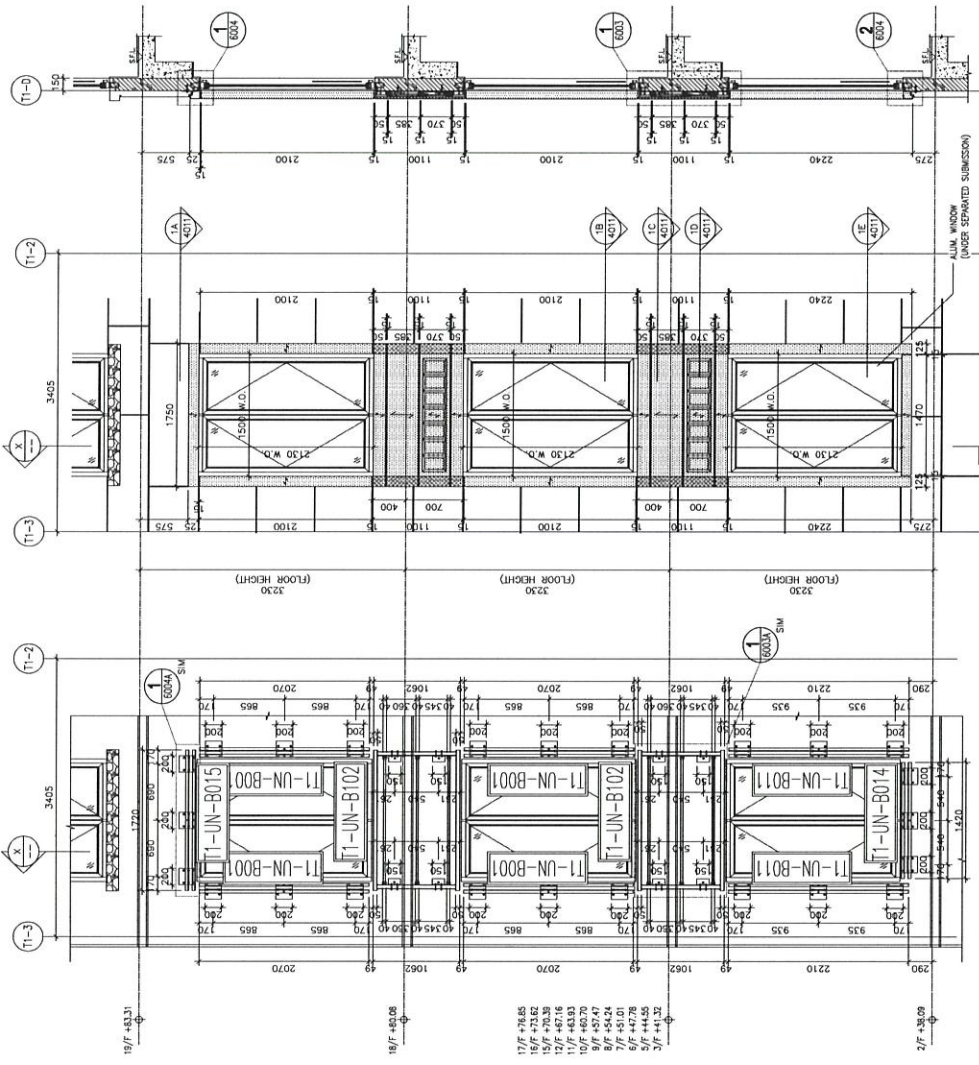
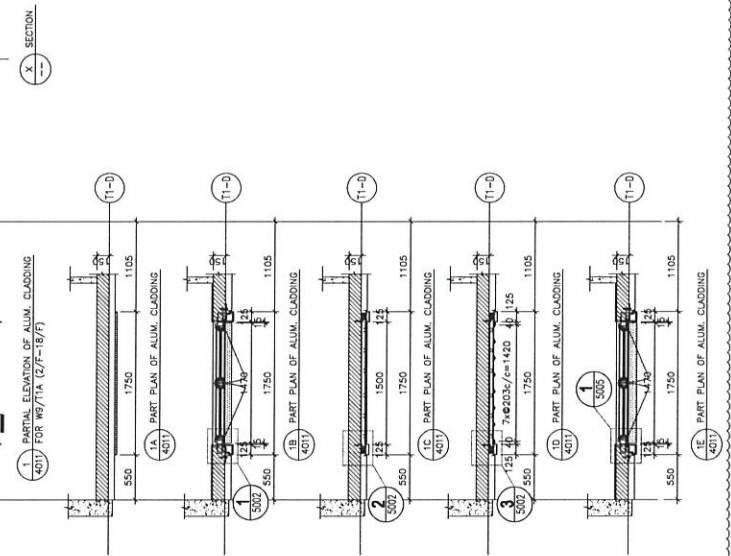
JOB NO. : J-852  
 PROJECT : PROPOSED RESIDENTIAL DEVELOPMENT  
 AT 139 - 147 ARGYLE STREET,  
 NKIL 6005, 6035 R.P., 6036 R.P.,  
 6037 R.P. & 6038 R.P.

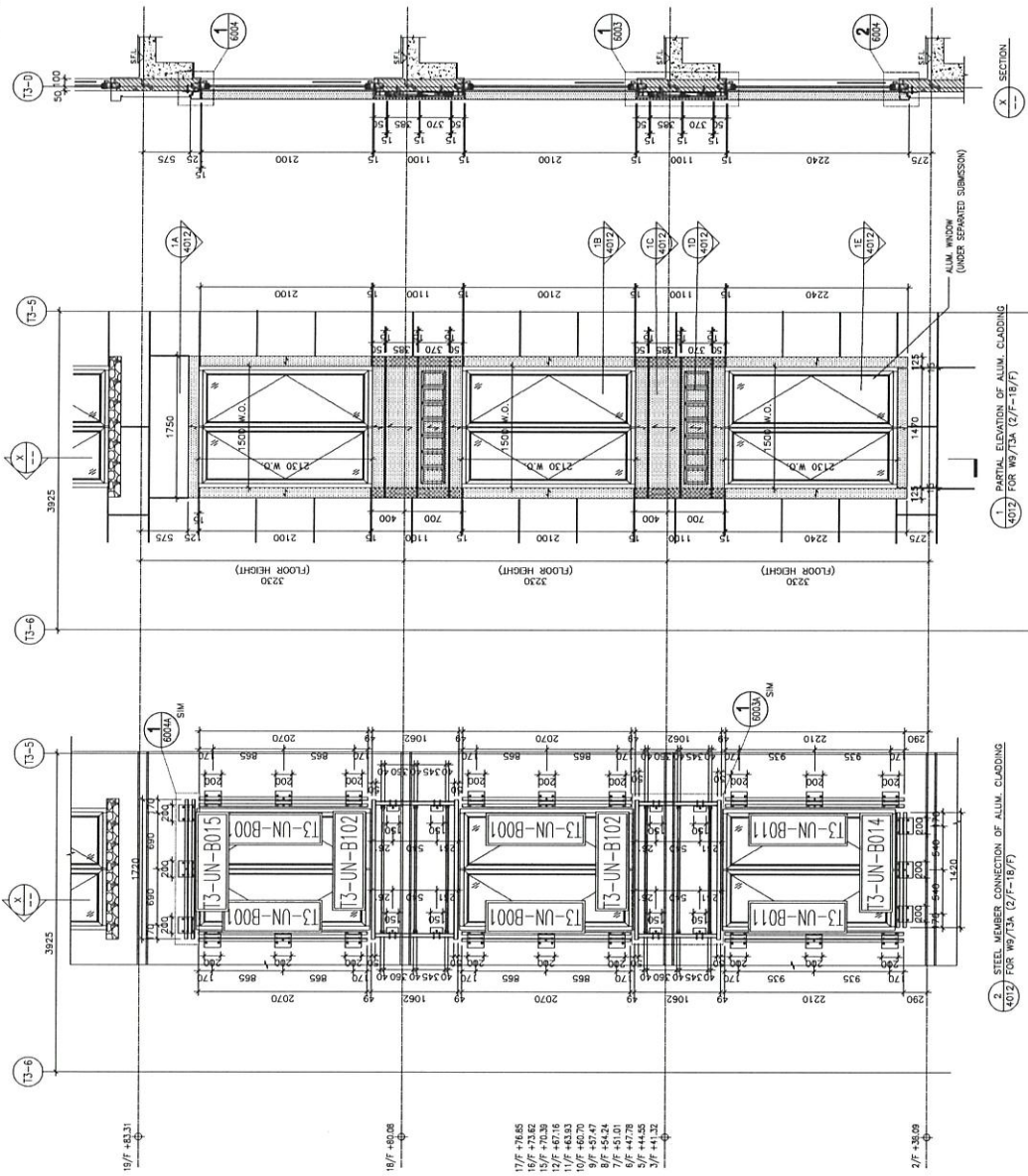
TITLE : PART ELEVATION, PLAN & SECTION OF ALUM. CLADDING FOR W9/T1A (2/F-18/F)

DATE : 12-MAY-20 SCALE : 1:60  
 DRAWN BY : LHR CHECKED BY : DW

  
 MIDI ALUMINIUM FABRICATOR LTD.  
 Units 5-8, Sunway Industrial Centre, 1/F  
 610 Cho Kwo Ling Road, Kowloon  
 Tel: 23489211-4 Fax: (852) 27272666

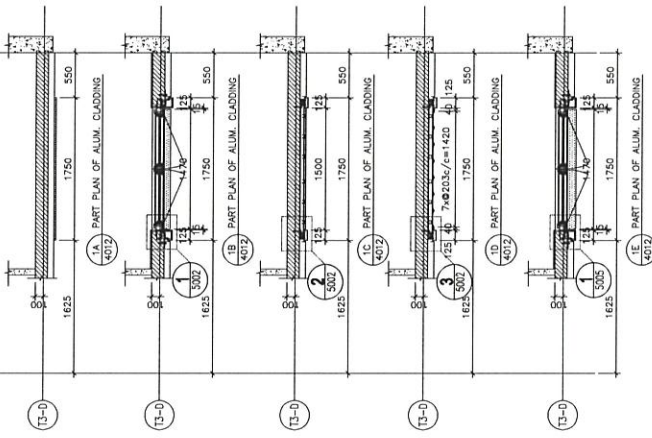
DWG NO. : J852-SD-ACA-4011 REV. : C





1 PARTIAL ELEVATION OF ALUM. CLADDING FOR W9/T3A (2/F-18/F)

2 STEEL MEMBER CONNECTION OF ALUM. CLADDING FOR W9/T3A (2/F-18/F)



B.D. REF :

CLIENT :

ARCHITECT : **AGC DESIGN LTD**

MAIN CONTRACTOR : **Gammon**

STRUCTURAL ENGINEER : **ARUP**

FAÇADE CONSULTANT : **MEINHARDT**

NOTE :

1. ALL DIMENSIONS ARE IN mm.
2. ALL ELEVATIONS ARE VIEWED FROM OUTSIDE.
3. ALL DIMENSIONS TO BE VERIFIED ON SITE BEFORE FABRICATION.

LEGEND :

X1 - DETAIL MARK NO.  
8001 - REFER SHEET NO.

1. F.F.L. --- FINISHED FLOOR LEVEL
2. S.F.L. --- STRUCTURAL FLOOR LEVEL
3. (R) --- REVERSED DETAIL
4. [Pattern] 3.0mm THK. ALUM. CLADDING
5. [Pattern] 5.0mm THK. STIFFENED ALUM. PERFORMED PANEL

C	1-12-2020	REVISION SUBJECT TO ARCH. COMMENT	MB
A	24-06-2020	REVISION SUBJECT TO ARCH. COMMENT	MB
NO.	DATE	REVISION	BY

JOB NO. : J-852

PROJECT : PROPOSED RESIDENTIAL DEVELOPMENT AT 139 - 147 ARGYLE STREET, NKIL 6005, 6035 R.P., 6036 R.P., 6037 R.P. & 6038 R.P.

TITLE : PART ELEVATION, PLAN & SECTION OF ALUM. CLADDING FOR W9/T3A (2/F-18/F)

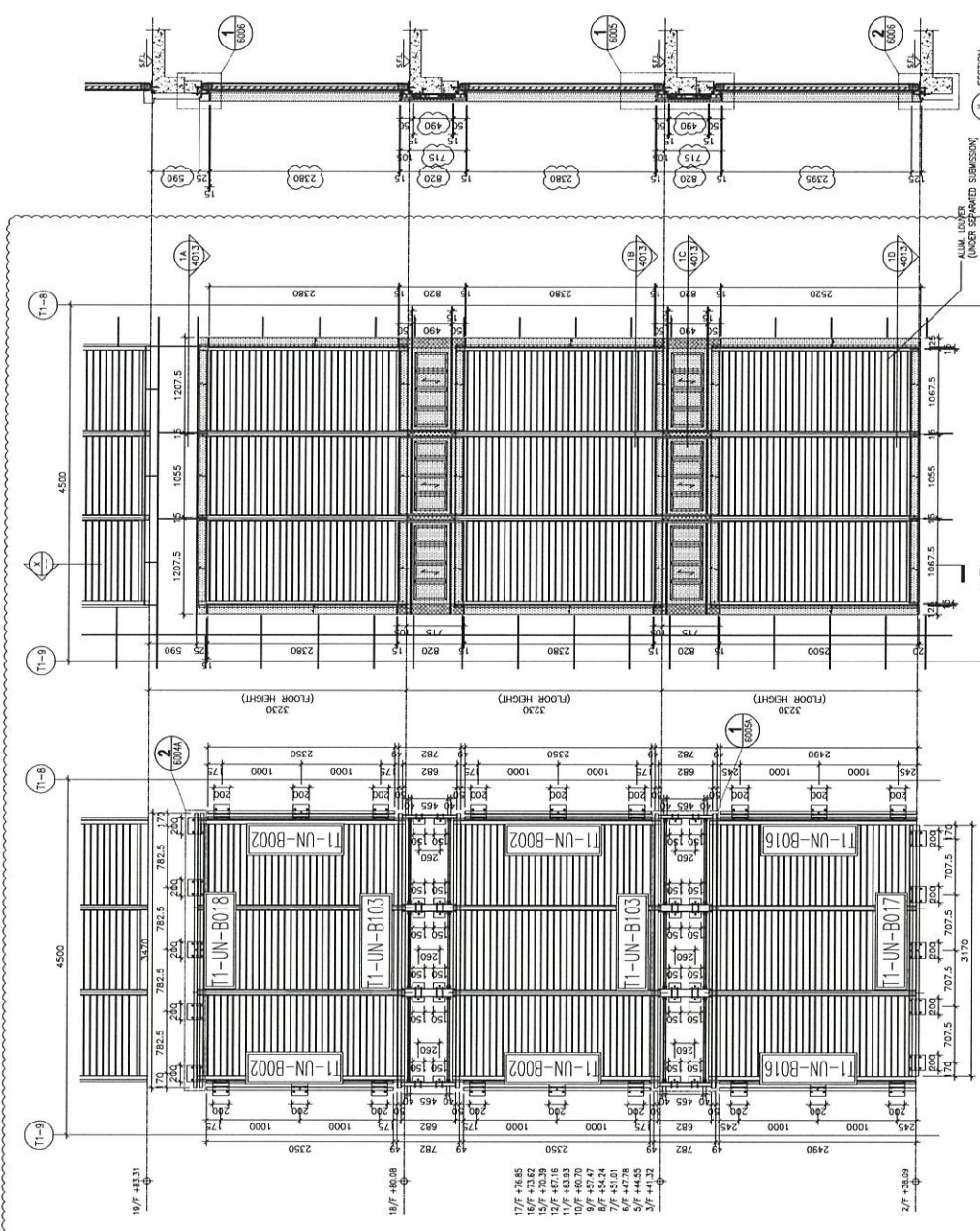
DATE : 12-MAY-20 SCALE : 1:60

DRAWN BY : LHR CHECKED BY : DW

**美特鋁質有限公司**  
MIDI ALUMINIUM FABRICATOR LTD.  
Units 6-8, Sunway Industrial Centre, 1/F  
610 Cha Kwo Ling Road, Kowloon  
Tel: 23489211-4 Fax: (852) 2727666

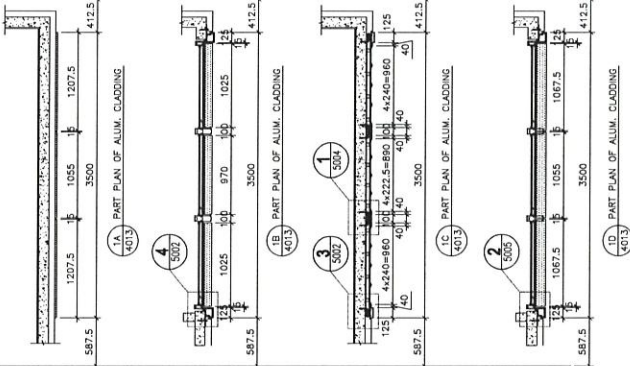
DWG NO. : J852-SD-ACA-4012 REV. : C





1. PARTIAL ELEVATION OF ALUM. CLADDING.  
4013 FOR T1 A/C PLANT ROOM LLC (2/F-18/F)

2. STEEL MEMBER CONNECTION OF ALUM. CLADDING.  
4013 FOR T1 A/C PLANT ROOM LLC (2/F-18/F)



1A. PART PLAN OF ALUM. CLADDING.  
4013

1B. PART PLAN OF ALUM. CLADDING.  
4013

1C. PART PLAN OF ALUM. CLADDING.  
4013

1D. PART PLAN OF ALUM. CLADDING.  
4013

B.D. REF :

CLIENT :

ARCHITECT :  
**AGC DESIGN LTD**

MAIN CONTRACTOR :  
**Gammon**

STRUCTURAL ENGINEER :  
**ARUP**

FAÇADE CONSULTANT :  
**MEINHARDT**

NOTE :  
1. ALL DIMENSIONS ARE IN MM.  
2. ALL ELEVATIONS ARE VIEWED FROM OUTSIDE.  
3. ALL DIMENSIONS TO BE VERIFIED ON SITE BEFORE FABRICATION.

LEGEND :  
 XI — DETAIL MARK NO.  
 8001 — REFER SHEET NO.  
 1. F.F.L. — FINISHED FLOOR LEVEL  
 2. S.F.L. — STRUCTURAL FLOOR LEVEL  
 3. (R) — REVERSED DETAIL  
 4. [Pattern] 3.0mm THK. ALUM. CLADDING  
 5. [Pattern] 5.0mm THK. STIFFENED ALUM. PERFORATED PANEL

C	1-13-2020	REVISION SUBJECT TO ANGL COMMENT	MM
A	24-06-2020	REVISION SUBJECT TO ANGL COMMENT	MM
NO.	DATE	REVISION	BY

JOB NO. : J-852

PROJECT :  
PROPOSED RESIDENTIAL DEVELOPMENT  
AT 139 - 147 ARGYLE STREET,  
NKIL 6005, 6035 R.P., 6036 R.P.,  
6037 R.P. & 6038 R.P.

TITLE :  
PART ELEVATION, PLAN & SECTION OF  
ALUM. CLADDING  
FOR T1 A/C PLANT ROOM LLC  
(2/F-18/F)

DATE : 12-MAY-20      SCALE : 1:60

DRAWN BY : LHR      CHECKED BY : DW

**美特銘質有限公司**  
**MTDI ALUMINIUM FABRICATOR LTD.**  
 Units: 6-8, Sunny Industrial Centre, 1/F  
 610 Cha Kwo Ling Road, Kowloon  
 Tel: 23489211-4    Fax: (852) 27727666

JWC NO. : J852-SD-ACA-4013      REV. : C

招信

B.D. REF :

暫信

CLIENT :



MAIN CONTRACTOR :



STRUCTURAL ENGINEER :



FAÇADE CONSULTANT :



NOTE :

- 1. ALL DIMENSIONS ARE IN mm.
- 2. ALL ELEVATIONS ARE VIEWED FROM OUTSIDE.
- 3. ALL DIMENSIONS TO BE VERIFIED ON SITE BEFORE FABRICATION.

LEGEND :

- ① DETAIL MARK NO.
- ② REFER SHEET NO.
- 1. F.F.L. — FINISHED FLOOR LEVEL
- 2. S.F.L. — STRUCTURAL FLOOR LEVEL
- 3. (R) — REVERSED DETAIL
- ④ 3.0mm THK. ALUM. CLADDING
- ⑤ 5.0mm THK. STIFFENED ALUM. PERFORATED PANEL

C	1-13-2020	REVISION SUBJECT TO ARCH COMMENT	MM
A	24-08-2020	REVISION SUBJECT TO ARCH COMMENT	MM
NO.	DATE	REVISED	BY

JOB NO. : J-852

PROJECT :  
 PROPOSED RESIDENTIAL DEVELOPMENT  
 AT 139 - 147 ARGYLE STREET,  
 NKIL 6005, 6035 R.P., 6036 R.P.,  
 6037 R.P. & 6038 R.P.

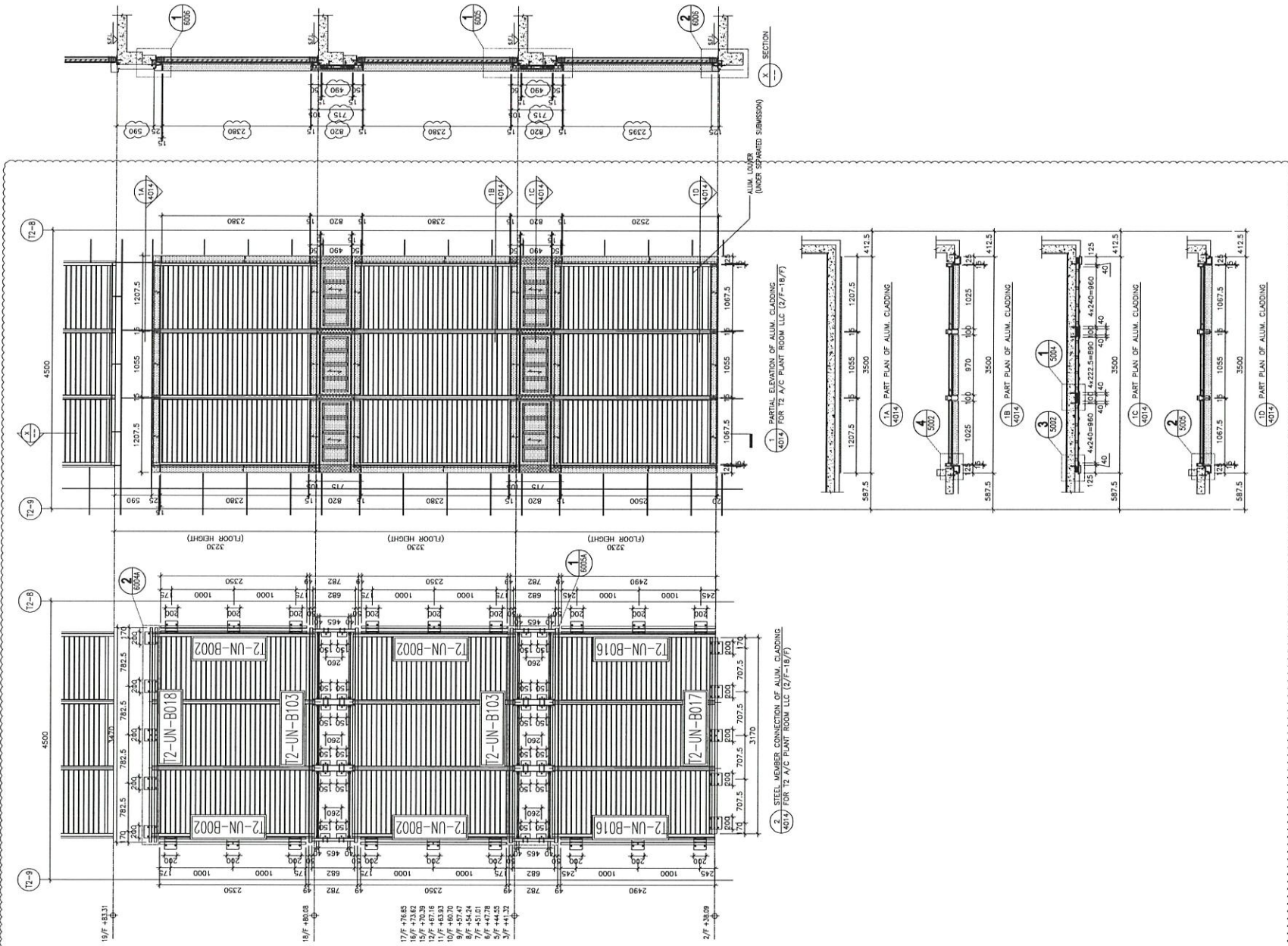
TITLE :  
 PART ELEVATION, PLAN & SECTION OF  
 ALUM. CLADDING  
 FOR T2 A/C PLANT ROOM LLC (2/F-18/F)

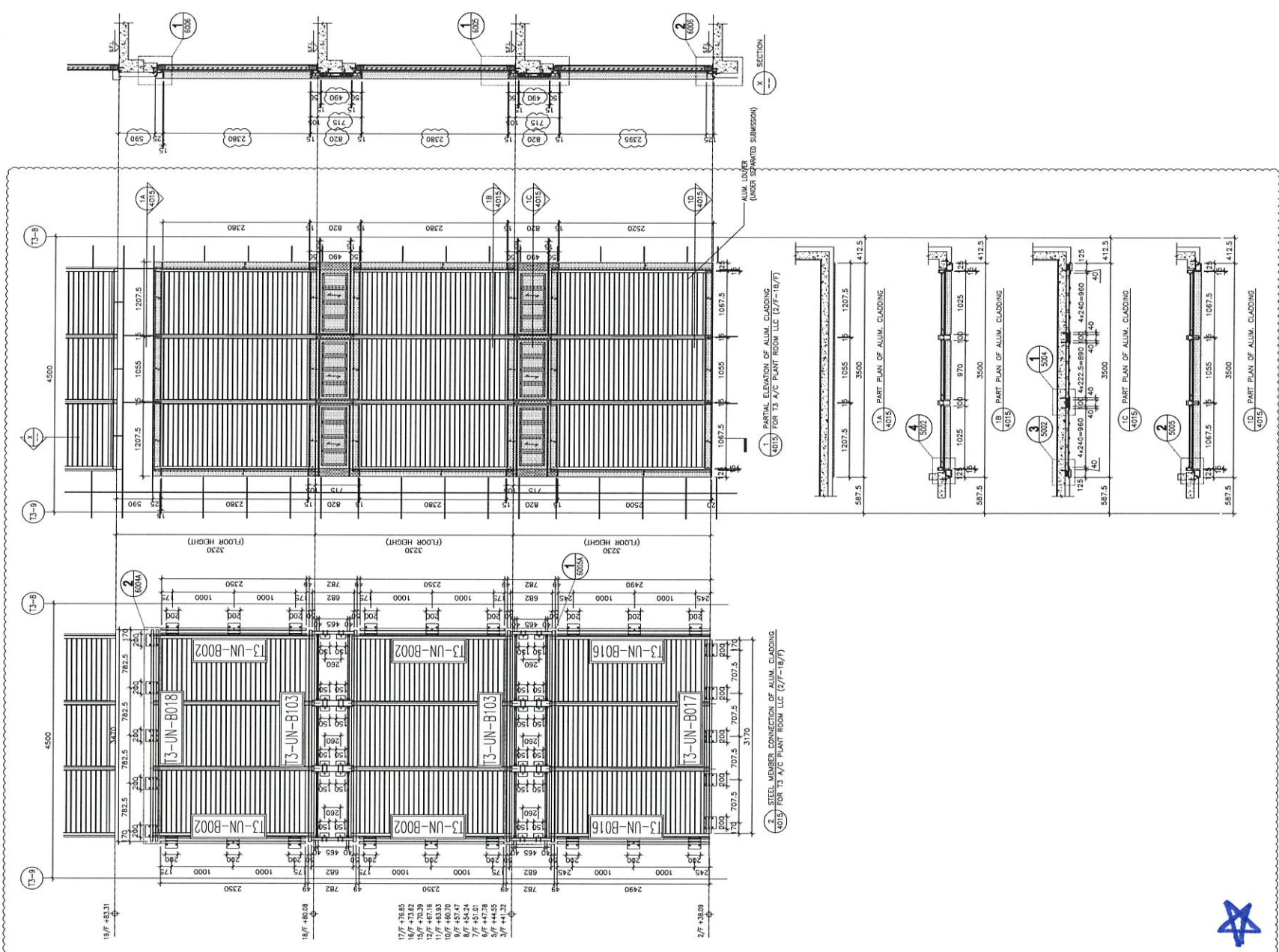
DATE : 12-MAY-20 SCALE : 1:60

DRAWN BY : LHR CHECKED BY : DW

美特鋁質有限公司  
 MIDI ALUMINIUM FABRICATOR LTD.  
 Units 6-8, Sunray Industrial Centre, 1/F  
 610 Cha Kwo Ling Road, Kwailoon  
 Tel:23489211-4 Fax:(852)2727666

DWG NO. : J852-SD-ACA-4014 REV. : C





B.D. REF :

CLIENT :

ARCHITECT : **AGC DESIGN LTD**

MAIN CONTRACTOR : **Gammon**

STRUCTURAL ENGINEER : **ARUP**

FAÇADE CONSULTANT : **MEINHARDT**

NOTE :

1. ALL DIMENSIONS ARE IN mm.
2. ALL ELEVATIONS ARE VIEWED FROM OUTSIDE.
3. ALL DIMENSIONS TO BE VERIFIED ON SITE BEFORE FABRICATION.

LEGEND :

1. DETAIL MARK NO.
2. REFER SHEET NO.
1. F.F.L. — FINISHED FLOOR LEVEL
2. S.F.L. — STRUCTURAL FLOOR LEVEL
3. (R) — REVERSED DETAIL
4. [Symbol] 3.0mm THK. ALUM. CLADDING
5. [Symbol] 5.0mm THK. STIFFENED ALUM. PERFORATED PANEL

C	1-13-2020	REVISION SUBJECT TO ARCH COMMENT	MM
A <td>24-08-2020</td> <td>REVISION SUBJECT TO ARCH COMMENT</td> <td>MM</td>	24-08-2020	REVISION SUBJECT TO ARCH COMMENT	MM
D <td>DATE</td> <td>REVISION</td> <td>BY</td>	DATE	REVISION	BY

JOB NO. : J-852

PROJECT : PROPOSED RESIDENTIAL DEVELOPMENT AT 139 - 147 ARGYLE STREET, NKIL 6005, 6035 R.P., 6036 R.P., 6037 R.P. & 6038 R.P.

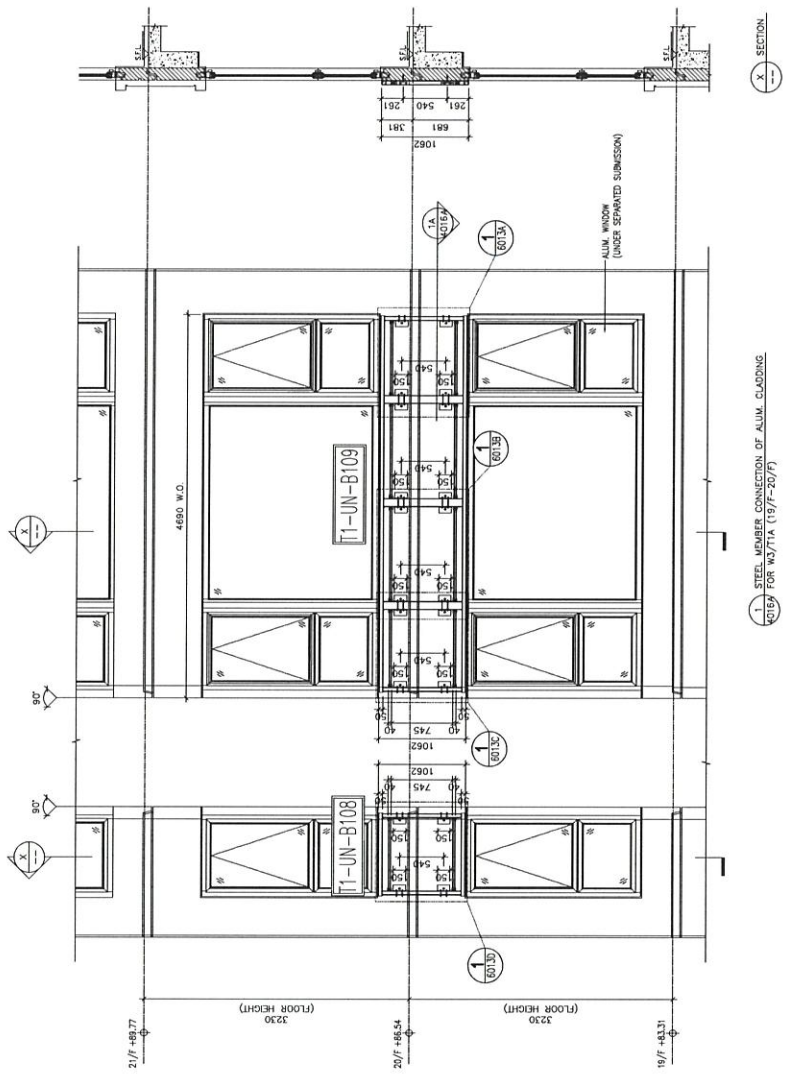
TITLE : PART ELEVATION, PLAN & SECTION OF ALUM. CLADDING FOR T3 A/C PLANT ROOM LLC (2/F-18/F)

DATE : 12-MAY-20 SCALE : 1:60

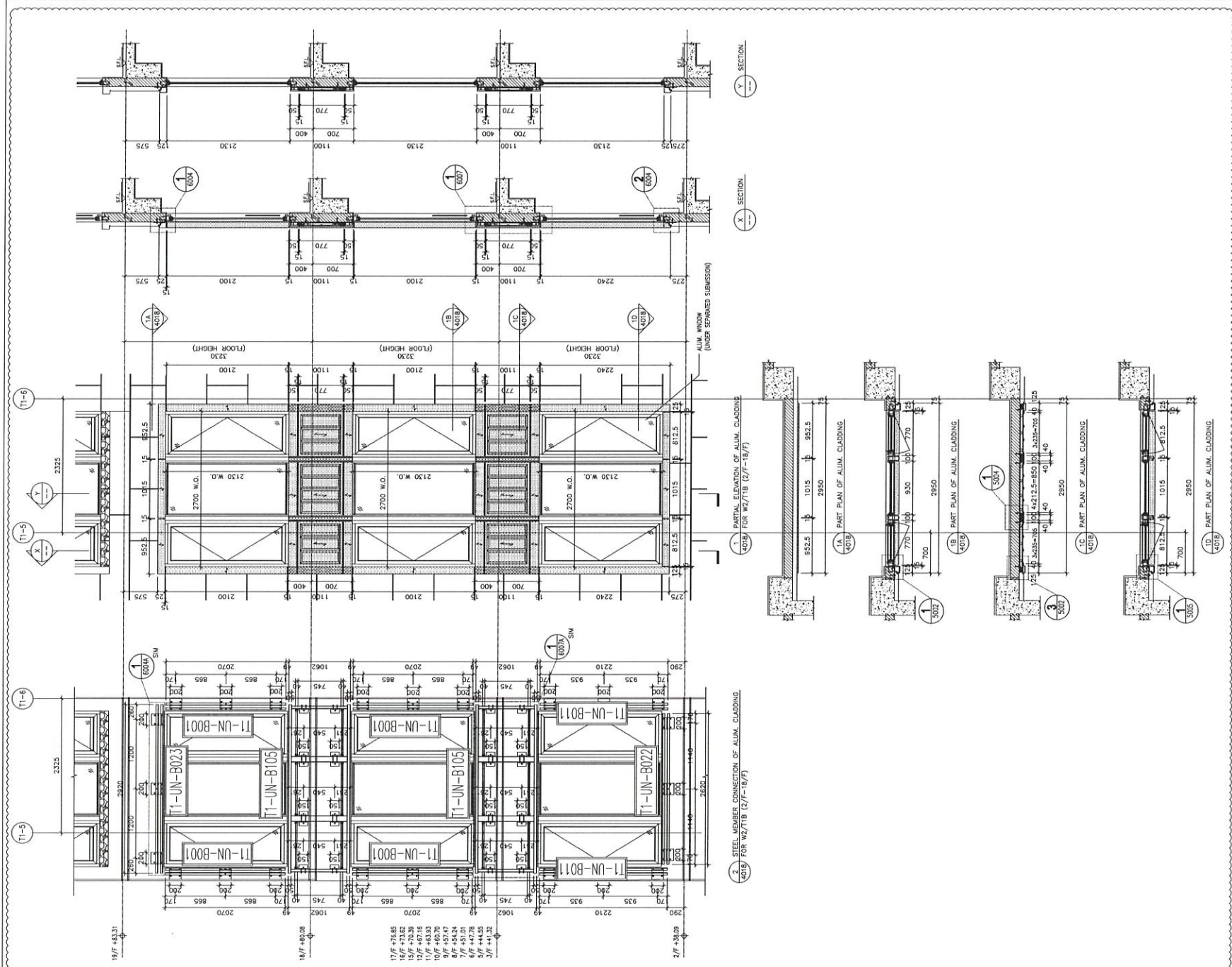
DRAWN BY : LHR CHECKED BY : DW

**美特銘實有限公司**  
**MIDI ALUMINIUM FABRICATOR LTD.**  
 Units 6-8, Sunray Industrial Centre, 1/F  
 810 Chee Koo Ling Road, Kowloon  
 Tel:23489211-4 Fax:(852)2727666

DWG NO. : J852-SD-ACA-4015 REV. : C







B.D. REF :

暫停

CLIENT :



MAIN CONTRACTOR :  
**Gammon**

STRUCTURAL ENGINEER :  
**ARUP**

FAÇADE CONSULTANT:  
**MEINHARDT**

NOTE :  
1. ALL DIMENSIONS ARE IN MM.  
2. ALL ELEVATIONS ARE VIEWED FROM OUTSIDE.  
3. ALL DIMENSIONS TO BE VERIFIED ON SITE BEFORE FABRICATION.

- LEGEND :
- (X1) DETAIL MARK NO.
  - (X001) REFER SHEET NO.
  - 1. F.F.L. --- FINISHED FLOOR LEVEL
  - 2. S.F.L. --- STRUCTURAL FLOOR LEVEL
  - 3. (R) --- REVERSED DETAIL
  - 3.0mm THK. ALUM. CLADDING
  - 5.0mm THK. STIFFENED ALUM. PERFORATED PANEL

C	1-12-2020	REVISION SUBJECT TO ARCH COMMENT	MM
A	24-06-2020	REVISION SUBJECT TO ARCH COMMENT	MM
NO.	DATE	REVISION	BY

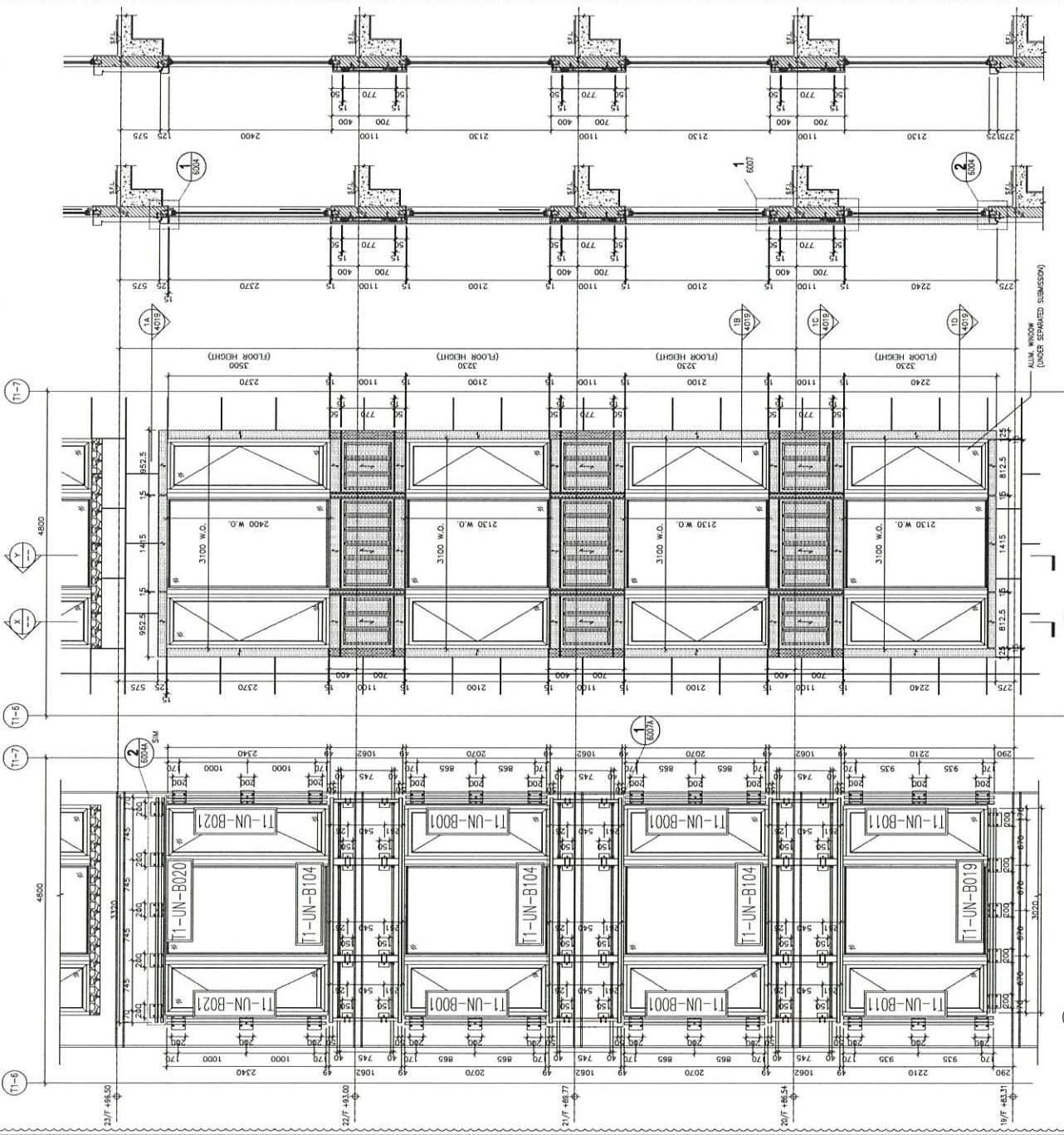
JOB NO. : J-852  
PROJECT : PROPOSED RESIDENTIAL DEVELOPMENT AT 139 - 147 ARGYLE STREET, NKIL 6005, 6035 R.P., 6036 R.P., 6037 R.P. & 6038 R.P.

TITLE : PART ELEVATION, PLAN & SECTION OF ALUM. CLADDING FOR W2/T1B (2/F-18/F)

DATE : 12-MAY-20 SCALE : 1:60  
DRAWN BY : LHR CHECKED BY : DW

**美特鋁質有限公司**  
MIDI ALUMINIUM FABRICATOR LTD.  
Units 6-8, Sunray Industrial Centre, 1/F,  
610 Cho Kwo Ling Road, Kwunoon,  
Tel:23489211-4 Fax:(852)2727666

DWG NO. : J852-SD-ACA-4018 REV. : C



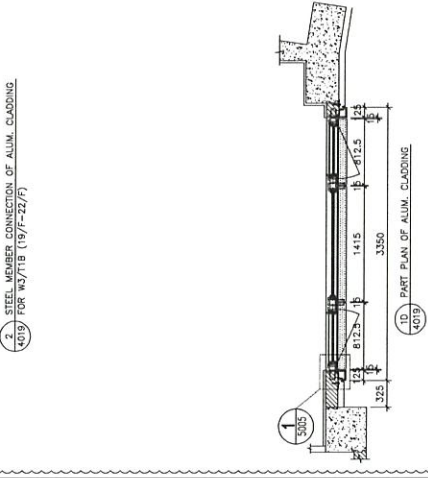
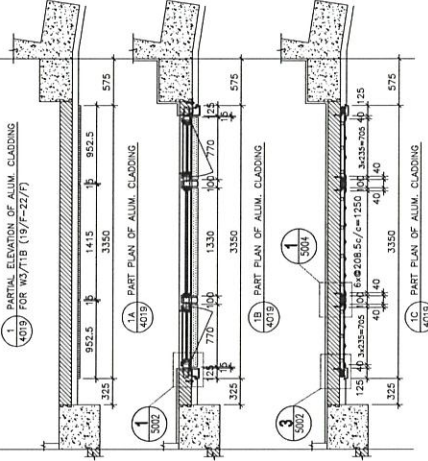
SECTION  
1

SECTION  
2

1 PARTIAL ELEVATION OF ALUM. CLADDING  
4019 FOR W3/T1B (19/F-22/F)

2 STEEL MEMBER CONNECTION OF ALUM. CLADDING  
4019 FOR W3/T1B (19/F-22/F)

ALUM. WINDOW  
(UNDER SPAWDED SUBMISSION)



B.O. REF :

暫停

CLIENT :

ARCHITECT :  
**AGC**  
PETERLOU

MAIN CONTRACTOR :  
**Gammon**

STRUCTURAL ENGINEER :  
**ARUP**  
FACADE CONSULTANT:  
**MEINHARDT**

NOTE :  
1. ALL DIMENSIONS ARE IN mm.  
2. ALL ELEVATIONS ARE VIEWED FROM OUTSIDE.  
3. ALL DIMENSIONS TO BE VERIFIED ON SITE BEFORE FABRICATION.

- LEGEND :
- X1 DETAIL MARK NO.
  - X001 REFER SHEET NO.
  - 1 F.F.L. — FINISHED FLOOR LEVEL
  - 2 S.F.L. — STRUCTURAL FLOOR LEVEL
  - (R) — REVERSED DETAIL
  - 3.0mm THK. ALUM. CLADDING
  - 5.0mm THK. STIFFENED ALUM. PERFORATED PANEL

NO.	DATE	REVISION	BY
C	1-13-2020	REVISION SUBJECT TO ARCH COMMENT	WH
A	24-06-2020	REVISION SUBJECT TO ARCH COMMENT	WH

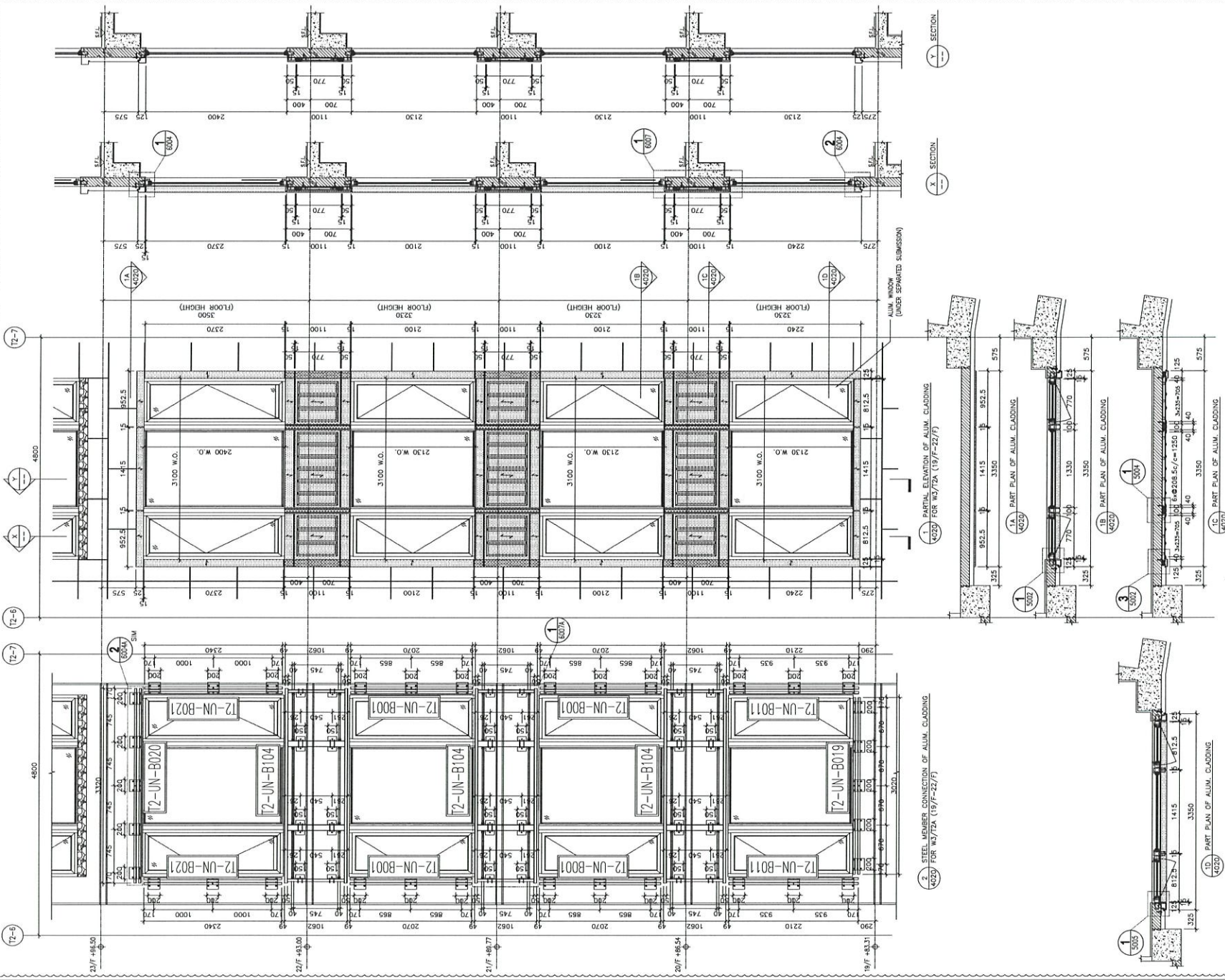
JOB NO. : J-852  
PROJECT : PROPOSED RESIDENTIAL DEVELOPMENT  
AT 139 - 147 ARGYLE STREET,  
NKIL 6005, 6035 R.P., 6036 R.P.,  
6037 R.P. & 6038 R.P.

TITLE : PART ELEVATION, PLAN & SECTION OF  
ALUM. CLADDING  
FOR W3/T1B (19/F-22/F)

DATE : 12-MAY-20 SCALE : 1:60  
DRAWN BY : LHR CHECKED BY : DW

**美特鋁質有限公司**  
MIDI ALUMINIUM FABRICATOR LTD.  
Units 6-8, Sunny Industrial Centre, 1/F,  
610 Cha Kwo Ling Road, Kowloon  
Tel:23489211-4 Fax:(852)2727666

DWG NO. : J852-SD-ACA-4019 REV. : C



1 PARTIAL ELEVATION OF ALUM. CLADDING  
4020 FOR W3/T2A (19/F-22/F)

2 STEEL MEMBER CONNECTION OF ALUM. CLADDING  
4020 FOR W3/T2A (19/F-22/F)

1B PART PLAN OF ALUM. CLADDING  
4020

1C PART PLAN OF ALUM. CLADDING  
4020

ALUM. WINDOW  
(UNDER SEPARATED SUBMISSION)

B.D. REF :

# 暫停

CLIENT :

ARCHITECT :

**AGC**  
CENTRAL LTD

MAIN CONTRACTOR :

**Gammon**

STRUCTURAL ENGINEER :

**ARUP**

FACADE CONSULTANT :

**MEINHARDT**

NOTE :

- ALL DIMENSIONS ARE IN MM.
- ALL ELEVATIONS ARE VIEWED FROM OUTSIDE.
- ALL DIMENSIONS TO BE VERIFIED ON SITE BEFORE FABRICATION.

LEGEND :

X1 - DETAIL MARK NO.  
X001 - REFER SHEET NO.

- F.F.L. - FINISHED FLOOR LEVEL
- S.F.L. - STRUCTURAL FLOOR LEVEL
- (R) - REVERSED DETAIL
- 3.0mm THK. ALUM. CLADDING
- 5.0mm THK. STIFFENED ALUM. PERFORATED PANEL

C	1-13-2020	REVISION SUBJECT TO ARCH COMMENT	MM
A	24-06-2020	REVISION SUBJECT TO ARCH COMMENT	MM
NO.	DATE	REVISED	BY

JOB NO. : J-852

PROJECT :  
PROPOSED RESIDENTIAL DEVELOPMENT  
AT 135 - 147 ARGYLE STREET,  
NKIL 6005, 6035 R.P., 6036 R.P.,  
6037 R.P. & 6038 R.P.

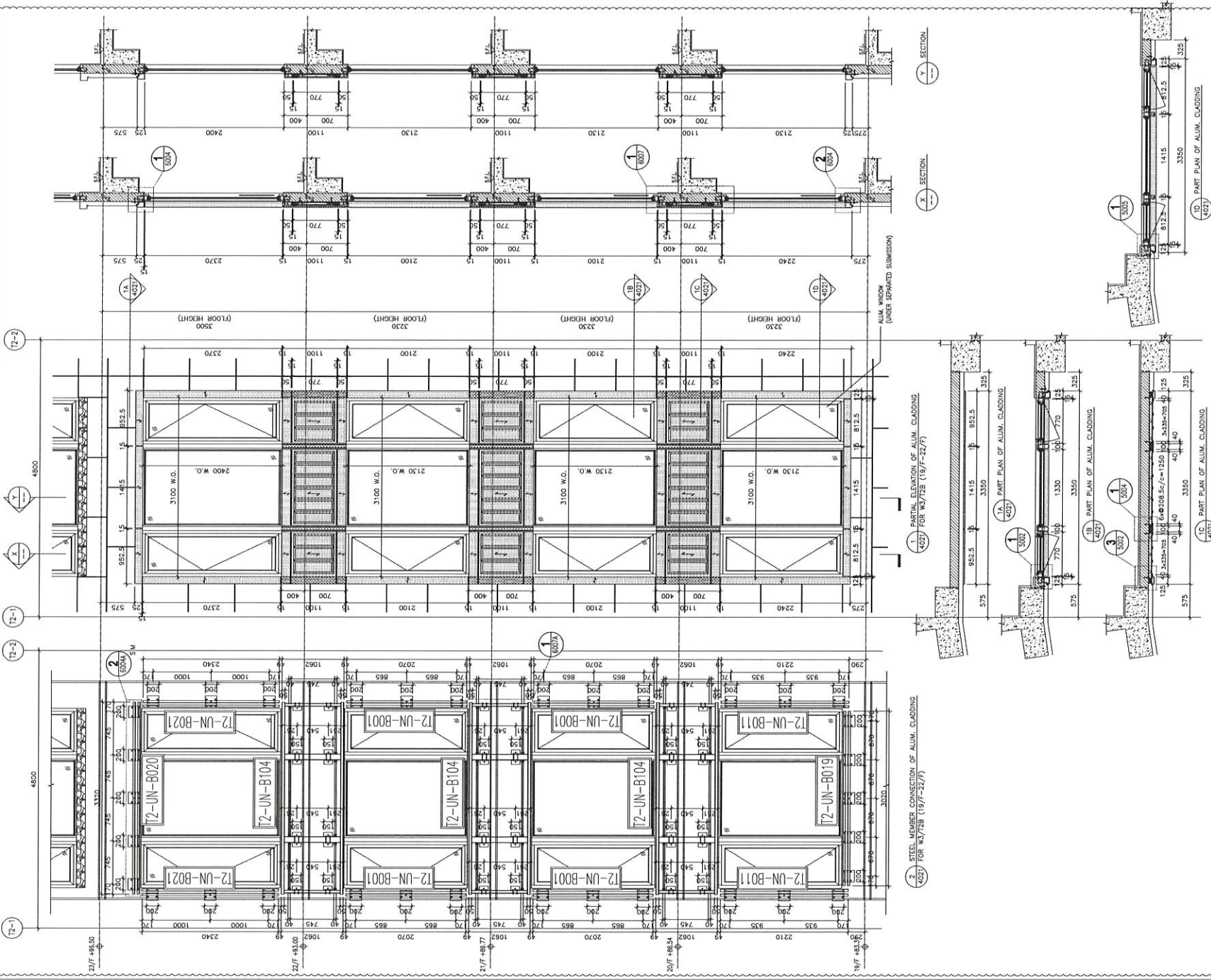
TITLE :  
PART ELEVATION, PLAN & SECTION OF  
ALUM. CLADDING  
FOR W3/T2A (19/F-22/F)

DATE : 12-MAY-20      SCALE : 1:60

DRAWN BY : LHR      CHECKED BY : DW

**美特鋁質有限公司**  
MTI ALUMINIUM FABRICATOR LTD.  
Units 6-8, Sunray Industrial Centre, 1/F,  
610 Cha Kwo Ling Road, Kowloon  
Tel: 23489211-4 Fax: (852) 2727666

DWG NO. : J852-SD-ACA-4020      REV. : C



B.O. REF :

暫停

CLIENT :

ARCHITECT :

**AGC**  
BESTON LTD

MAIN CONTRACTOR :

**Gammon**

STRUCTURAL ENGINEER :

**ARUP**

FAÇADE CONSULTANT :

**MEINHARDT**

NOTE :

1. ALL DIMENSIONS ARE IN MM.
2. ALL ELEVATIONS ARE VIEWED FROM OUTSIDE.
3. ALL DIMENSIONS TO BE VERIFIED ON SITE BEFORE FABRICATION.

LEGEND :

1. DETAIL MARK NO.
2. REFER SHEET NO.
1. F.F.L. — FINISHED FLOOR LEVEL
2. S.F.L. — STRUCTURAL FLOOR LEVEL
3. (R) — REVERSED DETAIL
4. 3.0mm THK. ALUM. CLADDING
5. 5.0mm THK. STIFFENED ALUM. PERFORATED PANEL

NO.	DATE	REVISION	BY
C	1-13-2020	REVISION SUBJECT TO ARCH COMMENT	WH
A	24-08-2020	REVISION SUBJECT TO ARCH COMMENT	WH
NO.		DATE	REVISED

JOB NO. : J-852

PROJECT :  
PROPOSED RESIDENTIAL DEVELOPMENT  
AT 139 - 147 ARGYLE STREET,  
NKIL 6005, 6035 R.P., 6036 R.P.,  
6037 R.P. & 6038 R.P.

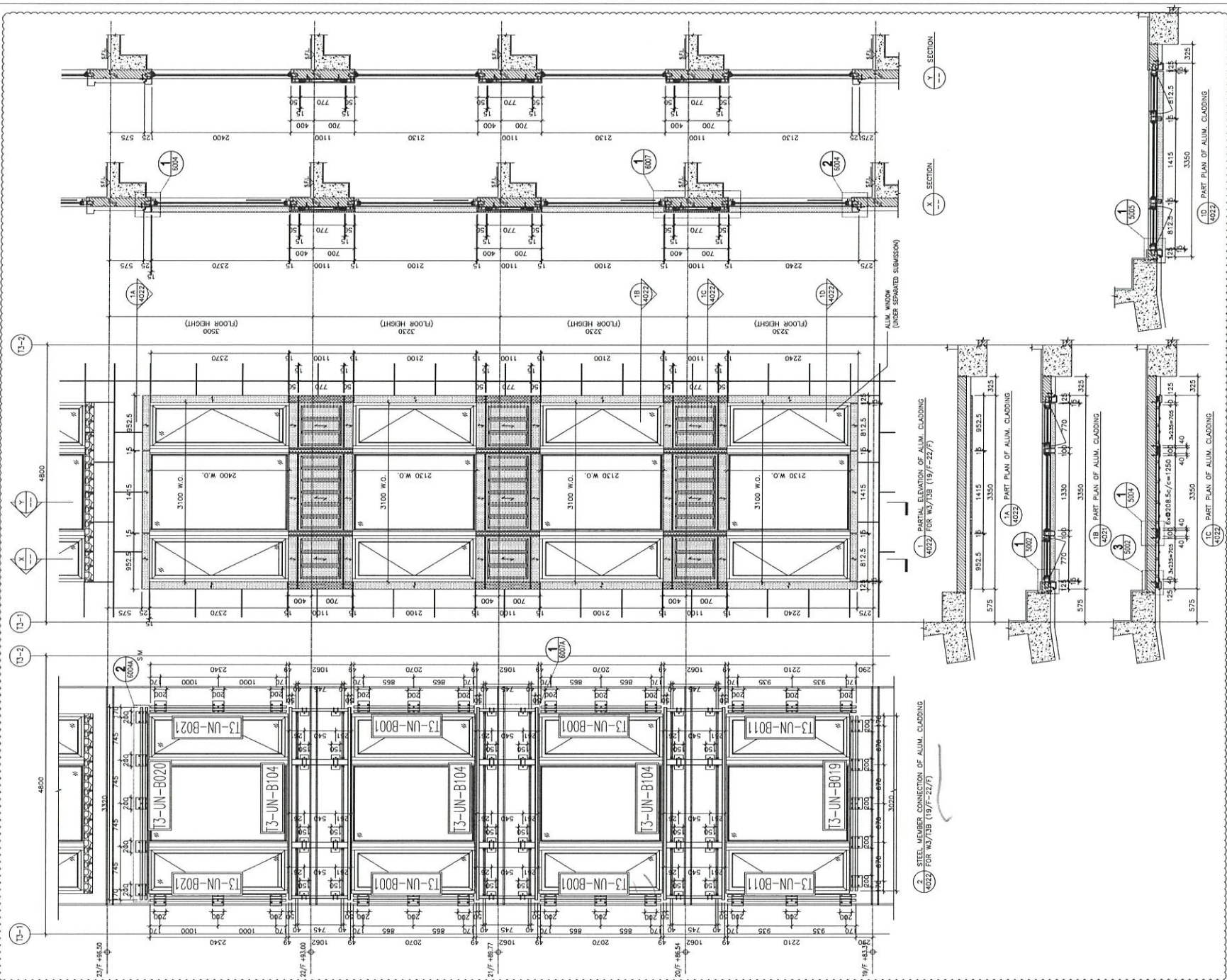
TITLE :  
PART ELEVATION, PLAN & SECTION OF  
ALUM. CLADDING  
FOR W3/T2B (19/F-22/F)

DATE : 12-MAY-20      SCALE : 1:60

DRAWN BY : LHR      CHECKED BY : DW

**美特鋁質有限公司**  
MTI ALUMINIUM FABRICATOR LTD.  
Units 6-8, Sunray Industrial Centre, 1/F,  
610 Cha Kwo Ling Road, Kowloon  
Tel: 23489211-4 Fax: (852) 2727666

DWG NO. : J852-SD-ACA-4021      REV. : C



B.D. REF :

暫停

CLIENT :

ARCHITECT : **AGC DESIGN LTD**

MAIN CONTRACTOR : **Gammon**

STRUCTURAL ENGINEER : **ARUP**

FAÇADE CONSULTANT : **MEINHARDT**

NOTE :

1. ALL DIMENSIONS ARE IN mm.
2. ALL ELEVATIONS ARE VIEWED FROM OUTSIDE.
3. ALL DIMENSIONS TO BE VERIFIED ON SITE BEFORE FABRICATION.

LEGEND :

X1 -- DETAIL MARK NO.  
X001 -- REFER SHEET NO.

1. F.F.L. --- FINISHED FLOOR LEVEL
2. S.F.L. --- STRUCTURAL FLOOR LEVEL
3. (R) --- REVERSED DETAIL
4. [Pattern] 3.0mm THK. ALUM. CLADDING
5. [Pattern] 5.0mm THK. STIFFENED ALUM. PERFORATED PANEL

NO.	DATE	REVISION	SUBJECT TO REVISION	BY
E	1-12-2020	REVISION	SUBJECT TO ARCH. COMMENT	MM
A	24-06-2020	REVISION	SUBJECT TO ARCH. COMMENT	MM
		DATE	REVISED	BY

JOB NO. : J-852

PROJECT : PROPOSED RESIDENTIAL DEVELOPMENT AT 139 - 147 ARGYLE STREET, NKIL 6005, 6035 R.P., 6036 R.P., 6037 R.P. & 6038 R.P.

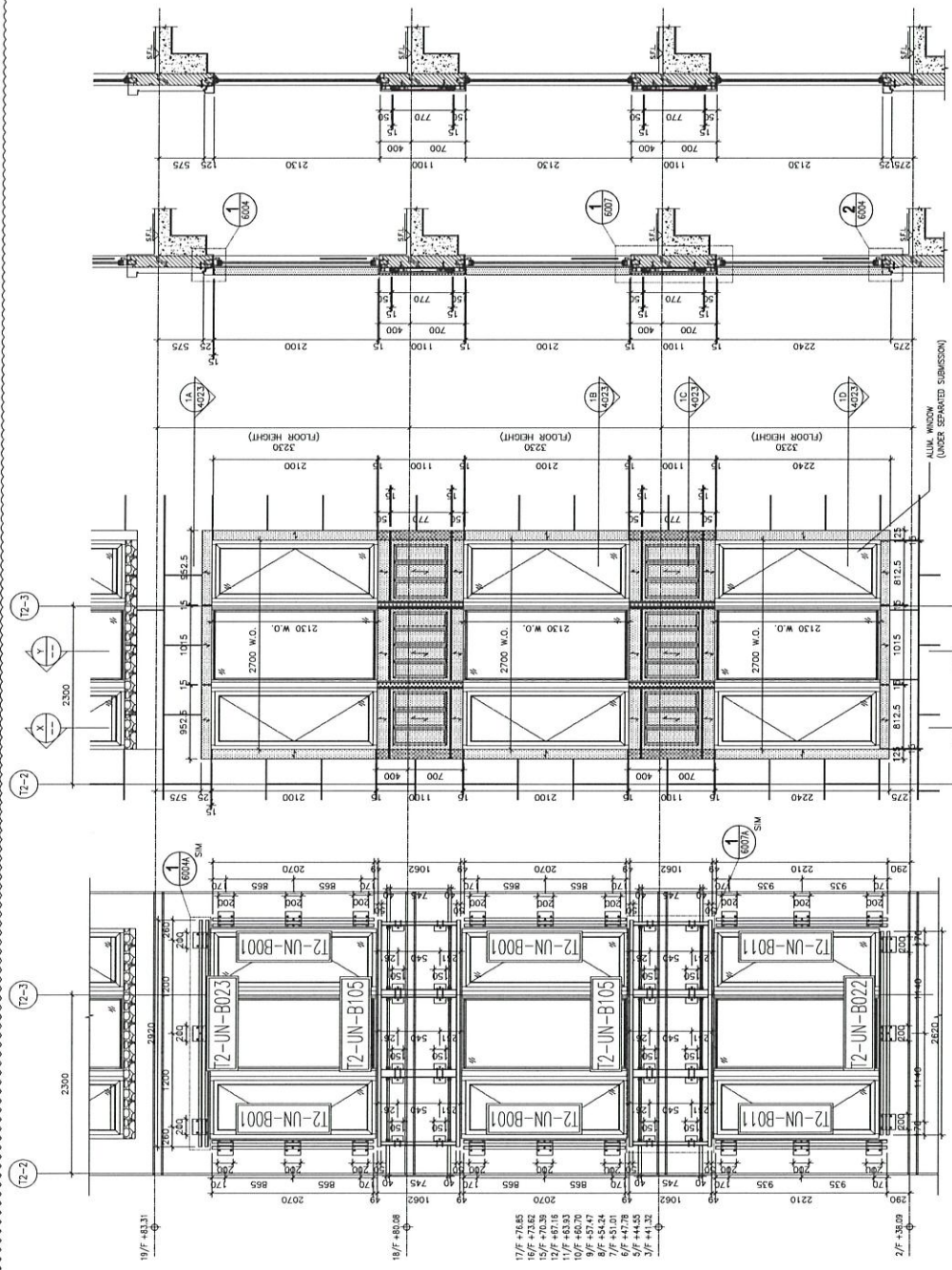
TITLE : PART ELEVATION, PLAN & SECTION OF ALUM. CLADDING FOR W3/T3B (19/F-22/F)

DATE : 12-MAY-20 SCALE : 1:60

DRAWN BY : LHR CHECKED BY : DW

**美特鋁質有限公司**  
MIDI ALUMINIUM FABRICATOR LTD.  
Units 6-8, Sunray Industrial Centre, 1/F  
610 Cho Kwo Ling Road, Kwloon  
Tel: 23489211-4 Fax: (852) 2727666

DWG NO. : J852-SD-ACA-4022 REV. : C



1 PARTIAL ELEVATION OF ALUM. CLADDING  
4023/ FOR W2/T2B (2/F-18/F)

2 STEEL MEMBER CONNECTION OF ALUM. CLADDING  
4023/ FOR W2/T2B (2/F-18/F)

1A PART PLAN OF ALUM. CLADDING  
4023/

1B PART PLAN OF ALUM. CLADDING  
4023/

1C PART PLAN OF ALUM. CLADDING  
4023/

1D PART PLAN OF ALUM. CLADDING  
4023/

B.D. REF :

暫停

CLIENT :

ARCHITECT :  
**AGC DESIGN LTD**

MAIN CONTRACTOR :  
**Gammon**

STRUCTURAL ENGINEER :  
**ARUP**

FACADE CONSULTANT :  
**MEINHARDT**

NOTE :  
1. ALL DIMENSIONS ARE IN mm.  
2. ALL ELEVATIONS ARE VIEWED FROM OUTSIDE.  
3. ALL DIMENSIONS TO BE VERIFIED ON SITE BEFORE FABRICATION.

LEGEND :  
X1 - DETAIL MARK NO.  
X001 - REFER SHEET NO.

1. F.F.L. --- FINISHED FLOOR LEVEL  
2. S.F.L. --- STRUCTURAL FLOOR LEVEL  
3. (P) --- REVERSED DETAIL  
4. [Pattern] 3.0mm THK. ALUM. CLADDING  
5. [Pattern] 5.0mm THK. STIFFENED ALUM. PERFORATED PANEL

NO.	DATE	REVISION	REVIEWED
C	1-12-2020	REVISION SUBJECT TO ARCH. COMMENT	MM
A	24-06-2020	REVISION SUBJECT TO ARCH. COMMENT	MM

JOB NO. : J-852

PROJECT :  
PROPOSED RESIDENTIAL DEVELOPMENT  
AT 139 - 147 ARGYLE STREET,  
MKL 6005, 6035 R.P., 6036 R.P.,  
6037 R.P. & 6038 R.P.

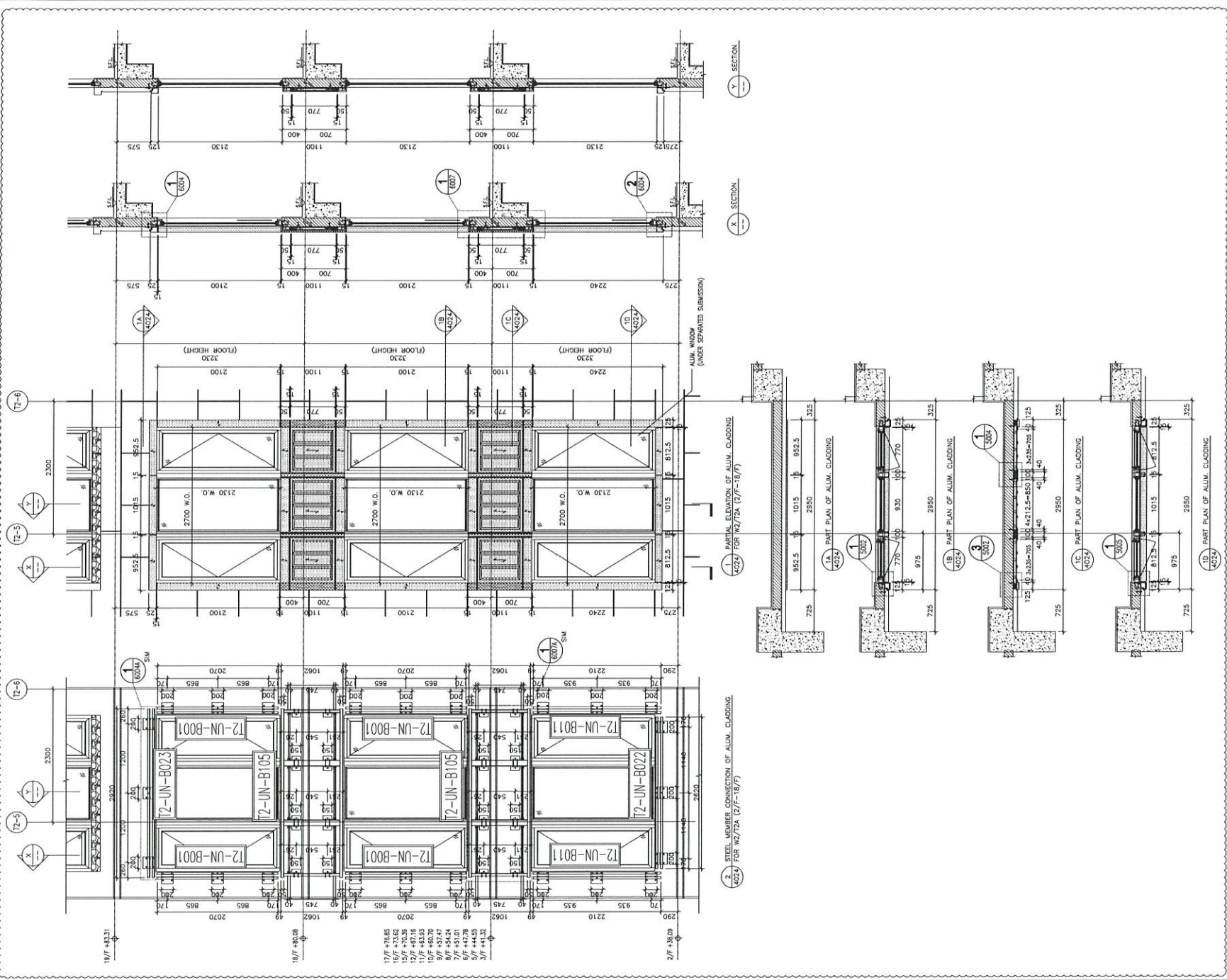
TITLE :  
PART ELEVATION, PLAN & SECTION OF  
ALUM. CLADDING  
FOR W2/T2B (2/F-18/F)

DATE : 12-MAY-20      SCALE : 1:60

DRAWN BY : LHR      CHECKED BY : DW

**美特鋁質有限公司**  
MIDI ALUMINIUM FABRICATOR LTD.  
Units 6-8, Suney Industrial Centre, 1/F,  
610 Cha Kwo Ling Road, Kowloon  
Tel:23489211-4 Fax:(852)2727666


DWG NO. : J852-SD-ACA-4023      REV. : C





B.D. REF :


美特銘

CLIENT :

ARCHITECT :  


MAIN CONTRACTOR :  


STRUCTURAL ENGINEER :  


FAÇADE CONSULTANT :  


NOTE :  
 1. ALL DIMENSIONS ARE IN mm.  
 2. ALL ELEVATIONS ARE VIEWED FROM OUTSIDE.  
 3. ALL DIMENSIONS TO BE VERIFIED ON SITE BEFORE FABRICATION.

LEGEND :  
 (X1) DETAIL MARK NO.  
 (X00) REFER SHEET NO.

1. F.F.L. --- FINISHED FLOOR LEVEL  
 2. S.F.L. --- STRUCTURAL FLOOR LEVEL  
 3. --- REVERSED DETAIL  
 4. 3.0mm THK. ALUM. CLADDING  
 5. 5.0mm THK. STIFFENED ALUM. PERFORATED PANEL

E	1-12-2020	REVISION SUBJECT TO ARCH COMMENT	WH
A	24-06-2020	REVISION SUBJECT TO ARCH COMMENT	WH
NO.	DATE	REVISION	BY


JOB NO. : J-852

PROJECT :  
 PROPOSED RESIDENTIAL DEVELOPMENT  
 AT 139 - 147 ARGYLE STREET,  
 NKIL 6005, 6035 R.P., 6036 R.P.,  
 6037 R.P. & 6038 R.P.

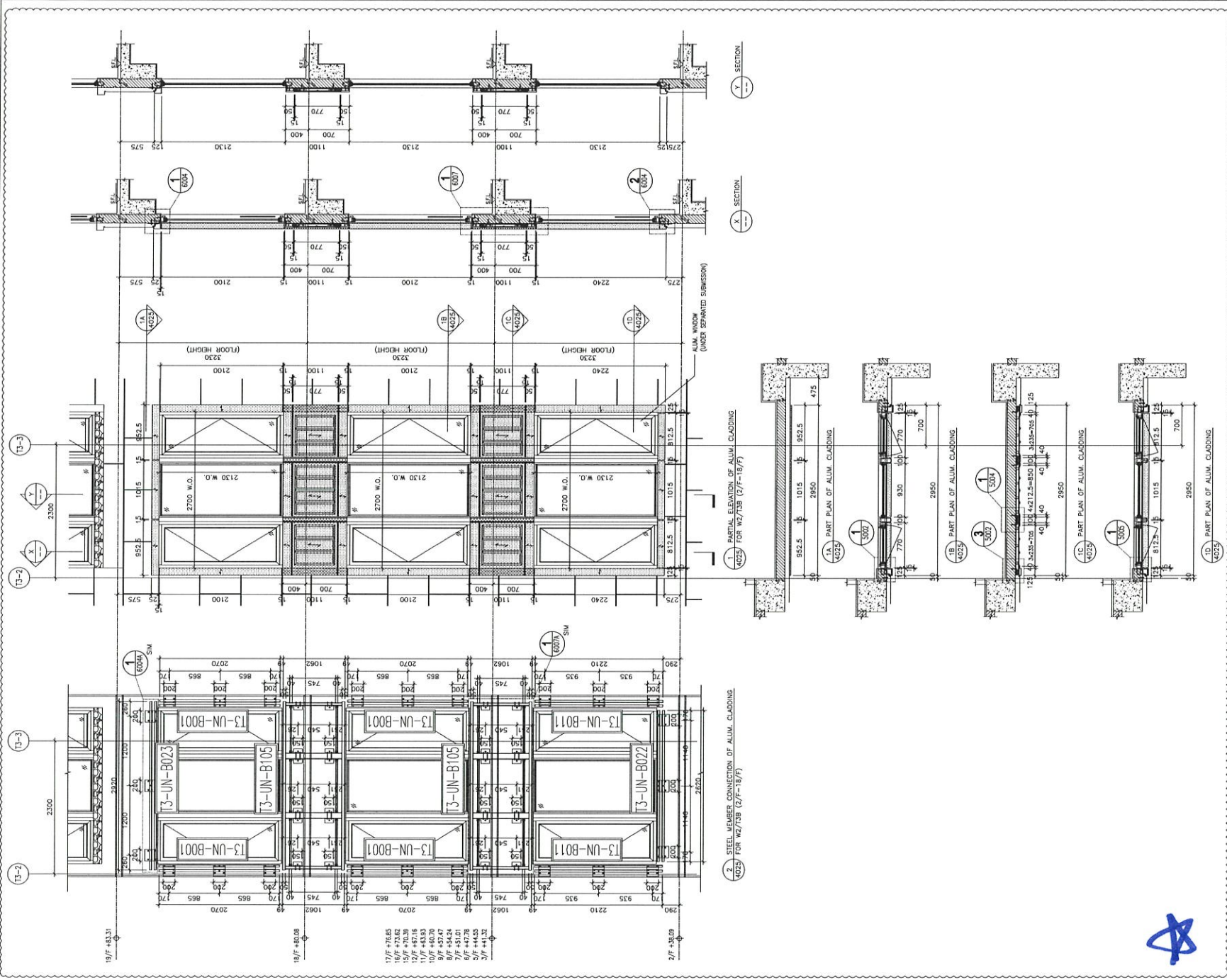
TITLE :  
 PART ELEVATION, PLAN & SECTION OF  
 ALUM. CLADDING  
 FOR W2/T2A (2/F-18/F)

DATE : 12-MAY-20      SCALE : 1:60

DRAWN BY : LHR      CHECKED BY : DW

  
 MIDI ALUMINIUM FABRICATOR LTD.  
 Units: 6-8, Sunray Industrial Centre, 1/F,  
 610 Cha Kwo Ling Road, Kowloon  
 Tel:23489211-4 Fax:(852)2727666

DWG NO. : J852-SD-ACA-4024      REV. : C



**B.D. REF :**

---

**CLIENT :**

---

**ARCHITECT :**  
**AGC DESIGN LTD**

---

**MAIN CONTRACTOR :**  
**Gammon**

---

**STRUCTURAL ENGINEER :**  
**ARUP**

---

**FAÇADE CONSULTANT :**  
**MEINHARDT**

---

**NOTE :**

1. ALL DIMENSIONS ARE IN mm.
2. ALL ELEVATIONS ARE VIEWED FROM OUTSIDE.
3. ALL DIMENSIONS TO BE VERIFIED ON SITE BEFORE FABRICATION.

**LEGEND :**

- (X1) DETAIL MARK NO.
- (X001) REFER SHEET NO.
- F.F.L. — FINISHED FLOOR LEVEL
- S.F.L. — STRUCTURAL FLOOR LEVEL
- (/S) — REVERSED DETAIL
- 3.0mm THK. ALUM. CLADDING
- 5.0mm THK. STIFFENED ALUM. PERFORATED PANEL

---

C	1-13-2020	REVISION SUBJECT TO ARCH COMMENT	MM
A	24-06-2020	REVISION SUBJECT TO ARCH COMMENT	MM
NO.	DATE	REVISION	BY

---

**JOB NO. :** J-852

**PROJECT :**  
 PROPOSED RESIDENTIAL DEVELOPMENT  
 AT 139 - 147 ARGYLE STREET,  
 NKIL 6005, 6035 R.P., 6036 R.P.,  
 6037 R.P. & 6038 R.P.

---

**TITLE :**  
 PART ELEVATION, PLAN & SECTION OF  
 ALUM. CLADDING  
 FOR W2/T3B (2/F-18/F)

---

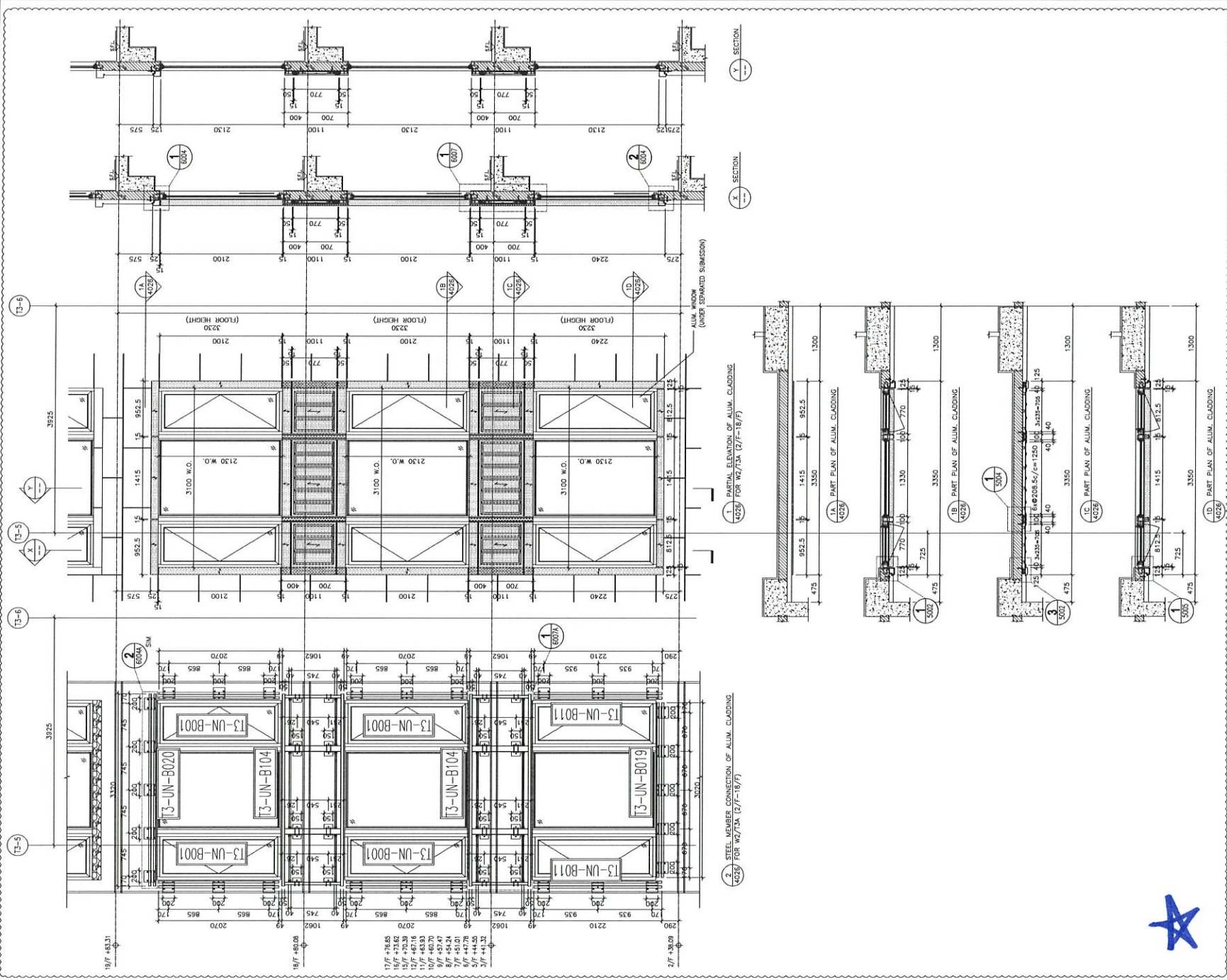
**DATE :** 12-MAY-20      **SCALE :** 1:60

**DRAWN BY :** LHR      **CHECKED BY :** DW

---

**美特铝質有限公司**  
**MIDI ALUMINIUM FABRICATOR LTD.**  
 Units 6-8, Sunray Industrial Centre, 1/F  
 610 Che Kwo Ling Road, Kowloon  
 Tel: 24889211-4 Fax: (852) 27272666

**DWG NO. :** J852-SD-ACA-4025      **REV. :** C



B.D. REF :

CLIENT :

ARCHITECT :

AGC  
BESTON LTD

MAIN CONTRACTOR :

Gammon

STRUCTURAL ENGINEER :

ARUP

FAÇADE CONSULTANT:

MEINHARDT

NOTE :

1. ALL DIMENSIONS ARE IN mm.
2. ALL ELEVATIONS ARE VIEWED FROM OUTSIDE.
3. ALL DIMENSIONS TO BE VERIFIED ON SITE BEFORE FABRICATION.

LEGEND :

1. DETAIL MARK NO.
2. REFER SHEET NO.
3. F.F.L. — FINISHED FLOOR LEVEL
4. S.F.L. — STRUCTURAL FLOOR LEVEL
5. (R) — REVERSED DETAIL
6. 3.0mm THK. ALUM. CLADDING
7. 5.0mm THK. STIFFENED ALUM. PERFORATED PANEL

C	1-13-2020	REVISION SUBJECT TO ANGL COMMENT	WH
A	24-06-2020	REVISION SUBJECT TO ANGL COMMENT	WH
NO.	DATE	REVISION	BY

JOB NO. : J-852

PROJECT :  
PROPOSED RESIDENTIAL DEVELOPMENT  
AT 139 - 147 ARGYLE STREET,  
NKIL 6005, 6035 R.P., 6036 R.P.,  
6037 R.P. & 6038 R.P.

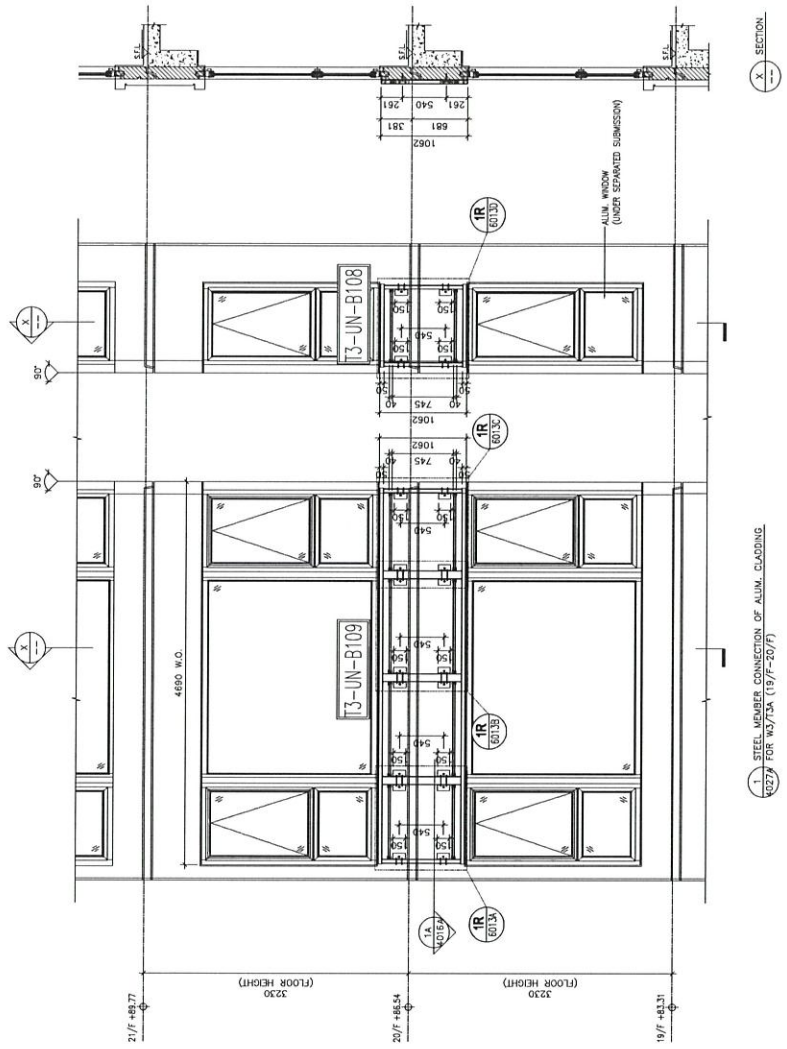
TITLE :  
PART ELEVATION, PLAN & SECTION OF  
ALUM. CLADDING  
FOR W2/T3A (2/F-18/F)

DATE : 12-MAY-20      SCALE : 1:60

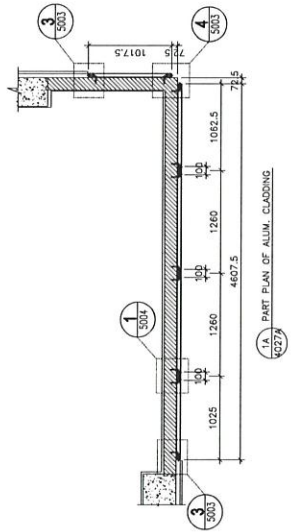
DRAWN BY : LHR      CHECKED BY : DW

美特鋁質有限公司  
MDI ALUMINIUM FABRICATOR LTD.  
Units 6-8, Sunny Industrial Centre, 1/F  
610 Cha Kwo Ling Road, Kwailoon  
Tel:23489211-4 Fax:(852)2727666

DWG NO. : J852-SD-ACA-4026      REV. : C



1 STEEL MEMBER CONNECTION OF ALUM. CLADDING  
FOR W3/T3A (19/F-20/F)



1A PART PLAN OF ALUM. CLADDING  
FOR W3/T3A

B.D. REF :

暫停

CLIENT :

ARCHITECT :  
**AGC**  
DESIGN LTD

MAIN CONTRACTOR :  
**Gammon**

STRUCTURAL ENGINEER :  
**ARUP**

FAÇADE CONSULTANT:  
**MEINHARDT**

NOTE :  
1. ALL DIMENSIONS ARE IN mm.  
2. ALL ELEVATIONS ARE VIEWED FROM OUTSIDE.  
3. ALL DIMENSIONS TO BE VERIFIED ON SITE BEFORE FABRICATION.

LEGEND :  
① — DETAIL MARK NO.  
①① — REFER SHEET NO.  
1. F.F.L. — FINISHED FLOOR LEVEL  
2. S.F.L. — STRUCTURAL FLOOR LEVEL  
3. (R) — REVERSED DETAIL

NO.	DATE	REVISED	BY

JOB NO. : J-852  
PROJECT : PROPOSED RESIDENTIAL DEVELOPMENT  
AT 139 - 147 ARGYLE STREET,  
NKIL 6005, 6035 R.P., 6036 R.P.,  
6037 R.P. & 6038 R.P.

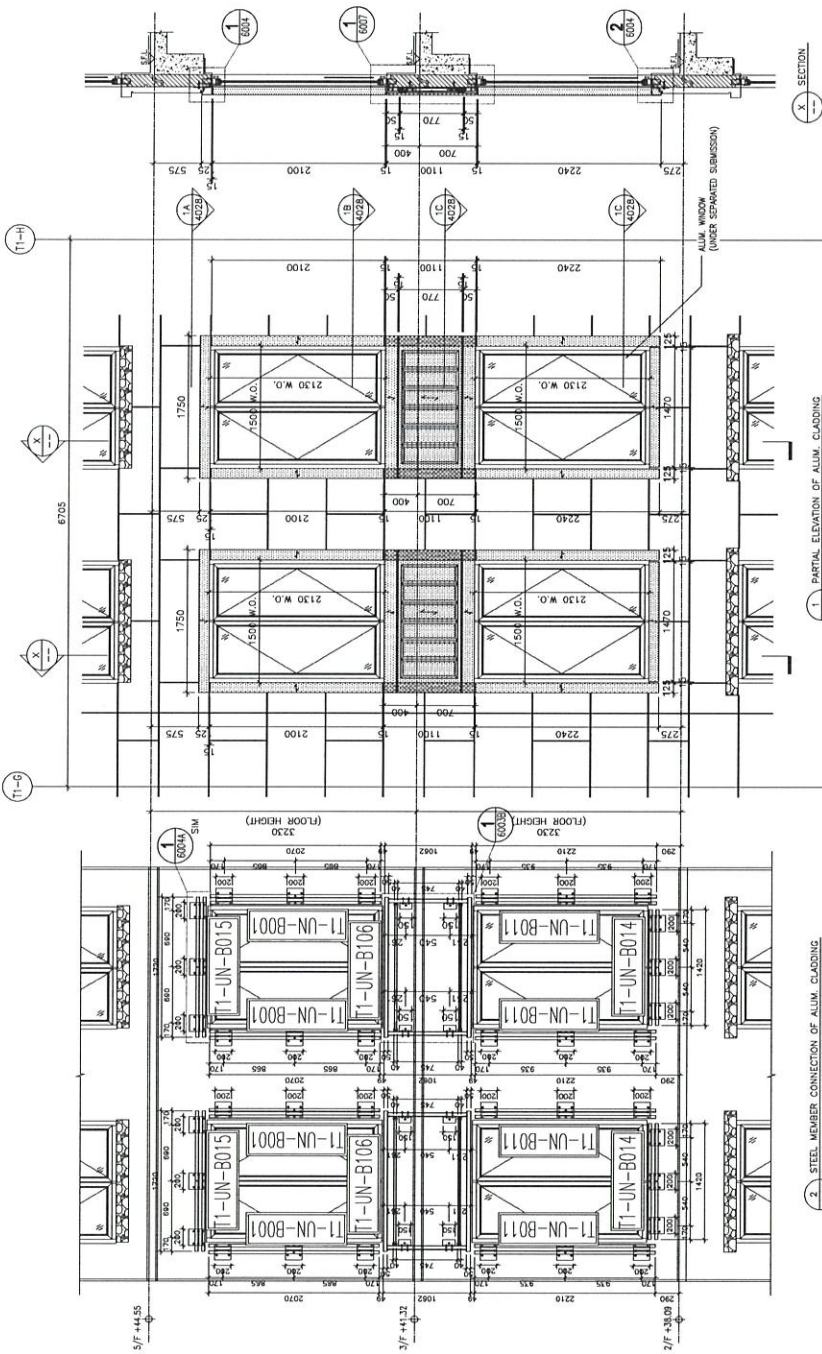
TITLE : PART ELEVATION, PLAN & SECTION OF  
STEEL MEMBER CONNECTION  
FOR W3/T3A (19/F-20/F)

DATE : 1-DEC-20 SCALE : 1:60

DRAWN BY : LHR CHECKED BY : DW

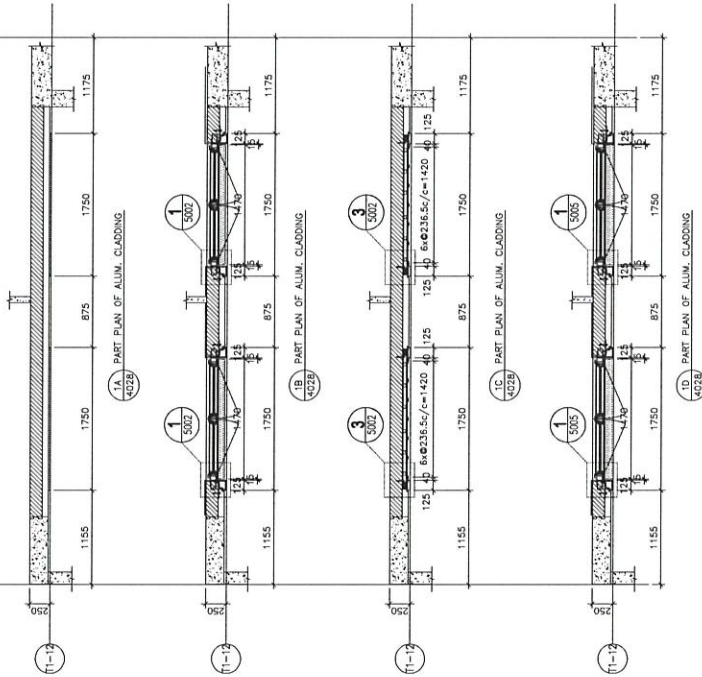
**美特銘質有限公司**  
MTI ALUMINIUM FABRICATOR LTD.  
Units 6-8, Sunray Industrial Centre, 1/F  
610 Cha Kwo Ling Road, Kowloon  
Tel: 23489211-4 Fax: (852) 27727666

DWG NO. : J852-SD-ACA-4027A REV. : C



1. PARTIAL ELEVATION OF ALUM. CLADDING  
4029 FOR T1 FLAT C W3/W4 (2/F,3/F,5/F)

2. STEEL MEMBER CONNECTION OF ALUM. CLADDING  
4029 FOR T1 FLAT C W3/W4 (2/F,3/F,5/F)



1A. PART PLAN OF ALUM. CLADDING  
4029

1B. PART PLAN OF ALUM. CLADDING  
4029

1C. PART PLAN OF ALUM. CLADDING  
4029

1D. PART PLAN OF ALUM. CLADDING  
4029

B.D. REF :

暫停

CLIENT :



MAIN CONTRACTOR :



STRUCTURAL ENGINEER :



FAÇADE CONSULTANT :



NOTE :

1. ALL DIMENSIONS ARE IN mm.
2. ALL ELEVATIONS ARE VIEWED FROM OUTSIDE.
3. ALL DIMENSIONS TO BE VERIFIED ON SITE BEFORE FABRICATION.

LEGEND :

- ⊗ X1 - DETAIL MARK NO.
- ⊗ X001 - REFER SHEET NO.
- 1. F.F.L. -- FINISHED FLOOR LEVEL
- 2. S.F.L. -- STRUCTURAL FLOOR LEVEL
- 3. (R) -- REVERSED DETAIL
- 4. [Pattern] 3.0mm THK. ALUM. CLADDING
- 5. [Pattern] 5.0mm THK. STIFFENED ALUM. PERFORATED PANEL

NO.	DATE	REVISION	BY
C	1-12-2020	REVISION SUBJECT TO AROJ COMMENT	MM
A	24-08-2020	REVISION SUBJECT TO AROJ COMMENT	MM

JOB NO. : J-852  
 PROJECT : PROPOSED RESIDENTIAL DEVELOPMENT  
 AT 139 - 147 ARGYLE STREET,  
 NKIL 6005, 6035 R.P., 6036 R.P.,  
 6037 R.P. & 6038 R.P.

TITLE : PART ELEVATION, PLAN & SECTION OF  
 ALUM. CLADDING  
 FOR TOWER 1 FLAT C W3/W4  
 (2/F,3/F,5/F)

DATE : 12-MAY-20 SCALE : 1:60  
 DRAWN BY : LHR CHECKED BY : DW

美特銘質有限公司  
 MIDY ALUMINIUM FABRICATOR LTD.  
 Units 5-8, Sunray Industrial Centre, 1/F  
 610 Cha Kwo Ling Road, Kowloon  
 Tel:23489211-4 Fax:(852)2727666

DWG NO. : J852-SD-ACA-4028 REV. : C

B.D. REF :

怡保

CLIENT :



MAIN CONTRACTOR :



STRUCTURAL ENGINEER :



FAÇADE CONSULTANT :



NOTE :

- 1. ALL DIMENSIONS ARE IN mm.
- 2. ALL ELEVATIONS ARE VIEWED FROM OUTSIDE.
- 3. ALL DIMENSIONS TO BE VERIFIED ON SITE BEFORE FABRICATION.

LEGEND :

- (X1) — DETAIL MARK NO.
- (X001) — REFER SHEET NO.
- 1. F.F.L. — FINISHED FLOOR LEVEL
- 2. S.F.L. — STRUCTURAL FLOOR LEVEL
- 3. (R) — REVERSED DETAIL
- 4. [Pattern] 3.0mm THK. ALUM. CLADDING
- 5. [Pattern] 5.0mm THK. STIFFENED ALUM. PERFORATED PANEL

NO.	DATE	REVISION	SUBJECT TO ARCH COMMENT	BY
C	1-12-2020	REVISION	SUBJECT TO ARCH COMMENT	MM
A	24-08-2020	REVISION	SUBJECT TO ARCH COMMENT	MM

JOB NO. : J-852

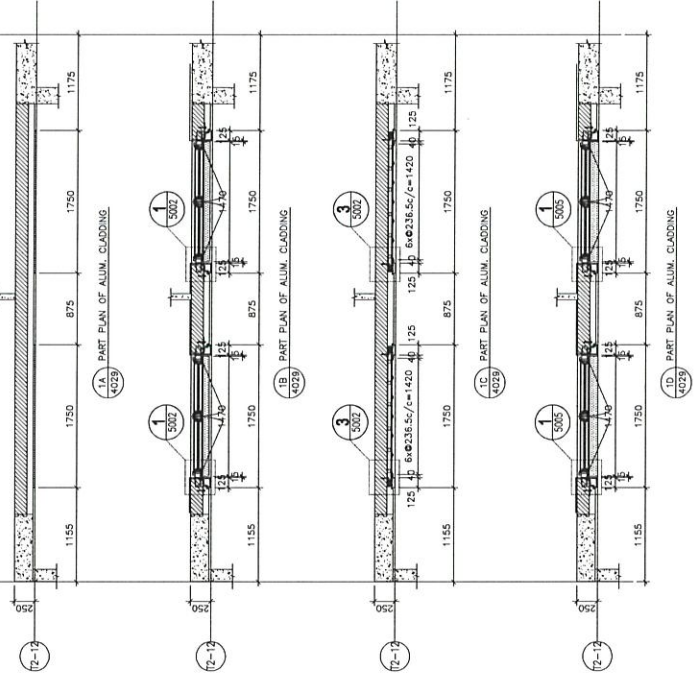
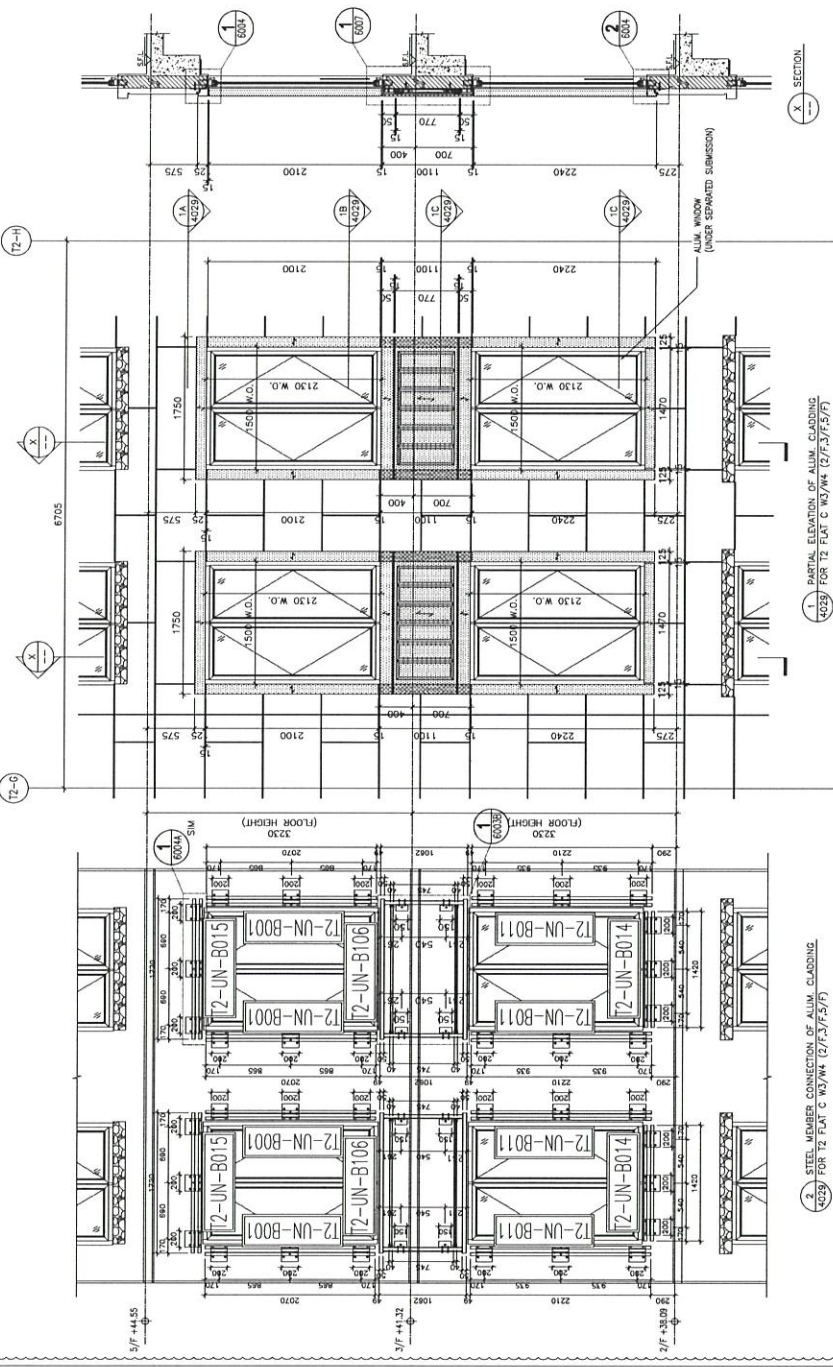
PROJECT : PROPOSED RESIDENTIAL DEVELOPMENT AT 139 - 147 ARGYLE STREET, NKIL 6005, 6035 R.P., 6036 R.P., 6037 R.P. & 6038 R.P.

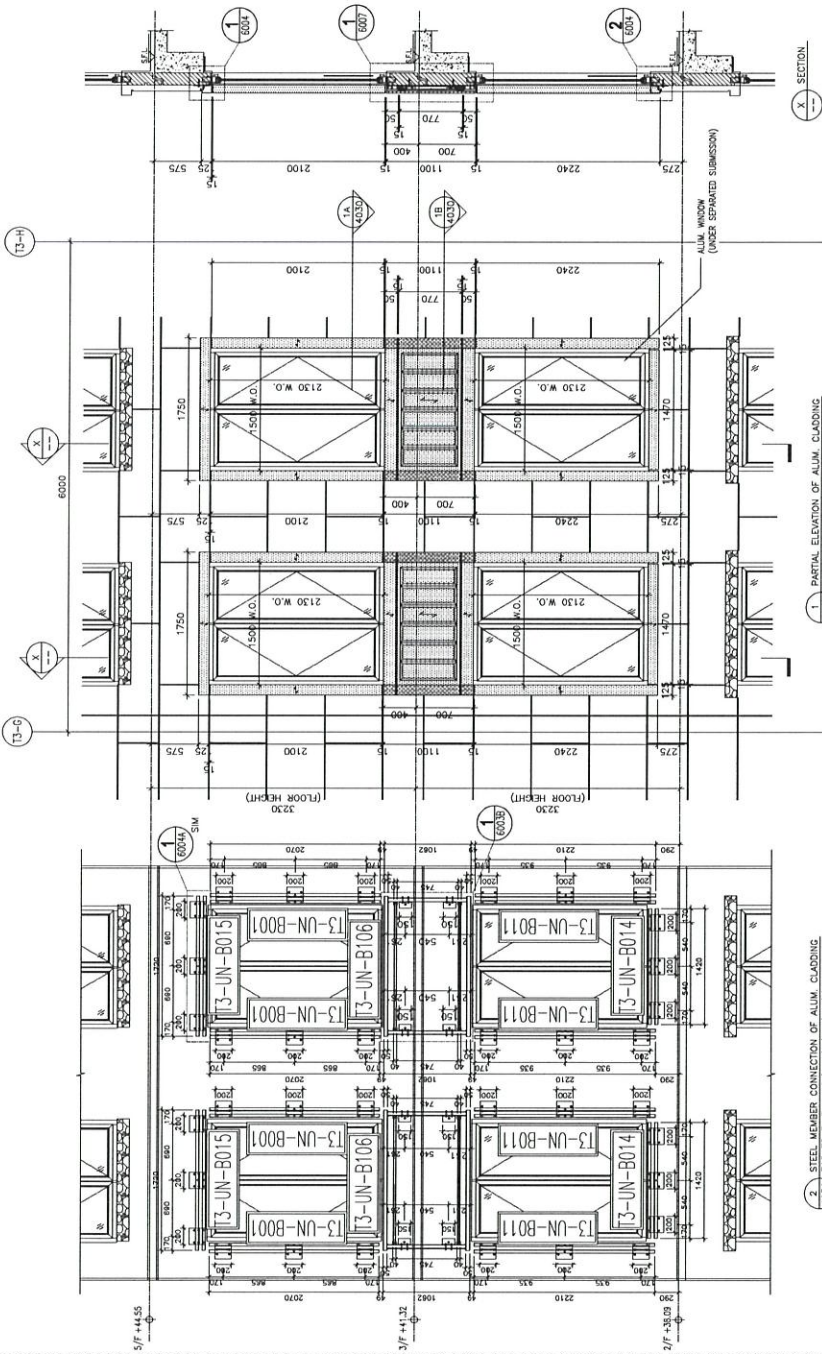
TITLE : PART ELEVATION, PLAN & SECTION OF ALUM. CLADDING FOR TOWER 2 FLAT C W3/W4 (2/F,3/F,5/F)

DATE : 12-MAY-20 SCALE : 1:60

DRAWN BY : LHR CHECKED BY : DW

**MIDY** ALUMINIUM FABRICATOR LTD.  
 Units 5-8, Sunway Industrial Centre, 1/F  
 610 Cha Kwo Ling Road, Kowloon  
 Tel:23489211-4 Fax:(852)27276666  
 DWG NO. : J852-SD-ACA-4029 REV. : C





1. PARTIAL ELEVATION OF ALUM. CLADDING  
4030 FOR T3 FLAT C W3/W4 (2/F,3/F,5/F)

2. STEEL MEMBER CONNECTION OF ALUM. CLADDING  
4030 FOR T3 FLAT C W3/W4 (2/F,3/F,5/F)

1A. PART PLAN OF ALUM. CLADDING  
4030

1B. PART PLAN OF ALUM. CLADDING  
4030

1C. PART PLAN OF ALUM. CLADDING  
4030

1D. PART PLAN OF ALUM. CLADDING  
4030

B.D. REF :

CLIENT :

ARCHITECT :

MAIN CONTRACTOR :

STRUCTURAL ENGINEER :

FAÇADE CONSULTANT :

NOTE :

1. ALL DIMENSIONS ARE IN mm.
2. ALL ELEVATIONS ARE VIEWED FROM OUTSIDE.
3. ALL DIMENSIONS TO BE VERIFIED ON SITE BEFORE FABRICATION.

LEGEND :

X1 DETAIL MARK NO.  
X2001 REFER SHEET NO.

1. F.F.L. --- FINISHED FLOOR LEVEL
2. S.F.L. --- STRUCTURAL FLOOR LEVEL
3. (R) --- REVERSED DETAIL
4. [Pattern] 3.0mm THK. ALUM. CLADDING
5. [Pattern] 5.0mm THK. STIFFENED ALUM. PERFORATED PANEL

C	1-13-2020	REVISION SUBJECT TO ARCH COMMENT	MM
A	24-06-2020	REVISION SUBJECT TO ARCH COMMENT	MM
NO.	DATE	REVISION	BY

JOB NO. : J-852

PROJECT :

PROPOSED RESIDENTIAL DEVELOPMENT  
AT 139 - 147 ARGYLE STREET,  
NKIL 6005, 6035 R.P., 6036 R.P.,  
6037 R.P. & 6038 R.P.

TITLE :

PART ELEVATION, PLAN & SECTION OF  
ALUM. CLADDING  
FOR TOWER 3 FLAT C W3/W4  
(2/F,3/F,5/F)

DATE : 12-MAY-20 SCALE : 1:60

DRAWN BY : LHR CHECKED BY : DW


美特鋁質有限公司  
MIDI ALUMINIUM FABRICATOR LTD.  
Units 6-8, Sunray Industrial Centre, 1/F  
610 Cha Kwo Ling Road, Kwailoon  
Tel:2489211-4 Fax:(852)2727666


DWG NO. : J852-SD-ACA-4030 REV. : C


B.D. REF :


暫停

CLIENT :

ARCHITECT :  
  
 AGC DESIGN LTD

MAIN CONTRACTOR :  
  
 Gammon

STRUCTURAL ENGINEER :  
  
 ARUP

FAÇADE CONSULTANT:  
  
 MENHARDT

NOTE :

1. ALL DIMENSIONS ARE IN mm.
2. ALL ELEVATIONS ARE VIEWED FROM OUTSIDE.
3. ALL DIMENSIONS TO BE VERIFIED ON SITE BEFORE FABRICATION.

LEGEND :

X1 — DETAIL MARK NO.  
 X001 — REFER SHEET NO.

1. F.F.L. — FINISHED FLOOR LEVEL
2. S.F.L. — STRUCTURAL FLOOR LEVEL
3. (R) — REVERSED DETAIL
4. [Hatched Box] 3.0mm THK. ALUM. CLADDING
5. [Hatched Box] 5.0mm THK. STIFFENED ALUM. PERFORATED PANEL

NO.	DATE	REVISED	BY
C	1-13-2020	REVISION SUBJECT TO ARCH COMMENT	WH
A	24-06-2020	REVISION SUBJECT TO ARCH COMMENT	WH

JOB NO. : J-852

PROJECT :  
 PROPOSED RESIDENTIAL DEVELOPMENT  
 AT 139 - 147 ARGYLE STREET,  
 NKIL 6005, 6035 R.P., 6036 R.P.,  
 6037 R.P. & 6038 R.P.

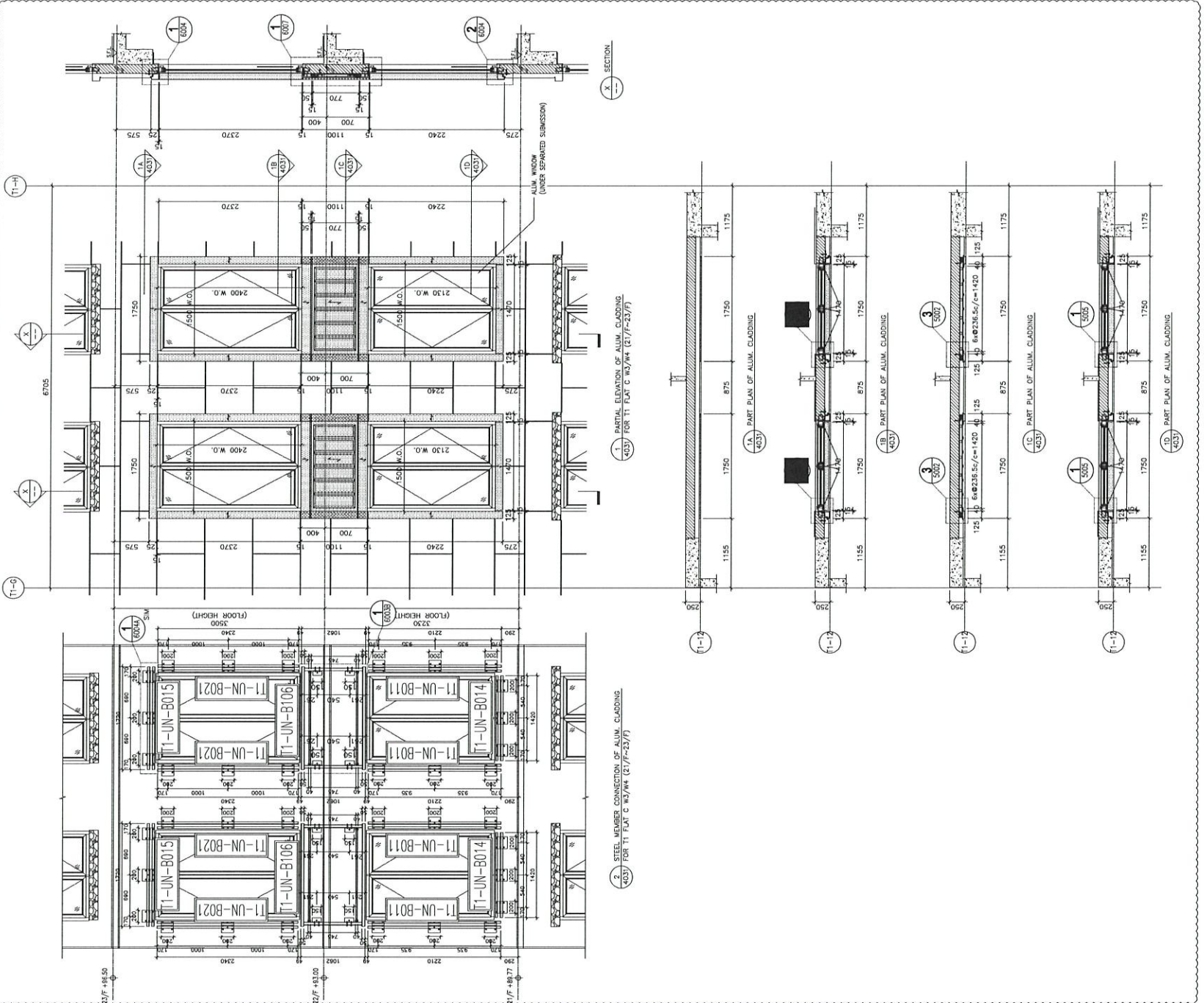
TITLE :  
 PART ELEVATION, PLAN & SECTION OF  
 ALUM. CLADDING  
 FOR TOWER 1 FLAT C W3/W4  
 (21/F~23/F)

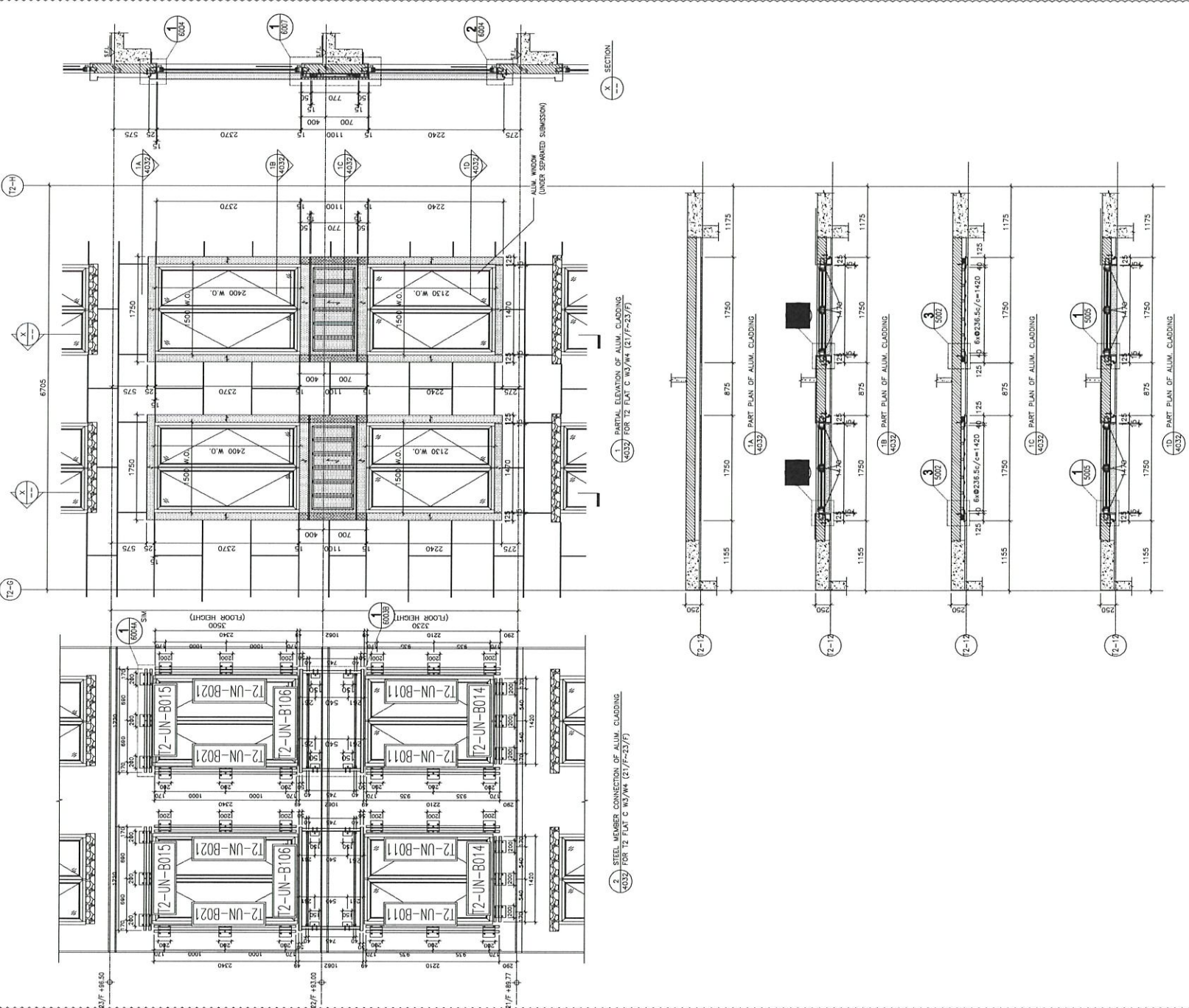
DATE : 12-MAY-20 SCALE : 1:60

DRAWN BY : LHR CHECKED BY : DW

  
**美特鋁質有限公司**  
 MTI ALUMINIUM FABRICATOR LTD.  
 Units 6-8, Sunray Industrial Centre, 1/F,  
 610 Cha Kwo Ling Road, Kowloon  
 Tel: 23489211-4 Fax: (852) 2727666

DWG NO. : J852-SD-ACA-4031 REV. : C





B.D. REF : **暫停**

CLIENT :

ARCHITECT : **AGC DESIGN LTD.**

MAIN CONTRACTOR : **Gammon**

STRUCTURAL ENGINEER : **ARUP**

FAÇADE CONSULTANT : **MEINHARDT**

NOTE :

1. ALL DIMENSIONS ARE IN mm.
2. ALL ELEVATIONS ARE VIEWED FROM OUTSIDE.
3. ALL DIMENSIONS TO BE VERIFIED ON SITE BEFORE FABRICATION.

LEGEND :

- (X1) DETAIL MARK NO.
- (3001) REFER SHEET NO.
- 1. F.F.L. -- FINISHED FLOOR LEVEL
- 2. S.F.L. -- STRUCTURAL FLOOR LEVEL
- 3. (R) -- REVERSED DETAIL
- 3.0mm THK. ALUM. CLADDING
- 5.0mm THK. STIFFENED ALUM. PERFORATED PANEL

NO.	DATE	REVISED	BY
C	1-13-2020	REVISION SUBJECT TO ARCH COMMENT	MM
A	24-08-2020	REVISION SUBJECT TO ARCH COMMENT	MM

JOB NO. : J-852

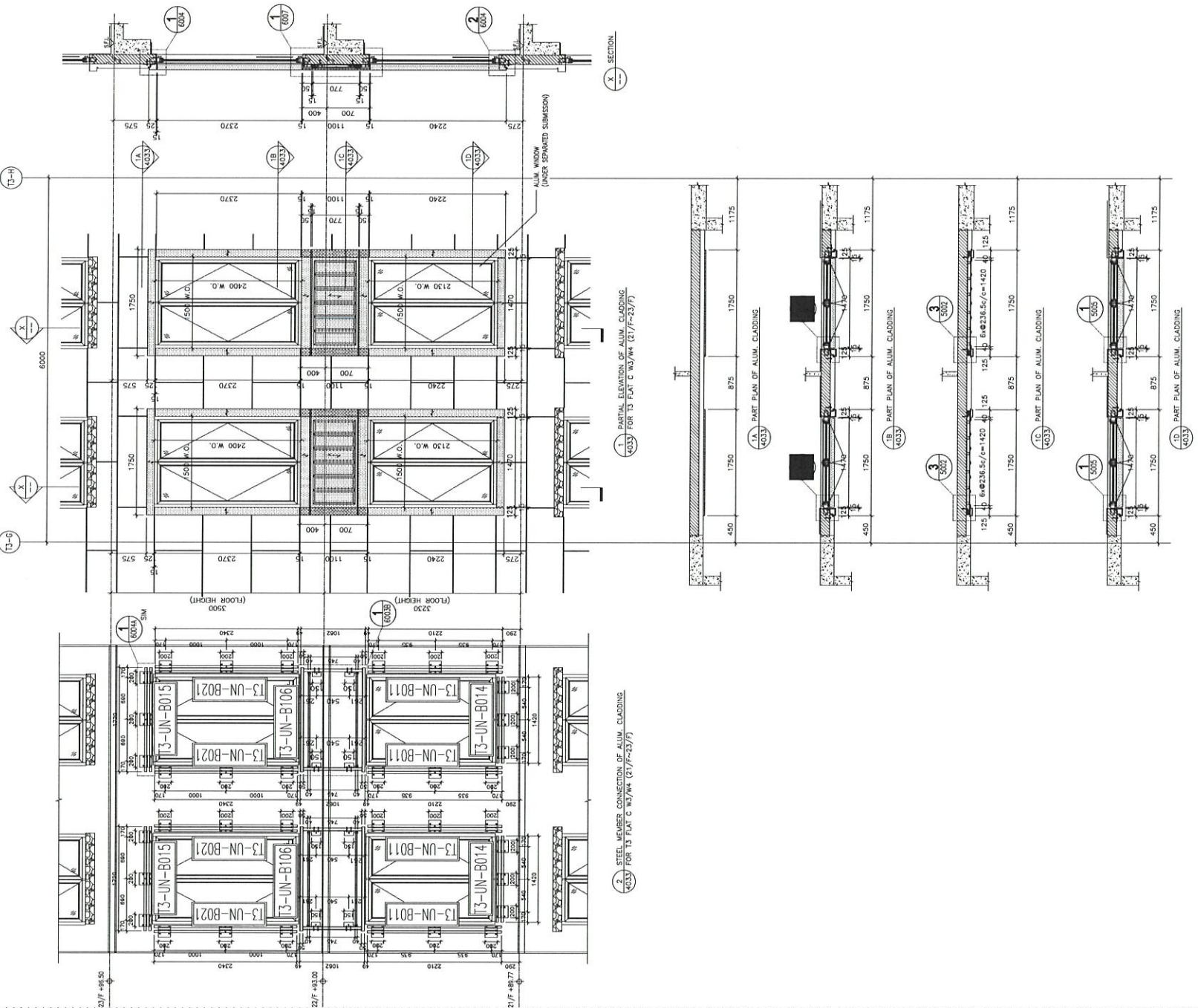
PROJECT : PROPOSED RESIDENTIAL DEVELOPMENT AT 139 - 147 ARGYLE STREET, NKIL 6005, 6035 R.P., 6036 R.P., 6037 R.P. & 6038 R.P.

TITLE : PART ELEVATION, PLAN & SECTION OF ALUM. CLADDING FOR TOWER 2 FLAT C W3/W4 (21/F~23/F)

DATE : 12-MAY-20 SCALE : 1:60

DRAWN BY : LHR CHECKED BY : DW

**美特鋁質有限公司**  
**MTDI ALUMINIUM FABRICATOR LTD.**  
 Units 6-8, Sunny Industrial Centre, 1/F  
 610 Cha Kwo Ling Road, Kowloon  
 Tel:2489211-4 Fax:(852)2727666  
 DWG NO. : J852-SD-ACA-4032 REV. : C



B.O. REF :

特房

CLIENT :



MAIN CONTRACTOR :  
**Gammon**

STRUCTURAL ENGINEER :  
**ARUP**

FAÇADE CONSULTANT:  
**MEINHARDT**

- NOTE :
1. ALL DIMENSIONS ARE IN mm.
  2. ALL ELEVATIONS ARE VIEWED FROM OUTSIDE.
  3. ALL DIMENSIONS TO BE VERIFIED ON SITE BEFORE FABRICATION.

- LEGEND :
- X1 DETAIL MARK NO.
  - 2001 REFER SHEET NO.
  - 1. F.F.L. --- FINISHED FLOOR LEVEL
  - 2. S.F.L. --- STRUCTURAL FLOOR LEVEL
  - 3. (R) --- REVERSED DETAIL
  - 4. [Pattern] 3.0mm THK. ALUM. CLADDING
  - 5. [Pattern] 5.0mm THK. STIFFENED ALUM. PERFORATED PANEL

C	1-13-2020	REVISION SUBJECT TO ARCH COMMENT	MM
A	24-06-2020	REVISION SUBJECT TO ARCH COMMENT	MM
NO.	DATE	REVISION	BY

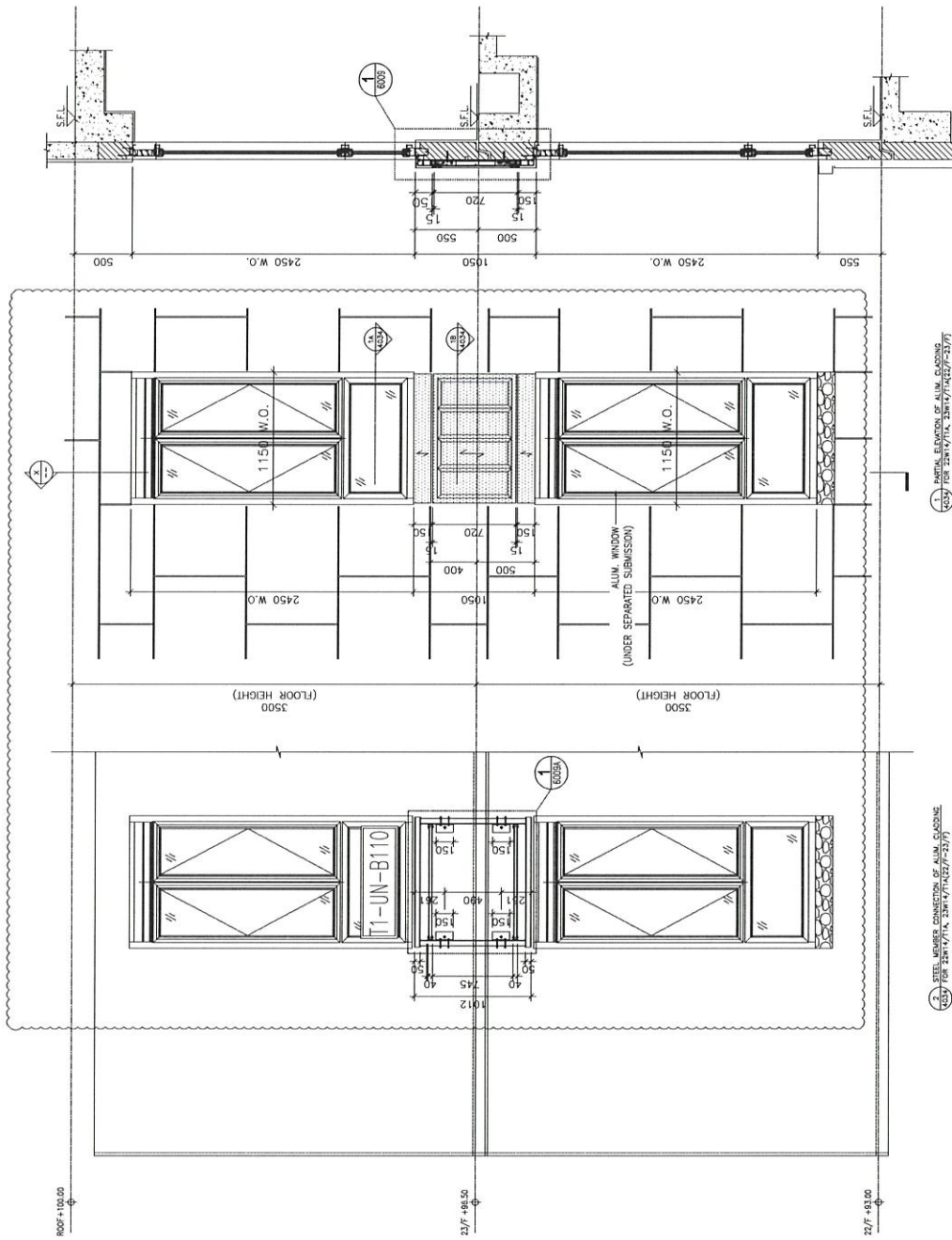
JOB NO. : J-852  
PROJECT : PROPOSED RESIDENTIAL DEVELOPMENT AT 139 - 147 ARGYLE STREET, NKIL 6005, 6035 R.P., 6036 R.P., 6037 R.P. & 6038 R.P.

TITLE : PART ELEVATION, PLAN & SECTION OF ALUM. CLADDING FOR TOWER 3 FLAT C W3/W4 (21/F~23/F)

DATE : 12-MAY-20 SCALE : 1:60  
DRAWN BY : LHR CHECKED BY : DW

**美特鋁質有限公司**  
**MIDI ALUMINIUM FABRICATOR LTD.**  
Units 6-8, Sunray Industrial Centre, 1/F  
610 Cho Kwong Road, Kowloon  
Tel:23489211-4 Fax:(852)2727666

DWG NO. : J852-SD-ACA-4033 REV. : C



(A-A) PART ELEVATION OF ALUM. CLADDING FOR 22W14/T1A, 23W14/T1A(22/F-23/F)

(A-A) PART ELEVATION OF ALUM. CLADDING FOR 22W14/T1A, 23W14/T1A(22/F-23/F)

B.D. REF :

CLIENT :  
 ARCHITECT :  
  
 MAIN CONTRACTOR :  
  
 STRUCTURAL ENGINEER :  
  
 FACADE CONSULTANT :

NOTE :  
 1. ALL DIMENSIONS ARE IN mm.  
 2. ALL ELEVATIONS ARE VIEWED FROM OUTSIDE.  
 3. ALL DIMENSIONS TO BE VERIFIED ON SITE BEFORE FABRICATION.

LEGEND :  
 (X1) DETAIL MARK NO.  
 (X001) REFER SHEET NO.  
 1. F.F.L. -- FINISHED FLOOR LEVEL  
 2. S.F.L. -- STRUCTURAL FLOOR LEVEL  
 3. (R) -- REVERSED DETAIL  
 4. [Pattern] 3.0mm THK. ALUM. CLADDING  
 5. [Pattern] 5.0mm THK. STIFFENED ALUM. PERFORMED PANEL

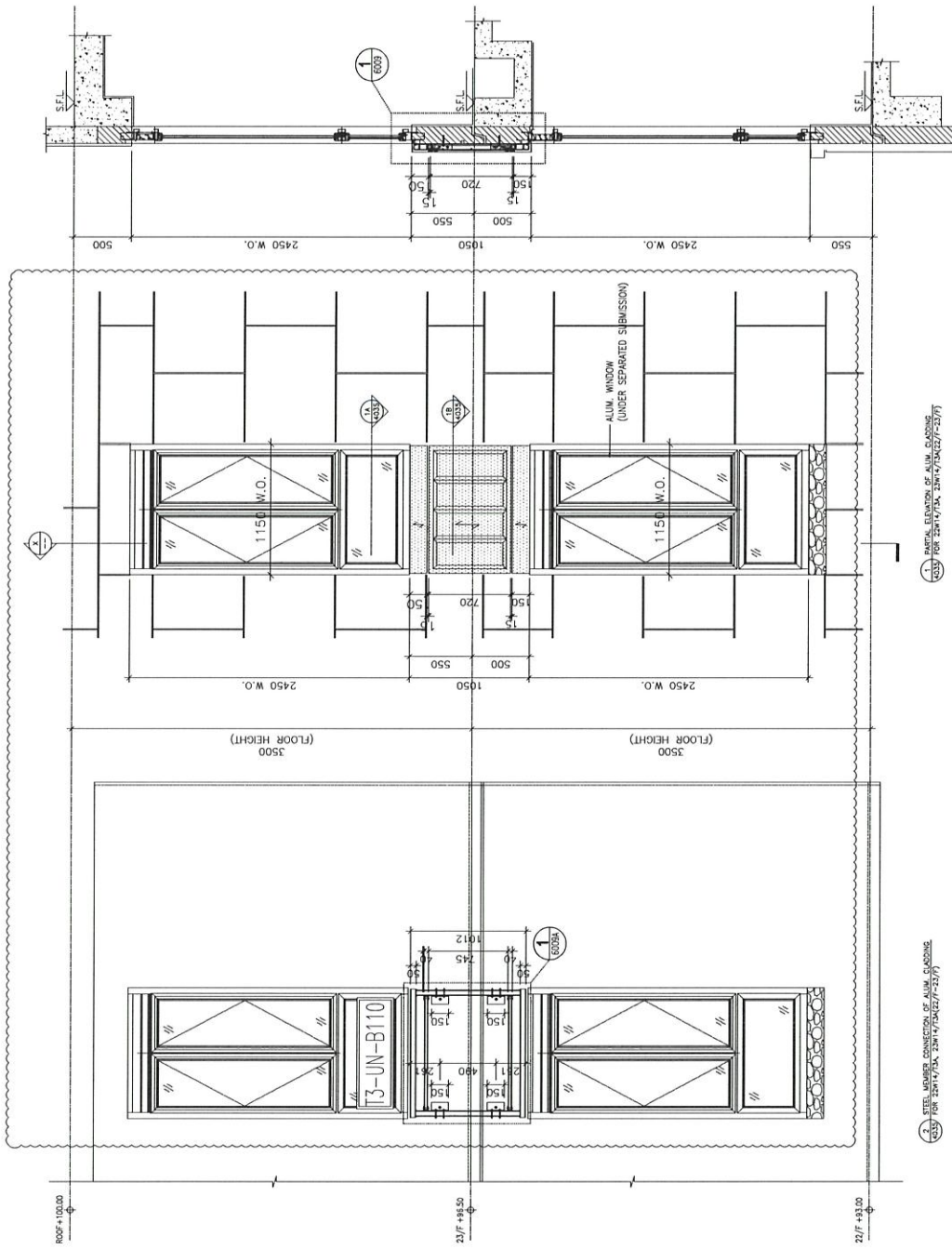
C	4-13-2020	REVISION SUBJECT TO ARCH COMMENT	MM
A	24-06-2020	REVISION SUBJECT TO ARCH COMMENT	MM
NO.	DATE	REVISION	BY

JOB NO. : J-852  
 PROJECT : PROPOSED RESIDENTIAL DEVELOPMENT  
 AT 139 - 147 ARGYLE STREET,  
 NKIL 6005, 6035 R.P., 6036 R.P.,  
 6037 R.P. & 6038 R.P.

TITLE : PART ELEVATION, PLAN & SECTION OF  
 ALUM. CLADDING  
 FOR 22W14/T1A, 23W14/T1A(22/F-23/F)

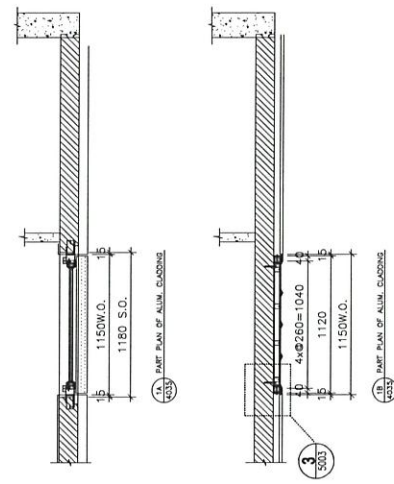
DATE : 12-MAY-20 SCALE : 1:40  
 DRAWN BY : LHR CHECKED BY : DW

MIDI ALUMINIUM FABRICATOR LTD.  
 Units: 6-8, Sunray Industrial Centre, 1/F  
 610 Cha Kwo Ling Road, Kowloon  
 Tel:23489211-4 Fax:(852)2727666  
 DWG NO. : J852-SD-ACA-4034 REV. : C



PART ELEVATION OF ALUM. CLADDING  
 (FOR 22W14/T3A, 23W14/T3A(22/F-23/F))





DETAIL WINDOW CONNECTION OF ALUM. CLADDING  
 (FOR 22W14/T3A, 23W14/T3A(22/F-23/F))



PART PLAN OF ALUM. CLADDING  
 (A)

PART PLAN OF ALUM. CLADDING  
 (B)

B.D. REF :  


CLIENT :  
 ARCHITECT :  
  
 MAIN CONTRACTOR :  
  
 STRUCTURAL ENGINEER :  
  
 FACADE CONSULTANT:  


NOTE :  
 1. ALL DIMENSIONS ARE IN mm.  
 2. ALL ELEVATIONS ARE VIEWED FROM OUTSIDE.  
 3. ALL DIMENSIONS TO BE VERIFIED ON SITE BEFORE FABRICATION.  
 LEGEND :  
 X1 -- DETAIL MARK NO.  
 X001 -- REFER SHEET NO.  
 1. F.F.L. -- FINISHED FLOOR LEVEL  
 2. S.F.L. -- STRUCTURAL FLOOR LEVEL  
 3. (R) -- REVERSED DETAIL  
 4. [Pattern] 3.0mm THK. ALUM. CLADDING  
 5. [Pattern] 5.0mm THK. STIFFENED ALUM. PERFORMED PANEL

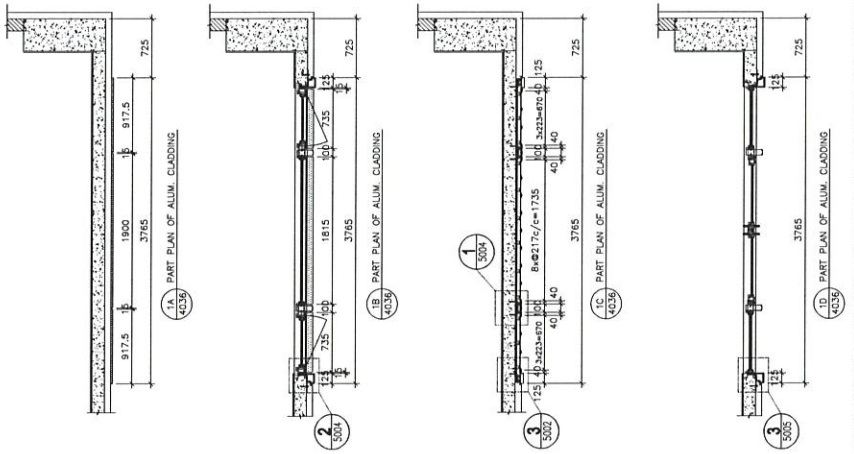
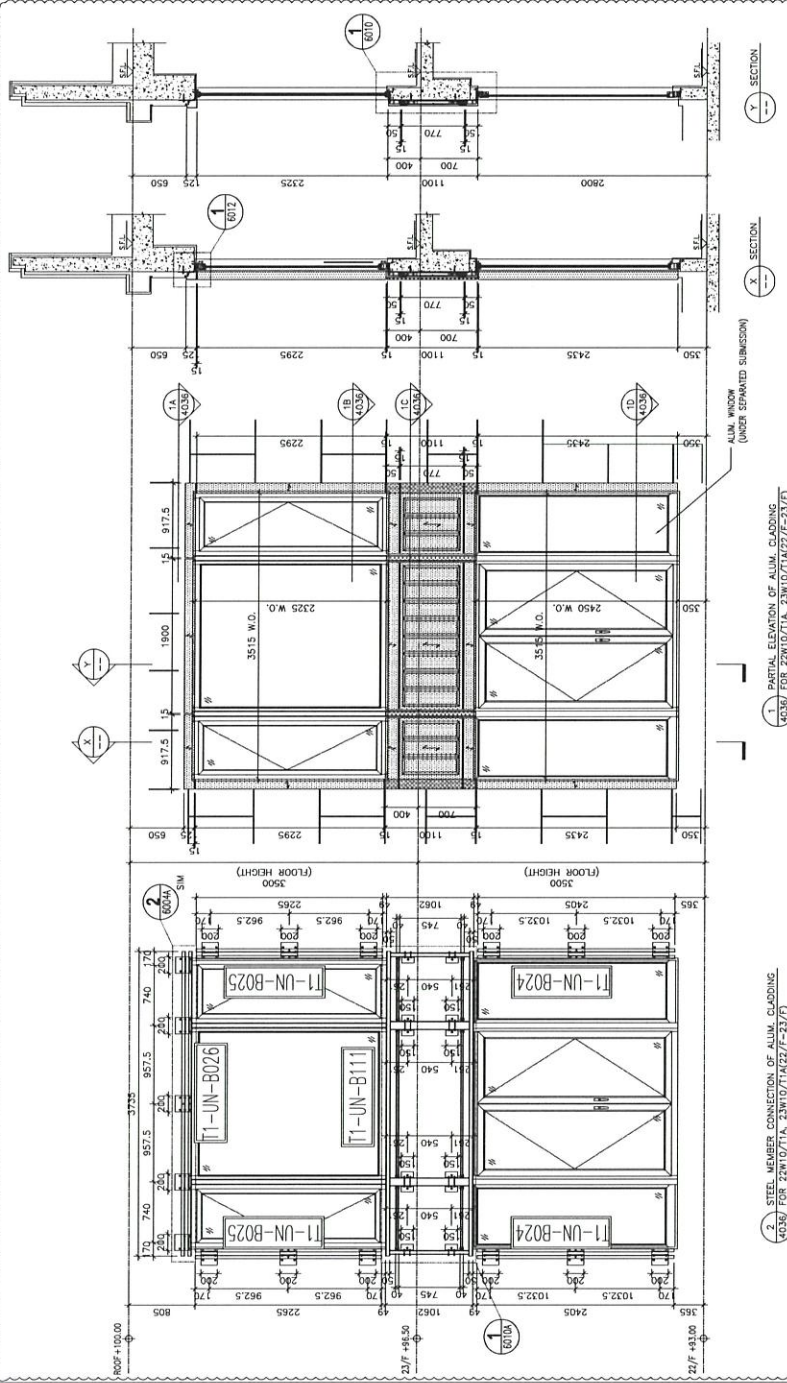
NO.	DATE	REVISION	BY
C	4-13-2020	REVISION SUBJECT TO ARCH COMMENT	WH
A	24-06-2020	REVISION SUBJECT TO ARCH COMMENT	WH

JOB NO. : J-852  
 PROJECT :  
 PROPOSED RESIDENTIAL DEVELOPMENT  
 AT 139 - 147 ARGYLE STREET,  
 NKIL 6005, 6035 R.P., 6036 R.P.,  
 6037 R.P. & 6038 R.P.

TITLE :  
 PART ELEVATION, PLAN & SECTION OF  
 ALUM. CLADDING  
 FOR 22W14/T3A, 23W14/T3A(22/F-23/F)

DATE : 12-MAY-20      SCALE : 1:40  
 DRAWN BY : LHR      CHECKED BY : DW

  
 MIDI ALUMINIUM FABRICATOR LTD.  
 Units 6-8, Sunray Industrial Centre, 1/F  
 610 Cha Kwo Ling Road, Kowloon  
 Tel:23489211-4 Fax:(852)2727666  
 DWG NO. : J852-SD-ACA-4035      REV. : C



B.D. REF :  
**站停**

CLIENT :

ARCHITECT :  
**AGC DESIGN LTD**

MAIN CONTRACTOR :  
**Gammon**

STRUCTURAL ENGINEER :  
**ARUP**

FAÇADE CONSULTANT :  
**MEINHARDT**

NOTE:  
1. ALL DIMENSIONS ARE IN mm.  
2. ALL ELEVATIONS ARE VIEWED FROM OUTSIDE.  
3. ALL DIMENSIONS TO BE VERIFIED ON SITE BEFORE FABRICATION.

LEGEND:  
 (X1) DETAIL MARK NO.  
 (X001) REFER SHEET NO.

1. F.F.L. --- FINISHED FLOOR LEVEL  
 2. S.F.L. --- STRUCTURAL FLOOR LEVEL  
 3. (P) --- REVERSED DETAIL  
 4. [Pattern] 3.0mm THK. ALUM. CLADDING  
 5. [Pattern] 5.0mm THK. STIFFENED ALUM. PERFORMED PANEL

NO.	DATE	REVISION	REVISION SUBJECT TO	APPROVED BY
C	1-12-2020	REVISION SUBJECT TO	ARCIL COMMENT	MM
A	24-06-2020	REVISION SUBJECT TO	ARCIL COMMENT	MM
		DATE	REVISION	BY

JOB NO. : J-852

PROJECT :  
PROPOSED RESIDENTIAL DEVELOPMENT  
AT 139 - 147 ARGYLE STREET  
NKIL 6005, 6035 R.P., 6036 R.P.,  
6037 R.P. & 6038 R.P.

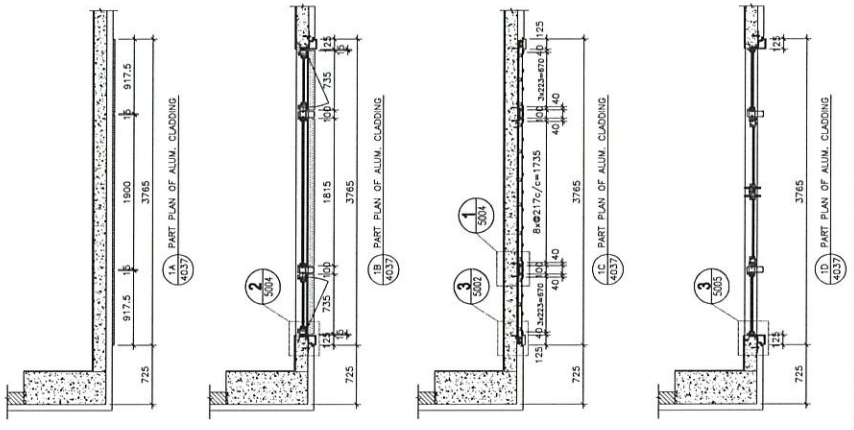
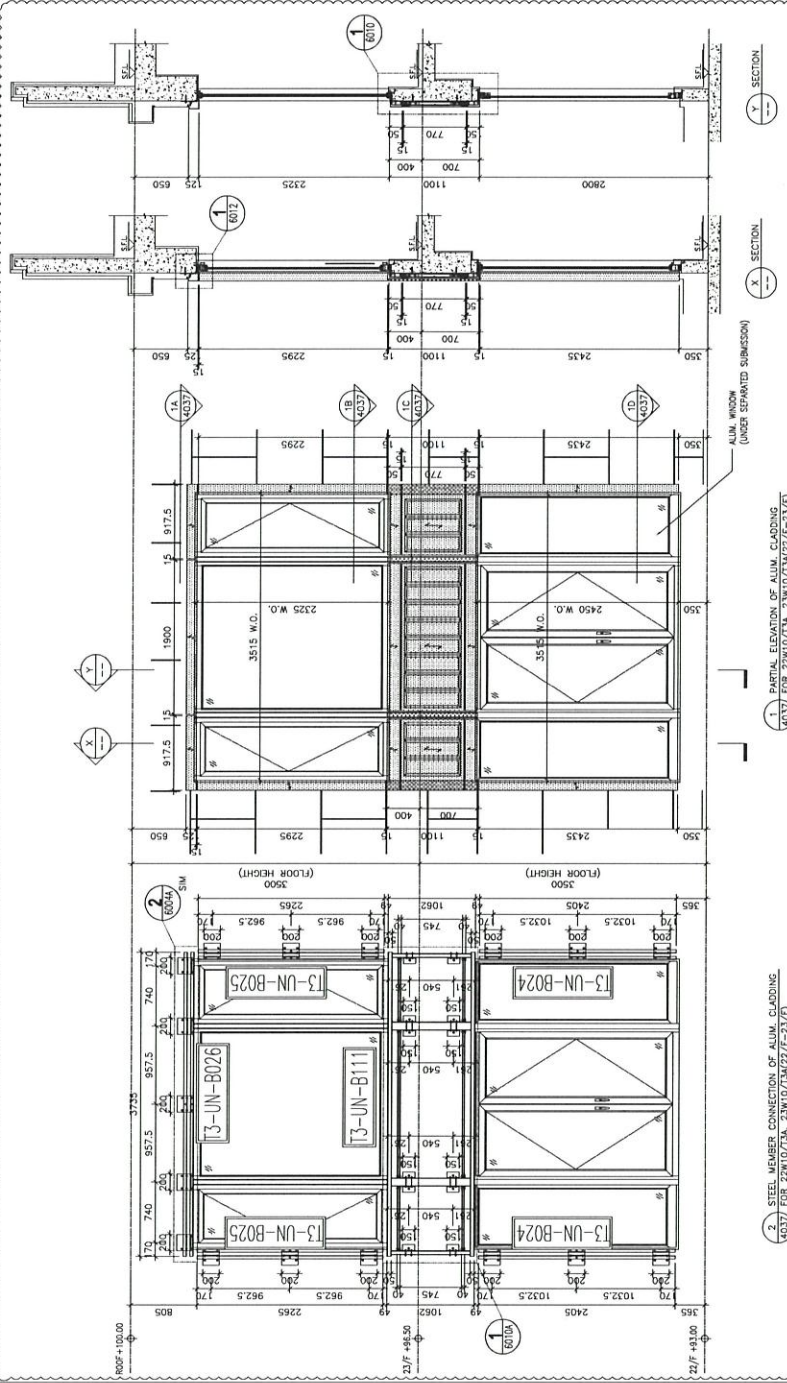
TITLE :  
PART ELEVATION, PLAN & SECTION OF  
ALUM. CLADDING  
FOR 22W10/T1A, 23W10/T1A(22/F-23/F)

DATE : 12-MAY-20 SCALE : 1:60

DRAWN BY : LHJR CHECKED BY : DW

**美特鋁質有限公司**  
MIDI ALUMINIUM FABRICATOR LTD.  
Units 6-8, Sunray Industrial Centre, 1/F,  
610 Cha Kwo Ling Road, Kowloon  
Tel: 23489211-4 Fax: (852) 2727666

DWG NO. : J852-SD-ACA-4036 REV. : C



B.D. REF :

CLIENT :

ARCHITECT :  
**AGC**  
 DESIGN LTD

MAIN CONTRACTOR :  
**Gammon**

STRUCTURAL ENGINEER :  
**ARUP**

FACADE CONSULTANT :  
**MEINHARDT**

NOTE :  
 1. ALL DIMENSIONS ARE IN mm.  
 2. ALL ELEVATIONS ARE VIEWED FROM OUTSIDE.  
 3. ALL DIMENSIONS TO BE VERIFIED ON SITE BEFORE FABRICATION.

LEGEND :  
 X1 - DETAIL MARK NO.  
 X001 - REFER SHEET NO.

1. F.F.L. --- FINISHED FLOOR LEVEL  
 2. S.F.L. --- STRUCTURAL FLOOR LEVEL  
 3. (R) --- REVERSED DETAIL  
 4. [Pattern] 3.0mm THK. ALUM. CLADDING  
 5. [Pattern] 5.0mm THK. STIFFENED ALUM. PERFORATED PANEL

C	1-13-2020	REVISION SUBJECT TO ARCH COMMENT	MM
A	24-06-2020	REVISION SUBJECT TO ARCH COMMENT	MM
NO.	DATE	REVISION	BY

JOB NO. : J-852

PROJECT :  
 PROPOSED RESIDENTIAL DEVELOPMENT  
 AT 139 - 147 ARGYLE STREET,  
 NKIL 6005, 6035 R.P., 6036 R.P.,  
 6037 R.P. & 6038 R.P.

TITLE :  
 PART ELEVATION, PLAN & SECTION OF  
 ALUM. CLADDING  
 FOR 22W10/T3A, 23W10/T3A(22/F-23/F)

DATE : 12-MAY-20 SCALE : 1:60  
 DRAWN BY : LHR CHECKED BY : DW

**美特铝质有限公司**  
**MTI ALUMINIUM FABRICATOR LTD.**  
 Units 6-8, Sunray Industrial Centre, 1/F,  
 810 Cha Kwo Ling Road, Kowloon  
 Tel:23489211-4 Fax:(852)2727666

DWG NO. : J852-SD-ACA-4037 REV. : C

B.D. REF :

特信

CLIENT :



NOTE :  
1. ALL DIMENSIONS ARE IN mm.  
2. ALL ELEVATIONS ARE VIEWED FROM OUTSIDE.  
3. ALL DIMENSIONS TO BE VERIFIED ON SITE BEFORE FABRICATION.

LEGEND :  
X1 - DETAIL MARK NO.  
X001 - REFER SHEET NO.  
1. F.F.L. - FINISHED FLOOR LEVEL  
2. S.F.L. - STRUCTURAL FLOOR LEVEL  
3. (R) - REVERSED DETAIL  
[Pattern] 3.0mm THK. ALUM. CLADDING  
[Pattern] 5.0mm THK. STIFFENED ALUM. PERFORATED PANEL

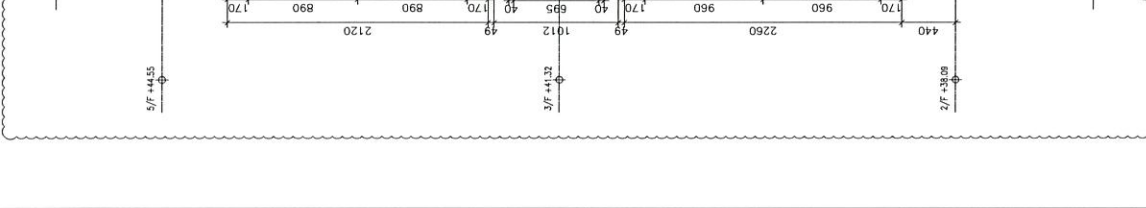
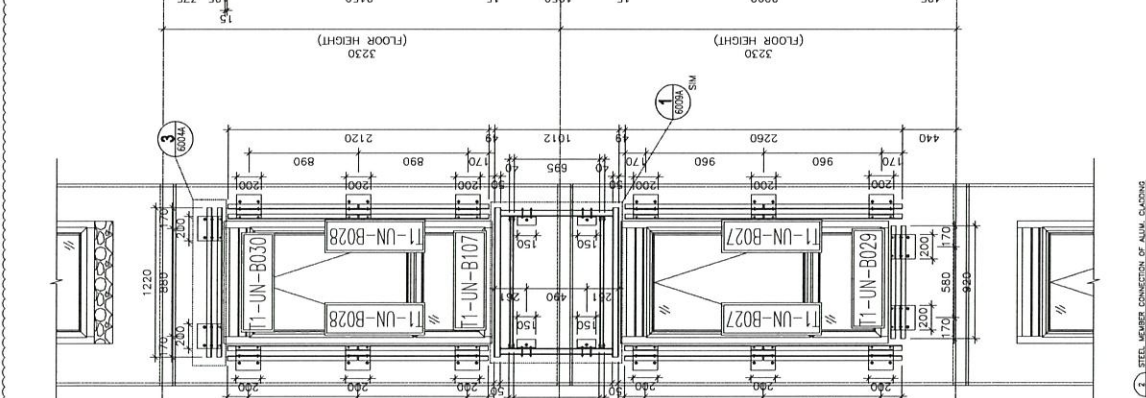
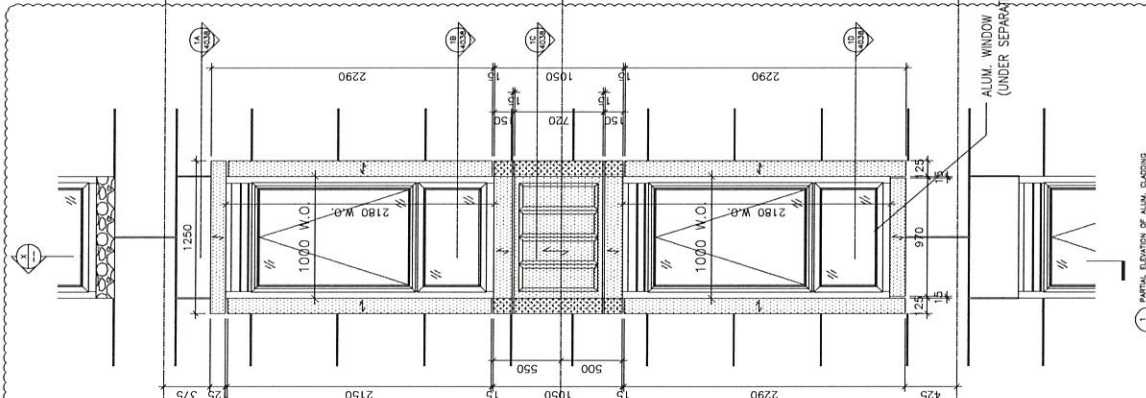
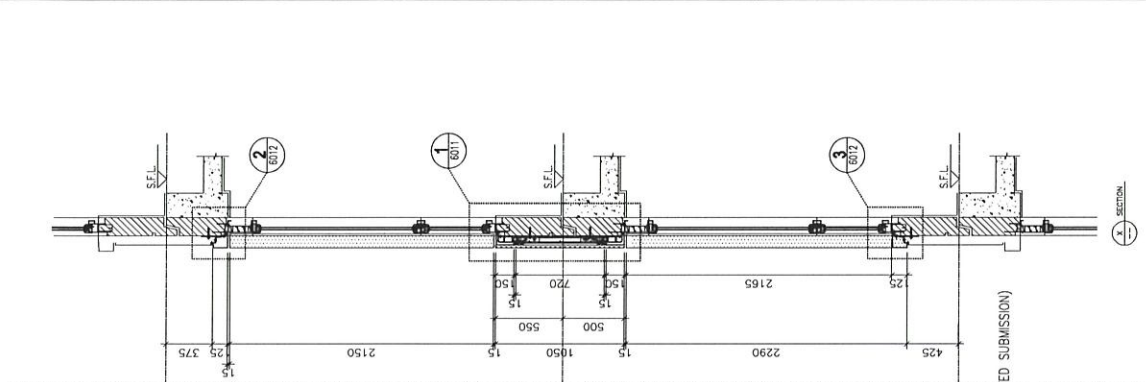
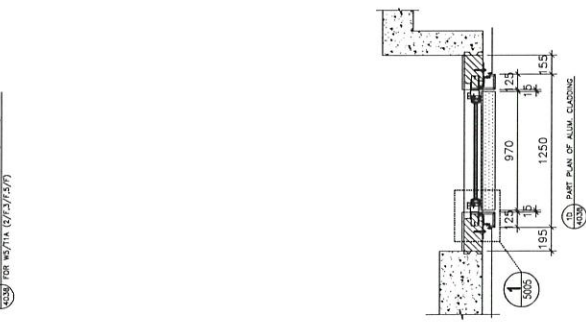
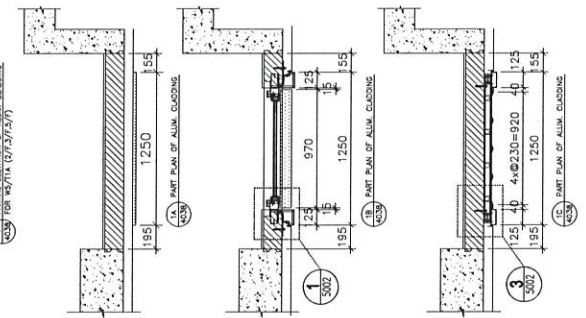
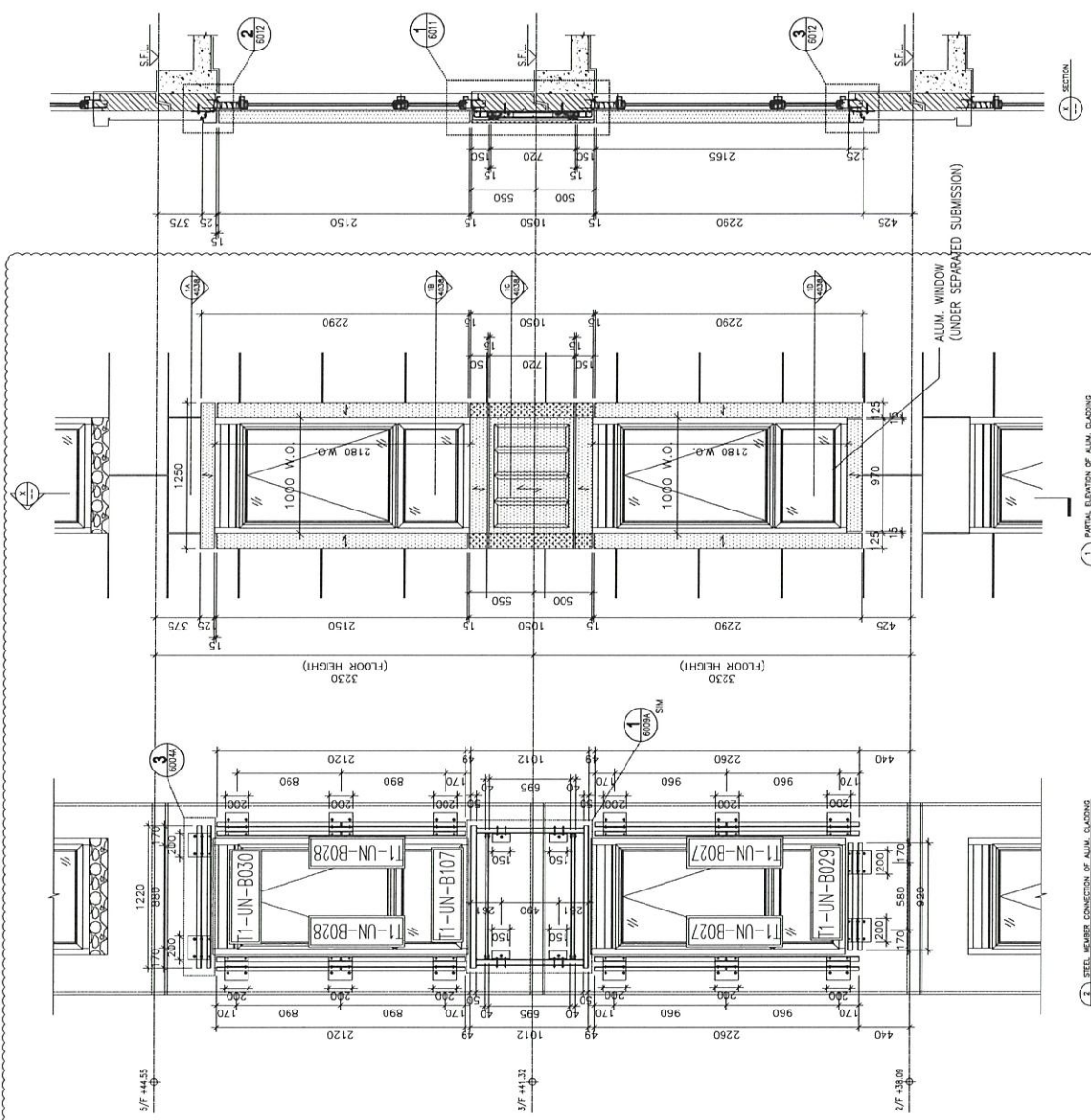
C	4-13-2020	REVISION SUBJECT TO ARCH COMMENT	MM
A	24-06-2020	REVISION SUBJECT TO ARCH COMMENT	MM
NO.	DATE	REVISION	BY

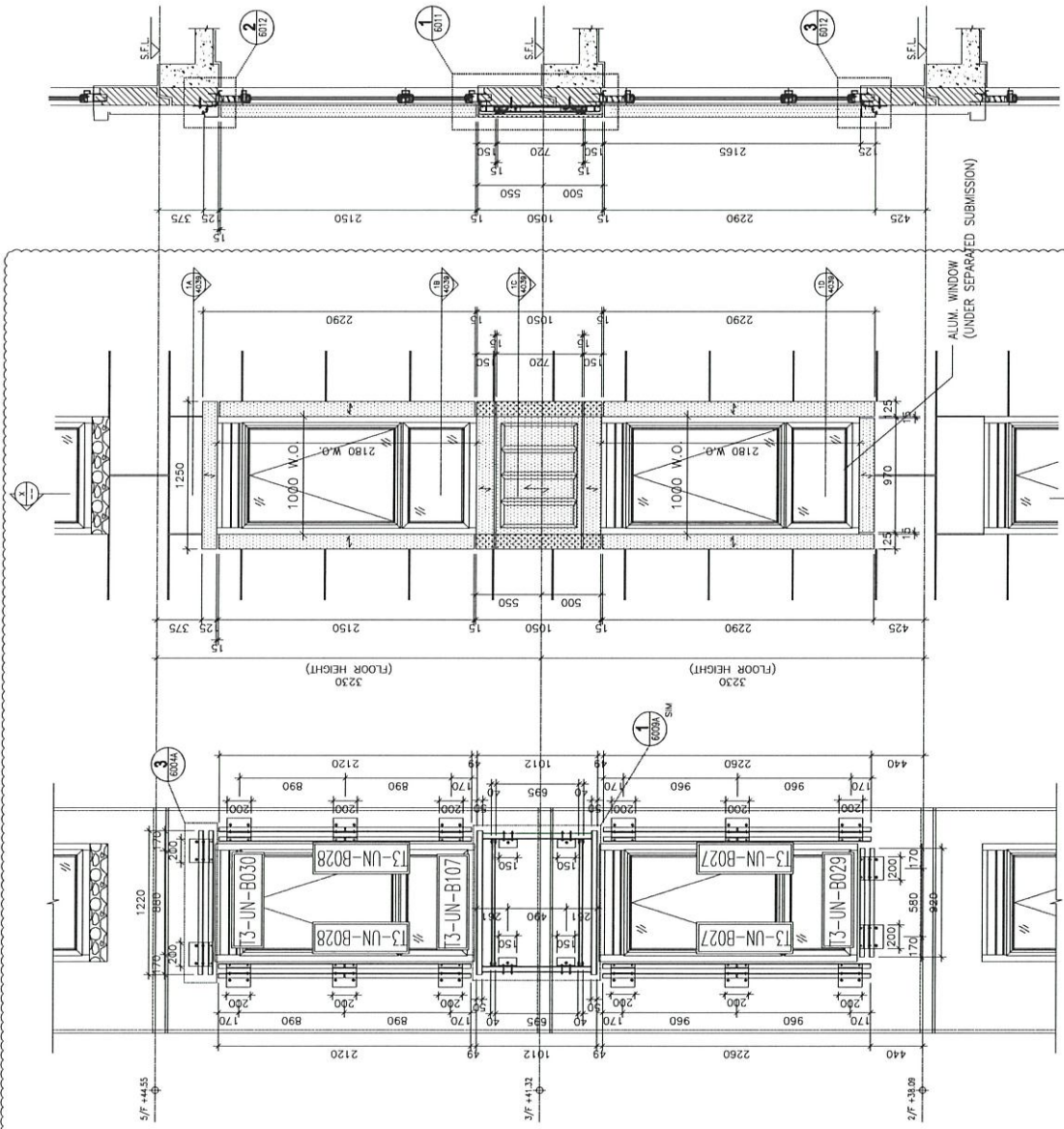
JOB NO. : J-852  
PROJECT : PROPOSED RESIDENTIAL DEVELOPMENT  
AT 139 - 147 ARGYLE STREET,  
NKIL 6005, 6035 R.P., 6036 R.P.,  
6037 R.P. & 6038 R.P.

TITLE : PART ELEVATION, PLAN & SECTION OF  
ALUM. CLADDING  
FOR W5/T1A (2/F,3/F,5/F)

DATE : 12-MAY-20 SCALE : 1:40  
DRAWN BY : LHR CHECKED BY : DW

美特鋁質有限公司  
MTI ALUMINIUM FABRICATOR LTD.  
Units 6-8, Sunray Industrial Centre, 1/F,  
610 Cha Kwo Ling Road, Kowloon  
Tel:23489211-4 Fax:(852)2727666  
DWG NO. : J852-SD-ACA-4038 REV. : C



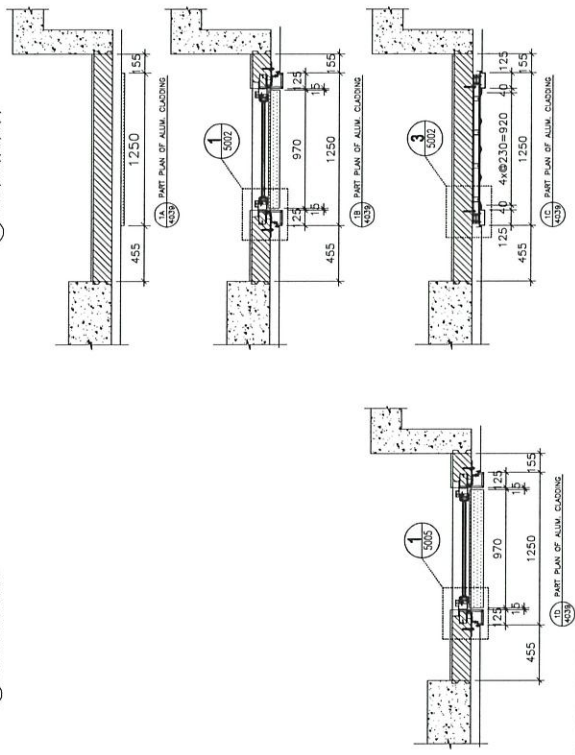


SECTION

ALUM. WINDOW  
(UNDER SEPARATED SUBMISSION)

1. PARTIAL ELEVATION OF ALUM. CLADDING  
FOR W4/T3A (2/F,3/F,5/F)

2. STEEL MEMBER CONNECTION OF ALUM. CLADDING  
FOR W4/T3A (2/F,3/F,5/F)



B.D. REF :

CLIENT :

ARCHITECT :  
**AGC**  
CENTRAL LTD

MAIN CONTRACTOR :  
**Gammon**

STRUCTURAL ENGINEER :  
**ARUP**  
FACADE CONSULTANT:  
**MEINHARDT**

NOTE :  
1. ALL DIMENSIONS ARE IN mm.  
2. ALL ELEVATIONS ARE VIEWED FROM OUTSIDE.  
3. ALL DIMENSIONS TO BE VERIFIED ON SITE BEFORE FABRICATION.

LEGEND :  
X1 DETAIL MARK NO.  
X001 REFER SHEET NO.  
1. F.F.L. --- FINISHED FLOOR LEVEL  
2. S.F.L. --- STRUCTURAL FLOOR LEVEL  
3. (R) --- REVERSED DETAIL  
4. [Hatched] 3.0mm THK. ALUM. CLADDING  
5. [Hatched] 5.0mm THK. STIFFENED ALUM. PERFORATED PANEL

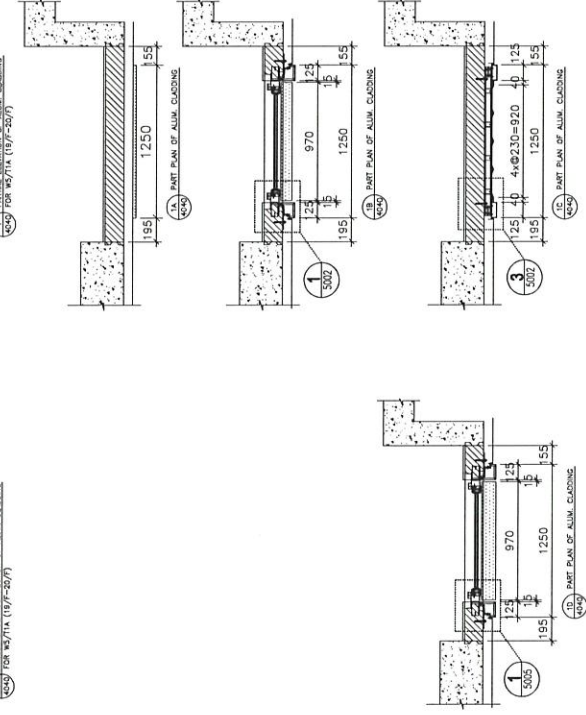
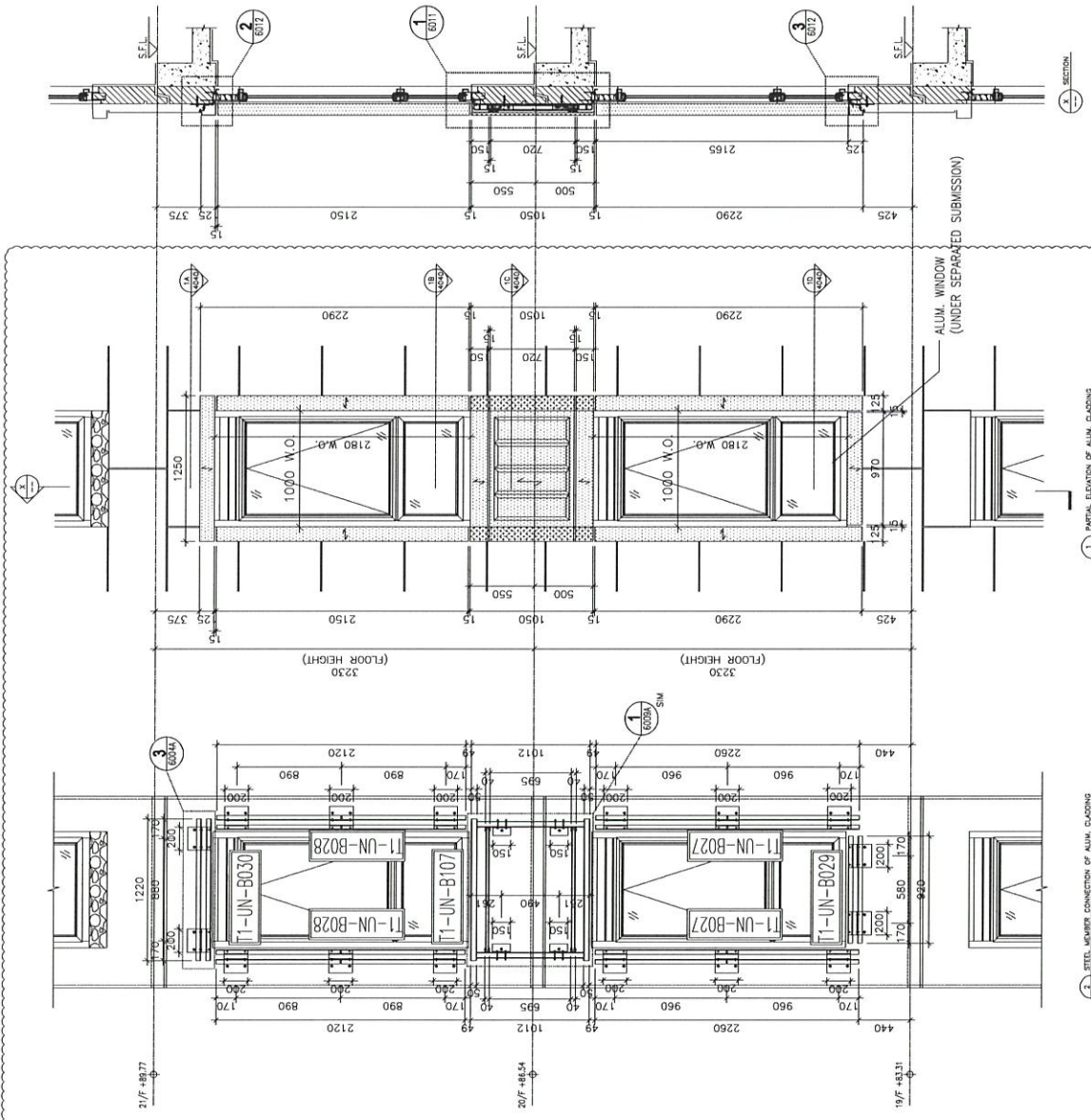
C	4-13-2020	REVISION SUBJECT TO ARCH COMMENT	MM
A	24-06-2020	REVISION SUBJECT TO ARCH COMMENT	MM
NO.	DATE	REVISION	BY

JOB NO. : J-852  
PROJECT :  
PROPOSED RESIDENTIAL DEVELOPMENT  
AT 139 - 147 ARGYLE STREET,  
MKL 6005, 6035 R.P., 6036 R.P.,  
6037 R.P. & 6038 R.P.

TITLE :  
PART ELEVATION, PLAN & SECTION OF  
ALUM. CLADDING  
FOR W4/T3A (2/F,3/F,5/F)

DATE : 12-MAY-20 SCALE : 1:40  
DRAWN BY : LHR CHECKED BY : DW

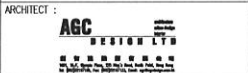
**美特铝质有限公司**  
**MIDI ALUMINIUM FABRICATOR LTD.**  
Units: E-8, Sunray Industrial Centre, 1/F  
810 Cha Kwo Ling Road, Kowloon  
Tel:23489211-4 Fax:(852)2727666  
DWG NO. : J852-SD-ACA-4039 REV. : C



B.D. REF :

暫停

CLIENT :



MAIN CONTRACTOR :  
**Gammon**

STRUCTURAL ENGINEER :  
**ARUP**  
FACADE CONSULTANT:  
**MEINHARDT**

NOTE :  
1. ALL DIMENSIONS ARE IN mm.  
2. ALL ELEVATIONS ARE VIEWED FROM OUTSIDE.  
3. ALL DIMENSIONS TO BE VERIFIED ON SITE BEFORE FABRICATION.

- LEGEND :
- (X1) DETAIL MARK NO.
  - (X001) REFER SHEET NO.
  - 1. F.F.L. — FINISHED FLOOR LEVEL
  - 2. S.F.L. — STRUCTURAL FLOOR LEVEL
  - 3. (R) — REVERSED DETAIL
  - (Hatched) 3.0mm THK. ALUM. CLADDING
  - (Stippled) 5.0mm THK. STIFFENED ALUM. PERFORATED PANEL

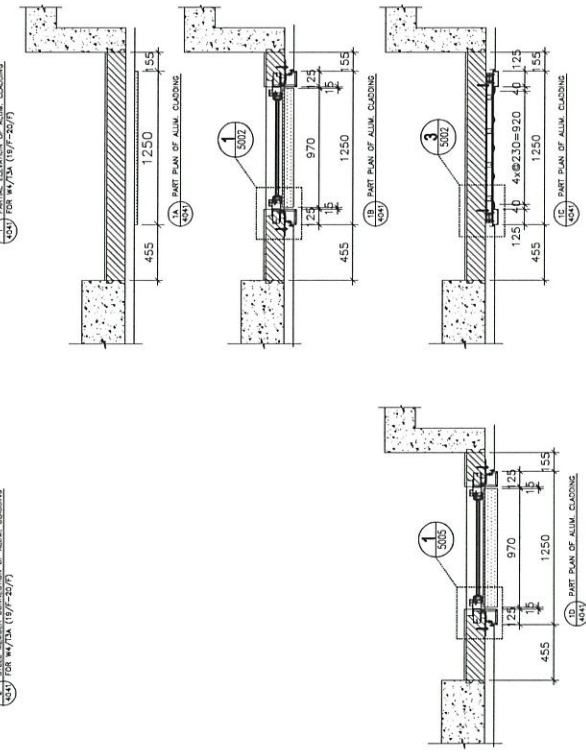
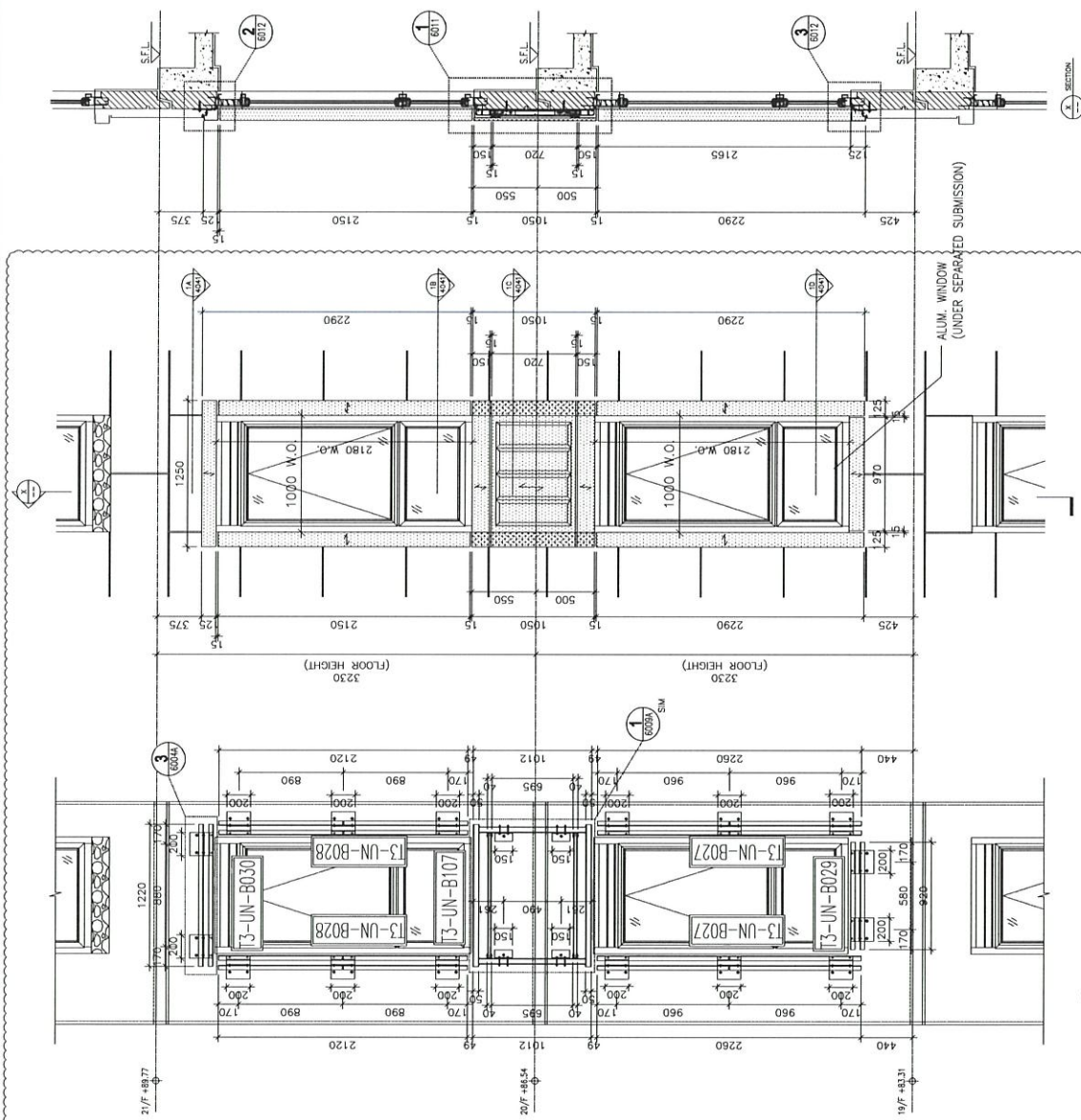
NO.	DATE	REVISION	BY
C	4-13-2020	REVISION SUBJECT TO ANSL COMMENT	WH
A	24-06-2020	REVISION SUBJECT TO ANSL COMMENT	WH

JOB NO. : J-852  
PROJECT : PROPOSED RESIDENTIAL DEVELOPMENT AT 139 - 147 ARGYLE STREET, NKIL 6005, 6035 R.P., 6036 R.P., 6037 R.P. & 6038 R.P.

TITLE : PART ELEVATION, PLAN & SECTION OF ALUM. CLADDING FOR W5/T1A (19/F--20/F)

DATE : 12-MAY-20 SCALE : 1:40  
DRAWN BY : LHR CHECKED BY : DW

**美特鋁質有限公司**  
MIDI ALUMINIUM FABRICATOR LTD.  
Units 6-8, Sunray Industrial Centre, 1/F,  
610 Cha Kwo Ling Road, Kowloon  
Tel:22489211-4 Fax:(852)2727666  
DWG NO. : J852-SD-ACA-4040 REV. : C



B.D. REF :

特信

CLIENT :

ARCHITECT :  
**AGC**  
 DESIGN LTD

MAIN CONTRACTOR :  
**Gammon**

STRUCTURAL ENGINEER :  
**ARUP**  
 FACADE CONSULTANT:  
**MEINHARDT**

NOTE :  
 1. ALL DIMENSIONS ARE IN mm.  
 2. ALL ELEVATIONS ARE VIEWED FROM OUTSIDE.  
 3. ALL DIMENSIONS TO BE VERIFIED ON SITE BEFORE FABRICATION.

LEGEND :  
 (X1) DETAIL MARK NO.  
 (X001) REFER SHEET NO.  
 1. F.F.L. — FINISHED FLOOR LEVEL  
 2. S.F.L. — STRUCTURAL FLOOR LEVEL  
 3. (R) — REVERSED DETAIL  
 4. [Hatched] 3.0mm THK. ALUM. CLADDING  
 5. [Dotted] 5.0mm THK. STIFFENED ALUM. PERFORATED PANEL

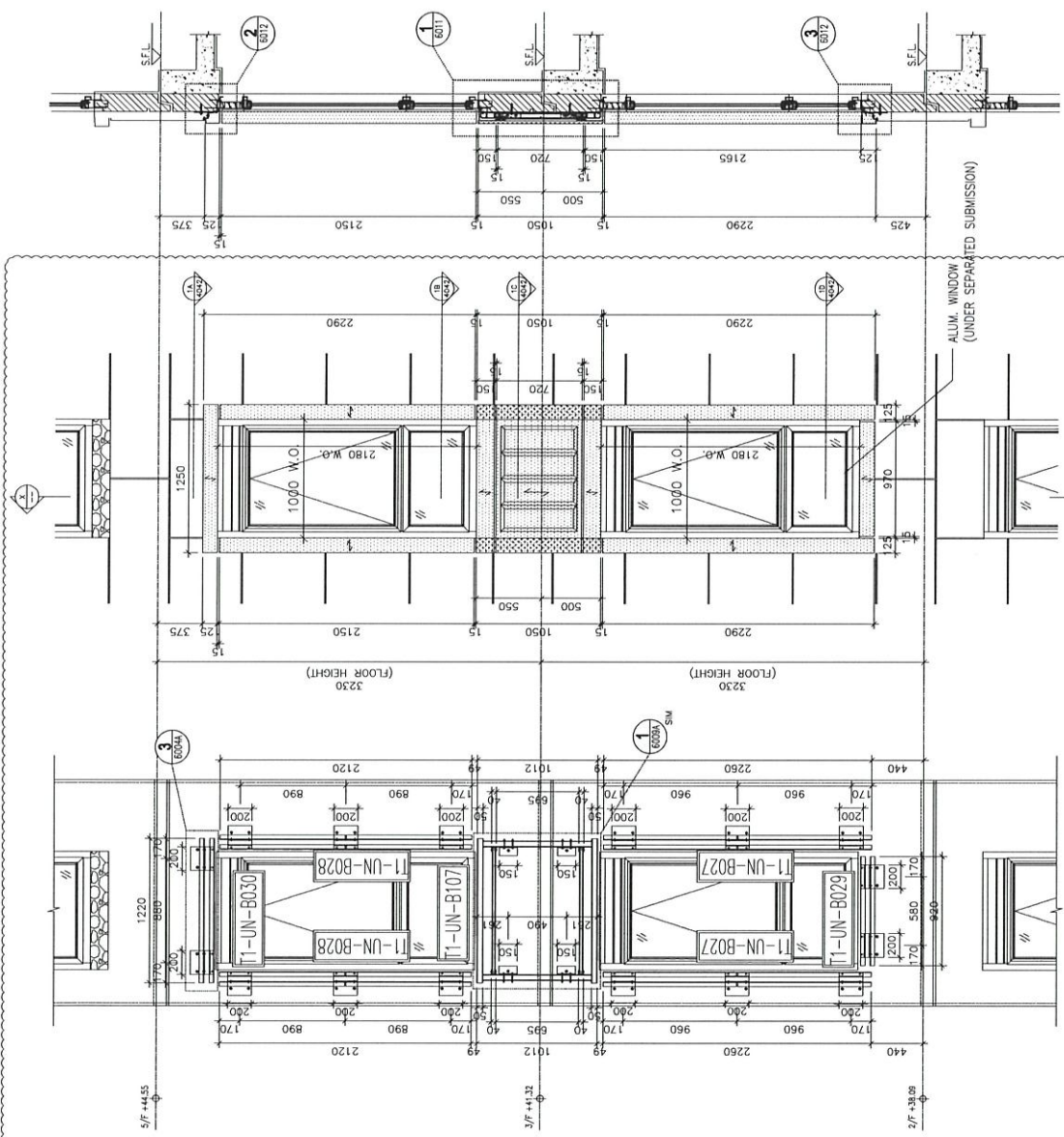
C	4-12-2020	REVISION SUBJECT TO ARCH COMMENT	MM
A	24-08-2020	REVISION SUBJECT TO ARCH COMMENT	MM
NO.	DATE	REVISION	BY

JOB NO. : J-852  
 PROJECT : PROPOSED RESIDENTIAL DEVELOPMENT  
 AT 139 - 147 ARGYLE STREET,  
 NKIL 6005, 6035 R.P., 6036 R.P.,  
 6037 R.P. & 6038 R.P.

TITLE : PART ELEVATION, PLAN & SECTION OF  
 ALUM. CLADDING  
 FOR W4/T3A (19/F-20/F)

DATE : 12-MAY-20 SCALE : 1:40  
 DRAWN BY : LHR CHECKED BY : DW

**美特鋁質有限公司**  
**MIDI ALUMINIUM FABRICATOR LTD.**  
 Units 5-8, Sunray Industrial Centre, 1/F  
 610 Cha Kwo Ling Road, Kowloon  
 Tel:23489211-4 Fax:(852)27272666  
 DWG NO. : J852-SD-ACA-4041 REV. : C

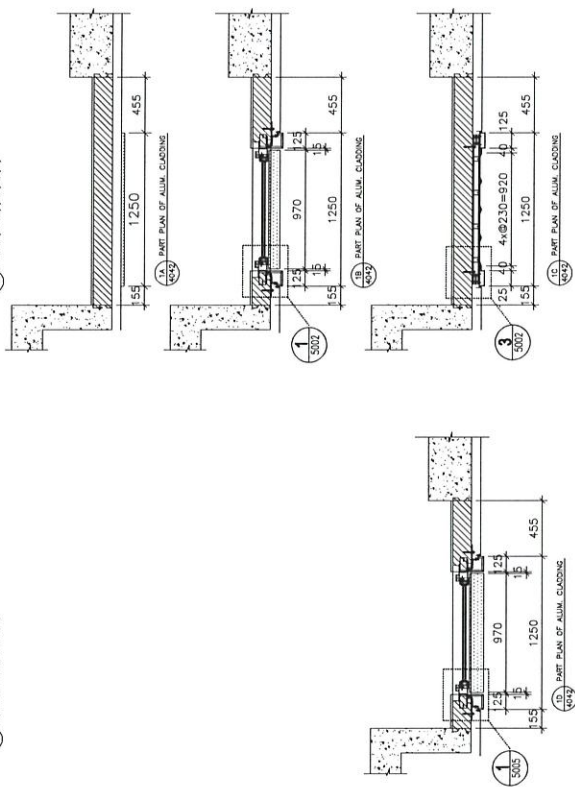


2. SECTION

ALUM. WINDOW (UNDER SEPARATED SUBMISSION)

1. PARTIAL ELEVATION OF ALUM. CLADDING FOR W4/T1A (2/F,3/F,5/F)

2. STEEL MEMBER CONNECTION OF ALUM. CLADDING FOR W4/T1A (2/F,3/F,5/F)



B.D. REF :

特信

CLIENT :

ARCHITECT :  
AGC  
PETER LTD

MAIN CONTRACTOR :  
Gammon

STRUCTURAL ENGINEER :  
ARUP  
FACADE CONSULTANT:  
MENHARDT

NOTE :  
1. ALL DIMENSIONS ARE IN mm.  
2. ALL ELEVATIONS ARE VIEWED FROM OUTSIDE.  
3. ALL DIMENSIONS TO BE VERIFIED ON SITE BEFORE FABRICATION.

LEGEND :  
X1 - DETAIL MARK NO.  
X001 - REFER SHEET NO.  
1. F.F.L. --- FINISHED FLOOR LEVEL  
2. S.F.L. --- STRUCTURAL FLOOR LEVEL  
3. (P) --- REVERSED DETAIL  
4. [Pattern] 3.0mm THK. ALUM. CLADDING  
5. [Pattern] 5.0mm THK. STIFFENED ALUM. PERFORMED PANEL

C	4-13-2020	REVISION SUBJECT TO ARCH COMMENT	MM
A	24-06-2020	REVISION SUBJECT TO ARCH COMMENT	MM
No.	DATE	REVISION	BY

JOB NO. : J-852

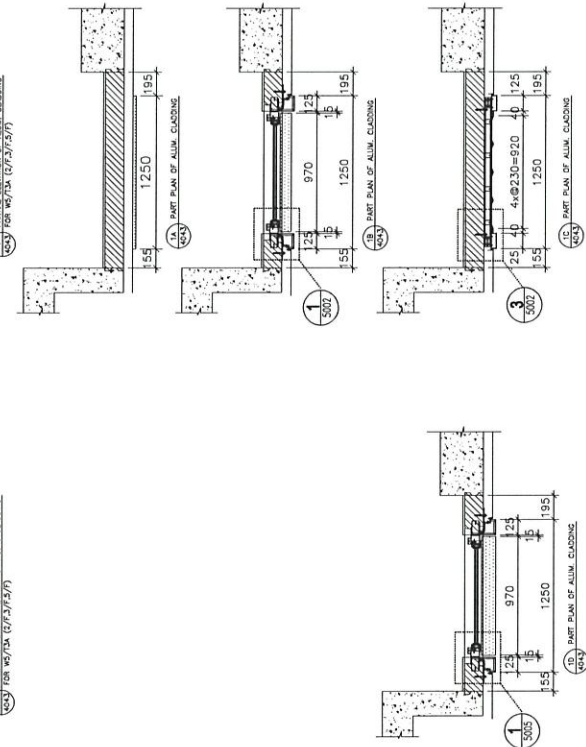
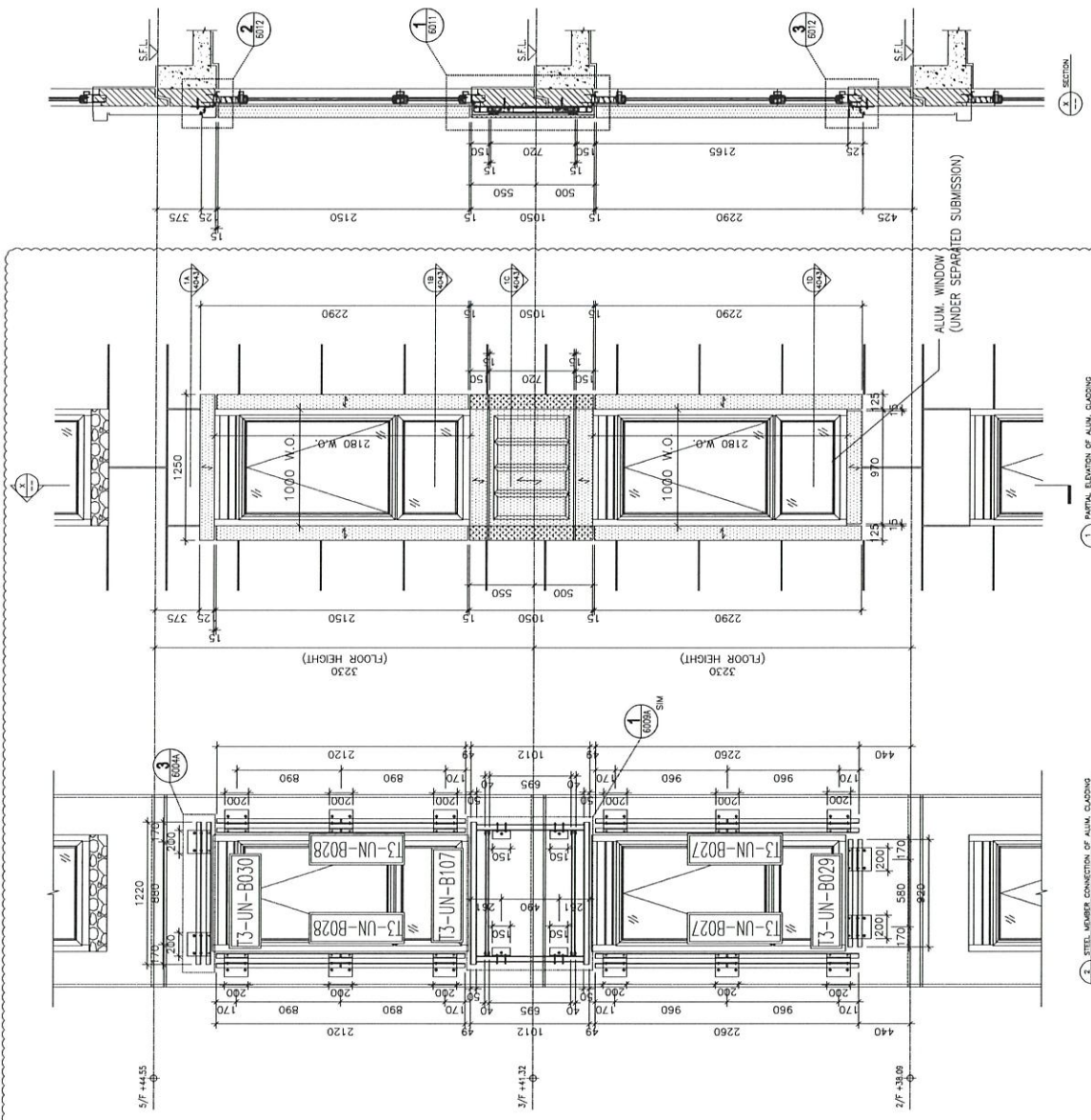
PROJECT :  
PROPOSED RESIDENTIAL DEVELOPMENT  
AT 139 - 147 ARGYLE STREET,  
NKIL 6005, 6035 R.P., 6036 R.P.,  
6037 R.P. & 6038 R.P.

TITLE :  
PART ELEVATION, PLAN & SECTION OF  
ALUM. CLADDING  
FOR W4/T1A (2/F,3/F,5/F)

DATE : 12-MAY-20 SCALE : 1:40  
DRAWN BY : LHR CHECKED BY : DW

美特鋁質有限公司  
MIDI ALUMINIUM FABRICATOR LTD.  
Units 6-8, Sunny Industrial Centre, 1/F  
610 Cha Kwo Ling Road, Kowloon  
Tel:23489211-4 Fax:(852)2727666

DWG NO. : J852-SD-ACA-4042 REV. : C



B.D. REF :

CLIENT :

ARCHITECT :  
**AGC**  
 ARCHITECTS LTD

MAIN CONTRACTOR :  
**Gammon**

STRUCTURAL ENGINEER :  
**ARUP**

FACADE CONSULTANT:  
**MEINHARDT**

NOTE :  
 1. ALL DIMENSIONS ARE IN mm.  
 2. ALL ELEVATIONS ARE VIEWED FROM OUTSIDE.  
 3. ALL DIMENSIONS TO BE VERIFIED ON SITE BEFORE FABRICATION.

LEGEND :  
 X1 — DETAIL MARK NO.  
 8001 — REFER SHEET NO.  
 1. F.F.L. — FINISHED FLOOR LEVEL.  
 2. S.F.L. — STRUCTURAL FLOOR LEVEL.  
 3. (↔) — REVERSED DETAIL.  
 4. [Hatched] 3.0mm THK. ALUM. CLADDING  
 5. [Perforated] 5.0mm THK. STIFFENED ALUM. PERFORATED PANEL.

2	4-10-2020	REVISION SUBJECT TO ARCH COMMENT	MM
1	24-08-2020	REVISION SUBJECT TO ARCH COMMENT	MM
0/0	DATE	REVISED	BY

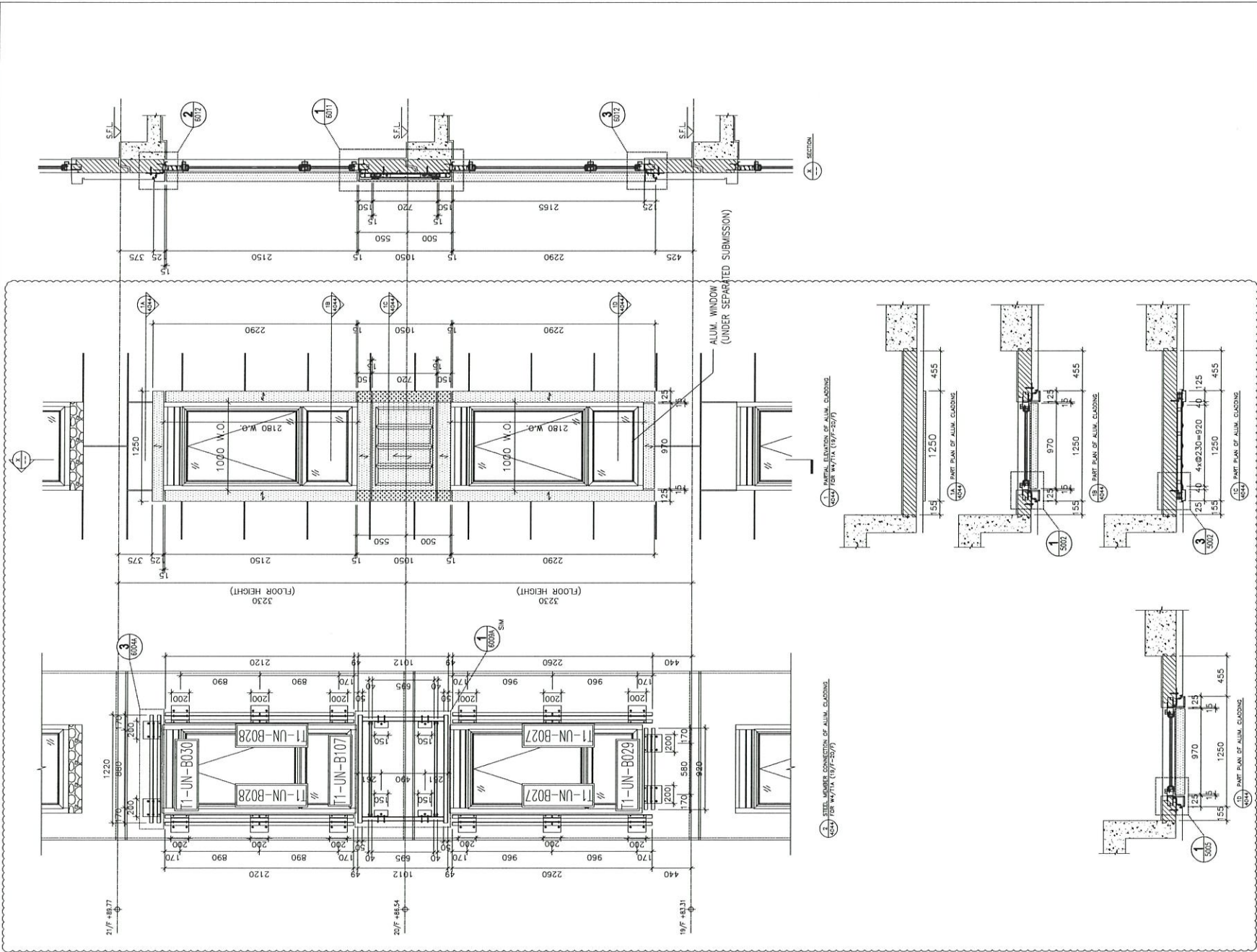
JOB NO. : J-852  
 PROJECT : PROPOSED RESIDENTIAL DEVELOPMENT AT 139 - 147 ARGYLE STREET, NKIL 6005, 6035 R.P., 6036 R.P., 6037 R.P. & 6038 R.P.

TITLE : PART ELEVATION, PLAN & SECTION OF ALUM. CLADDING FOR W5/T3A (2/F,3/F,5/F)

DATE : 12-MAY-20 SCALE : 1:40  
 DRAWN BY : LHR CHECKED BY : DW

**美特銘質有限公司**  
**MIDI ALUMINIUM FABRICATOR LTD.**  
 Units 6-8, Sunray Industrial Centre, 1/F  
 610 Cho Kwo Ling Road, Kwailoon  
 Tel:23489211-4 Fax:(852)27278666  
 DWG NO. : J852-SD-ACA-4043 REV. : C





B.D. REF :

怡信

CLIENT :

ARCHITECT :  
**AGC DESIGN LTD**  
**ARCHITECTS**

MAIN CONTRACTOR :  
**Gammon**

STRUCTURAL ENGINEER :  
**ARUP**  
 FACADE CONSULTANT:  
**MEINHARDT**

NOTE :  
 1. ALL DIMENSIONS ARE IN mm.  
 2. ALL ELEVATIONS ARE VIEWED FROM OUTSIDE.  
 3. ALL ELEVATIONS TO BE VERIFIED ON SITE BEFORE FABRICATION.

LEGEND :  
 X1 — DETAIL MARK NO.  
 X001 — REFER SHEET NO.  
 1. F.F.L. — FINISHED FLOOR LEVEL.  
 2. S.F.L. — STRUCTURAL FLOOR LEVEL.  
 3. (R) — REVERSED DETAIL.  
 4. [Hatched] 3.0mm THK. ALUM. CLADDING  
 5. [Hatched] 5.0mm THK. STIFFENED ALUM. PERFORATED PANEL.

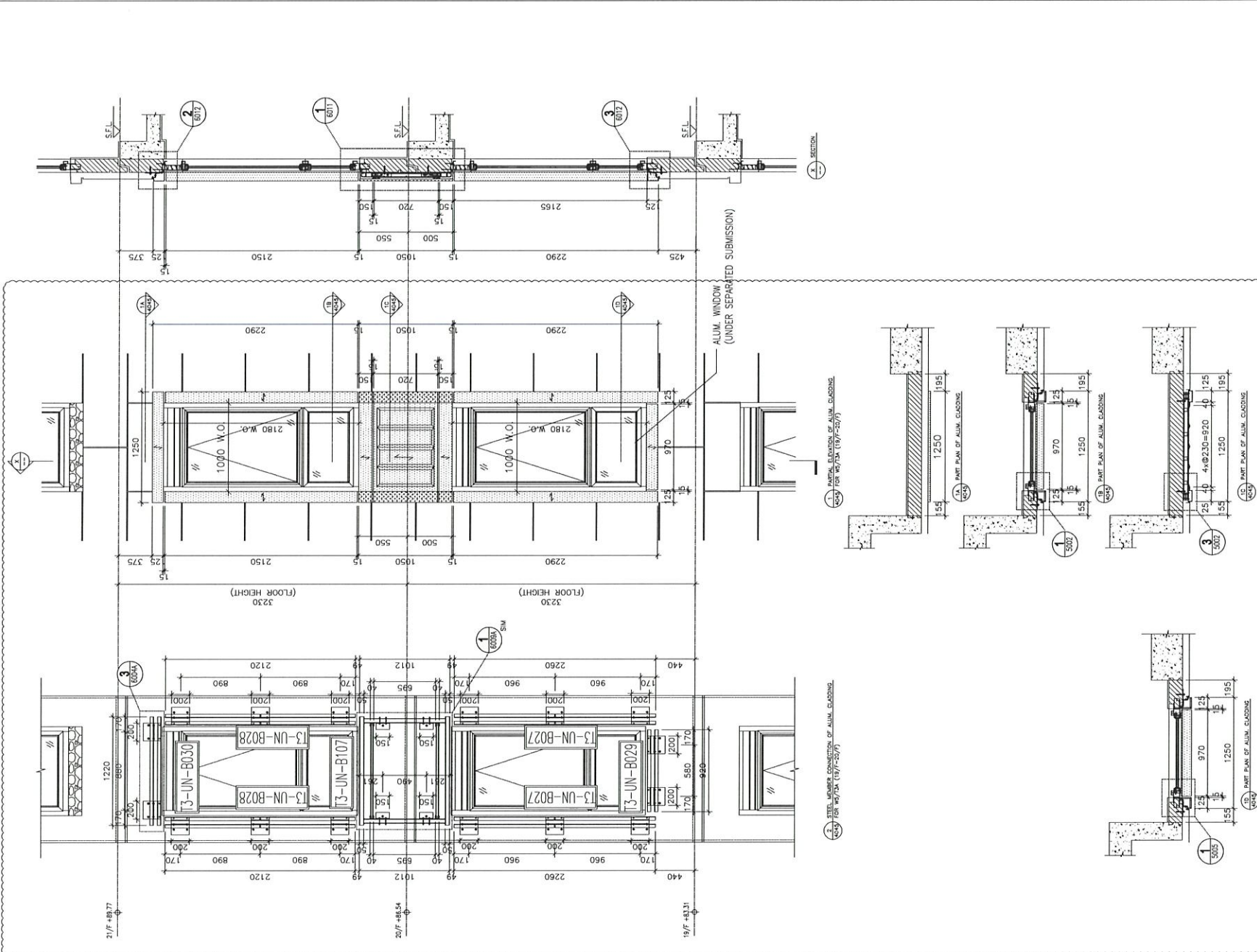
E	4-12-2020	REVISION SUBJECT TO ARCH COMMENT	BY
A	24-08-2020	REVISION SUBJECT TO ARCH COMMENT	BY
REV.	DATE	REVISION	BY

JOB NO. : J-852  
 PROJECT : PROPOSED RESIDENTIAL DEVELOPMENT AT 139 - 147 ARGYLE STREET, NKIL 6005, 6035 R.P., 6036 R.P., 6037 R.P. & 6038 R.P.

TITLE : PART ELEVATION, PLAN & SECTION OF ALUM. CLADDING FOR W4/T1A (19/F-20/F)

DATE : 12-MAY-20 SCALE : 1:40  
 DRAWN BY : LHR CHECKED BY : DW

**美特鋁質有限公司**  
**MIDI ALUMINIUM FABRICATOR LTD.**  
 Units 6-8, Sunray Industrial Centre, 1/F  
 1510 Chee Kwo Ling Road, Kowloon  
 Tel: 3489211-4 Fax: (852) 2727866  
 DWG NO. : J852-SD-ACA-4044 REV. : C



B.D. REF :

智信

CLIENT :

ARCHITECT :  
**AGC**  
 DESIGN LTD

MAIN CONTRACTOR :  
**Gammon**

STRUCTURAL ENGINEER :  
**ARUP**  
 FACADE CONSULTANT:  
**MEINHARDT**

NOTE :  
 1. ALL DIMENSIONS ARE IN mm.  
 2. ALL ELEVATIONS ARE VIEWED FROM OUTSIDE.  
 3. ALL DIMENSIONS TO BE VERIFIED ON SITE BEFORE FABRICATION.

LEGEND :  
 XI — DETAIL MARK NO.  
 X001 — REFER SHEET NO.  
 1. F.F.L. — FINISHED FLOOR LEVEL  
 2. S.F.L. — STRUCTURAL FLOOR LEVEL  
 3. (R) — REVERSED DETAIL  
 3.0mm THK. ALUM. CLADDING  
 5.0mm THK. STIFFENED ALUM. PERFORATED PANEL

NO.	DATE	REVISION	SUBJECT TO ANGL COMMENT	BY
E	4-12-2020			WH
A	24-08-2020			WH

JOB NO. : J-852  
 PROJECT : PROPOSED RESIDENTIAL DEVELOPMENT  
 AT 139 - 147 ARGYLE STREET,  
 NKIL 6005, 6035 R.P., 6036 R.P.,  
 6037 R.P. & 6038 R.P.

TITLE : PART ELEVATION, PLAN & SECTION OF  
 ALUM. CLADDING  
 FOR W5/T3A (19/F-20/F)

DATE : 12-MAY-20 SCALE : 1:40  
 DRAWN BY : LHR CHECKED BY : DW

**美特鋁質有限公司**  
**MIDI ALUMINIUM FABRICATOR LTD.**  
 Units 6-8, Sunny Industrial Centre, 1/F  
 610 Cha Kwo Ling Road, Kowloon  
 Tel:23489211-4 Fax:(852)2727666

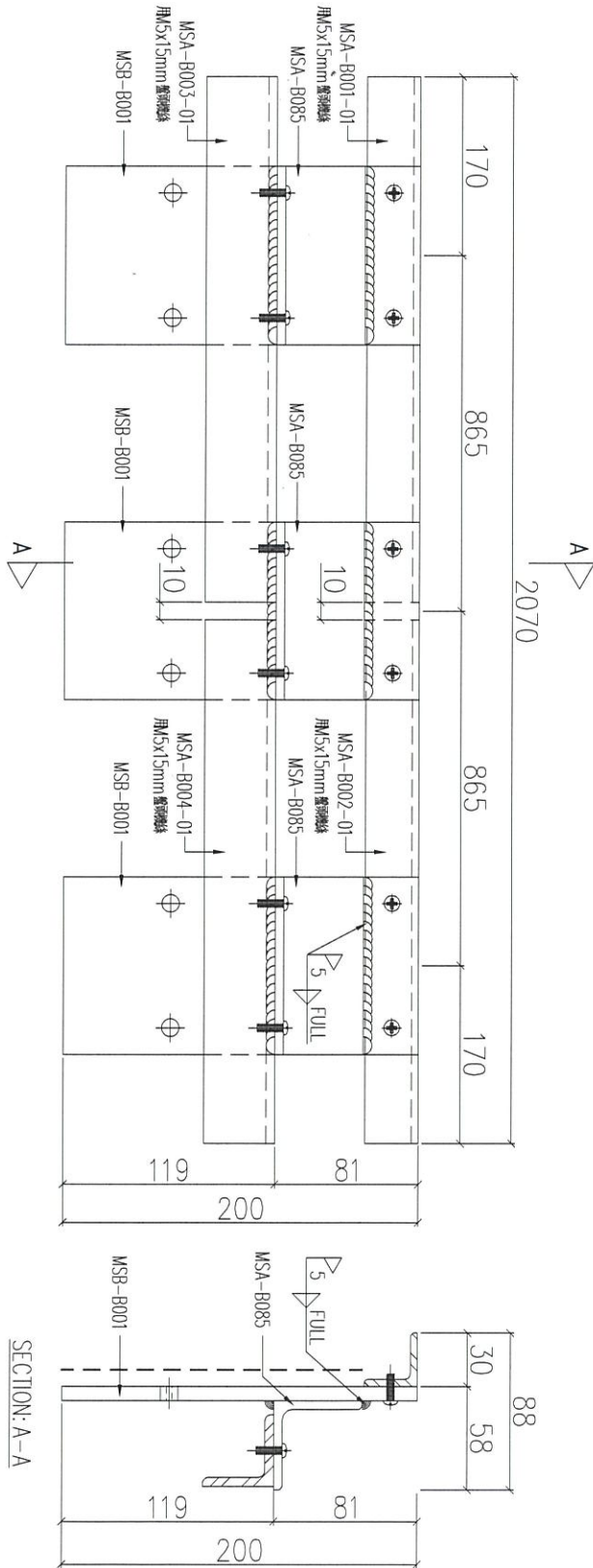
DWG NO. : J852-SD-ACA-4045 REV. : C



組裝圖  
送地盤

說明：----- 刷油漆青油

1. MSA-B001-01:  $1 \times 36 = 36$
2. MSA-B002-01:  $1 \times 36 = 36$
3. MSA-B003-01:  $1 \times 36 = 36$
4. MSA-B004-01:  $1 \times 36 = 36$
5. MSA-B085:  $3 \times 36 = 108$
6. MSB-B001:  $3 \times 36 = 108$



序號	物料編號	數量	使用位置	樓層
01	T1-UN-B001	<del>1</del> 2	見派位圖	3F~18F
02	T2-UN-B001	<del>1</del> 8	見派位圖	3F~18F
03	T3-UN-B001	<del>1</del> 2	見派位圖	3F~18F

1 x 3 = 36

名稱	鐵件組裝圖	制圖	LHR	2020.11.19	修改	
材料	-	復核	-	-	日期	
顏色	熱浸鋅	批准			圖號	J852-ACA-UN-B001

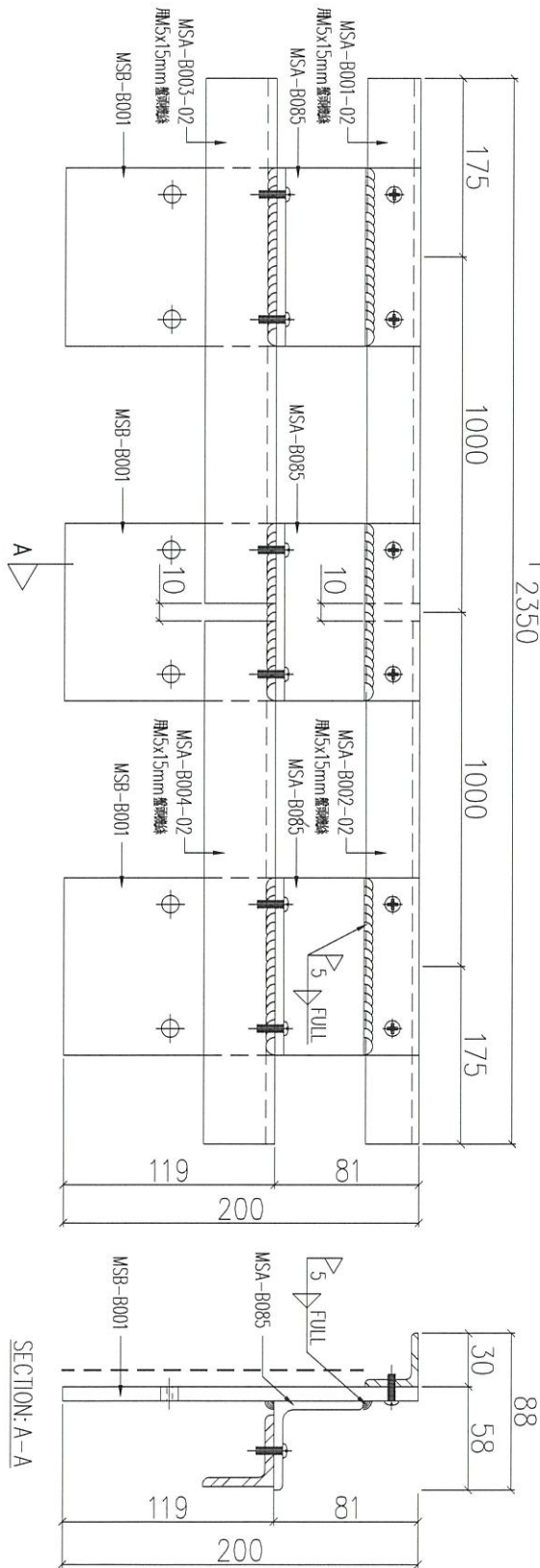


組裝圖

送地盤

說明：----- 刷油壓青油

- 1) MSA-B001-02: 1 x 6 = 6
- 2) MSA-B002-02: 1 x 6 = 6
- 3) MSA-B003-02: 1 x 6 = 6
- 4) MSA-B004-02: 1 x 6 = 6
- 5) MSA-B085 : 3 x 6 = 18
- 6) MSB-B001 : 3 x 6 = 18



序號	物料編號	數量	使用位置	樓層
01	T1-UN-B002	<del>26</del>	見派位圖	3F~18F
02	T2-UN-B002	<del>26</del>	見派位圖	3F~18F
03	T3-UN-B002	<del>26</del>	見派位圖	3F~18F 6F

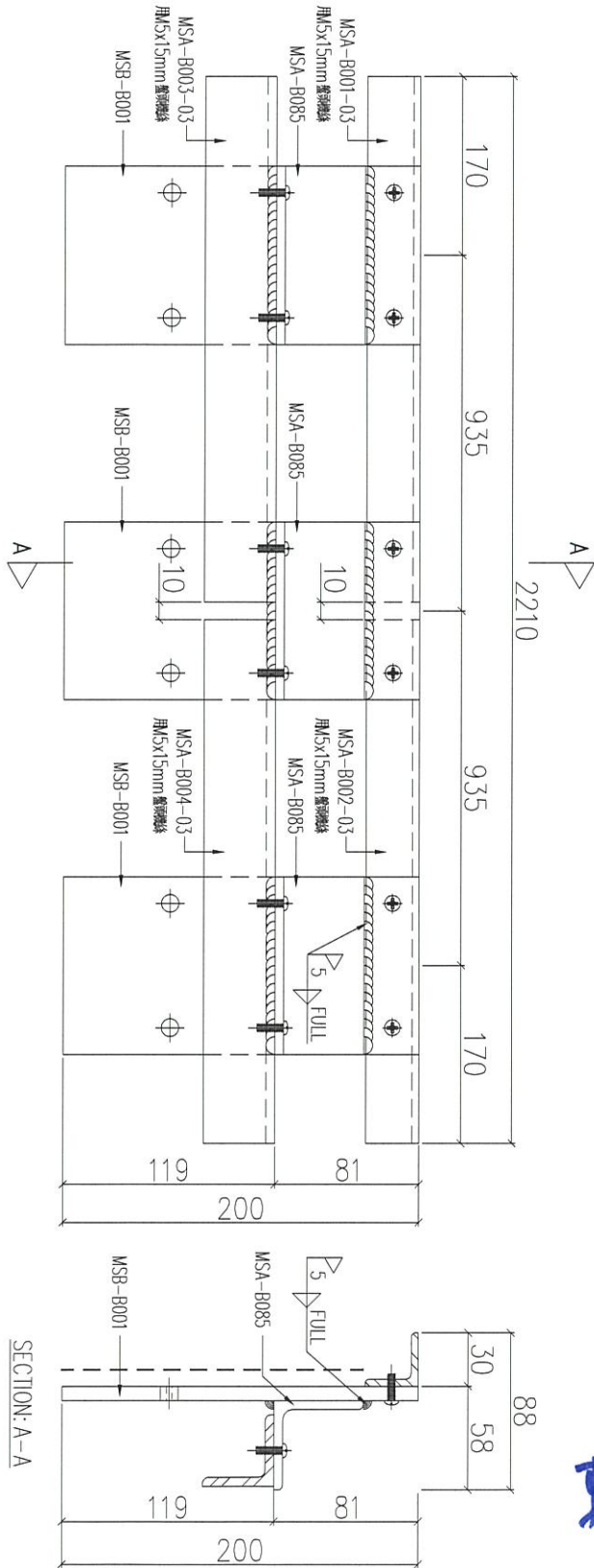
2x3=6

名稱	鐵件組裝圖	制圖	LHR	2020.11.19	修改	
材料	-	復核	-	-	日期	
顏色	熱浸鋅	批准			圖號	J852-ACA-UN-B002



組裝圖  
送地盤

說明：----- 刷油瀝青油

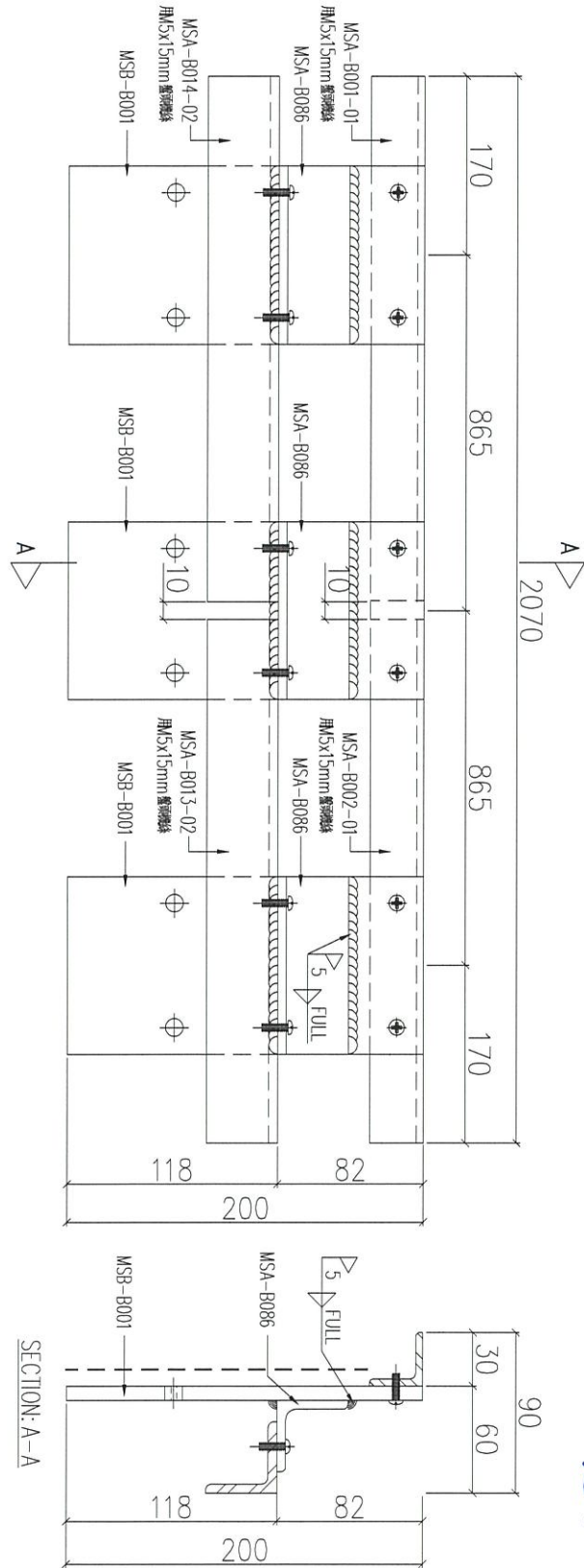


序號	物料編號	數量	使用位置	樓層
01	T1-UN-B011	<del>1</del>	見派位圖	2F
02	T2-UN-B011	<del>1</del>	見派位圖	2F
03	T3-UN-B011	<del>1</del>	見派位圖	2F

名稱	鐵件組裝圖	制圖	LHR	2020.11.19	修改	
材料	-	復核	-	-	日期	
顏色	熱浸鋅	批准			圖號	J852-ACA-UN-B011

組裝圖  
送地盤

說明：- - - - - 刷油壓青油



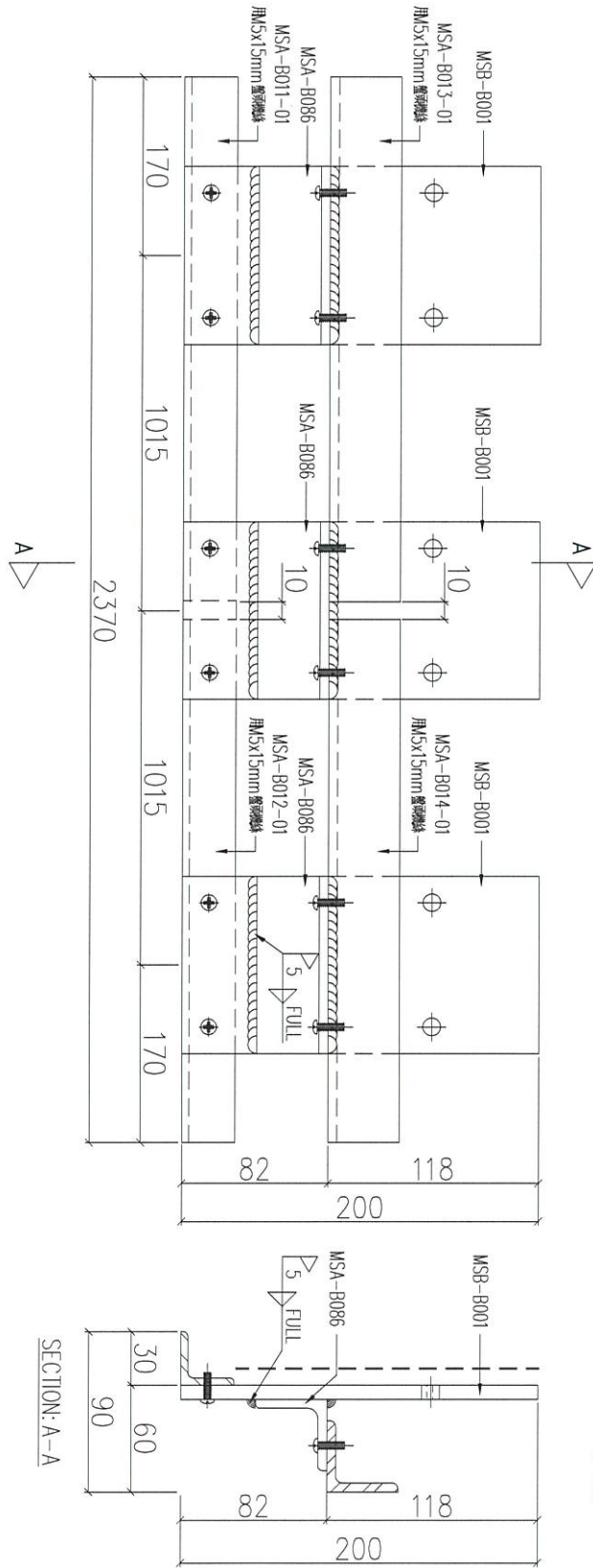
暫停

序號	物料編號	數量	使用位置	樓層
01	T1-UN-B012	<del>X</del>	見派位圖	2F
02	T2-UN-B012	<del>X</del>	見派位圖	2F
03	T3-UN-B012	<del>X</del>	見派位圖	2F

名稱	鐵件組裝圖	制圖	LHR	2020.11.19	修改	
材料	-	復核	-	-	日期	
顏色	熱浸鋅	批准			圖號	J852-ACA-UN-B012



說明：----- 刷油瀝青油



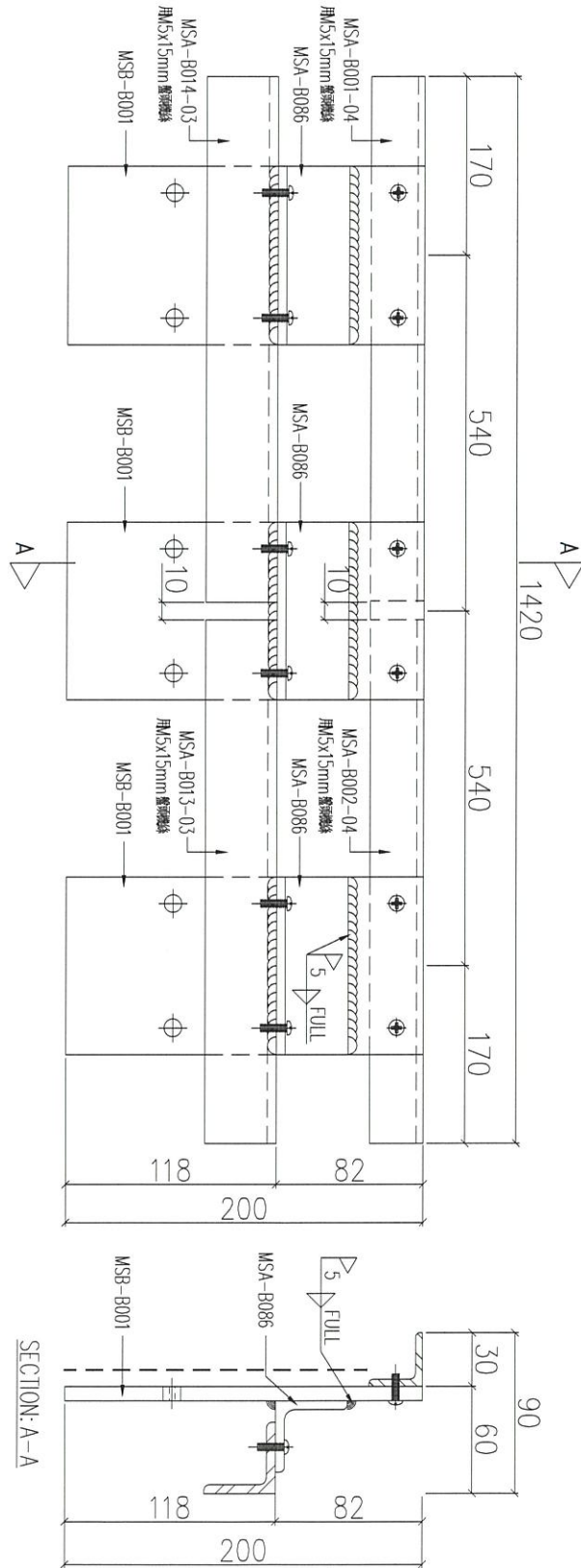
暫停

序號	物料編號	數量	使用位置	樓層
01	T1-UN-B013	<del>1</del>	見派位圖	18F
02	T2-UN-B013	<del>1</del>	見派位圖	18F
03	T3-UN-B013	<del>1</del>	見派位圖	18F

名稱	鐵件組裝圖	制圖	LHR	2020.11.19	修改	
材料	-	復核	-	-	日期	
顏色	熱浸鋅	批准			圖號	J852-ACA-UN-B013



說明：----- 刷油壓青油



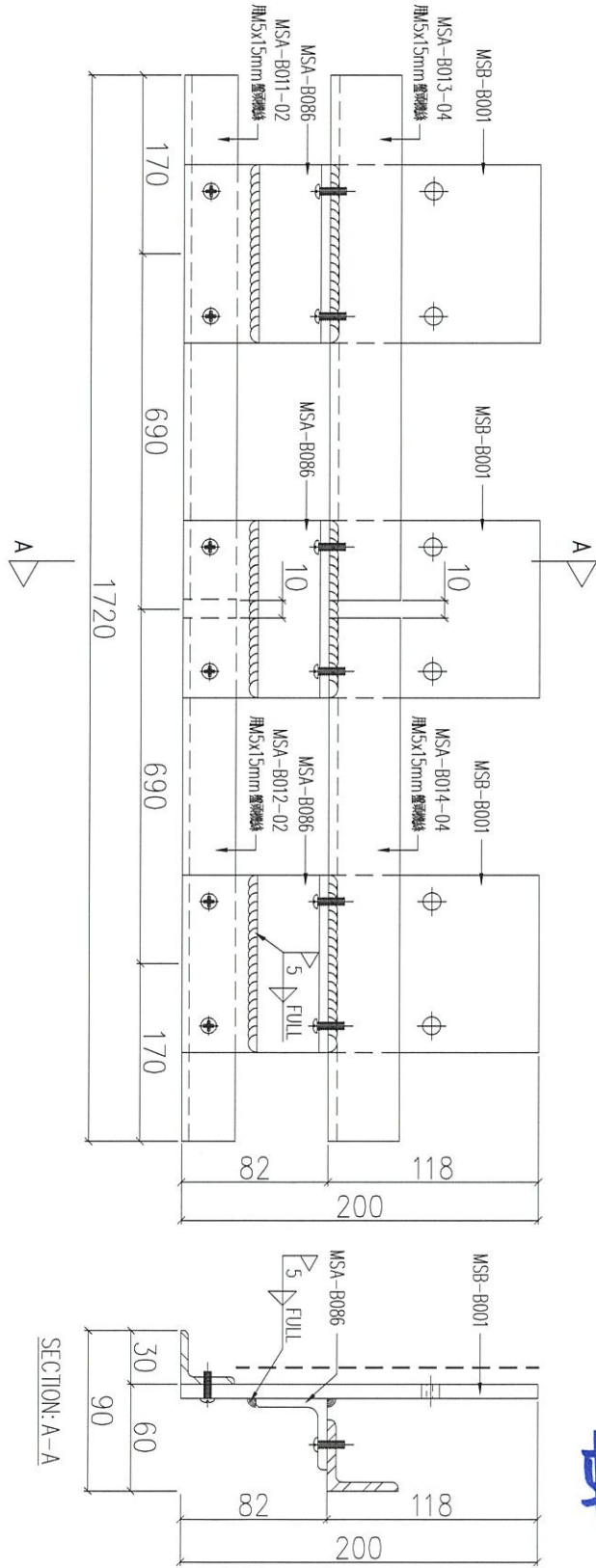
序號	物料編號	數量	使用位置	樓層
01	T1-UN-B014	<del>5</del>	見派位圖	2F
02	T2-UN-B014	<del>4</del>	見派位圖	2F
03	T3-UN-B014	<del>3</del>	見派位圖	2F

名稱	鐵件組裝圖	制圖	LHR	2020.11.19	修改	
材料	-	復核	-	-	日期	
顏色	熱浸鋅	批准			圖號	J852-ACA-UN-B014

組裝圖

送地盤

說明：----- 刷油瀝青油



暫停

序號	物料編號	數量	使用位置	樓層
01	T1-UN-B015	<del>5</del>	見派位圖	18F
02	T2-UN-B015	<del>4</del>	見派位圖	18F
03	T3-UN-B015	<del>5</del>	見派位圖	18F

名稱	鐵件組裝圖	制圖	LHR	2020.11.19	修改	
材料	-	復核	-	-	日期	
顏色	熱浸鋅	批准			圖號	J852-ACA-UN-B015

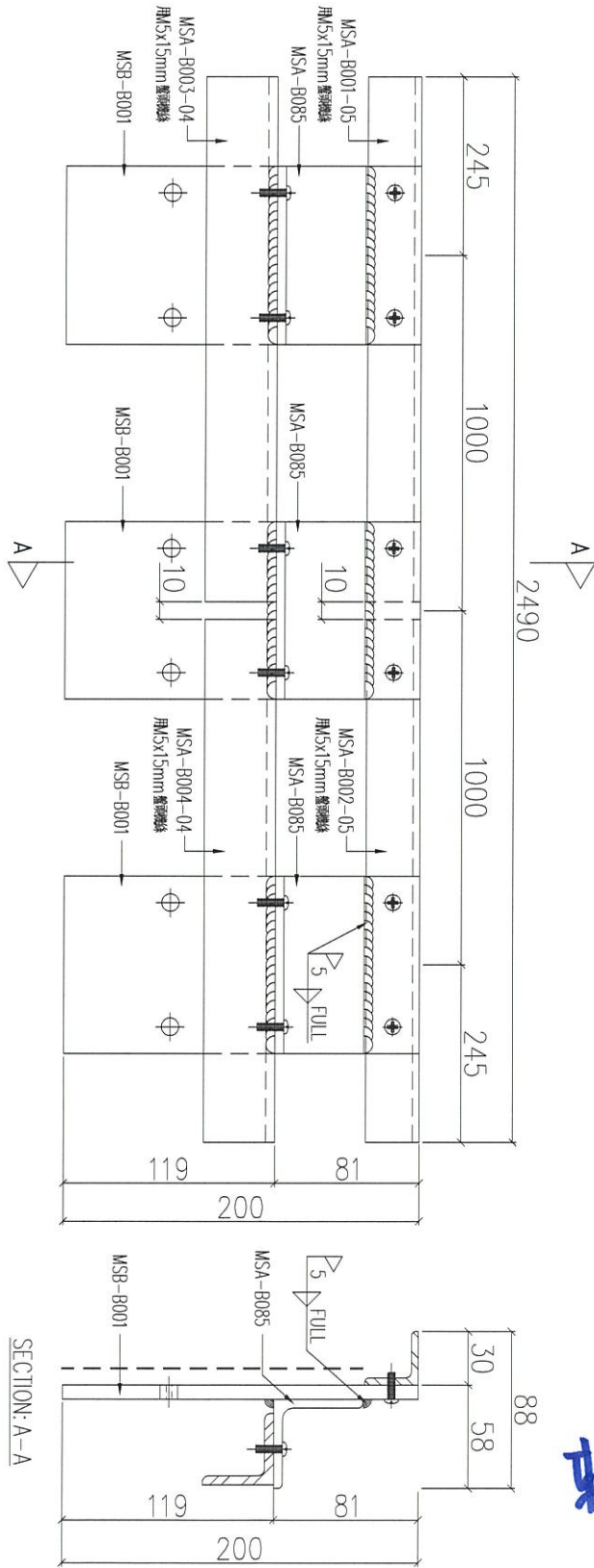


工程號 J852 地盤 亞答老街

組裝圖

送地盤

說明：----- 刷油瀝青油



暫停

序號	物料編號	數量	使用位置	樓層
01	T1-UN-B016	1	見派位圖	2F
02	T2-UN-B016	1	見派位圖	2F
03	T3-UN-B016	1	見派位圖	2F

名稱	鐵件組裝圖	制圖	LHR	2020.11.19	修改	
材料	-	復核	-	-	日期	
顏色	熱浸鋅	批准			圖號	J852-ACA-UN-B016



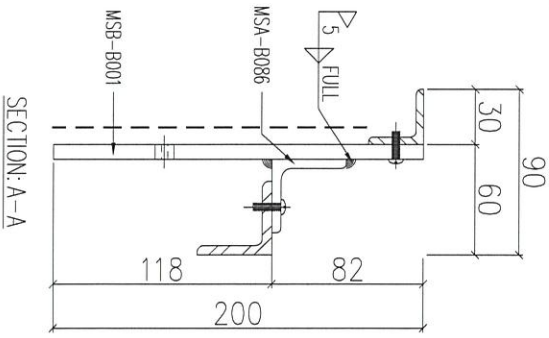
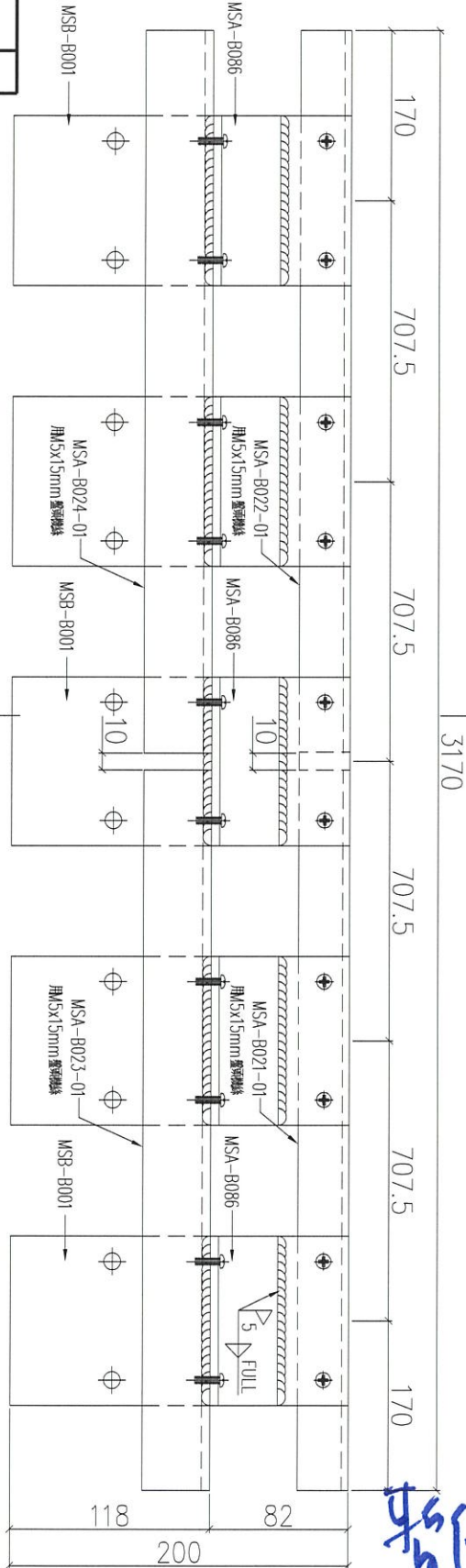
美特鋁質 有限公司  
MIDI Aluminium Fabricator Ltd.

工程號 J852 地盤 亞皆老街

組裝圖

送地盤

說明：----- 刷油瀝青油



序號	物料編號	數量	使用位置	樓層
01	T1-UN-B017	<del>1</del>	見派位圖	2F
02	T2-UN-B017	<del>1</del>	見派位圖	2F
03	T3-UN-B017	<del>1</del>	見派位圖	2F

暫停

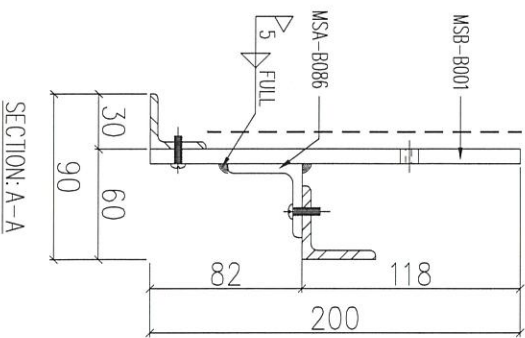
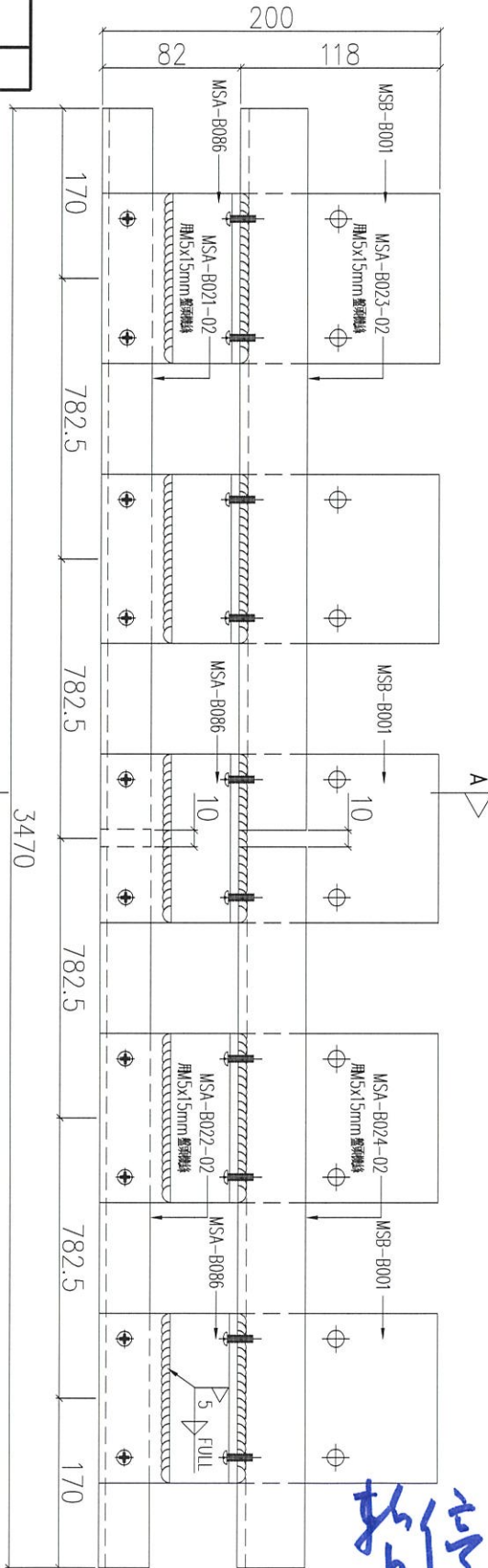
名稱	鐵件組裝圖	制圖	LHR	2020.11.19	修改	
材料	-	復核	-	-	日期	
顏色	熱浸鋅	批准			圖號	J852-ACA-UN-B017



工程號 J852 地盤 亞答老街

組裝圖  
送地盤

說明：- - - - - 刷油  
- - - - - 刷油壓青油



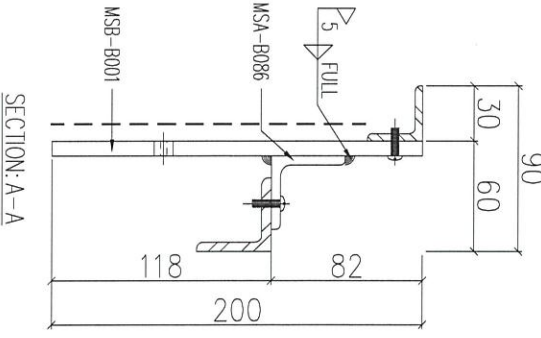
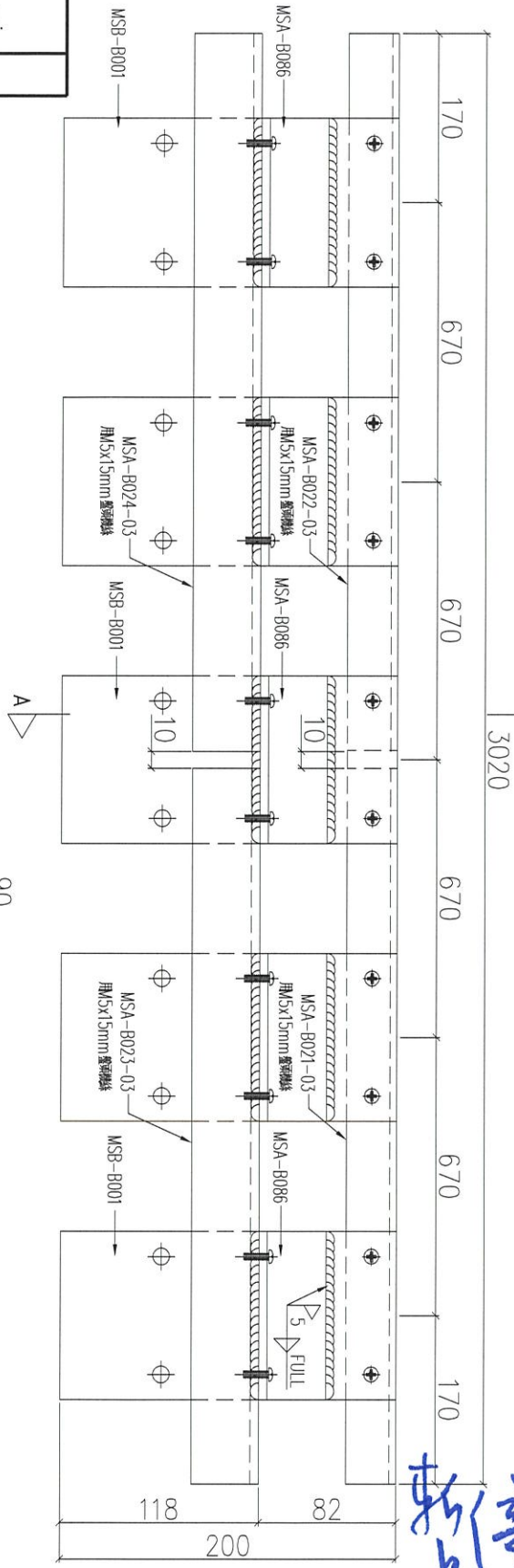
序號	物料編號	數量	使用位置	樓層
01	T1-UN-B018	<del>1</del>	見派位圖	18F
02	T2-UN-B018	<del>1</del>	見派位圖	18F
03	T3-UN-B018	<del>1</del>	見派位圖	18F

暫停

名稱	鐵件組裝圖	制圖	LHR	2020.11.19	修改	
材料	-	復核	-	-	日期	
顏色	熱浸鋅	批准			圖號	J852-ACA-UN-B018

組裝圖 送地盤

說明：- - - - - 刷油瀝青油



序號	物料編號	數量	使用位置	樓層
01	T1-UN-B019	2	見派位圖	2F/19F
02	T2-UN-B019	<del>2</del>	見派位圖	2F/19F
03	T3-UN-B019	<del>2</del>	見派位圖	2F/19F

暫停

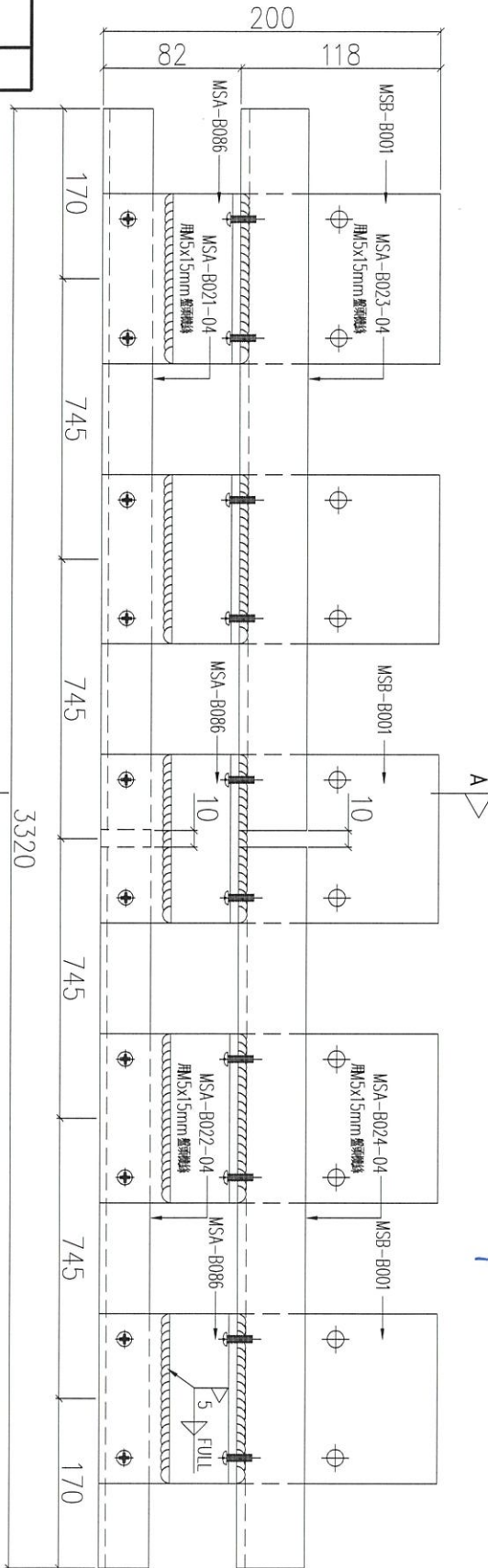
名稱	鐵件組裝圖	制圖	LHR	2020.11.19	修改	
材料	-	復核	-	-	日期	
顏色	熱浸鋅	批准			圖號	J852-ACA-UN-B019



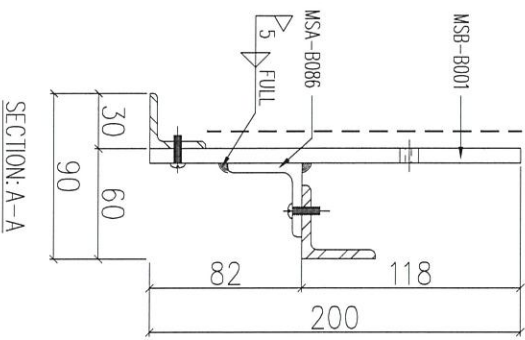
工程號 J852 地盤 亞答老街

組裝圖 送地盤

說明：----- 刷油瀝青油



- 1) MSA-B021-04: 1 x 1 = 1
- 2) MSA-B022-04: 1 x 1 = 1
- 3) MSA-B023-04: 1 x 1 = 1
- 4) MSA-B024-04: 1 x 1 = 1
- 5) MSA-B086: 3 x 1 = 3
- 6) MSB-B001: 3 x 1 = 3



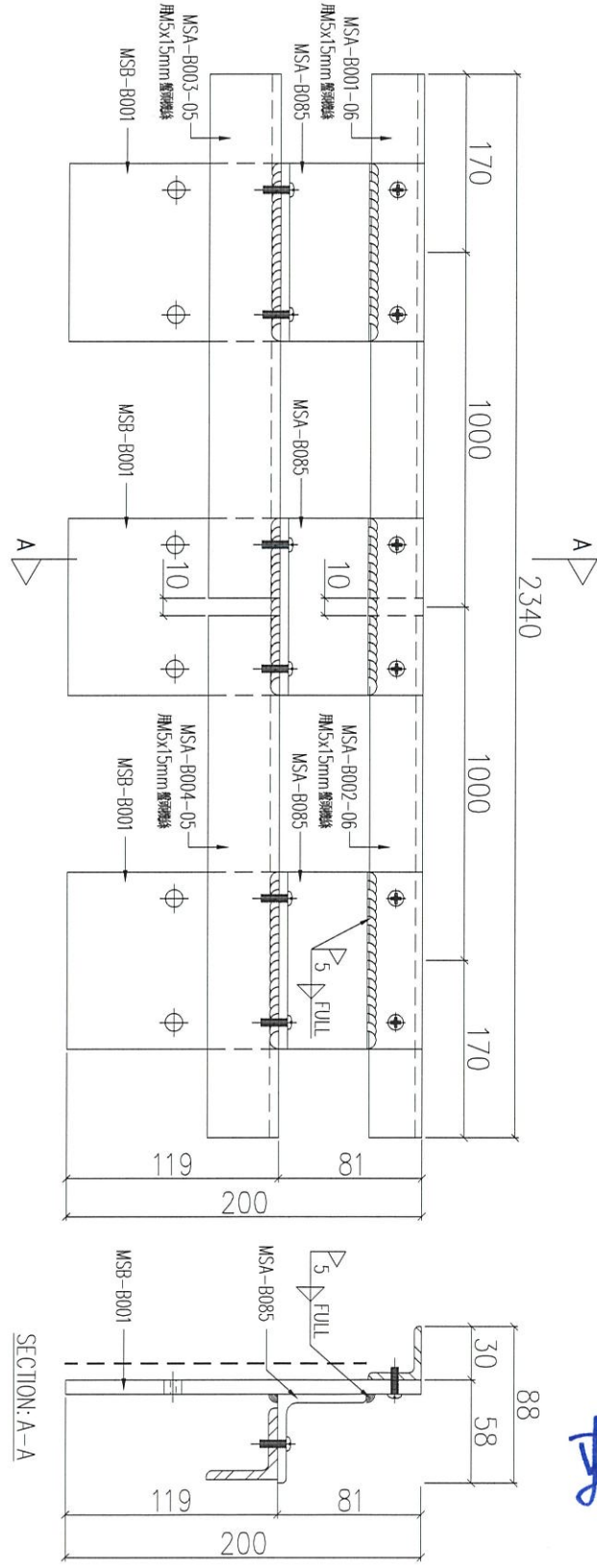
序號	物料編號	數量	使用位置	樓層
01	T1-UN-B020	<del>1</del>	見派位圖	3F/18F
02	T2-UN-B020	<del>1</del>	見派位圖	3F/18F
03	T3-UN-B020	<del>1</del>	見派位圖	3F/48F

名稱	鐵件組裝圖	制圖	LHR	2020.11.19	修改	
材料	-	復核	-	-	日期	
顏色	熱浸鋅	批准			圖號	J852-ACA-UN-B020



組裝圖 送地盤

說明：----- 刷油瀝青油



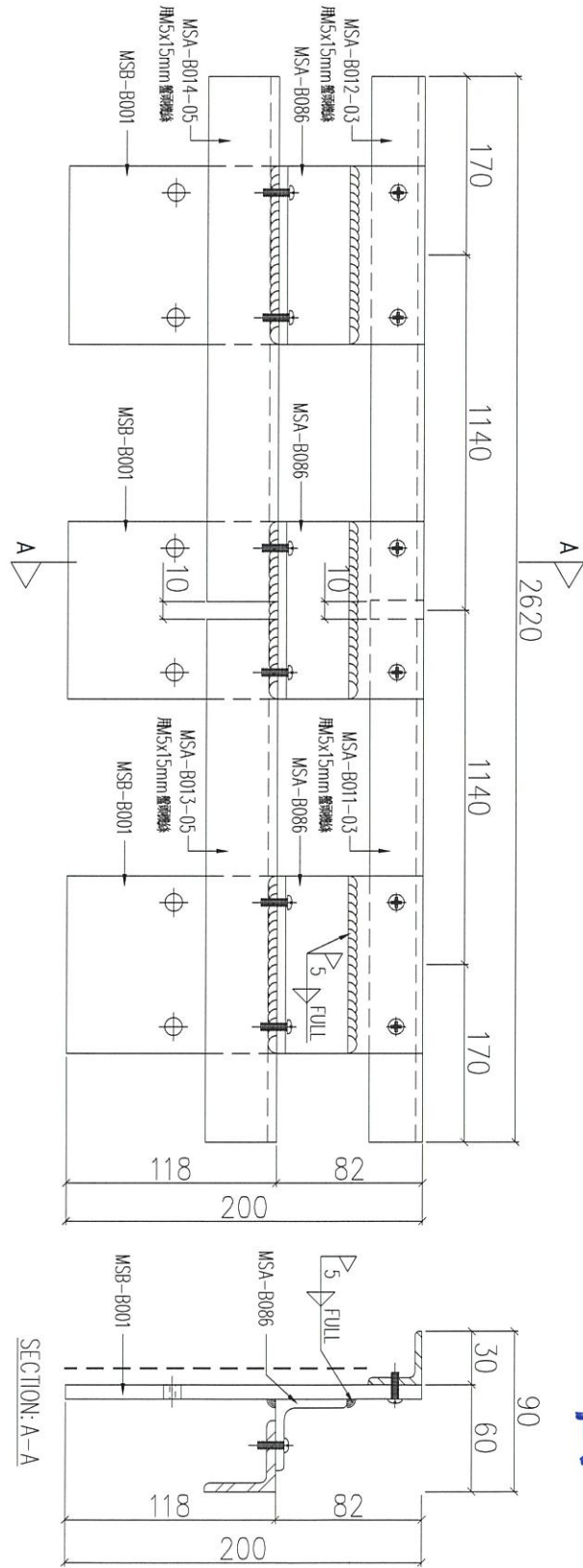
序號	物料編號	數量	使用位置	樓層
01	T1-UN-B021	<del>8</del>	見派位圖	22F
02	T2-UN-B021	<del>8</del>	見派位圖	22F
03	T3-UN-B021	<del>8</del>	見派位圖	22F

名稱	鐵件組裝圖	制圖	LHR	2020.11.19	修改	
材料	-	復核	-	-	日期	
顏色	熱浸鋅	批准			圖號	J852-ACA-UN-B021



組裝圖 送地盤

說明：----- 刷油瀝青油



暫停

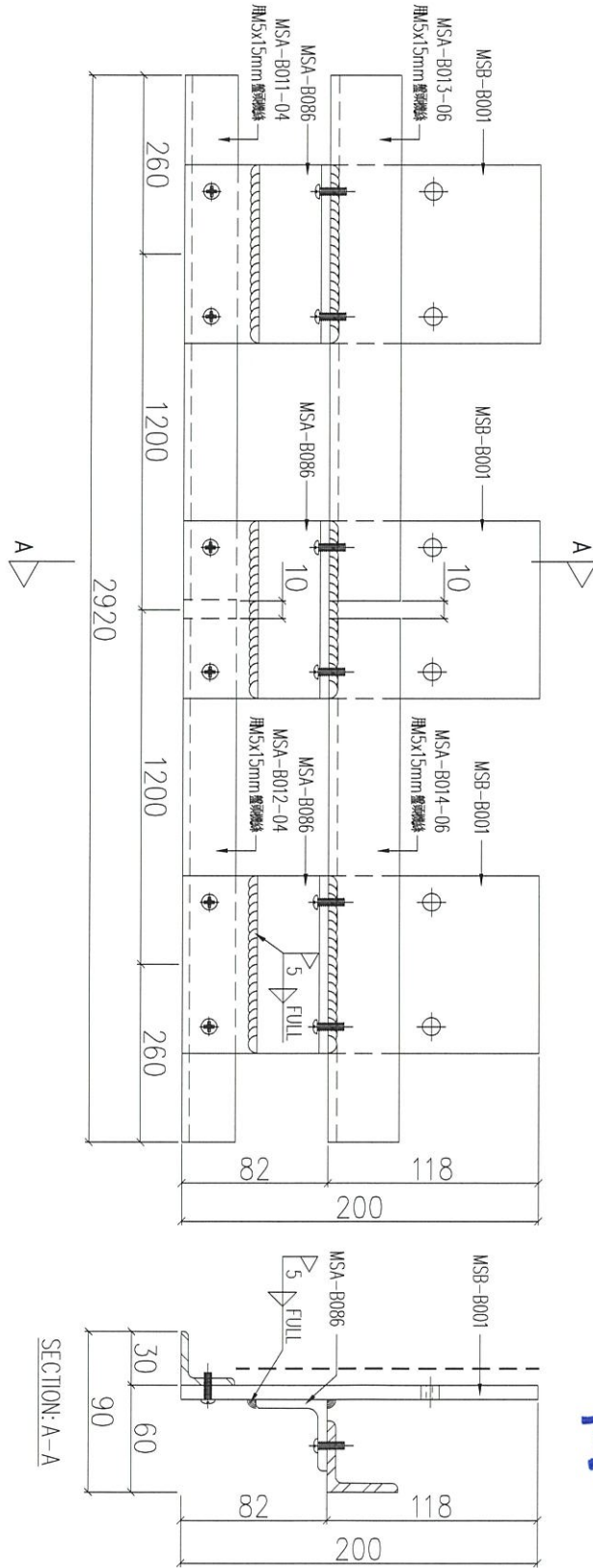
序號	物料編號	數量	使用位置	樓層
01	T1-UN-B022	<del>1</del>	見派位圖	2F
02	T2-UN-B022	<del>1</del>	見派位圖	2F
03	T3-UN-B022	<del>1</del>	見派位圖	2F

名稱	鐵件組裝圖	制圖	LHR	2020.11.19	修改	
材料	-	復核	-	-	日期	
顏色	熱浸鋅	批准			圖號	J852-ACA-UN-B022



組裝圖 送地盤

說明：----- 刷油瀝青油



暫停

序號	物料編號	數量	使用位置	樓層
01	T1-UN-B023	*	見派位圖	18F
02	T2-UN-B023	*	見派位圖	18F
03	T3-UN-B023	*	見派位圖	18F

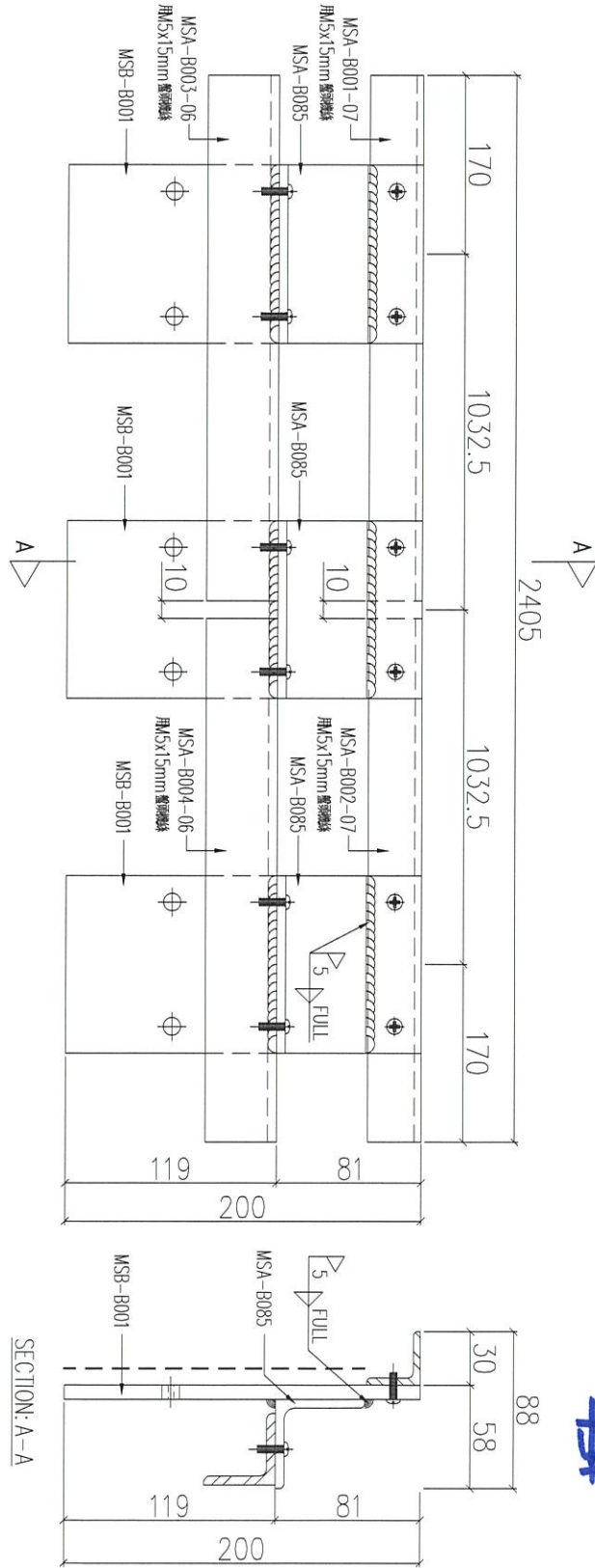
名稱	鐵件組裝圖	制圖	LHR	2020.11.19	修改	
材料	-	復核	-	-	日期	
顏色	熱浸鋅	批准			圖號	J852-ACA-UN-B023



工程號 J852 地盤 亞答街

組裝圖 送地盤

說明：----- 刷油瀝青油



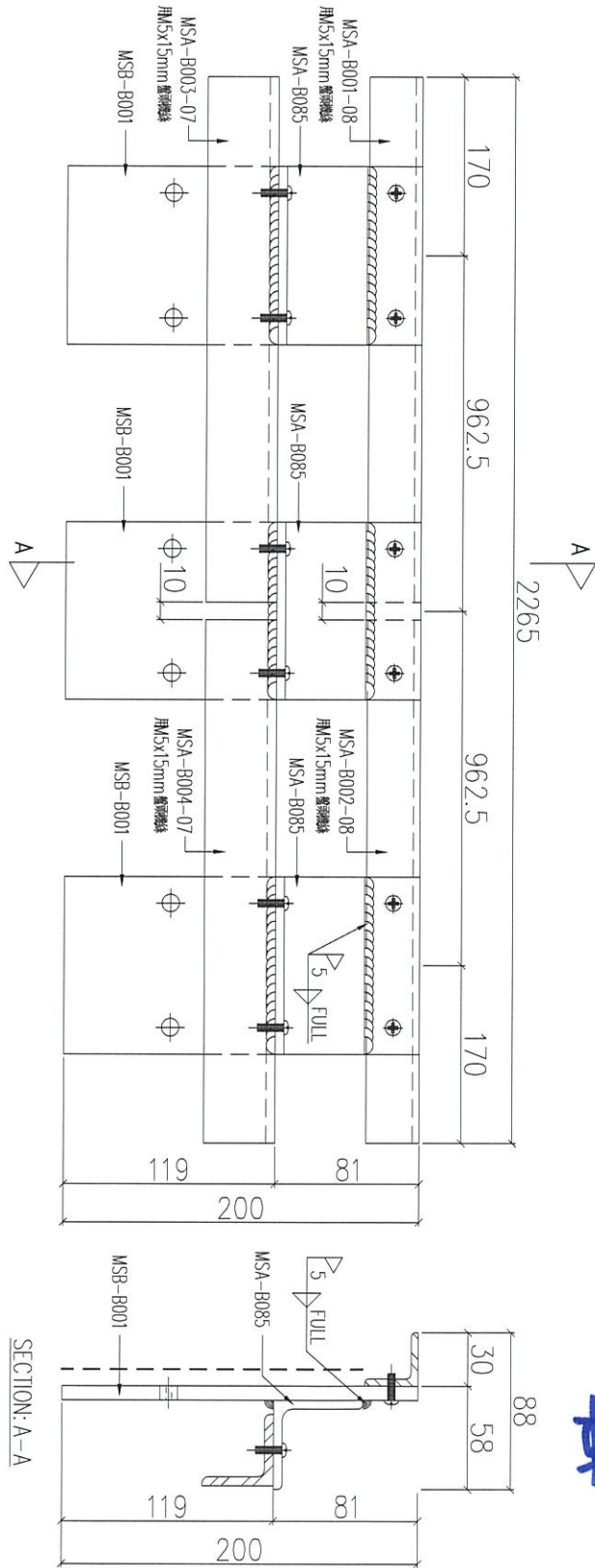
序號	物料編號	數量	使用位置	樓層
01	T1-UN-B024	<del>1</del>	見派位圖	22F
02				
03	T3-UN-B024	<del>1</del>	見派位圖	22F

名稱	鐵件組裝圖	制圖	LHR	2020.11.19	修改	
材料	-	復核	-	-	日期	
顏色	熱浸鋅	批准			圖號	J852-ACA-UN-B024



組裝圖 送地盤

說明：----- 刷油瀝青油



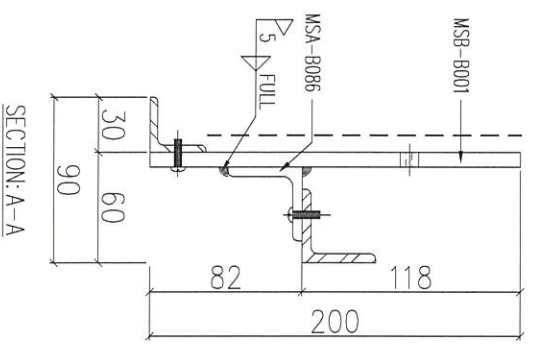
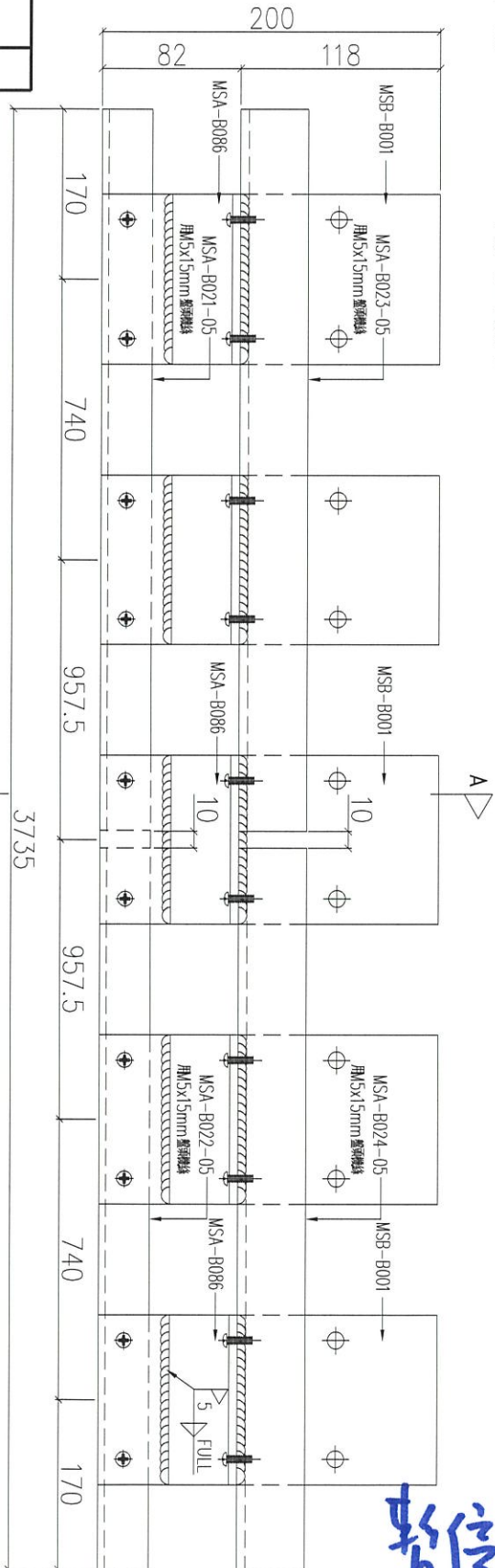
暫停

序號	物料編號	數量	使用位置	樓層
01	T1-UN-B025	<del>1</del>	見派位圖	23F
02				
03	T3-UN-B025	<del>2</del>	見派位圖	23F

名稱	鐵件組裝圖	制圖	LHR	2020.11.19	修改	
材料	-	復核	-	-	日期	
顏色	熱浸鋅	批准			圖號	J852-ACA-UN-B025

組裝圖 送地盤

說明：- - - - - 刷油壓青油



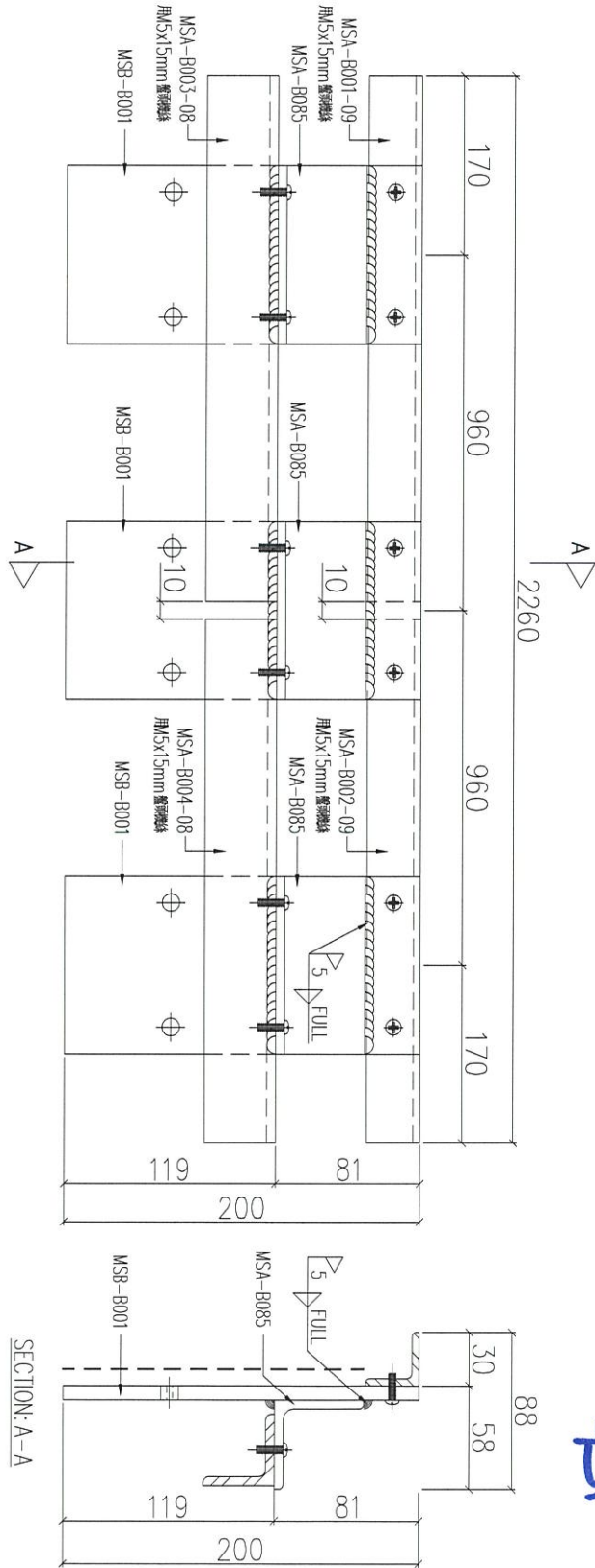
序號	物料編號	數量	使用位置	樓層
01	T1-UN-B026	X	見派位圖	23F
02				
03	T3-UN-B026	X	見派位圖	23F

暫停

名稱	鐵件組裝圖	制圖	LHR	2020.11.19	修改	
材料	-	復核	-	-	日期	
顏色	熱浸鋅	批准			圖號	J852-ACA-UN-B026

組裝圖 送地盤

說明：- - - - - 刷油漆青油



暫停

序號	物料編號	數量	使用位置	樓層
01	T1-UN-B027	<del>8</del>	見派位圖	2F
02			見派位圖	
03	T3-UN-B027	<del>8</del>	見派位圖	2F

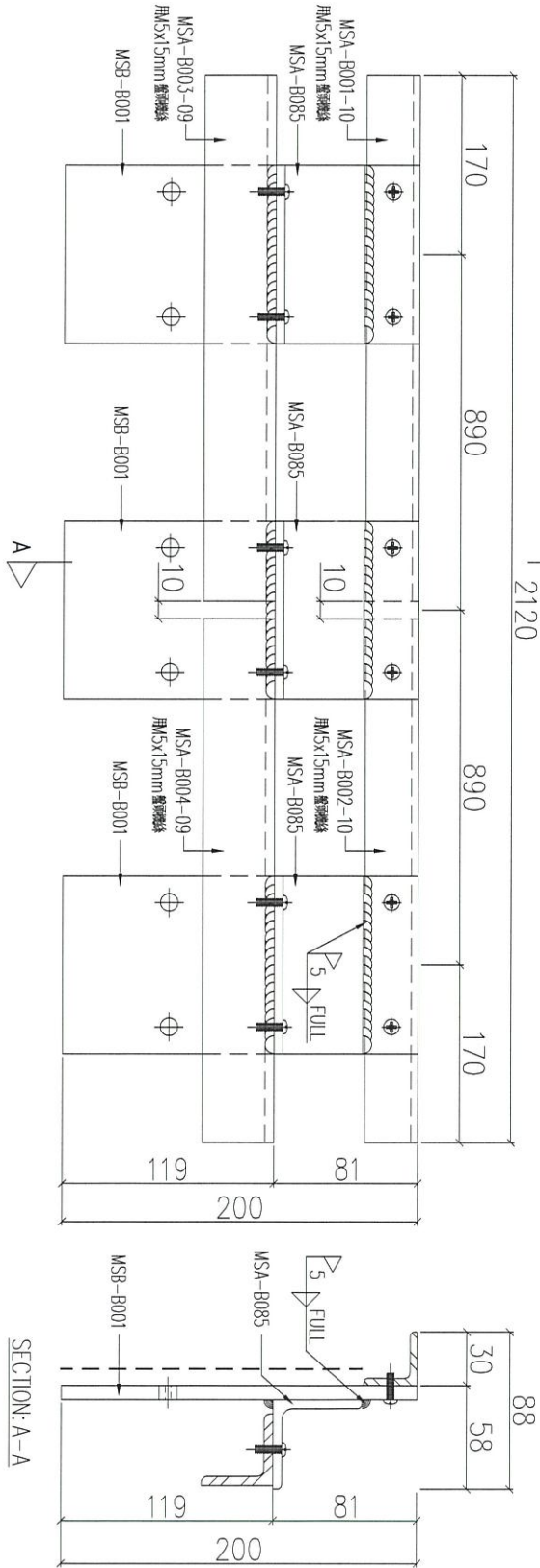
名稱	鐵件組裝圖	制圖	LHR	2020.11.19	修改	
材料	-	復核	-	-	日期	
顏色	熱浸鋅	批准			圖號	J852-ACA-UN-B027



組裝圖 送地盤

說明：----- 刷油瀝青油

- 1) MSA-B001-10: 1x8 = 8
- 2) MSA-B002-10: 1x8 = 8
- 3) MSA-B003-09: 1x8 = 8
- 4) MSA-B004-09: 1x8 = 8
- 5) MSA-B085: 3x8 = 24
- 6) MSB-B001: 3x8 = 24



序號	物料編號	數量	使用位置	樓層
01	T1-UN-B028	<del>8</del>	見派位圖	3F
02				
03	T3-UN-B028	8	見派位圖	3F

名稱	鐵件組裝圖	制圖	LHR	2020.11.19	修改	
材料	-	復核	-	-	日期	
顏色	熱浸鋅	批准			圖號	J852-ACA-UN-B028

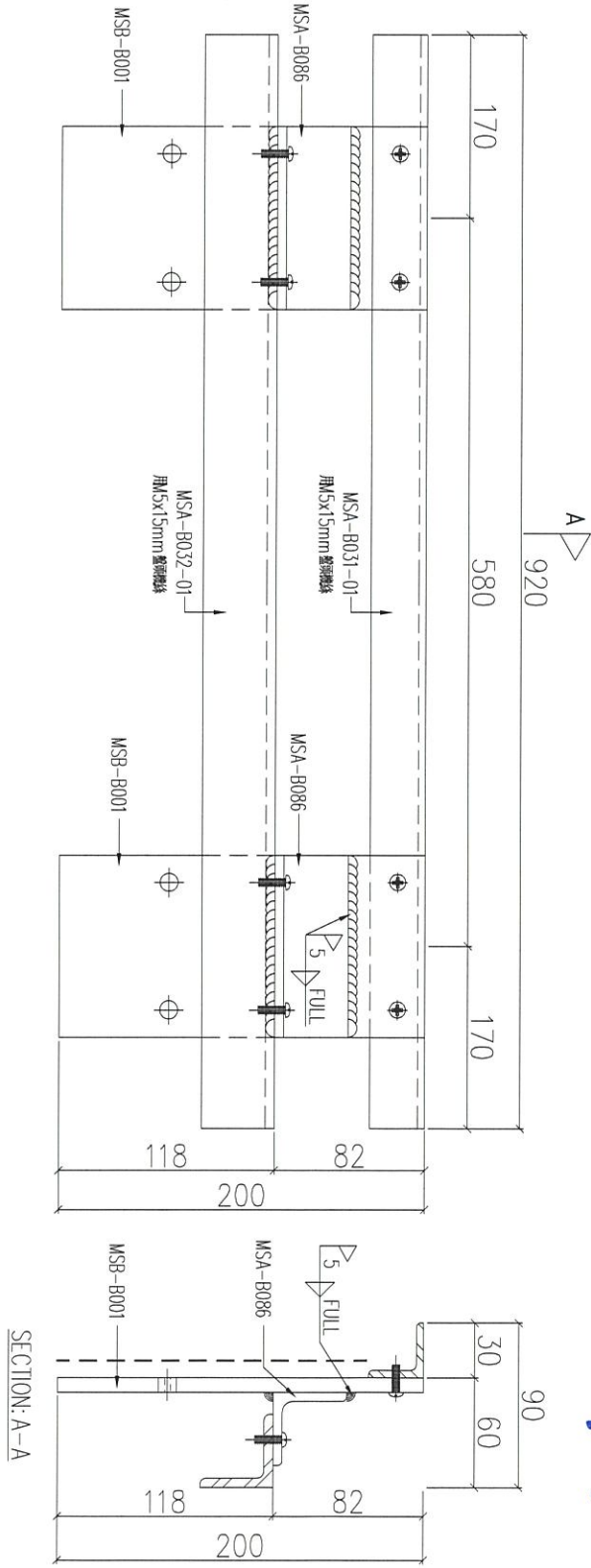


美特鋁質 有限公司  
MIDI Aluminium Fabricator Ltd.

工程號 J852 地盤 亞答老街

組裝圖 送地盤

說明：- - - - - 刷油瀝青油



暫停

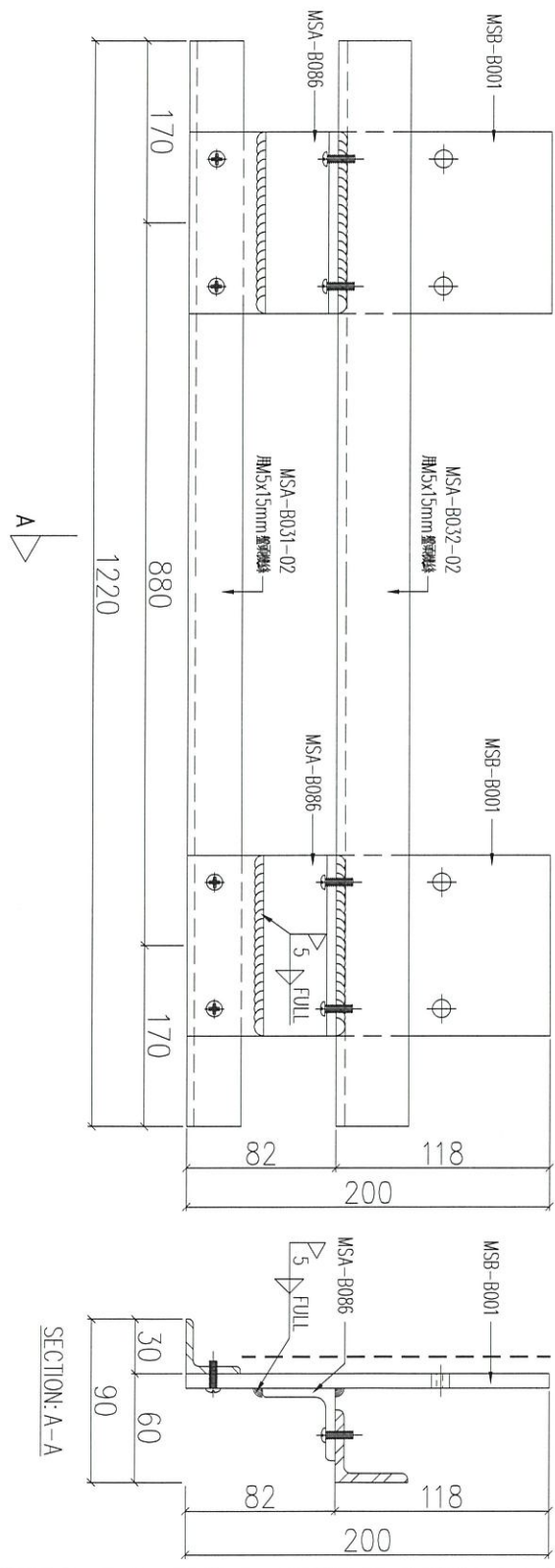
序號	物料編號	數量	使用位置	樓層
01	T1-UN-B029	<del>4</del>	見派位圖	2F/19F
02				
03	T3-UN-B029	<del>4</del>	見派位圖	2F/19F

名稱	鐵件組裝圖	制圖	LHR	2020.11.19	修改	
材料	-	復核	-	-	日期	
顏色	熱浸鋅	批准			圖號	J852-ACA-UN-B029

組裝圖  
送地盤

說明：- - - - - 刷地盤  
- - - - - 刷油瀝青油

- 1) MSA-B031-02: 1 X 2 = 2
- 2) MSA-B032-02: 1 X 2 = 2
- 3) MSA-B086: 2 X 2 = 4
- 4) MSB-B001: 2 X 2 = 4

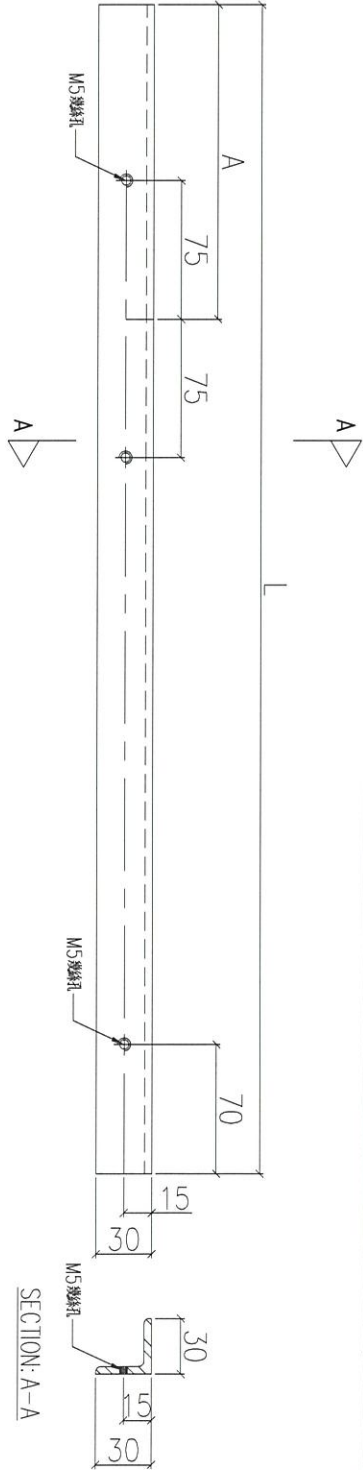


序號	物料編號	數量	使用位置	樓層
01	T1-UN-B030	4	見派位圖	3F/20F
02				
03	T3-UN-B030	4	見派位圖	3F/20F



名稱	鐵件組裝圖	制圖	LHR	2020.11.19	修改	
材料	-	復核	-	-	日期	
顏色	熱浸鋅	批准			圖號	J852-ACA-UN-B030

組裝用



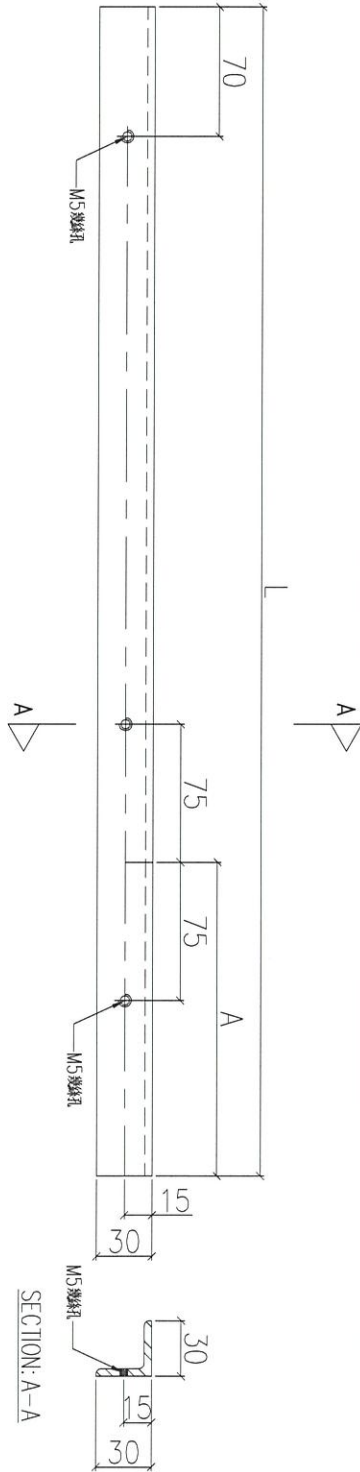
序號	物料編號	L(mm)	A(mm)	數量	使用位置	樓層
01	MSA-B001-01	1030	170	<del>36</del> 34	UN-B001/B012	
02	MSA-B001-02	1170	175	<del>6</del> 7	UN-B002	
03	MSA-B001-03	1100	170	<del>5</del> 6	UN-B011	暫停
04	MSA-B001-04	705	170	<del>1</del> 4	UN-B014	1
05	MSA-B001-05	1240	245	<del>6</del> 2	UN-B016	1
06	MSA-B001-06	1165	170	<del>2</del> 0	UN-B021	1
07	MSA-B001-07	1197.5	170	<del>4</del> 2	UN-B024	1
08	MSA-B001-08	1127.5	170	<del>4</del> 2	UN-B025	1
09	MSA-B001-09	1125	170	<del>1</del> 6	UN-B027	1
10	MSA-B001-10	1055	170	<del>8</del> 1	UN-B028	

名稱	鐵碼加工圖	制圖	LHR	2020.11.19	修改	
材料	30x30x4mm 厚鐵角(S275)	復核	-	-	日期	★
顏色	熱浸鋅	批准			圖號	J852-ACA-MSA-B001



組裝用

序號	物料編號	L(mm)	A(mm)	數量	使用位置	樓層
01	MSA-B002-01	1030	170	<del>36</del> 344	UN-B001/B012	
02	MSA-B002-02	1170	175	<del>678</del>	UN-B002	
03	MSA-B002-03	1100	170	<del>56</del>	UN-B011	暫停
04	MSA-B002-04	705	170	<del>14</del>	UN-B014	
05	MSA-B002-05	1240	245	<del>6</del>	UN-B016	
06	MSA-B002-06	1165	170	<del>20</del>	UN-B021	
07	MSA-B002-07	1197.5	170	<del>4</del>	UN-B024	
08	MSA-B002-08	1127.5	170	<del>4</del>	UN-B025	
09	MSA-B002-09	1125	170	<del>16</del>	UN-B027	
10	MSA-B002-10	1055	170	<del>8</del> 16	UN-B028	

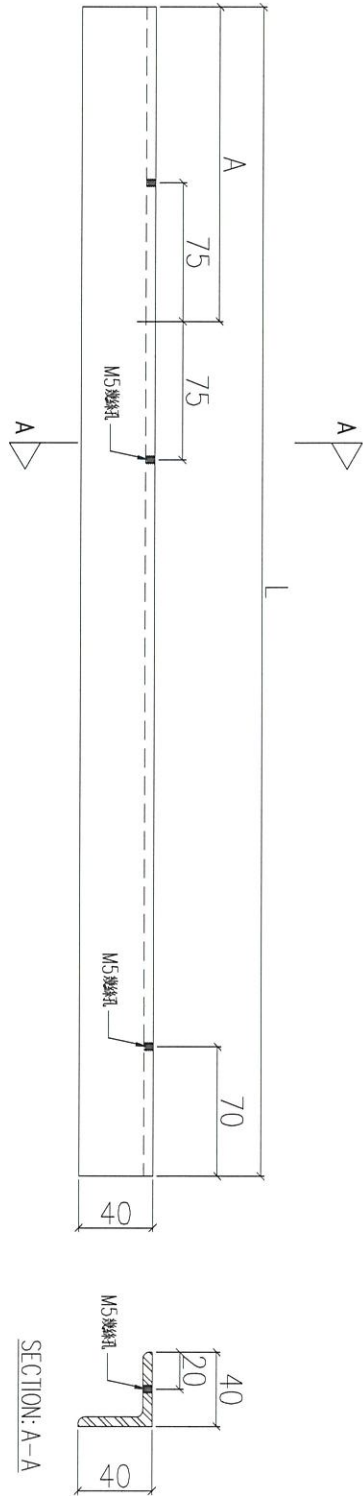


名稱	鐵碼加工圖	制圖	LHR	2020.11.19	修改	
材料	30x30x4mm 厚鐵角(S275)	復核	-	-	日期	
顏色	熱浸鋅	批准			圖號	J852-ACA-MSA-B002



組裝用

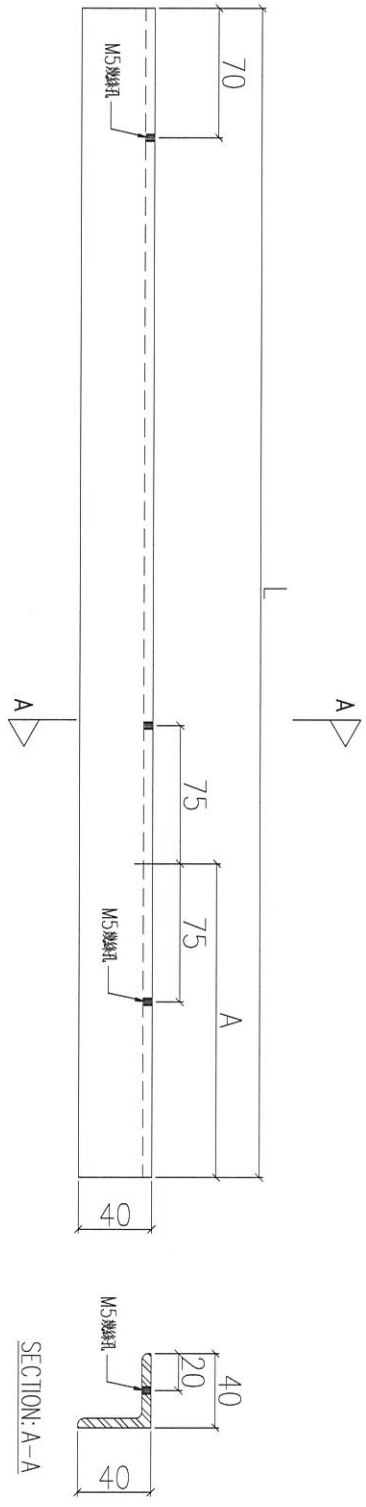
序號	物料編號	L(mm)	A(mm)	數量	使用位置	樓層
01	MSA-B003-01	1030	170	36340	UN-B001	
02	MSA-B003-02	1170	175	678	UN-B002	
03	MSA-B003-03	1100	170	56	UN-B011	樓層
04	MSA-B003-04	1240	245	6	UN-B016	"
05	MSA-B003-05	1165	170	20	UN-B021	"
06	MSA-B003-06	1197.5	170	4	UN-B024	"
07	MSA-B003-07	1127.5	170	4	UN-B025	"
08	MSA-B003-08	1125	170	4	UN-B027	"
09	MSA-B003-09	1055	170	816	UN-B028	



名稱	鐵碼加工圖	制圖	LHR	2020.11.19	修改	
材料	40x40x5mm厚鐵角(S275)	復核	-	-	日期	★
顏色	熱浸鋅	批准			圖號	J852-ACA-MSA-B003

組裝用

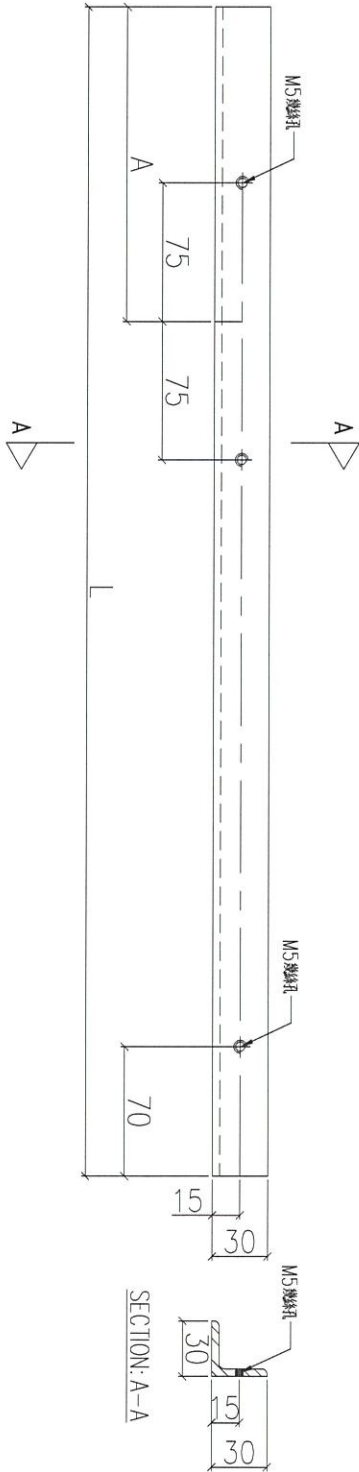
工程號	J852	地盤	亞答老街
-----	------	----	------



序號	物料編號	L(mm)	A(mm)	數量	使用位置	樓層
01	MSA-B004-01	1030	170	<del>36</del> 340	UN-B001	
02	MSA-B004-02	1170	175	<del>6</del> 78	UN-B002	
03	MSA-B004-03	1100	170	<del>5</del> 6	UN-B011	暫停
04	MSA-B004-04	1240	245	<del>8</del>	UN-B016	"
05	MSA-B004-05	1165	170	<del>2</del>	UN-B021	"
06	MSA-B004-06	1197.5	170	<del>4</del>	UN-B024	"
07	MSA-B004-07	1127.5	170	<del>4</del>	UN-B025	"
08	MSA-B003-08	1125	170	<del>4</del>	UN-B027	"
09	MSA-B003-09	1055	170	<del>8</del> 16	UN-B028	

名稱	鐵碼加工圖	制圖	LHR	2020.11.19	修改				
材料	40x40x5mm 厚鐵角(S275)	復核	-	-	日期				★
顏色	熱浸鋅	批准			圖號	J852-ACA-MSA-B004			

組裝用



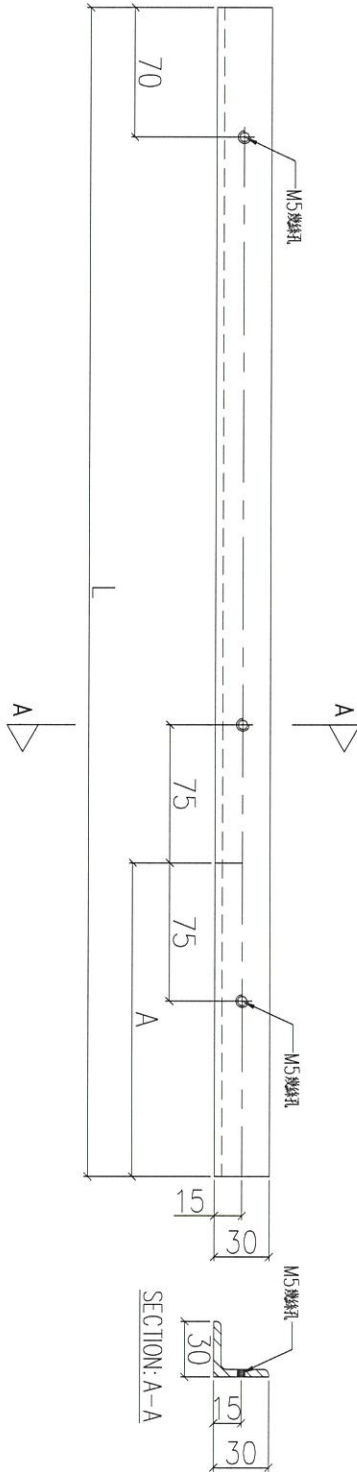
暫停

序號	物料編號	L(mm)	A(mm)	數量	使用位置	樓層
01	MSA-B011-01	1180	170	<del>4</del>	UN-B013	
02	MSA-B011-02	855	170	<del>4</del>	UN-B015	
03	MSA-B011-03	1305	170	<del>4</del>	UN-B022	
04	MSA-B011-04	1455	260	<del>4</del>	UN-B023	

名稱	鐵碼加工圖	制圖	LHR	2020.11.19	修改	
材料	30x30x4mm 厚鐵角(S275)	復核	-	-	日期	
顏色	熱浸鋅	批准			圖號	J852-ACA-MSA-B011



組裝用

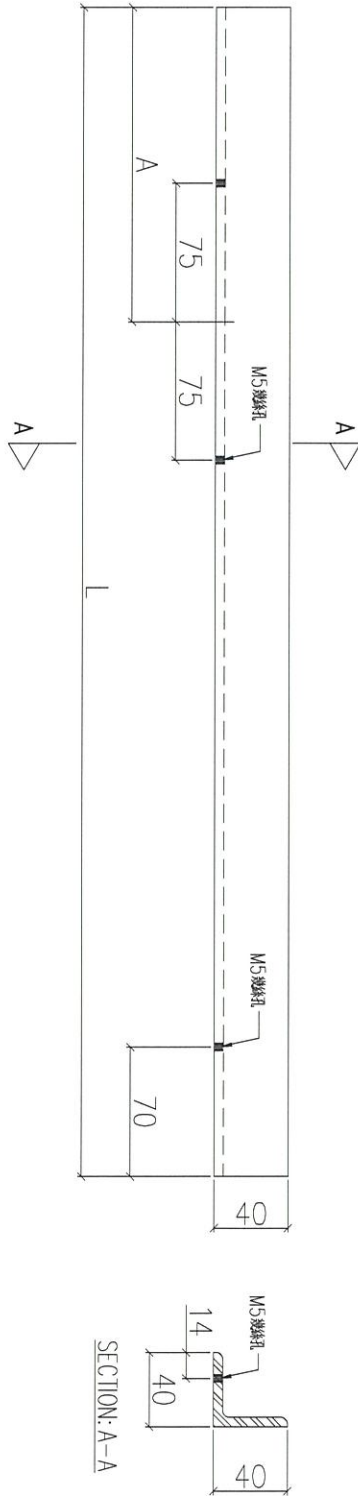


暫停

序號	物料編號	L(mm)	A(mm)	數量	使用位置	樓層
01	MSA-B012-01	1180	170	✕	UN-B013	
02	MSA-B012-02	855	170	✕	UN-B015	
03	MSA-B012-03	1305	170	✕	UN-B022	
04	MSA-B012-04	1455	260	✕	UN-B023	

名稱	鐵碼加工圖	制圖	LHR	2020.11.19	修改		
材料	30x30x4mm 厚鐵角(S275)	復核	-	-	日期		
顏色	熱浸鋅	批准			圖號	J852-ACA-MSA-B012	

組裝用



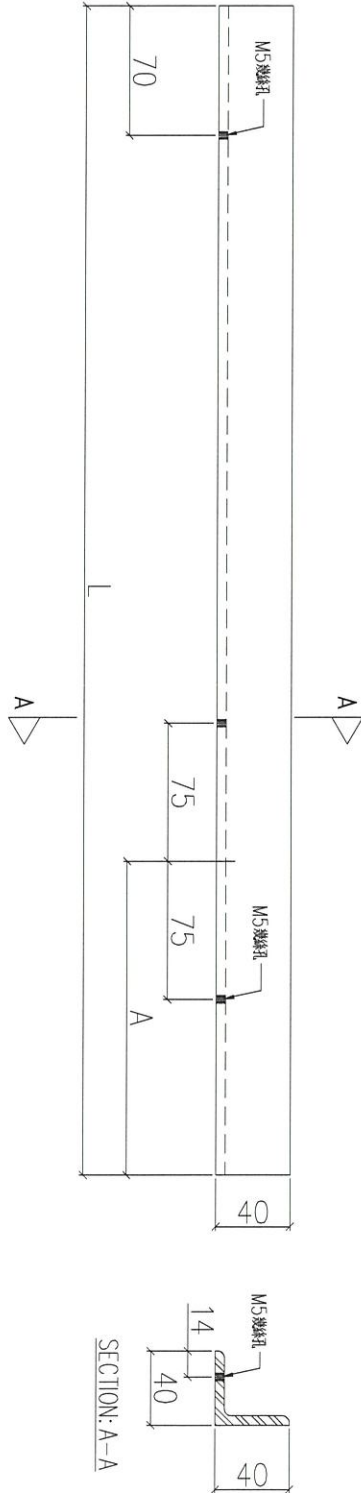
暫停

序號	物料編號	L(mm)	A(mm)	數量	使用位置	樓層
01	MSA-B013-01	1180	170	<del>1</del>	UN-B013	
02	MSA-B013-02	1030	170	<del>1</del>	UN-B012	
03	MSA-B013-03	705	170	<del>1</del>	UN-B014	
04	MSA-B013-04	855	170	<del>1</del>	UN-B015	
05	MSA-B013-05	1305	170	<del>1</del>	UN-B022	
06	MSA-B013-06	1455	260	<del>1</del>	UN-B023	

名稱	鐵碼加工圖	制圖	LHR	2020.11.19	修改	
材料	40x40x5mm 厚鐵角(S275)	復核	-	-	日期	
顏色	熱浸鋅	批准			圖號	J852-ACA-MSA-B013



組裝用



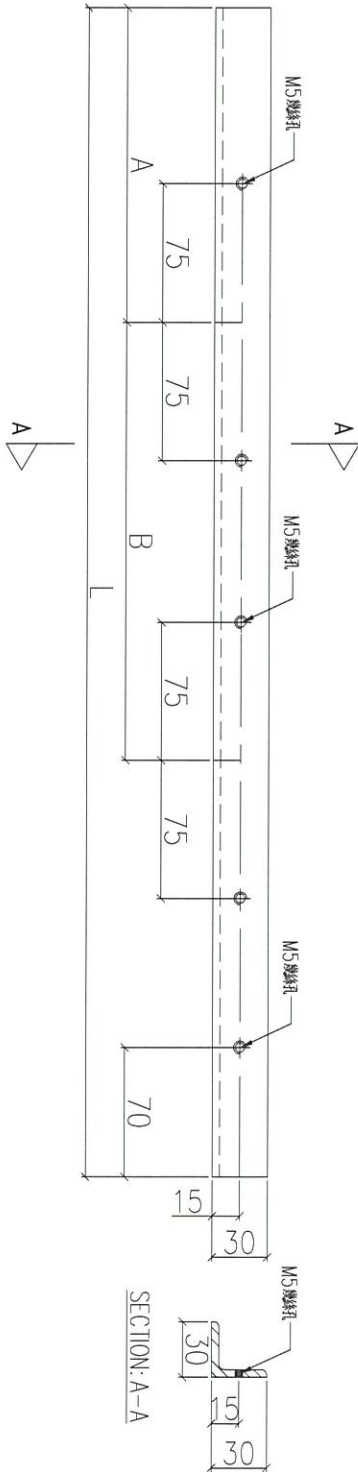
裝修

序號	物料編號	L(mm)	A(mm)	數量	使用位置	樓層
01	MSA-B014-01	1180	170	<del>4</del>	UN-B013	
02	MSA-B014-02	1030	170	<del>4</del>	UN-B012	
03	MSA-B014-03	705	170	<del>4</del>	UN-B014	
04	MSA-B014-04	855	170	<del>4</del>	UN-B015	
05	MSA-B014-05	1305	170	<del>4</del>	UN-B022	
06	MSA-B014-06	1455	260	<del>4</del>	UN-B023	

名稱	鐵碼加工圖	制圖	LHR	2020.11.19	修改	
材料	40x40x5mm厚鐵角(S275)	復核	-	-	日期	
顏色	熱浸鋅	批准			圖號	J852-ACA-MSA-B014



組裝用



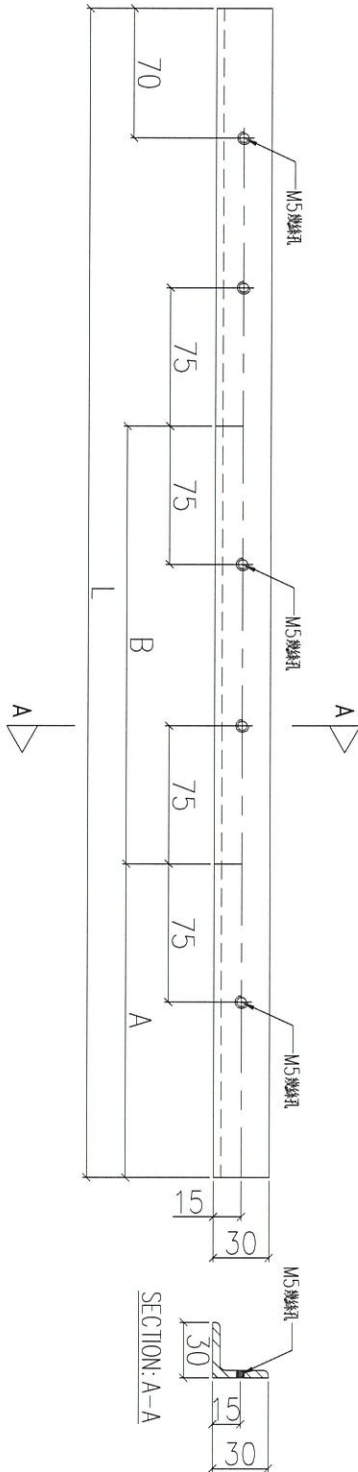
序號	物料編號	L(mm)	A(mm)	B(mm)	數量	使用位置	樓層
01	MSA-B021-01	1580	170	707.5	<del>2</del>	UN-B017	第1層
02	MSA-B021-02	1730	170	782.5	<del>2</del>	UN-B018	"
03	MSA-B021-03	1505	170	670	<del>2</del>	UN-B019	"
04	MSA-B021-04	1655	170	745	<del>1</del>	UN-B020	"
05	MSA-B021-05	1862.5	170	740	<del>2</del>	UN-B026	第1層

名稱	鐵碼加工圖	制圖	LHR	2020.11.19	修改	
材料	30x30x4mm厚鐵角(S275)	復核	-	-	日期	★
顏色	熱浸鋅	批准			圖號	J852-ACA-MSA-B021



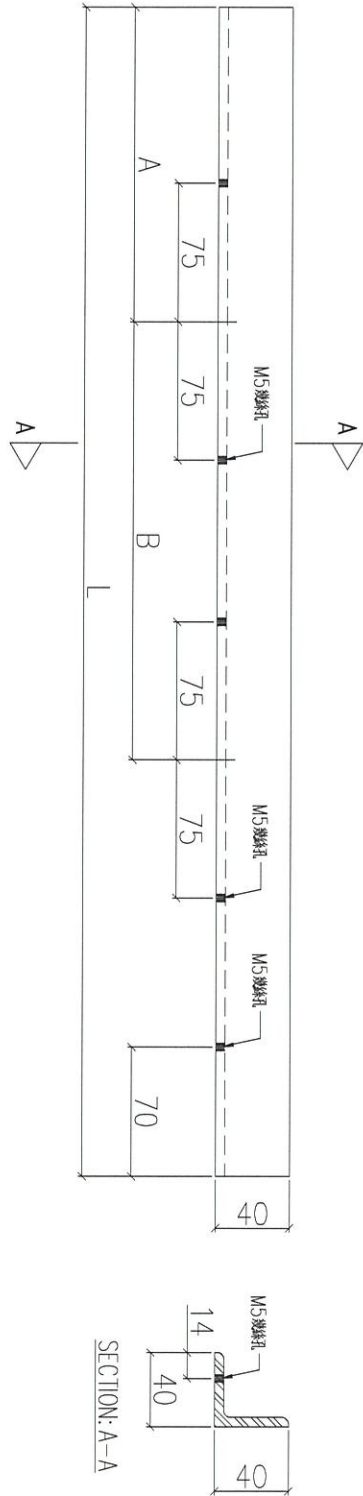
組裝用

序號	物料編號	L(mm)	A(mm)	B(mm)	數量	使用位置	樓層
01	MSA-B022-01	1580	170	707.5	<del>2</del>	UN-B017	拾伍
02	MSA-B022-02	1730	170	782.5	<del>2</del>	UN-B018	"
03	MSA-B022-03	1505	170	670	<del>2</del>	UN-B019	"
04	MSA-B022-04	1655	170	745	<del>1</del>	UN-B020	
05	MSA-B022-05	1862.5	170	740	<del>2</del>	UN-B026	拾陸



名稱	鐵碼加工圖	制圖	LHR	2020.11.19	修改	
材料	30x30x4mm厚鐵角(S275)	復核	-	-	日期	
顏色	熱浸鋅	批准			圖號	J852-ACA-MSA-B022

組裝用

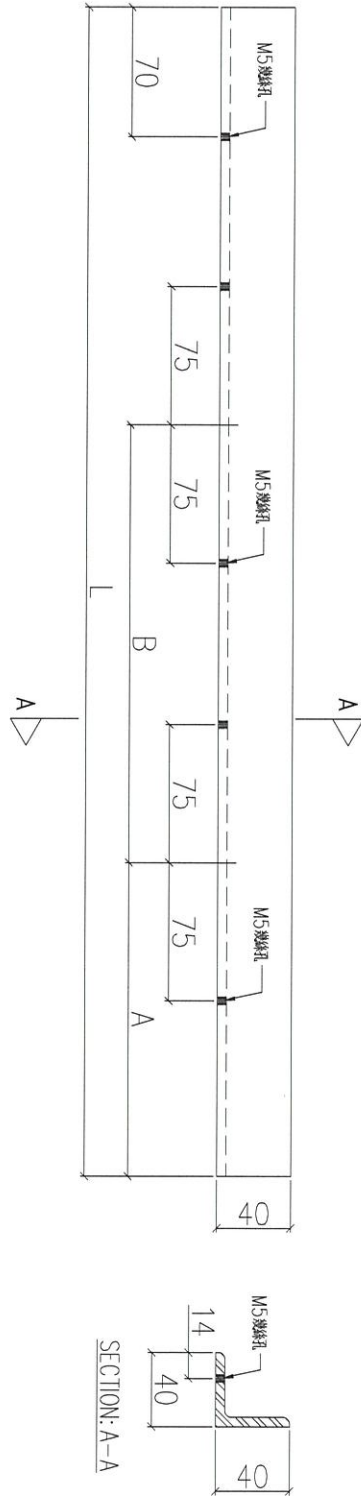


序號	物料編號	L(mm)	A(mm)	B(mm)	數量	使用位置	樓層
01	MSA-B023-01	1580	170	707.5	2	UN-B017	拾陸
02	MSA-B023-02	1730	170	782.5	2	UN-B018	"
03	MSA-B023-03	1505	170	670	2	UN-B019	"
04	MSA-B023-04	1655	170	745	2	UN-B020	"
05	MSA-B023-05	1862.5	170	740	2	UN-B026	拾陸

名稱	鐵碼加工圖	制圖	LHR	2020.11.19	修改		
材料	40x40x5mm厚鐵角(S275)	復核	-	-	日期		★
顏色	熱浸鋅	批准			圖號	J852-ACA-MSA-B023	



組裝用

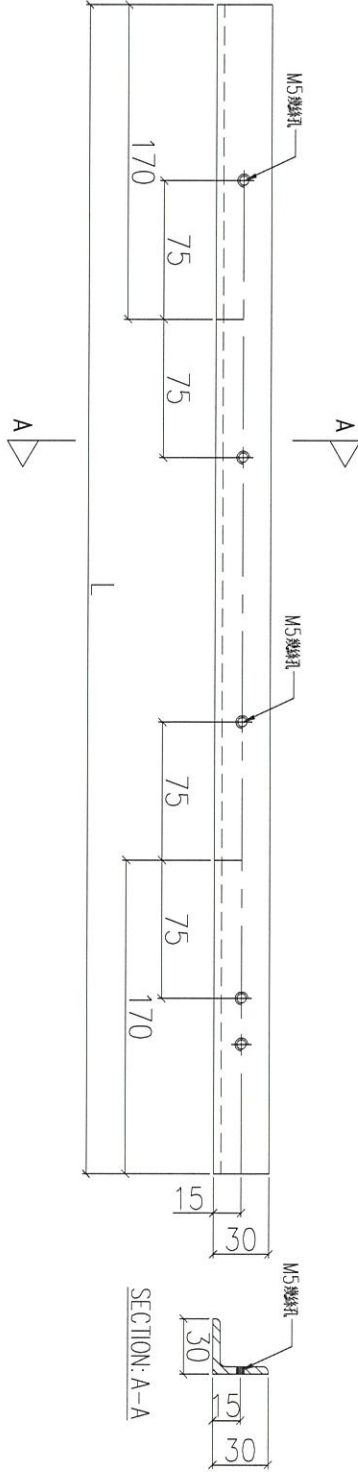


序號	物料編號	L(mm)	A(mm)	B(mm)	數量	使用位置	樓層
01	MSA-B024-01	1580	170	707.5	<del>1</del>	UN-B017	拾伍
02	MSA-B024-02	1730	170	782.5	<del>1</del>	UN-B018	"
03	MSA-B024-03	1505	170	670	<del>1</del>	UN-B019	"
04	MSA-B024-04	1655	170	745	<del>1</del>	UN-B020	"
05	MSA-B024-05	1862.5	170	740	<del>1</del>	UN-B026	拾陸

名稱	鐵碼加工圖	制圖	LHR	2020.11.19	修改		
材料	40x40x5mm厚鐵角(S275)	復核	-	-	日期		
顏色	熱浸鋅	批准			圖號	J852-ACA-MSA-B024	



組裝用

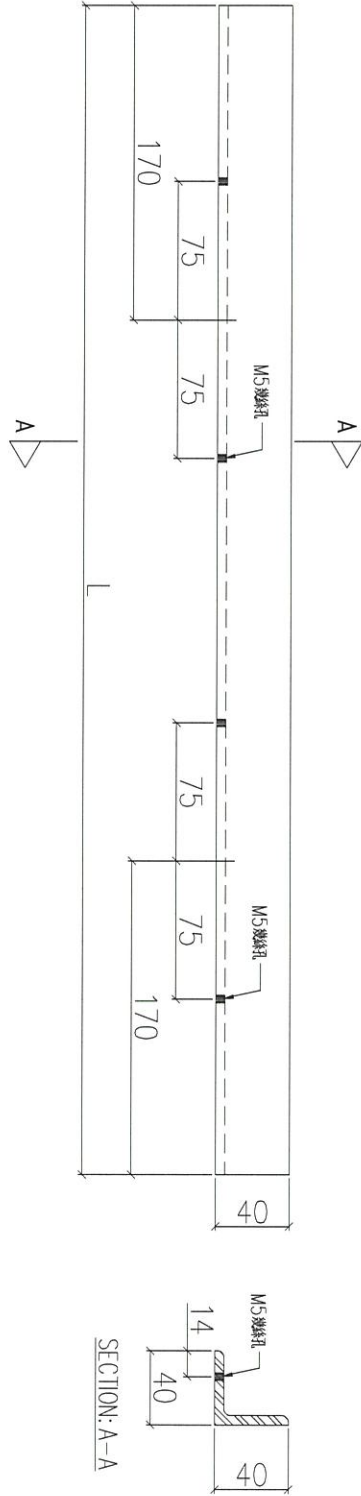


序號	物料編號	L(mm)	數量	使用位置	樓層
01	MSA-B031-01	920	<del>8</del>	UN-B029	1樓
02	MSA-B031-02	1220	<del>2</del>	UN-B030	

名稱	鐵碼加工圖	制圖	LHR	2020.11.19	修改		
材料	30x30x4mm厚鐵角(S275)	復核	-	-	日期		★
顏色	熱浸鋅	批准			圖號	J852-ACA-MSA-B031	



工程號 J852    地盤 亞答老街

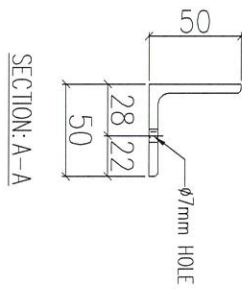
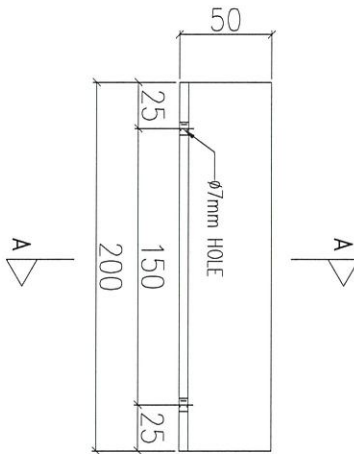


序號	物料編號	L(mm)	數量	使用位置	樓層
01	MSA-B032-01	920	<del>8</del>	UN-B029	2樓
02	MSA-B032-02	1220	<del>2</del>	UN-B030	

名稱	鐵碼加工圖	制圖	LHR	2020.11.19	修改		
材料	40x40x5mm厚鐵角(S275)	復核	-	-	日期		
顏色	熱浸鋅	批准			圖號	J852-ACA-MSA-B032	



組裝用



108 + 18 + 44 = 150

序號	物料編號	數量	使用位置	樓層
01	MSA-B085	1620	UN-B001, B028, B002	

名稱	鐵碼加工圖	制圖	LHR	2020.11.19	修改			
材料	50x50x5mm 厚鐵角(S275)	復核	-	-	日期			
顏色	熱浸鋅	批准			圖號	J852-ACA-MSA-B085		

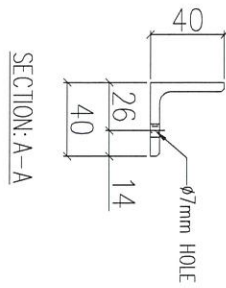
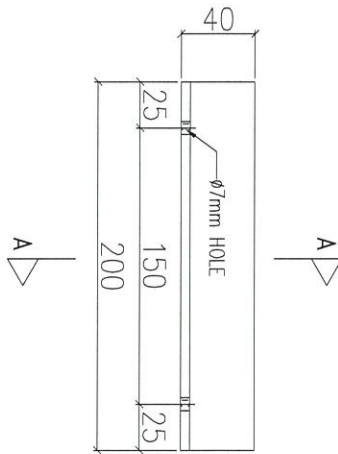




美特鋁質有限公司  
MIDI Aluminium Fabricator Ltd.

工程號 J852 地盤 亞答老街

組裝用



3+4 = 7

序號	物料編號	數量	使用位置	樓層
01	MSA-B086	264	UN-B012~B030	B020

名稱	鐵碼加工圖	制圖	LHR	2020.11.19	修改				
材料	40x40x5mm 厚鐵角(S275)	復核	-	-	日期				
顏色	熱浸鋅	批准			圖號	J852-ACA-MSA-B086			

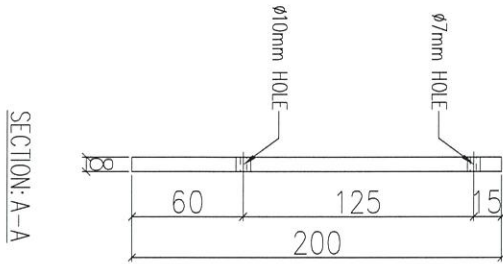
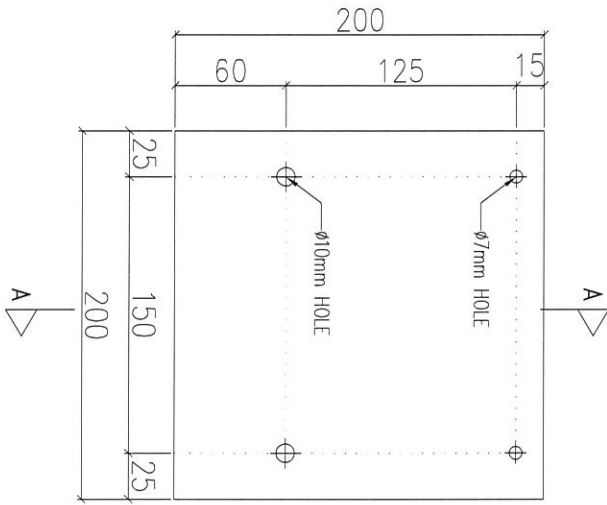




美特鋁質 有限公司  
MIDI Aluminium Fabricator Ltd.

工程號 J852 地盤 亞皆老街

組裝用



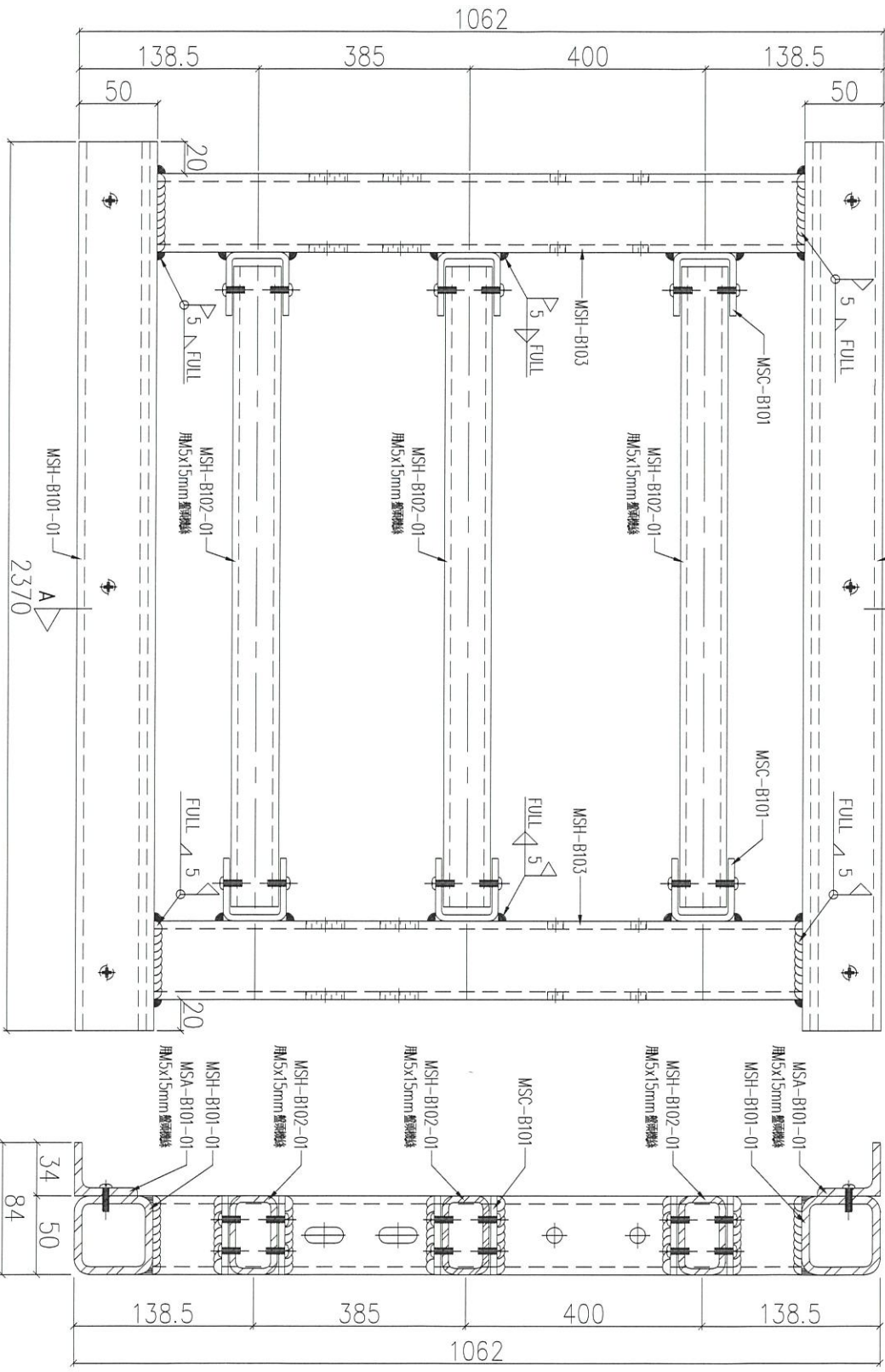
序號	物料編號	數量	使用位置	樓層
01	MSB-B001	1884	UN-B001/B030	2F~23F

Handwritten notes:  
 $108+18+3+24+4 = 157$   
 B002  
 B020  
 B028

名稱	鐵碼加工圖	制圖	LHR	2020.11.19	修改			
材料	8mm厚鐵板(S275)	復核	-	-	日期			
顏色	熱浸鋅	批准			圖號	J852-ACA-MSB-B001		



組裝圖  
送地盤



- 1) MSA-B101-01 = 2 X 3 = 6
- 2) MSC-B101 = 2 X 3 = 6
- 3) MSH-B101-01 = 2 X 3 = 6
- 4) MSH-B102-01 = 3 X 3 = 9
- 5) MSH-B103 = 2 X 3 = 6

序號	物料編號	數量	使用位置	樓層
01	T1-UN-B101	<del>2</del>	見派位圖	3F~18F
02	T2-UN-B101	<del>2</del>	見派位圖	3F~18F
03	T3-UN-B101	3	見派位圖	3F~18F 6F

名稱	鐵件組裝圖	制圖	LHR	2020.11.19	修改	
材料	-	復核	-	-	日期	
顏色	熱浸鋅	批准			圖號	J852-ACA-UN-B101



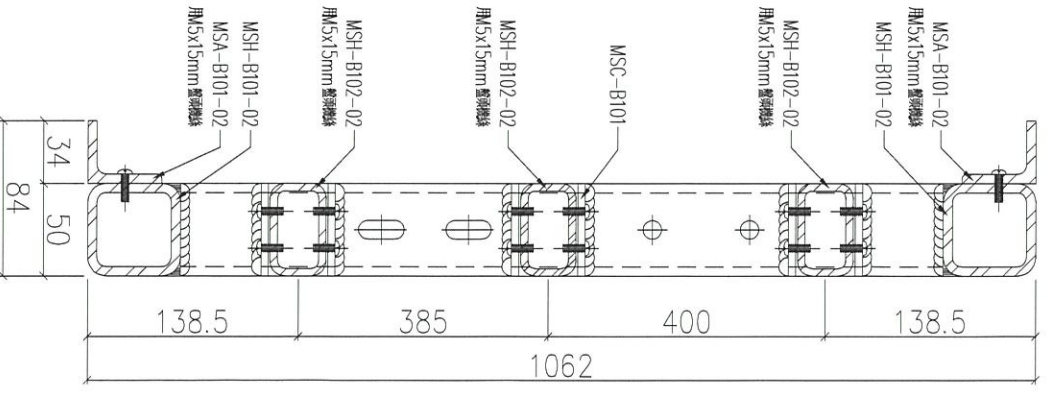
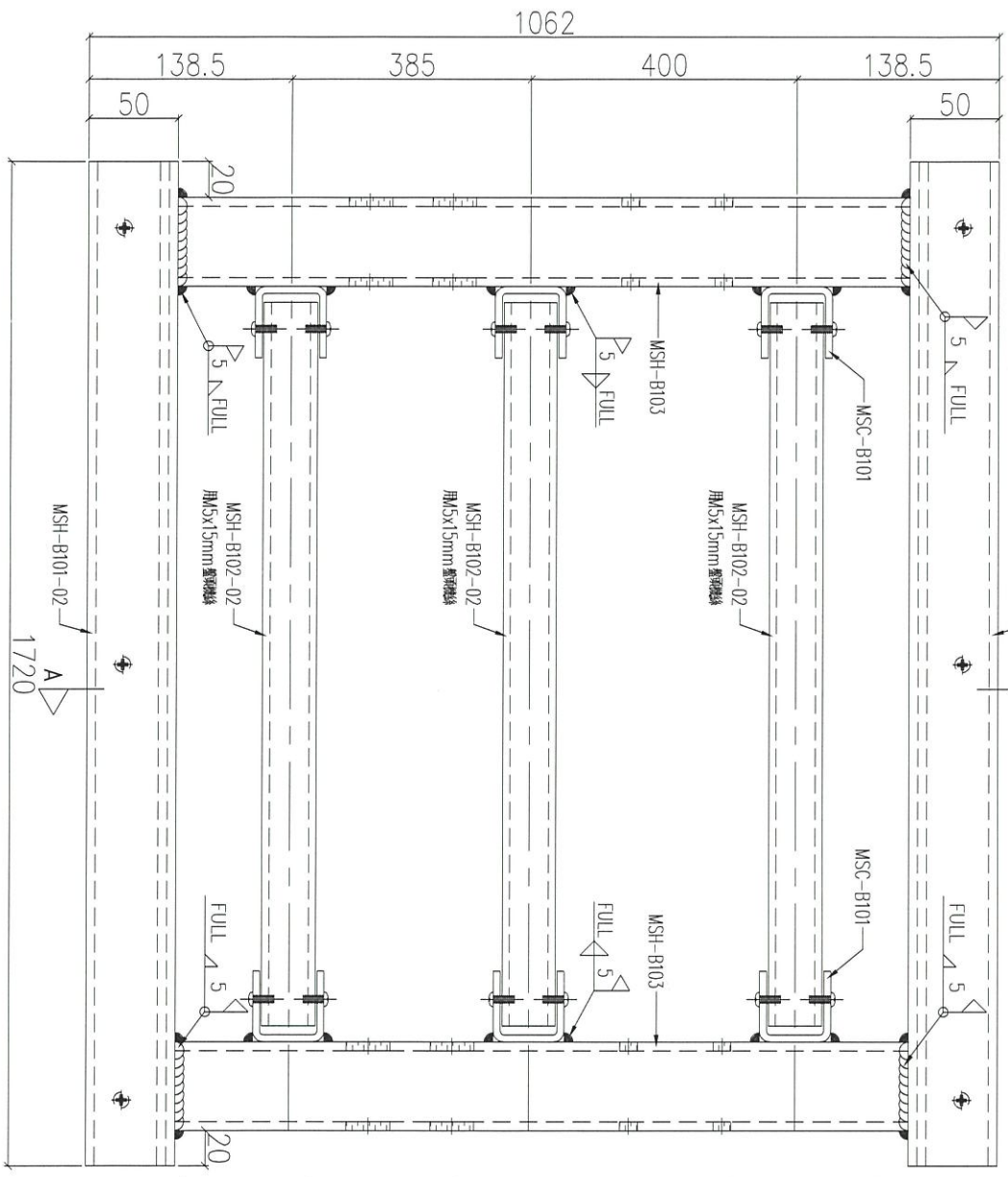


美特鋁質 有限公司  
MIDI Aluminium Fabricator Ltd.

工程號	J852	地盤	亞答老街
-----	------	----	------

組裝圖

送地盤



- 1) MSA-B101-02 = 2 x 3 = 6
- 2) MSC-B101 = 2 x 3 = 6
- 3) MSH-B101-02 = 2 x 3 = 6
- 4) MSH-B102-02 = 3 x 3 = 9
- 5) MSH-B103 = 2 x 3 = 6

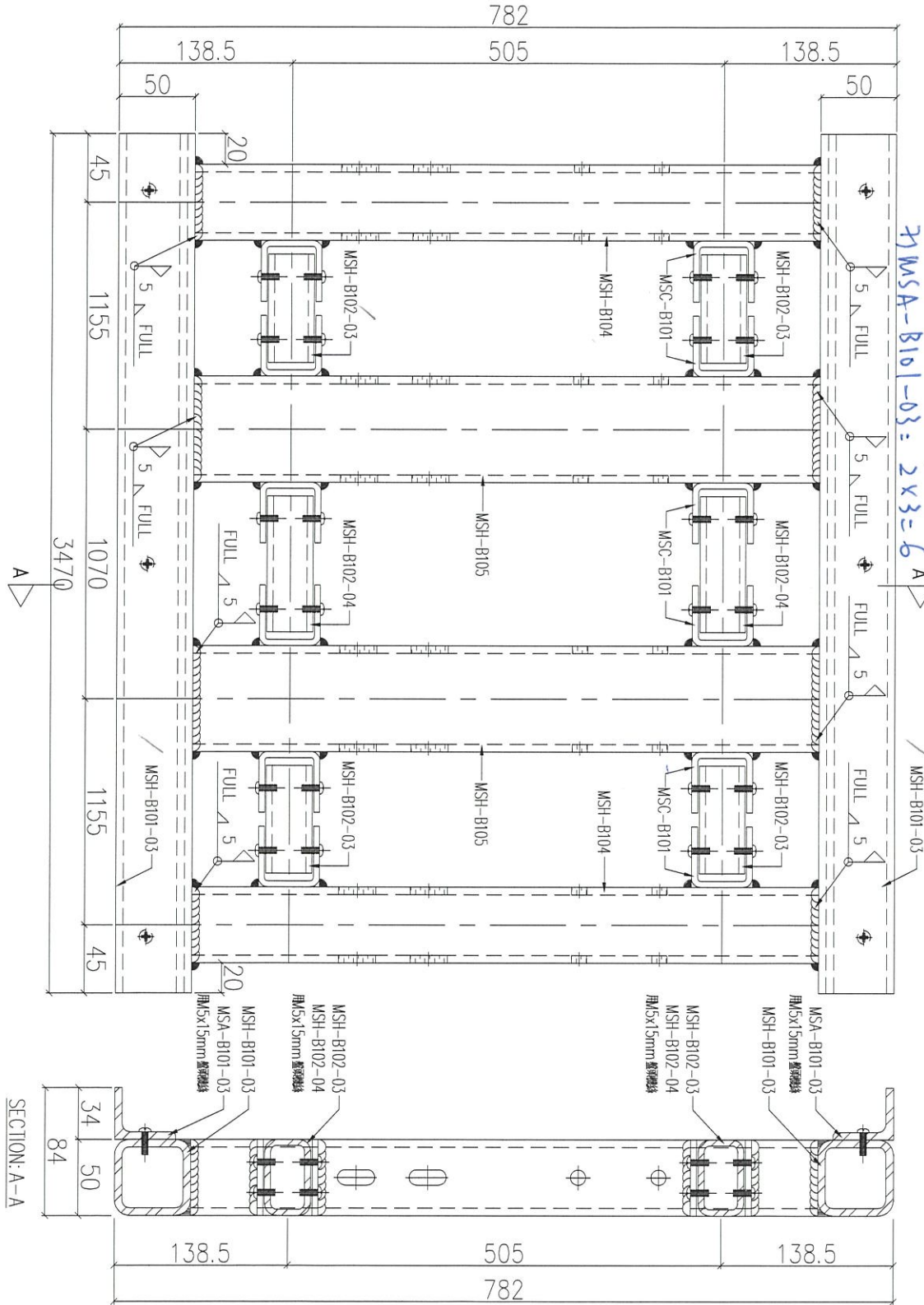
序號	物料編號	數量	使用位置	樓層
01	T1-UN-B102	<del>1</del>	見派位圖	3F~18F
02				
03	T3-UN-B102	<del>3</del>	見派位圖	3F~18F 6F

名稱	鐵件組裝圖	制圖	LHR	2020.11.19	修改	
材料	-	復核	-	-	日期	
顏色	熱浸鋅	批准			圖號	J852-ACA-UN-B102



組裝圖

送地盤



- 1) MSC-B101: 3x3 = 9
- 2) MSH-B101-03: 2x3 = 6
- 3) MSH-B102-03: 4x3 = 12
- 4) MSH-B102-04: 2x3 = 6
- 5) MSH-B104: 2x3 = 6
- 6) MSH-B105: 2x3 = 6
- 7) MSA-B101-03: 2x3 = 6

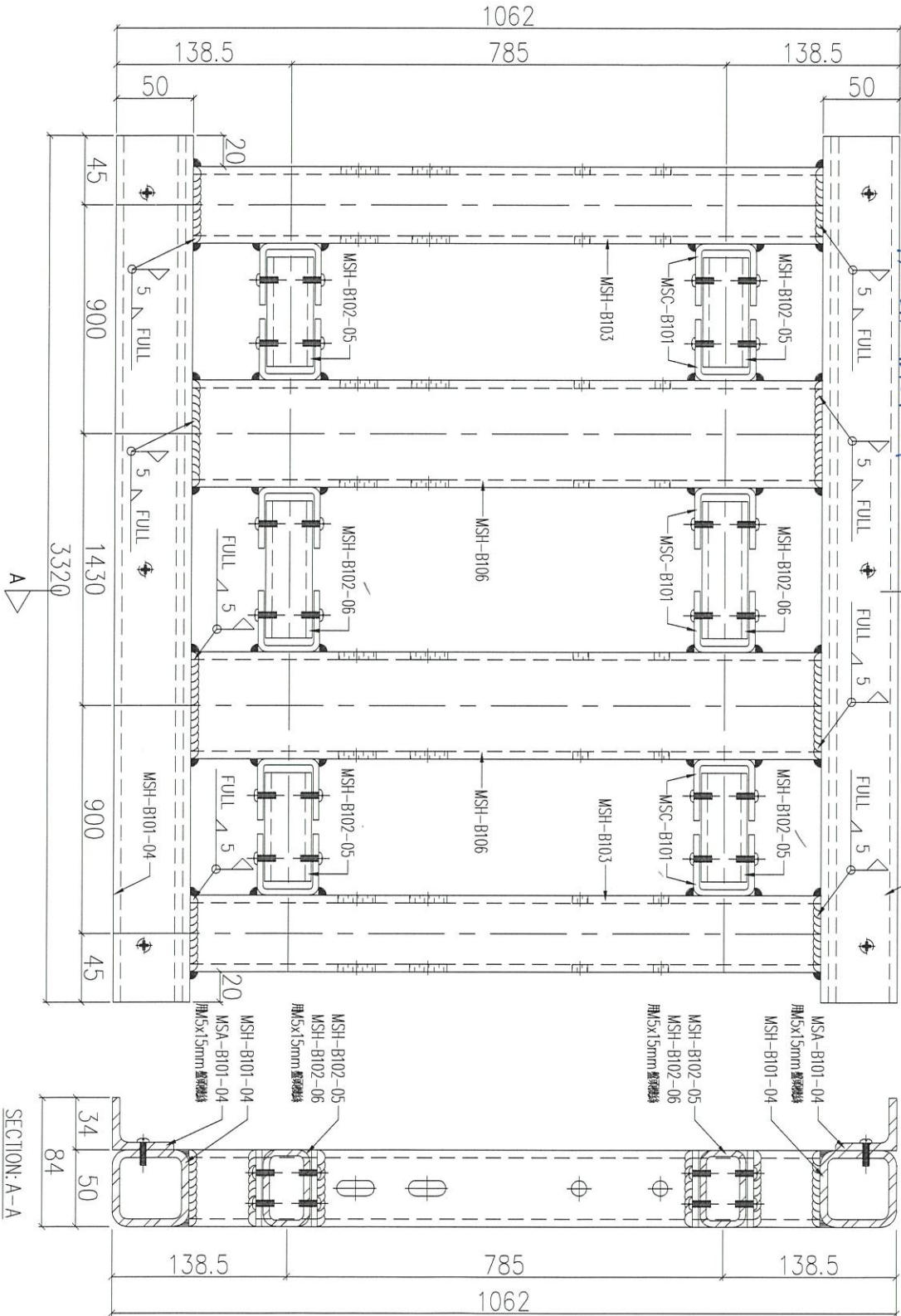
序號	物料編號	數量	使用位置	樓層
01	T1-UN-B103	<del>1</del>	見派位圖	3F~18F
02	T2-UN-B103	<del>1</del>	見派位圖	3F~18F
03	T3-UN-B103	31	見派位圖	3F~18F

名稱	鐵件組裝圖	制圖	LHR	2020.11.19	修改	
材料	-	復核	-	-	日期	
顏色	熱浸鋅	批准			圖號	J852-ACA-UN-B103



組裝圖

送地盤



- 1) MSC-B101 : 3 X 3 = 9
- 2) MSH-B101-04 : 2 X 3 X 6
- 3) MSH-B102-05 : 4 X 3 = 12
- 4) MSH-B102-06 : 2 X 3 = 6
- 5) MSH-B103 : 2 X 3 = 6
- 6) MSH-B106 : 2 X 3 = 6
- 7) MSA-B101-04 = 2 X 3 = 6

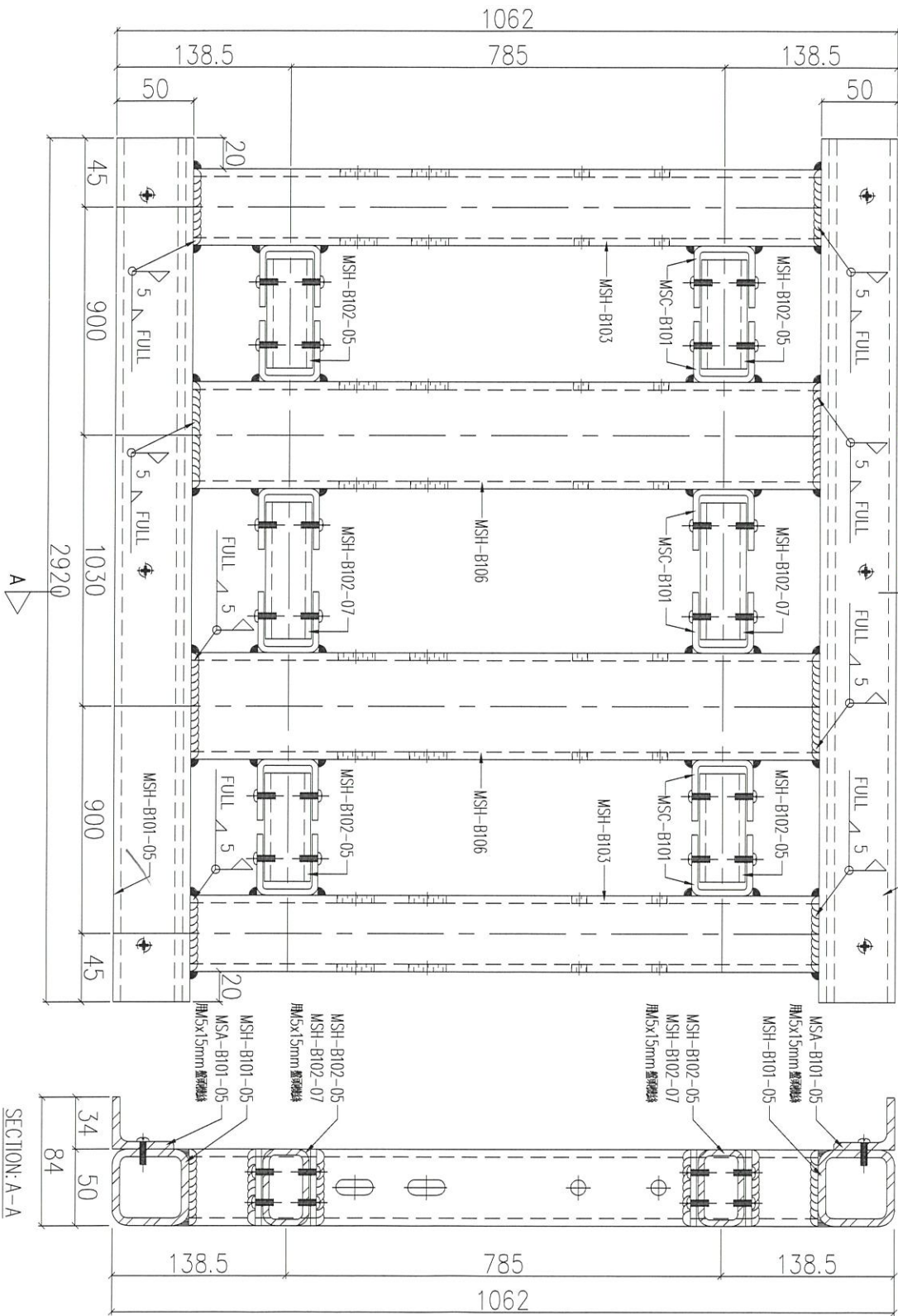
序號	物料編號	數量	使用位置	樓層
01	T1-UN-B104	<del>1</del>	見派位圖	3F~18F
02	T2-UN-B104	<del>6</del>	見派位圖	20F~22F
03	T3-UN-B104	<del>3</del> 18	見派位圖	3F~18F 6F

名稱	鐵件組裝圖	制圖	LHR	2020.11.19	修改	
材料	-	復核	-	-	日期	
顏色	熱浸鋅	批准			圖號	J852-ACA-UN-B104



組裝圖

送地盤



- 1) MSC-B101: 3x3=9
- 2) MSH-B101-05: 2x3=6
- 3) MSH-B102-05: 4x3=12
- 4) MSH-B102-07: 2x3=6
- 5) MSH-B103: 2x3=6
- 6) MSH-B106: 2x3=6
- 7) MSA-B101-05: 2x3=6

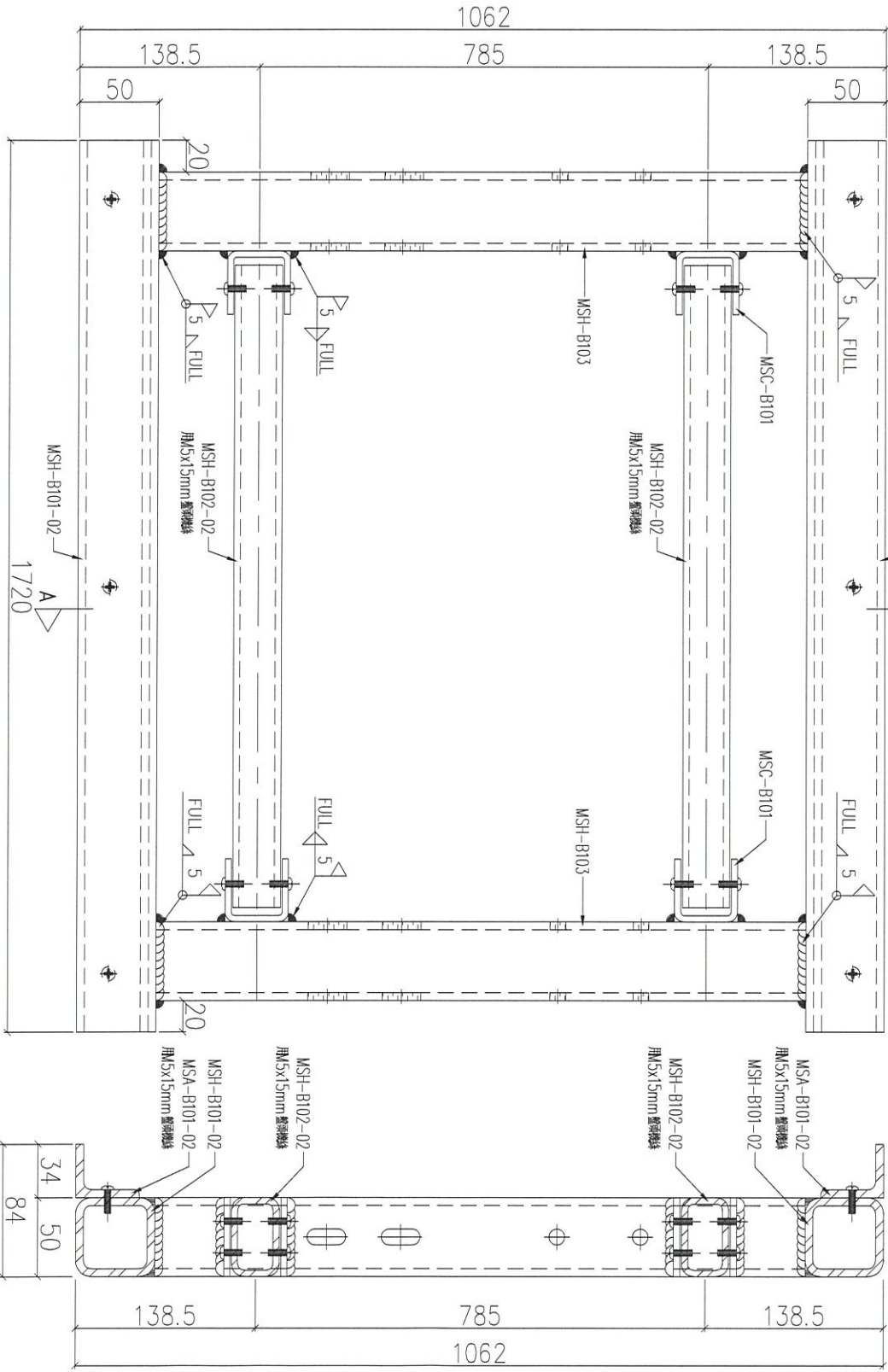
序號	物料編號	數量	使用位置	樓層
01	T1-UN-B105	<del>1</del>	見派位圖	3F~18F
02	T2-UN-B105	<del>1</del>	見派位圖	3F~18F
03	T3-UN-B105	3	見派位圖	3F~18F

名稱	鐵件組裝圖	制圖	LHR	2020.11.19	修改	
材料	-	復核	-	-	日期	
顏色	熱浸鋅	批准			圖號	J852-ACA-UN-B105



工程號 J852 地盤 亞答老街

組裝圖  
送地盤



- 1) MSA-B101-02: 2 X 2 = 4
- 2) MSC-B101: 2 X 2 = 4
- 3) MSH-B101-02: 2 X 2 = 4
- 4) MSH-B102-02: 2 X 2 = 4
- 5) MSH-B103: 2 X 2 = 4

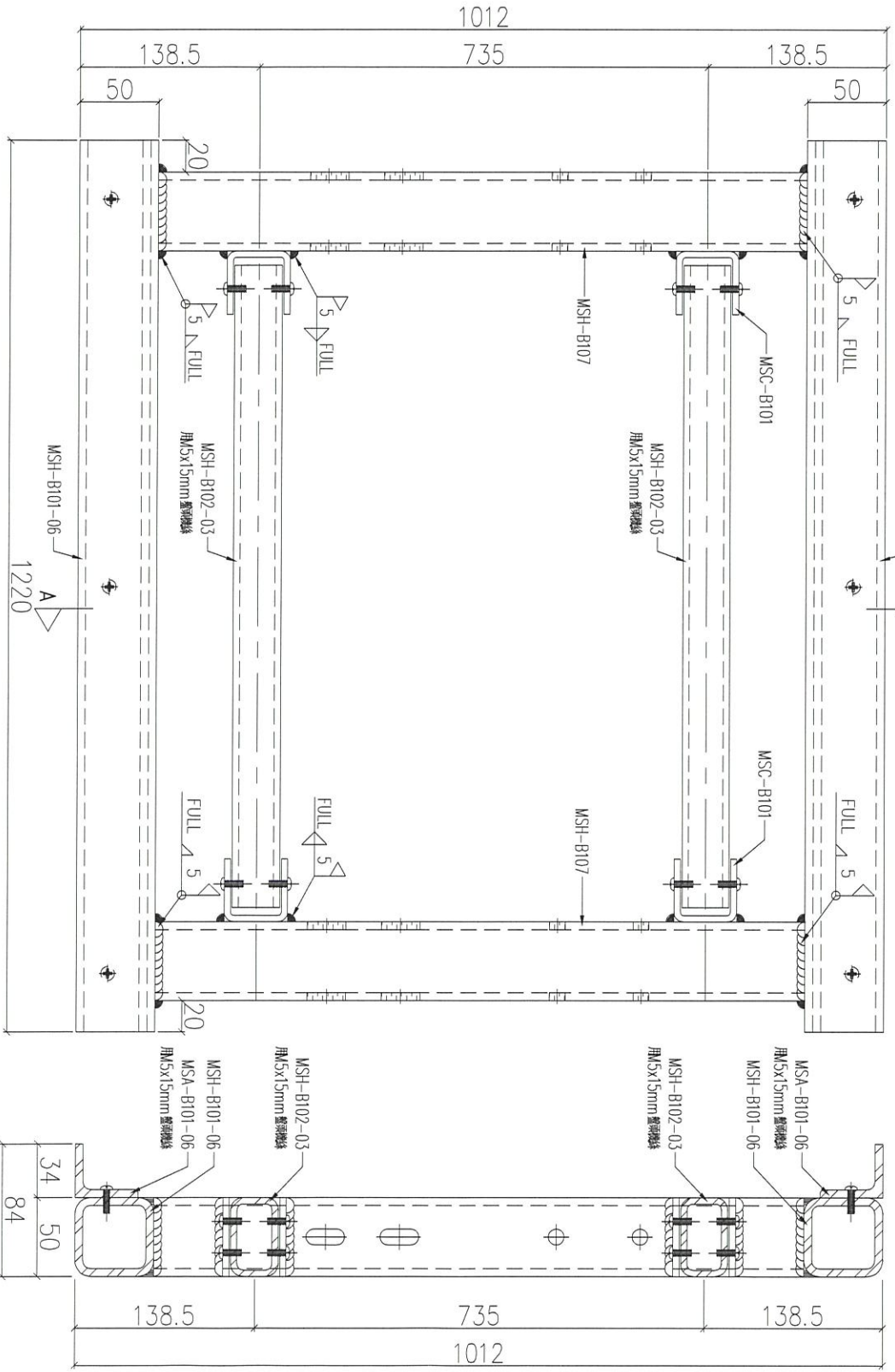
序號	物料編號	數量	使用位置	樓層
01	T1-UN-B106	4	見派位圖	3F/22F
02	T2-UN-B106	4	見派位圖	3F/22F
03	T3-UN-B106	4	見派位圖	3F/22F

名稱	鐵件組裝圖	制圖	LHR	2020.11.19	修改	
材料	-	復核	-	-	日期	
顏色	熱浸鋅	批准			圖號	J852-ACA-UN-B106



工程號 J852 地盤 亞答老街

組裝圖  
送地盤




- 1) MSA-B101-06: 2 X 2 = 4
- 2) MSC-B101: 2 X 2 = 4
- 3) MSH-B101-06: 2 X 2 = 4
- 4) MSH-B102-03: 2 X 2 = 4
- 5) MSH-B107: 2 X 2 = 4

序號	物料編號	數量	使用位置	樓層
01	T1-UN-B107	4	見派位圖	3F/20F
02				
03	T3-UN-B107	2	見派位圖	3F/20F

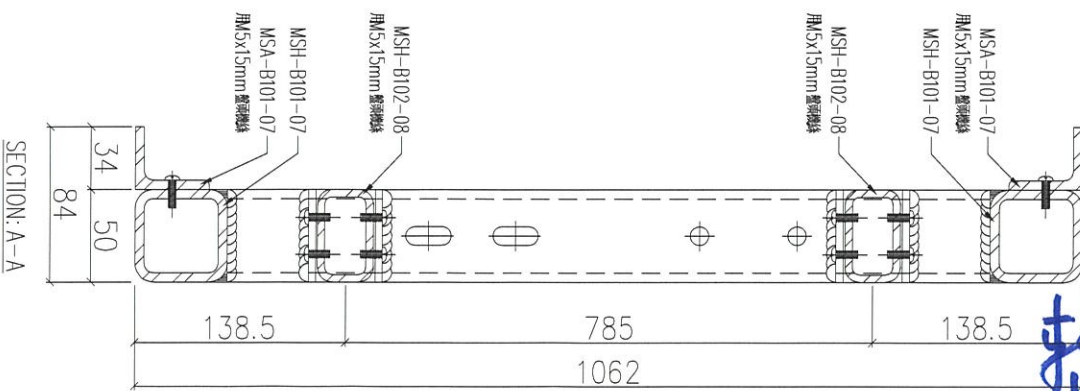
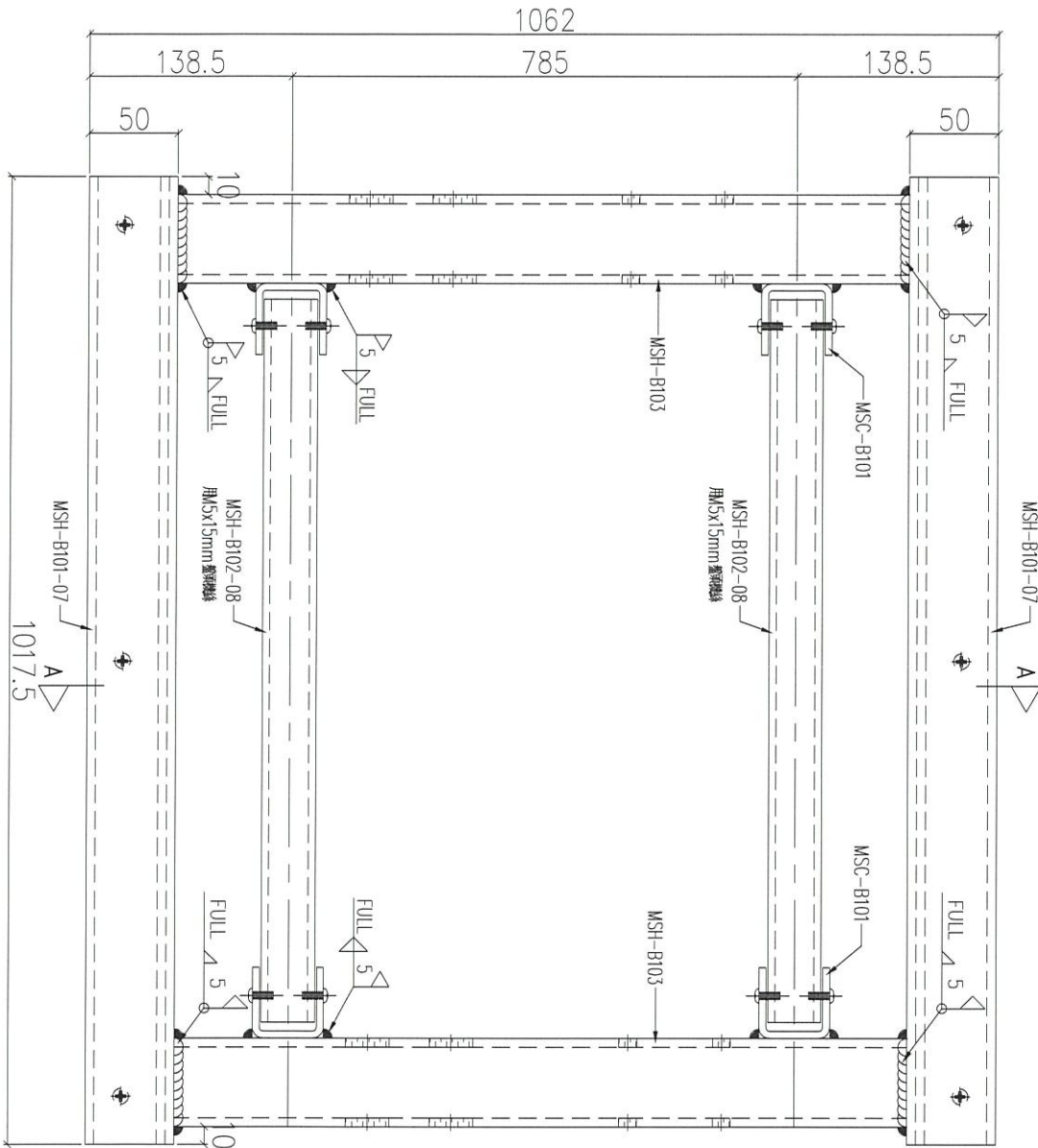
名稱	鐵件組裝圖	制圖	LHR	2020.11.19	修改	
材料	-	復核	-	-	日期	
顏色	熱浸鋅	批准			圖號	J852-ACA-UN-B107





工程號 J852 地盤 亞答老街

組裝圖  
送地盤



序號	物料編號	數量	使用位置	樓層
01	T1-UN-B108	<del>1</del>	見派位圖	20F
02	T3-UN-B108	<del>1</del>	見派位圖	20F

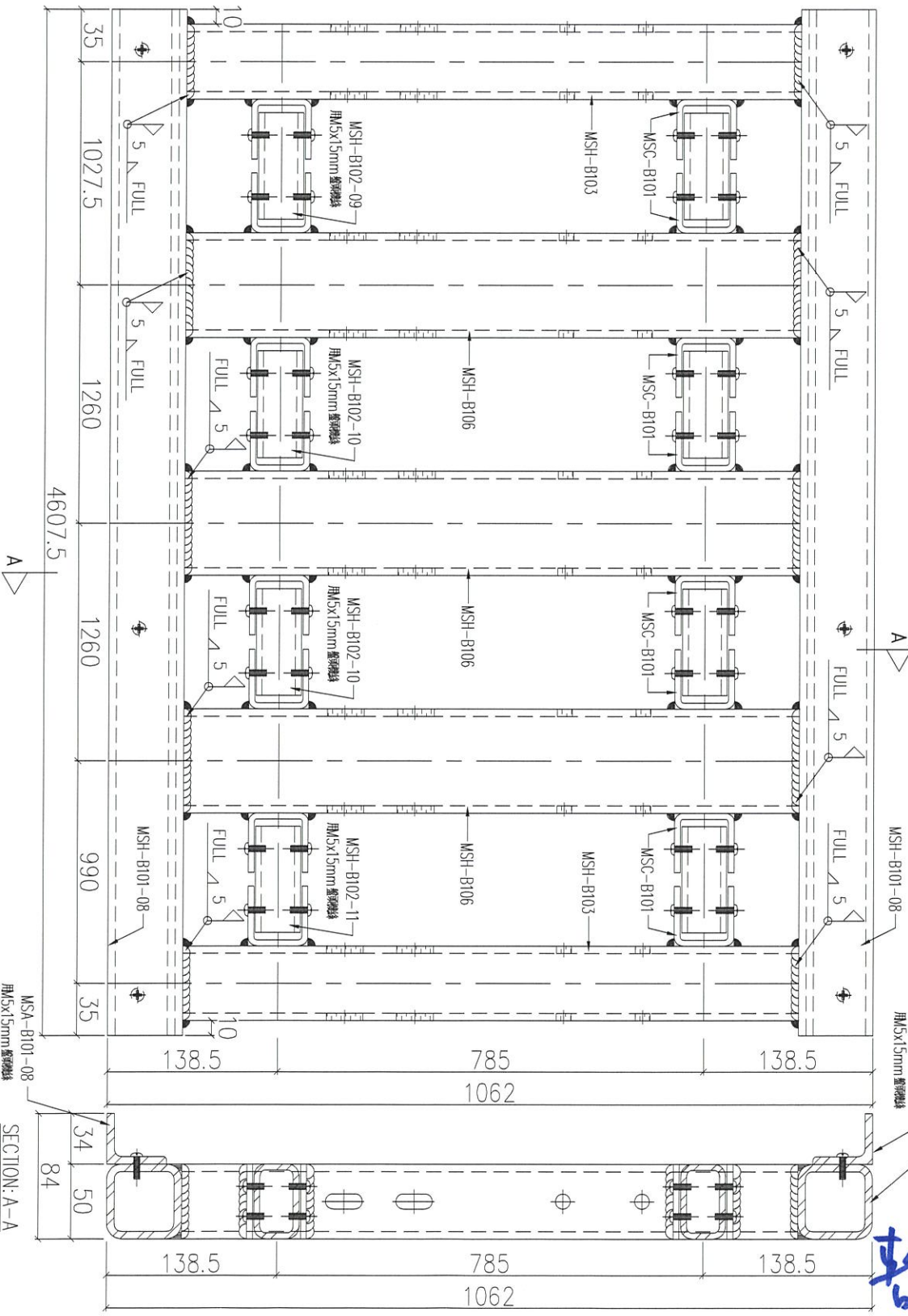
暫停

名稱	鐵件組裝圖	制圖	LHR	2020.11.19	修改	
材料	-	復核	-	-	日期	
顏色	熱浸鋅	批准			圖號	J852-ACA-UN-B108

工程號 J852 地盤 亞答老街

組裝圖  
送地盤

序號	物料編號	數量	使用位置	樓層
01	T1-UN-B109	<del>1</del>	見派位圖	20F
02	T3-UN-B109	<del>1</del>	見派位圖	20F

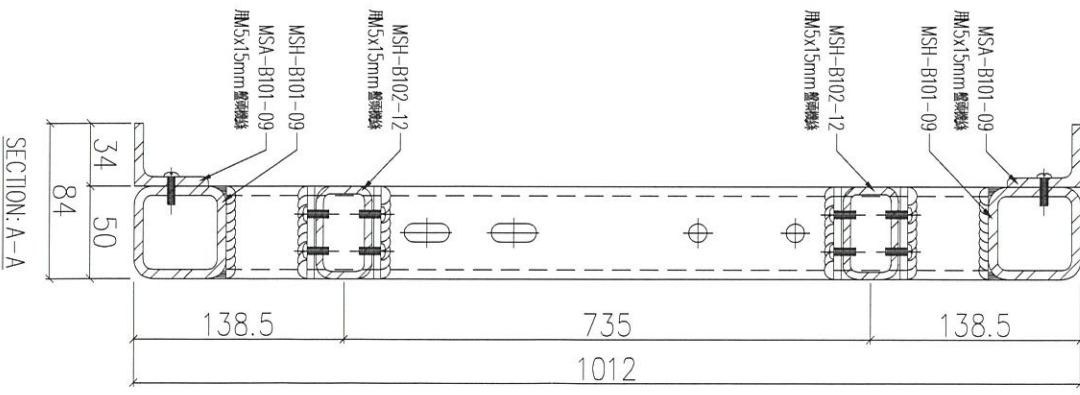
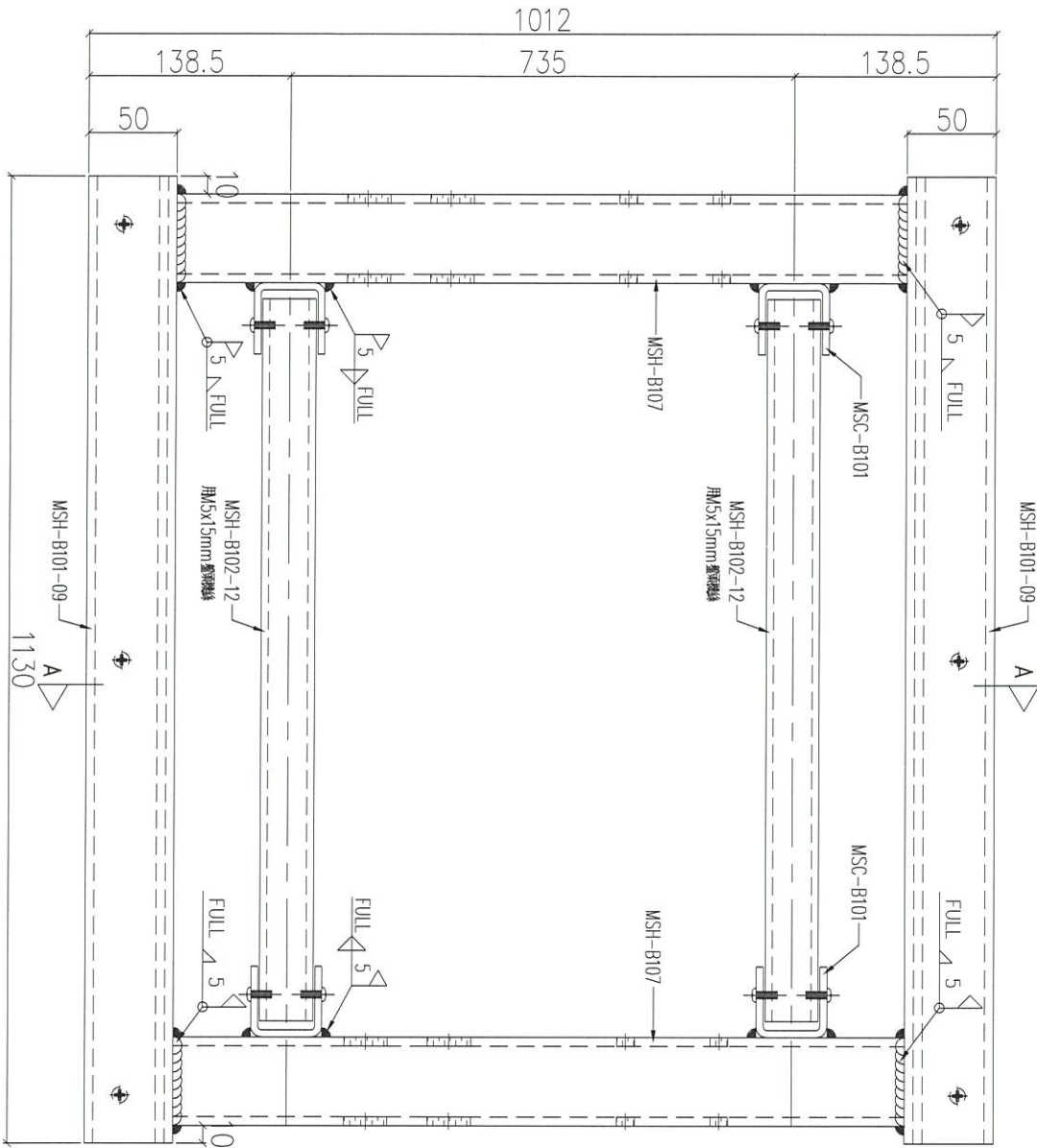


名稱	鐵件組裝圖	制圖	LHR	2020.11.19	修改	
材料	-	復核	-	-	日期	
顏色	熱浸鋅	批准			圖號	J852-ACA-UN-B109



工程號 J852 地盤 亞答老街

組裝圖  
送地盤



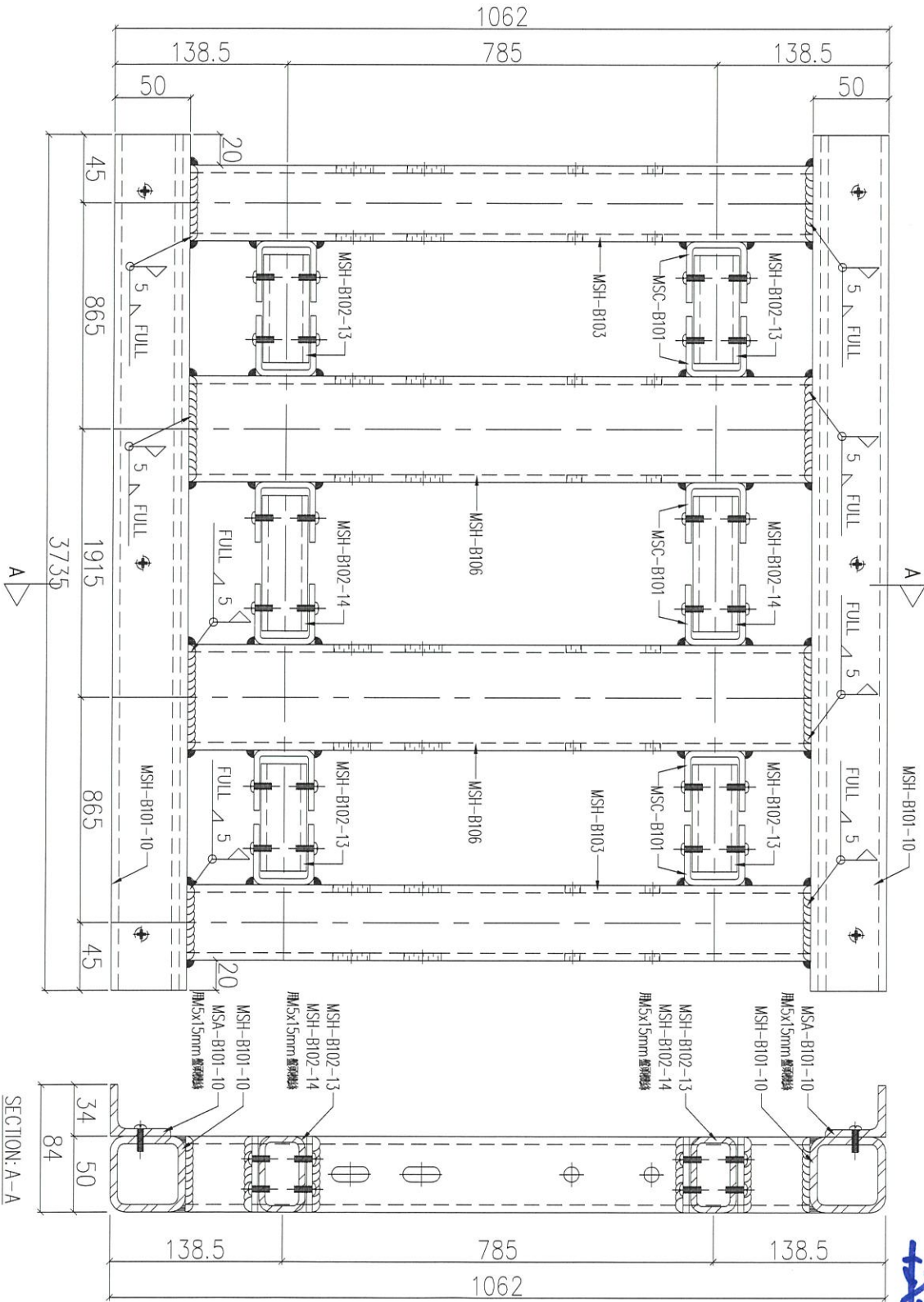
序號	物料編號	數量	使用位置	樓層
01	T1-UN-B110	X	見派位圖	23F
02	T3-UN-B110	X	見派位圖	

抄

名稱	鐵件組裝圖	制圖	LHR	2020.11.19	修改	
材料	-	復核	-	-	日期	
顏色	熱浸鋅	批准			圖號	J852-ACA-UN-B110

組裝圖

送地盤

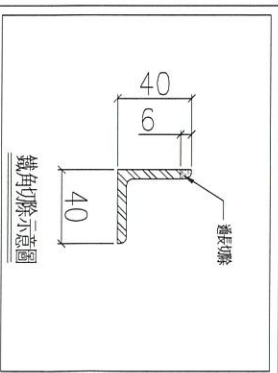
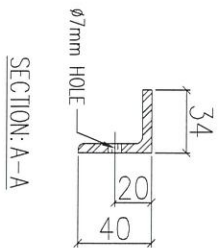
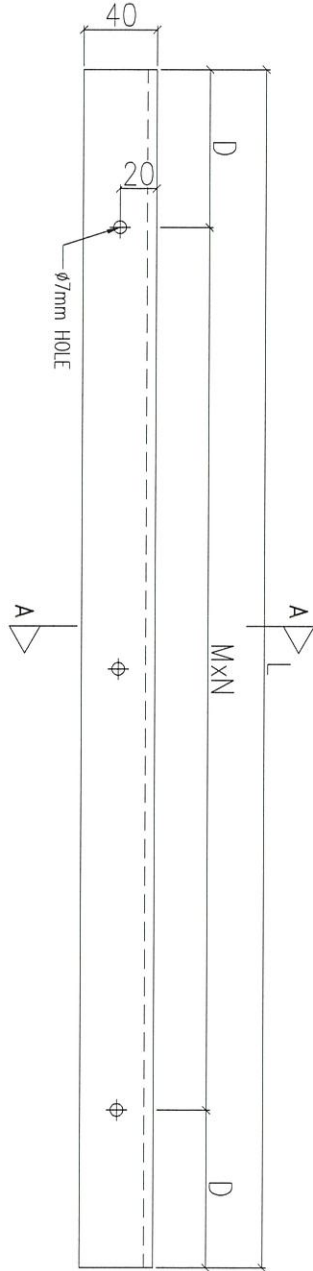


序號	物料編號	數量	使用位置	樓層
01	T1-UN-B111	X	見派位圖	23F
02	T3-UN-B111	X	見派位圖	23F

23F

名稱	鐵件組裝圖	制圖	LHR	2020.11.19	修改	
材料	-	復核	-	-	日期	
顏色	熱浸鋅	批准			圖號	J852-ACA-UN-B111

組裝用



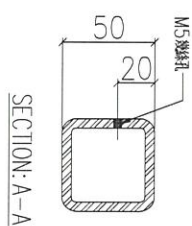
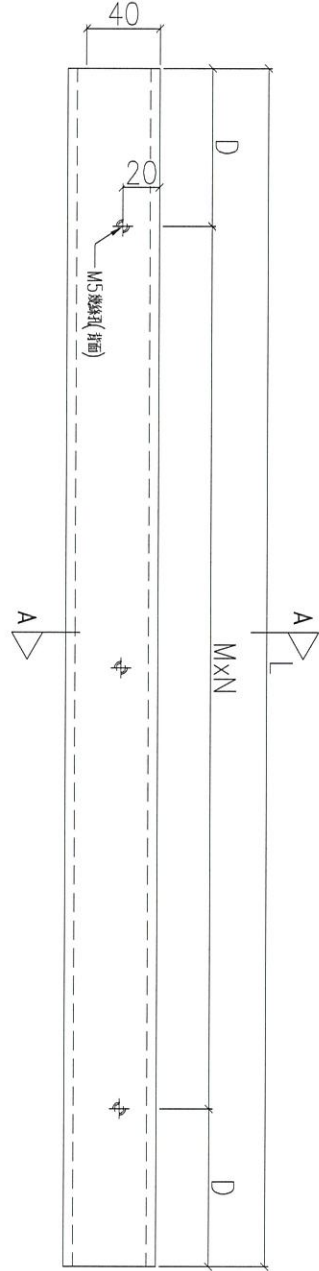
序號	物料編號	L(mm)	D(mm)	MxN	數量	使用位置	樓層
01	MSA-B101-01	2370	135	@300x7	6104	UN-B101	
02	MSA-B101-02	1720	110	@300x5	1076	UN-B102/B106	
03	MSA-B101-03	3470	85	@300x11	678	UN-B103	
04	MSA-B101-04	3320	160	@300x10	678	UN-B104	
05	MSA-B101-05	2920	110	@300x9	6104	UN-B105	
06	MSA-B101-06	1220	160	@300x3	418	UN-B107	
07	MSA-B101-07	1017.5	59	@300x3	✗	UN-B108	格仔
08	MSA-B101-08	4607.5	54	@300x15	✗	UN-B109	
09	MSA-B101-09	1130	115	@300x3	✗	UN-B110	
10	MSA-B101-10	3735	67.5	@300x12	✗	UN-B111	

6+4

名稱	鐵碼加工圖	制圖	LHR	2020.11.19	修改		
材料	40x40x5mm厚鐵角(S275)	復核	-	-	日期		
顏色	熱浸鋅	批准			圖號	J852-ACA-MSA-B101	



組裝用



序號	物料編號	L(mm)	D(mm)	MxN	數量	使用位置	樓層
01	MSH-B101-01	2370	135	@300x7	6104	UN-B101	
02	MSH-B101-02	1720	110	@300x5	1076	UN-B102/B106	
03	MSH-B101-03	3470	85	@300x11	678	UN-B103	
04	MSH-B101-04	3320	160	@300x10	678	UN-B104	
05	MSH-B101-05	2920	110	@300x9	6104	UN-B105	
06	MSH-B101-06	1220	160	@300x3	418	UN-B107	
07	MSH-B101-07	1017.5	59	@300x3	✗	UN-B108	新行
08	MSH-B101-08	4607.5	54	@300x15	✗	UN-B109	
09	MSH-B101-09	1130	115	@300x3	✗	UN-B110	
10	MSH-B101-10	3735	67.5	@300x12	✗	UN-B111	"

6+4

新行

★

名稱	鐵碼加工圖	制圖	LHR	2020.11.19	修改	
材料	50x50x5mm厚鐵道(S275)	復核	-	-	日期	
顏色	熱浸鋅	批准			圖號	J852-ACA-MSH-B101





美特鋁質 有限公司  
MIDI Aluminium Fabricator Ltd.

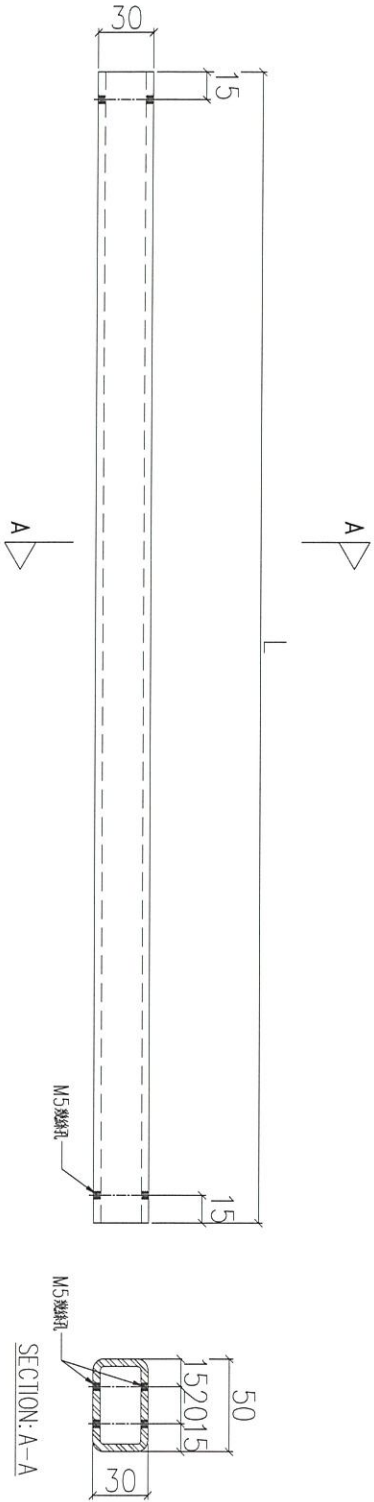
工程號

J852

地盤

亞皆老街

組裝用

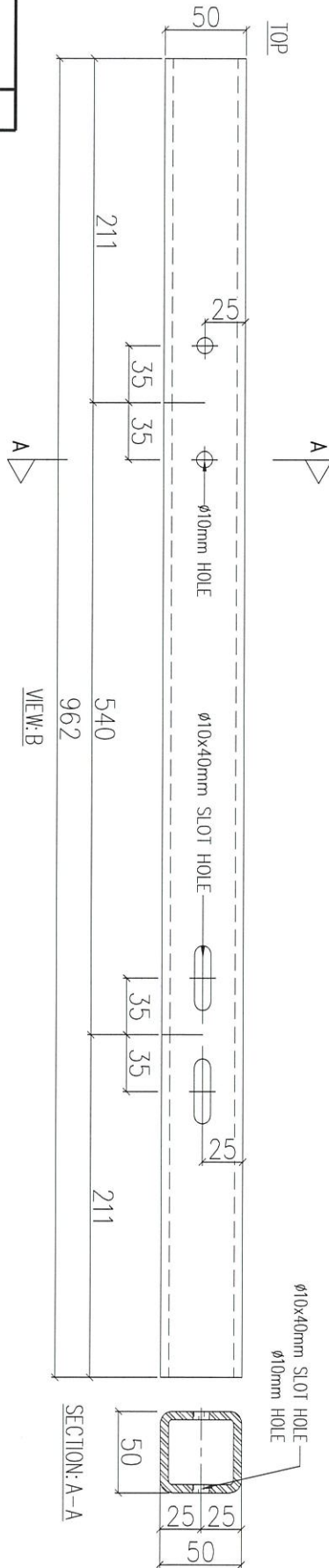


序號	物料編號	L(mm)	數量	使用位置	樓層
01	MSH-B102-01	2212	9156	UN-B101	
02	MSH-B102-02	1562	13102	UN-B102/B106	
03	MSH-B102-03	1062	16122	UN-B103/B107	
04	MSH-B102-04	952	678	UN-B103	
05	MSH-B102-05	807	25360	UN-B104/B105	
06	MSH-B102-06	1312	678	UN-B104	
07	MSH-B102-07	912	6104	UN-B105	
08	MSH-B102-08	879.5		UN-B108	4樓
09	MSH-B102-09	934.5		UN-B109	"
10	MSH-B102-10	1142		UN-B109	"
11	MSH-B102-11	897		UN-B109	"
12	MSH-B102-12	992		UN-B110	"
13	MSH-B102-13	772		UN-B111	"
14	MSH-B102-14	1797		UN-B111	"

9+4  
12+4  
12+12

名稱	鐵碼加工圖	制圖	LHR	2020.11.19	修改	A	
材料	50x30x4mm厚鐵通(S275)	復核	-	-	日期	2020.12.28	
顏色	熱浸鋅	批准			圖號	J852-ACA-MSH-B102	



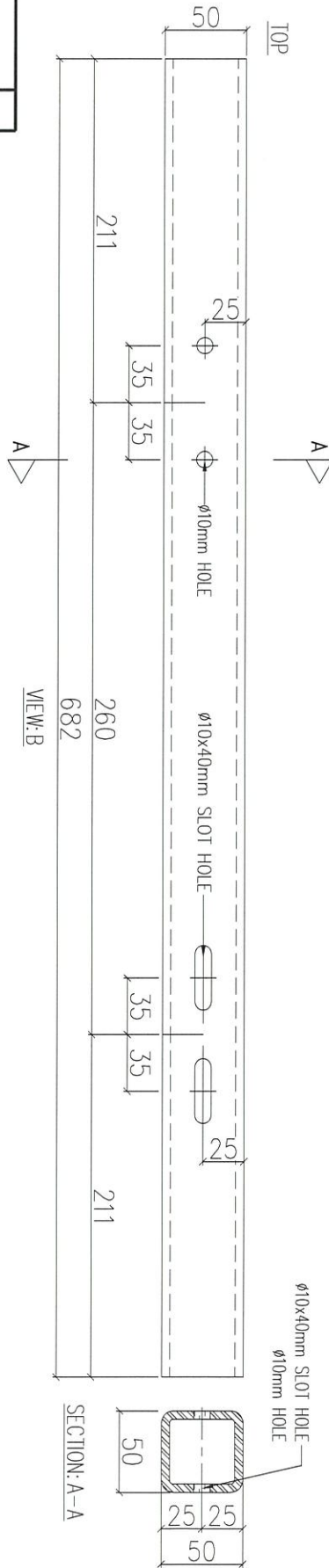


序號	物料編號	數量	使用位置	樓層
01	MSH-B103	28	UN-B101/2/4/6/8/9	1/5

28 6+6+6+6+4

名稱	鐵碼加工圖	制圖	LHR	2020.11.19	修改			
材料	50x50x5mm厚鐵通(S275)	復核	-	-	日期			
顏色	熱浸鋅	批准			圖號	J852-ACA-MSH-B103		





序號	物料編號	數量	使用位置	樓層
01	MSH-B104	678	UN-B103	

名稱	鐵碼加工圖	制圖	LHR	2020.11.19	修改		
材料	50x50x5mm厚鐵道(S275)	復核	-	-	日期		
顏色	熱浸鋅	批准			圖號	J852-ACA-MSH-B104	

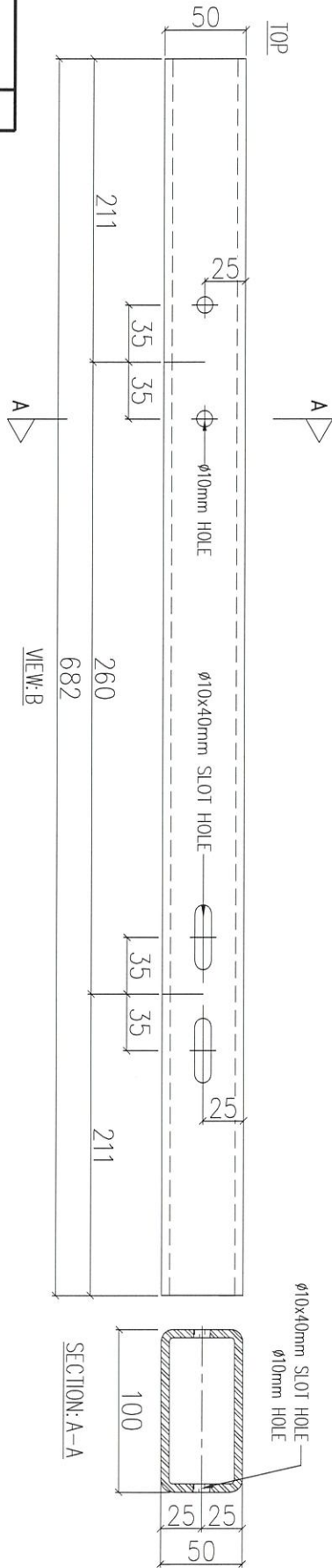




美特鋁質 有限公司  
MIDI Aluminium Fabricator Ltd.

工程號 J852 地盤 亞答老街

組裝用

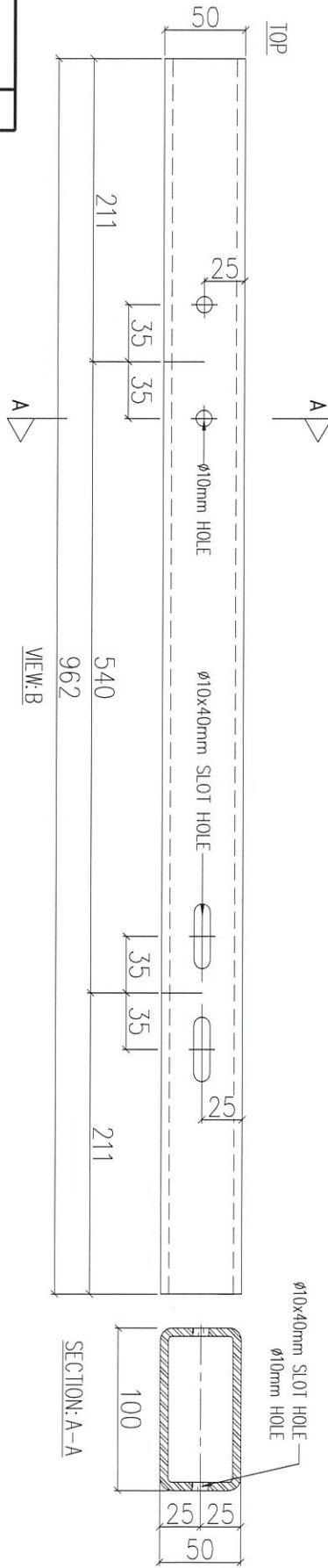


序號	物料編號	數量	使用位置	樓層
01	MSH-B105	678	UN-B103	

名稱	鐵碼加工圖	制圖	LHR	2020.11.19	修改			
材料	100x50x5mm厚鐵通(S275)	復核	-	-	日期			
顏色	熱浸鋅	批准			圖號	J852-ACA-MSH-B105		



組裝用



序號	物料編號	數量	使用位置	樓層
01	MSH-B106	12190	UN-B104/5/9/11	

6+6

★

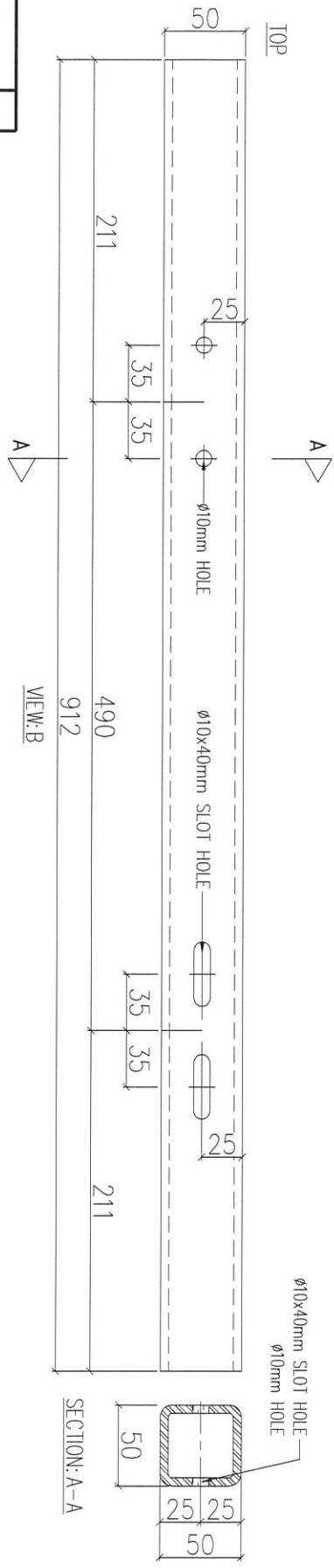
名稱	鐵碼加工圖	制圖	LHR	2020.11.19	修改		
材料	100x50x5mm厚鐵通(S275)	復核	-	-	日期		
顏色	熱浸鋅	批准			圖號	J852-ACA-MSH-B106	



美特鋁質 有限公司  
MIDI Aluminium Fabricator Ltd.

工程號 J852 地盤 亞答老街

組裝用



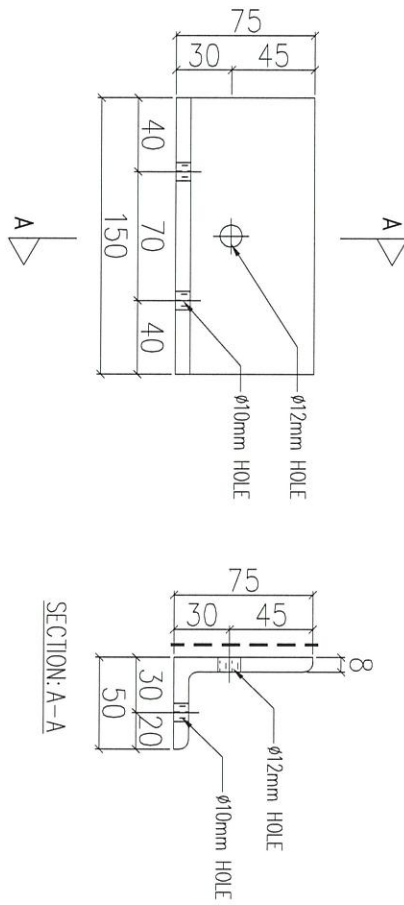
序號	物料編號	數量	使用位置	樓層
01	MSH-B107	420	UN-B107/BH0	

名稱	鐵碼加工圖	制圖	LHR	2020.11.19	修改		
材料	50x50x5mm厚鐵碼(S275)	復核	-	-	日期		
顏色	熱浸鋅	批准			圖號	J852-ACA-MSH-B107	



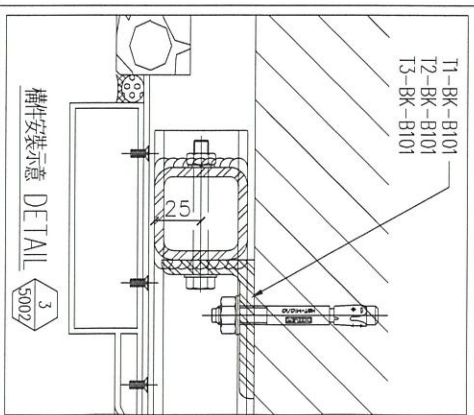


說明：----- 刷油瀝青油



序號	物料編號	數量	使用位置	樓層
01	T1-BK-B101	<del>680</del>	見派位圖	3F~23F
02	T2-BK-B101	<del>676</del>	見派位圖	3F~23F
03	T3-BK-B101	<del>676</del>	見派位圖	3F~ <b>6F</b>

150



名稱	鐵碼加工圖	制圖	LHR	2020.11.19	修改	
材料	75x50x8mm厚鐵角(S275)	復核	-	-	日期	
顏色	熱浸鋅	批准			圖號	J852-ACA-BK-B101

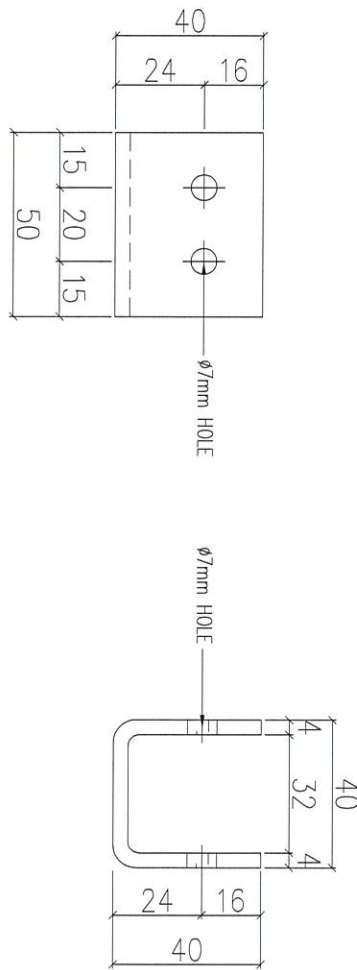


# EG-DWG3


**美特鋁質** 有限公司  
 MIDI Aluminium Fabricator Ltd.

工程號 J852    地盤 亞答街

組裝用



序號	物料編號	數量	使用位置	樓層
01	MSC-B101	42	UN-B101~B111	B102

6+6+9+9+9+9+4+4

Cut from 80x40x4mm R.H.C.

名稱	鐵碼加工圖	制圖	LHR	2020.11.19	修改		
材料	40x40x4mm厚鐵槽(S275)	復核	-	-	日期		
顏色	熱浸鋅	批准			圖號	J852-ACA-MS-C-B101	

 美特鋁質有限公司 MIDI Aluminium Fabricator Ltd.		工程號: J852 地盤名稱: 亞皆老街	計算: wsh 核對:	日期: 2020/12/22 日期:	送呈: <b>考考團</b> 副本:							
BM編號:		項目類別: 大樓鋁板項目(層間)地盤用鐵件		修改:	總重量(kg): 37232.8							
序號	修改標示	配件圖號	物料編號	配件名稱	顏色	實用	後備	總數	單位 件	單件重量	總重量	備註
										KG		
1		J852-ACA-UN-B001	T1-UN-B001	鐵巴+鐵角組裝	熱浸鋅	112	0	112	件	19.583	2193.296	
2		J852-ACA-UN-B001	T2-UN-B001	鐵巴+鐵角組裝	熱浸鋅	116	0	116	件	19.583	2271.628	
3		J852-ACA-UN-B001	T3-UN-B001	鐵巴+鐵角組裝	熱浸鋅	112	0	112	件	19.583	2193.296	
4		J852-ACA-UN-B002	T1-UN-B002	鐵巴+鐵角組裝	熱浸鋅	26	0	26	件	20.913	543.738	
5		J852-ACA-UN-B002	T2-UN-B002	鐵巴+鐵角組裝	熱浸鋅	26	0	26	件	20.913	543.738	
6		J852-ACA-UN-B002	T3-UN-B002	鐵巴+鐵角組裝	熱浸鋅	26	0	26	件	20.913	543.738	
7		J852-ACA-UN-B011	T1-UN-B011	鐵巴+鐵角組裝	熱浸鋅	18	0	18	件	20.248	364.464	
8		J852-ACA-UN-B011	T2-UN-B011	鐵巴+鐵角組裝	熱浸鋅	20	0	20	件	20.248	404.960	
9		J852-ACA-UN-B011	T3-UN-B011	鐵巴+鐵角組裝	熱浸鋅	18	0	18	件	20.248	364.464	
10		J852-ACA-UN-B012	T1-UN-B012	鐵巴+鐵角組裝	熱浸鋅	1	0	1	件	19.103	19.103	
11		J852-ACA-UN-B012	T2-UN-B012	鐵巴+鐵角組裝	熱浸鋅	2	0	2	件	19.103	38.206	
12		J852-ACA-UN-B012	T3-UN-B012	鐵巴+鐵角組裝	熱浸鋅	1	0	1	件	19.103	19.103	
13		J852-ACA-UN-B013	T1-UN-B013	鐵巴+鐵角組裝	熱浸鋅	1	0	1	件	22.790	22.790	
14		J852-ACA-UN-B013	T2-UN-B013	鐵巴+鐵角組裝	熱浸鋅	2	0	2	件	22.790	45.580	
15		J852-ACA-UN-B013	T3-UN-B013	鐵巴+鐵角組裝	熱浸鋅	1	0	1	件	22.790	22.790	
16		J852-ACA-UN-B014	T1-UN-B014	鐵巴+鐵角組裝	熱浸鋅	5	0	5	件	16.016	80.078	
17		J852-ACA-UN-B014	T2-UN-B014	鐵巴+鐵角組裝	熱浸鋅	4	0	4	件	16.016	64.062	
18		J852-ACA-UN-B014	T3-UN-B014	鐵巴+鐵角組裝	熱浸鋅	5	0	5	件	16.016	80.078	
19		J852-ACA-UN-B015	T1-UN-B015	鐵巴+鐵角組裝	熱浸鋅	5	0	5	件	17.441	87.203	
20		J852-ACA-UN-B015	T2-UN-B015	鐵巴+鐵角組裝	熱浸鋅	4	0	4	件	17.441	69.762	
21		J852-ACA-UN-B015	T3-UN-B015	鐵巴+鐵角組裝	熱浸鋅	5	0	5	件	17.441	87.203	
22		J852-ACA-UN-B016	T1-UN-B016	鐵巴+鐵角組裝	熱浸鋅	2	0	2	件	21.578	43.156	
23		J852-ACA-UN-B016	T2-UN-B016	鐵巴+鐵角組裝	熱浸鋅	2	0	2	件	21.578	43.156	
24		J852-ACA-UN-B016	T3-UN-B016	鐵巴+鐵角組裝	熱浸鋅	2	0	2	件	21.578	43.156	
25		J852-ACA-UN-B017	T1-UN-B017	鐵巴+鐵角組裝	熱浸鋅	1	0	1	件	30.540	30.540	
26		J852-ACA-UN-B017	T2-UN-B017	鐵巴+鐵角組裝	熱浸鋅	1	0	1	件	30.540	30.540	

 美特鋁質有限公司 MIDI Aluminium Fabricator Ltd.		工程號: J852 地盤名稱: 亞皆老街	計算: wsh 核對:	日期: 2020/12/22 日期:	送呈: 副本:							
BM編號:		項目類別: 大樓鋁板項目(層間)地盤用鐵件		修改:	總重量(kg): 37232.8							
序號	修改標示	配件圖號	物料編號	配件名稱	顏色	實用	後備	總數	單位 件	單件重量	總重量	備註
										KG		
27		J852-ACA-UN-B017	T3-UN-B017	鐵巴+鐵角組裝	熱浸鋅	1	0	1	件	30.540	30.540	
28		J852-ACA-UN-B018	T1-UN-B018	鐵巴+鐵角組裝	熱浸鋅	1	0	1	件	31.965	31.965	
29		J852-ACA-UN-B018	T2-UN-B018	鐵巴+鐵角組裝	熱浸鋅	1	0	1	件	31.965	31.965	
30		J852-ACA-UN-B018	T3-UN-B018	鐵巴+鐵角組裝	熱浸鋅	1	0	1	件	31.965	31.965	
31		J852-ACA-UN-B019	T1-UN-B019	鐵巴+鐵角組裝	熱浸鋅	2	0	2	件	29.828	59.655	
32		J852-ACA-UN-B019	T2-UN-B019	鐵巴+鐵角組裝	熱浸鋅	2	0	2	件	29.828	59.655	
33		J852-ACA-UN-B019	T3-UN-B019	鐵巴+鐵角組裝	熱浸鋅	2	0	2	件	29.828	59.655	
34		J852-ACA-UN-B020	T1-UN-B020	鐵巴+鐵角組裝	熱浸鋅	2	0	2	件	31.253	62.505	
35		J852-ACA-UN-B020	T2-UN-B020	鐵巴+鐵角組裝	熱浸鋅	2	0	2	件	31.253	62.505	
36		J852-ACA-UN-B020	T3-UN-B020	鐵巴+鐵角組裝	熱浸鋅	2	0	2	件	31.253	62.505	
37		J852-ACA-UN-B021	T1-UN-B021	鐵巴+鐵角組裝	熱浸鋅	6	0	6	件	20.866	125.193	
38		J852-ACA-UN-B021	T2-UN-B021	鐵巴+鐵角組裝	熱浸鋅	8	0	8	件	20.866	166.924	
39		J852-ACA-UN-B021	T3-UN-B021	鐵巴+鐵角組裝	熱浸鋅	6	0	6	件	20.866	125.193	
40		J852-ACA-UN-B022	T1-UN-B022	鐵巴+鐵角組裝	熱浸鋅	1	0	1	件	21.716	21.716	
41		J852-ACA-UN-B022	T2-UN-B022	鐵巴+鐵角組裝	熱浸鋅	2	0	2	件	21.716	43.431	
42		J852-ACA-UN-B022	T3-UN-B022	鐵巴+鐵角組裝	熱浸鋅	1	0	1	件	21.716	21.716	
43		J852-ACA-UN-B023	T1-UN-B023	鐵巴+鐵角組裝	熱浸鋅	1	0	1	件	23.141	23.141	
44		J852-ACA-UN-B023	T2-UN-B023	鐵巴+鐵角組裝	熱浸鋅	2	0	2	件	23.141	46.281	
45		J852-ACA-UN-B023	T3-UN-B023	鐵巴+鐵角組裝	熱浸鋅	1	0	1	件	23.141	23.141	
46		J852-ACA-UN-B024	T1-UN-B024	鐵巴+鐵角組裝	熱浸鋅	2	0	2	件	70.178	140.355	
47		J852-ACA-UN-B024	T3-UN-B024	鐵巴+鐵角組裝	熱浸鋅	2	0	2	件	70.178	140.355	
48		J852-ACA-UN-B025	T1-UN-B025	鐵巴+鐵角組裝	熱浸鋅	2	0	2	件	20.509	41.019	
49		J852-ACA-UN-B025	T3-UN-B025	鐵巴+鐵角組裝	熱浸鋅	2	0	2	件	20.509	41.019	
50		J852-ACA-UN-B026	T1-UN-B026	鐵巴+鐵角組裝	熱浸鋅	1	0	1	件	33.224	33.224	
51		J852-ACA-UN-B026	T3-UN-B026	鐵巴+鐵角組裝	熱浸鋅	1	0	1	件	33.224	33.224	
52		J852-ACA-UN-B027	T1-UN-B027	鐵巴+鐵角組裝	熱浸鋅	8	0	8	件	20.486	163.884	

 美特鋁質有限公司 MIDI Aluminium Fabricator Ltd.		工程號： J852 地盤名稱： 亞皆老街	計算： wsh 核對：	日期： 2020/12/22 日期：	送呈： 副本：							
BM編號：		項目類別： 大樓鋁板項目(層間)地盤用鐵件		修改：	總重量(kg): 37232.8							
序號	修改標示	配件圖號	物料編號	配件名稱	顏色	實用	後備	總數	單位 件	單件重量 KG	總重量	備註
53		J852-ACA-UN-B027	T3-UN-B027	鐵巴+鐵角組裝	熱浸鋅	8	0	8	件	20.486	163.884	
54		J852-ACA-UN-B028	T1-UN-B028	鐵巴+鐵角組裝	熱浸鋅	8	0	8	件	19.821	158.564	
55		J852-ACA-UN-B028	T3-UN-B028	鐵巴+鐵角組裝	熱浸鋅	8	0	8	件	19.821	158.564	
56		J852-ACA-UN-B029	T1-UN-B029	鐵巴+鐵角組裝	熱浸鋅	4	0	4	件	10.582	42.328	
57		J852-ACA-UN-B029	T3-UN-B029	鐵巴+鐵角組裝	熱浸鋅	4	0	4	件	10.582	42.328	
58		J852-ACA-UN-B030	T1-UN-B030	鐵巴+鐵角組裝	熱浸鋅	4	0	4	件	12.007	48.028	
59		J852-ACA-UN-B030	T3-UN-B030	鐵巴+鐵角組裝	熱浸鋅	4	0	4	件	12.007	48.028	
60		J852-ACA-UN-B101	T1-UN-B101	鐵通+鐵角組裝	熱浸鋅	13	0	13	件	90.122	1171.592	
61		J852-ACA-UN-B101	T2-UN-B101	鐵通+鐵角組裝	熱浸鋅	26	0	26	件	90.122	2343.183	
62		J852-ACA-UN-B101	T3-UN-B101	鐵通+鐵角組裝	熱浸鋅	13	0	13	件	90.122	1171.592	
63		J852-ACA-UN-B102	T1-UN-B102	鐵通+鐵角組裝	熱浸鋅	13	0	13	件	68.503	890.545	
64		J852-ACA-UN-B102	T3-UN-B102	鐵通+鐵角組裝	熱浸鋅	13	0	13	件	68.503	890.545	
65		J852-ACA-UN-B103	T1-UN-B103	鐵通+鐵角組裝	熱浸鋅	13	0	13	件	120.796	1570.351	
66		J852-ACA-UN-B103	T2-UN-B103	鐵通+鐵角組裝	熱浸鋅	13	0	13	件	120.796	1570.351	
67		J852-ACA-UN-B103	T3-UN-B103	鐵通+鐵角組裝	熱浸鋅	13	0	13	件	120.796	1570.351	
68		J852-ACA-UN-B104	T1-UN-B104	鐵通+鐵角組裝	熱浸鋅	16	0	16	件	126.483	2023.734	
69		J852-ACA-UN-B104	T2-UN-B104	鐵通+鐵角組裝	熱浸鋅	6	0	6	件	126.483	758.900	
70		J852-ACA-UN-B104	T3-UN-B104	鐵通+鐵角組裝	熱浸鋅	16	0	16	件	126.483	2023.734	
71		J852-ACA-UN-B105	T1-UN-B105	鐵通+鐵角組裝	熱浸鋅	13	0	13	件	101.553	1320.191	
72		J852-ACA-UN-B105	T2-UN-B105	鐵通+鐵角組裝	熱浸鋅	26	0	26	件	101.553	2640.381	
73		J852-ACA-UN-B105	T3-UN-B105	鐵通+鐵角組裝	熱浸鋅	13	0	13	件	101.553	1320.191	
74		J852-ACA-UN-B106	T1-UN-B106	鐵通+鐵角組裝	熱浸鋅	4	0	4	件	61.537	246.148	
75		J852-ACA-UN-B106	T2-UN-B106	鐵通+鐵角組裝	熱浸鋅	4	0	4	件	61.537	246.148	
76		J852-ACA-UN-B106	T3-UN-B106	鐵通+鐵角組裝	熱浸鋅	4	0	4	件	61.537	246.148	
77		J852-ACA-UN-B107	T1-UN-B107	鐵通+鐵角組裝	熱浸鋅	4	0	4	件	46.440	185.760	
78		J852-ACA-UN-B107	T3-UN-B107	鐵通+鐵角組裝	熱浸鋅	4	0	4	件	46.440	185.760	

 美特鋁質有限公司 MIDI Aluminium Fabricator Ltd.		工程號： J852 地盤名稱： 亞皆老街	計算： wsh 核對：	日期： 2020/12/22 日期：	送呈： 副本：							
BM編號：		項目類別： 大樓鋁板項目（層間）地盤用鐵件		修改：	總重量(kg): 37232.8							
序號	修改標示	配件圖號	物料編號	配件名稱	顏色	實用	後備	總數	單位 件	單件重量	總重量	備註
										KG		
79		J852-ACA-UN-B108	T1-UN-B108	鐵通+鐵角組裝	热浸锌	1	0	1	件	41.483	41.483	
80		J852-ACA-UN-B108	T3-UN-B108	鐵通+鐵角組裝	热浸锌	1	0	1	件	41.483	41.483	
81		J852-ACA-UN-B109	T1-UN-B109	鐵通+鐵角組裝	热浸锌	1	0	1	件	162.689	162.689	
82		J852-ACA-UN-B109	T3-UN-B109	鐵通+鐵角組裝	热浸锌	1	0	1	件	162.689	162.689	
83		J852-ACA-UN-B110	T1-UN-B110	鐵通+鐵角組裝	热浸锌	1	0	1	件	44.026	44.026	
84		J852-ACA-UN-B110	T3-UN-B110	鐵通+鐵角組裝	热浸锌	1	0	1	件	44.026	44.026	
85		J852-ACA-UN-B111	T1-UN-B111	鐵通+鐵角組裝	热浸锌	1	0	1	件	125.025	125.025	
86		J852-ACA-UN-B111	T3-UN-B111	鐵通+鐵角組裝	热浸锌	1	0	1	件	125.025	125.025	
87		J852-ACA-BK-B101	T1-BK-B101	75*50*8鐵碼	热浸锌	456	0	456	件	1.109	505.476	
88		J852-ACA-BK-B101	T2-BK-B101	75*50*8鐵碼	热浸锌	456	0	456	件	1.109	505.476	
89		J852-ACA-BK-B101	T2-BK-B101	75*50*8鐵碼	热浸锌	456	0	456	件	1.109	505.476	
								總計	2223	件	37232.8	