



工程指示 / 要求簡箋(E.I.)

工程指示編號：EI / 9720 / 18

修改版次：H

工程編號：J - 837

工程名稱：觀塘裕民坊

工程項目：幕牆 Glass Cladding 拆圖(5th 大圖)

收件人：生統

發件人：Eric Liu

日期：21/06/2019

□要求提供 / □確認 事項：

- | | | |
|------------------------------------|-------------------------------------|-------------------------------|
| <input type="checkbox"/> 初步鋁料 B.M. | <input type="checkbox"/> 加工拆圖，然後生產 | <input type="checkbox"/> 尺寸表 |
| <input type="checkbox"/> 正式鋁料 B.M. | <input type="checkbox"/> 技術上資料 / 指示 | <input type="checkbox"/> 報價 |
| <input type="checkbox"/> 配件 B.M. | <input type="checkbox"/> 樣辦或貨品說明書 | <input type="checkbox"/> 分判合約 |
| <input type="checkbox"/> 其他：_____ | | |

內容：

H 版:提供第 5 份最新大圖，請覆核拆圖**請盡快提供拆圖，包括以下內容:****1. 鐵件 2. 玻璃 3. 鋁料 4. 配件****謝謝！**請在 **2019/06/26** 前完成上列要求。

附：52 頁+ CAD

以上項目為:

- | | | |
|---------------------------------|--------------------------------------|--------------------------------|
| <input type="checkbox"/> 原合約工程包 | <input type="checkbox"/> 原合約工程加 / 減賬 | <input type="checkbox"/> 新工程報價 |
|---------------------------------|--------------------------------------|--------------------------------|

原因：-

分發東莞各部門：

- | | | | | |
|--------------------------------------|--|--|--|-------------------------------------|
| <input type="checkbox"/> 生產技術總監 □連附件 | <input checked="" type="checkbox"/> 技術部 <input checked="" type="checkbox"/> 連附件 林 | <input type="checkbox"/> 生產部 | <input type="checkbox"/> 連附件 | <input type="checkbox"/> 機械設計部 □連附件 |
| <input type="checkbox"/> 採購部 | <input type="checkbox"/> 連附件 | <input checked="" type="checkbox"/> 生產統籌部 <input checked="" type="checkbox"/> 連附件 梅 | | |
| <input type="checkbox"/> 質檢部 | <input type="checkbox"/> 連附件 | <input type="checkbox"/> 會計部 | <input type="checkbox"/> 連附件 | <input type="checkbox"/> 報關組 |
| 分發其他分判： | | <input type="checkbox"/> 連附件 | <input type="checkbox"/> 其他 楊榮輝 | <input type="checkbox"/> 連附件 |
| <input type="checkbox"/> 王禮秋 | | <input type="checkbox"/> 連附件 | | |

分發香港各部門：

- | | | | | |
|-----------------------------------|-----------------------------------|-----------------------------------|-----------------------------------|--|
| <input type="checkbox"/> 行政部 □連附件 | <input type="checkbox"/> 會計部 □連附件 | <input type="checkbox"/> 統籌部 □連附件 | <input type="checkbox"/> 工程部地盤科文 | <input type="checkbox"/> 連附件 |
| <input type="checkbox"/> 採購部 □連附件 | <input type="checkbox"/> QS 部 | <input type="checkbox"/> 連附件 | <input type="checkbox"/> 維修部 □連附件 | <input type="checkbox"/> 其他 _____ □連附件 |

傳遞編號：

發件人簽署：

HK1435 /19

項目經理簽署：

PROJECT :

**URA KWUN TONG TOWN CENTRE
REDEVELOPMENT (AREA 2 & 3) AT NKIL 6514, KWUN TONG, KWLOON**

5

TITLE : SHOPDRAWING SUBMISSION DRAWINGS
OF GLASS CLADDING

DATE: 17 - JUN - 2019

DRAWING SUBMISSION REGISTER

PROJECT : URA KWUN TONG TOWN CENTRE REDEVELOPMENT (AREA 2 & 3) AT NKIL 6514, KWUN TONG, KWLOON	DATE OF ISSUE					SUBMISSION STATE (FOR B.D / A.S.D)			SUBMISSION STATE (FOR CLIENT / CONSULTANT)			SUBMISSION STATE (FOR ARCHITECT)			FABRICATION / CONSTRUCTION STATE						
	ISSUE	01	02	03	04	05	AP - APPROVED			AP - APPROVED			AP - APPROVED			ISSUE TO CHINA OFFICE		ISSUE TO SITE		ISSUE TO SUB-CONTRACTOR	
	DAY	04	13	17	02	15	AC - APPROVED SUB. TO CONDITION			AC - APPROVED SUB. TO CONDITION			AC - APPROVED SUB. TO CONDITION								
	MONTH	09	10	11	03	06	NA - NOT APPROVED			NA - NOT APPROVED			NA - NOT APPROVED								
	YEAR	18	18	18	19	19															
DRAWING TITLE	DWG. NO.	REVISIONS					COMMENT DATE	REV.	STATE	COMMENT DATE	REV.	STATE	COMMENT DATE	REV.	STATE	REV.	DATE	REV.	DATE	REV.	DATE
COVERPAGE	J837-GC-CP01	-	A	B	C	D															
DRAWING SUBMISSION REGISTER	J837-GC-DR01	-	A	B	C	D															
DRAWING SUBMISSION REGISTER	J837-GC-DR02					A															
GENERAL NOTES OF GLASS CLADDING	J837-GC-GN01	-	A	B	B	C															
SECTION PROPERTIES OF GLASS CLADDING	J837-GC-ML01	-	A	B	B	C															
SECTION PROPERTIES OF GLASS CLADDING	J837-GC-ML02					A	B														
SECTION PROPERTIES OF GLASS CLADDING	J837-GC-ML03																				
PART ELEVATION OF GLASS CLADDING	J837-GC-2101	-	A	B	C	D															
PART ELEVATION OF GLASS CLADDING	J837-GC-2102	-	A	B	C	C															
PART ELEVATION OF GLASS CLADDING	J837-GC-2201	-	A	B	C	D															
PART ELEVATION OF GLASS CLADDING	J837-GC-2202	-	A	B	C	C															
PART ELEVATION OF GLASS CLADDING	J837-GC-2301	-	A	B	C	D															
PART ELEVATION OF GLASS CLADDING	J837-GC-2501	-	A	B	C	D															
PART ELEVATION OF GLASS CLADDING	J837-GC-2502	-	A	B	C	D															
TYPICAL SECTION OF GLASS CLADDING	J837-GC-2601	-		A	B	B															
TYPICAL SECTION OF GLASS CLADDING	J837-GC-2602																				
6TH FLOOR FULL LAYOUT PLAN AT TOWER 1	J837-GC-3101	-		A	B	B															
TYPICAL FLOOR FULL LAYOUT PLAN AT TOWER 1	J837-GC-3102	-		A	B	B															
50TH FLOOR PLAN FULL LAYOUT PLAN AT TOWER 1	J837-GC-3103	-		A	B	B															
ROOF FLOOR FULL LAYOUT PLAN AT TOWER 1	J837-GC-3104	-		A	B	B															
6TH FLOOR FULL LAYOUT PLAN AT TOWER 2	J837-GC-3201	-		A	B	B															
TYPICAL FLOOR FULL LAYOUT PLAN AT TOWER 2	J837-GC-3202	-		A	B	B															
55TH FLOOR PLAN FULL LAYOUT PLAN AT TOWER 2	J837-GC-3203	-		A	B	B															
ROOF FLOOR FULL LAYOUT PLAN AT TOWER 2	J837-GC-3204	-		A	B	B															
6TH FLOOR FULL LAYOUT PLAN AT TOWER 3	J837-GC-3301	-		A	A	A															
TYPICAL FLOOR FULL LAYOUT PLAN AT TOWER 3	J837-GC-3302	-		A	A	A															
52ND FLOOR FULL LAYOUT PLAN AT TOWER 3	J837-GC-3303	-		A	A	B															
ROOF FLOOR FULL LAYOUT PLAN AT TOWER 3	J837-GC-3304	-		A	A	B															
6TH FLOOR FULL LAYOUT PLAN AT TOWER 5	J837-GC-3501	-		A	B	B															
TYPICAL FLOOR FULL LAYOUT PLAN AT TOWER 5	J837-GC-3502	-		A	B	B															
TYPICAL FLOOR FULL LAYOUT PLAN AT TOWER 5	J837-GC-3503	-		A	B	B															
51ST FLOOR FULL LAYOUT PLAN AT TOWER 5	J837-GC-3504	-		A	B	B															
ROOF FLOOR FULL LAYOUT PLAN AT TOWER 5	J837-GC-3505	-		A	A	A															
TYPICAL MULLION DETAIL FOR GLASS CLADDING	J837-GC-5001	-		A	B	C															
TYPICAL MULLION DETAIL FOR GLASS CLADDING	J837-GC-5002	-		A	B	C															
TYPICAL MULLION DETAIL FOR GLASS CLADDING	J837-GC-5003	-	A	B	B	C															
TYPICAL MULLION DETAIL FOR GLASS CLADDING	J837-GC-5004	-	A	B	B	C															
TYPICAL MULLION DETAIL FOR GLASS CLADDING	J837-GC-5005	-		A	A	B															
TYPICAL MULLION DETAIL FOR GLASS CLADDING	J837-GC-5006	-		A	B	B															
TYPICAL MULLION DETAIL FOR GLASS CLADDING	J837-GC-5007	-			A	B															
TYPICAL MULLION DETAIL FOR GLASS CLADDING	J837-GC-5008	-			A	B															
TOTAL PAGES : (INCLUDING COVERPAGE AND DRAWING SUBMISSION REGISTER)					41	41															

IN-HOUSE DESIGN CHECKER



美特鋁質有限公司
MIDI ALUMINIUM FABRICATOR LTD.

Units 6-8, Sunray Industrial Centre, 1/F
610 Cha Kwo Ling Road, Kowloon
Tel: 23489211-4 Fax: (852) 27727666

DWG NO. : J837-GC-DR01 REV. : D

GENERAL NOTES FOR GLASS CLADDING

1. DESIGN CODES :
- BUILDING (CONSTRUCTION) REGULATIONS , 1990 HONG KONG
 - CODE OF PRACTICE FOR THE STRUCTURAL USE OF STEEL , 2011 HONG KONG
 - CODE OF PRACTICE FOR THE STRUCTURAL USE OF CONCRETE, 2013 HONG KONG
 - CODE OF PRACTICE ON WIND EFFECTS IN HONG KONG 2004.
 - BS 8118 - THE STRUCTURAL USE OF ALUMINIUM , PART 1 - 1991. (PARTIAL LOAD FACTOR OF 1.4 FOR WIND LOAD)
 - BS 6262 - CODE OF PRACTICE FOR GLAZING OF BUILDING - 2005.
 - BS EN 10088: 2005 STAINLESS STEELS.
 - ALL RELEVANT CODES AND STANDARDS AS PER PROJECT TECHNICAL SPECIFICATIONS.
 - CODE OF PRACTICE FOR DEAD AND IMPOSED LOAD 2011

2. DESIGN LOADS :
- WIND LOAD :
HEIGHT ABOVE GROUND LEVEL = 188.42mPD - 8.58mPD = 179.84m
DESIGN WIND PRESSURE FOR GLASS CLADDING
BASE WIND LOAD: 3.14 KPa
DESIGN WIND LOAD (Cp = +1.0/-1.4): 3.14 x (Cp = +1.0) = 3.14 KPa (FOR INWARD)
3.14 x (Cp = -1.4) = -4.396 KPa (FOR OUTWARD)
 - DEAD LOAD :
GLASS WEIGHT: 26 kN/m²
STEEL WEIGHT: 77 kN/m²
ALUM. WEIGHT: 27.2 kN/m²

3. GLASS :
- FACIAL GLASS FOR GLASS CLADDING USED TO BE :
i) G4 : 8 mm THK. BLUE TINTED HEAT STRENGTHENED GLASS WITH BACK PAN (MAX SIZE 2250x700W)
ii) G5 : 8 mm THK. BLUE TINTED TEMPERED GLASS (MAX SIZE 2250x1370W)
 - FULL TEMPERED GLASS TO BE 100% HEAT SOAK TESTED IN ACCORDANCE WITH BS EN 14179-1:2005 AND PMAP APP 37.
 - DESIGN OF GLASS SHALL COMPLY TO B.S. 6262 , 2005. :
-ALLOWABLE BENDING STRENGTH (TEMPERED) = 50 N/mm²
-ALLOWABLE BENDING STRENGTH (HEAT STRENGTHENED) = 25 N/mm²
-YOUNG'S MODULUS = 70,000 N/mm²
-DENSITY = 26 kN/m³
 - GLASS MATERIALS SHALL COMPLY TO BS 952:1995
 - ALL GLASS UNDER 1.1m ABOVE F.F.L. SHALL BE COMPLY IMPACT TEST TO BS 6206 CLASS A.
 - RESIDUAL SURFACE COMPRESSION FOR TEMPERED GLASS TO BE NOT LESS THAN 69 MPa.

4. ALUMINIUM ALLOY :
- ALUMINIUM SHEET :
ALL ALUMINIUM SHEET TO BE ALLOY 3003-H14 TO ALUMINIUM DESIGN MANUAL: BS EN485-2:2008
0.2% PROOF (YIELD) STRENGTH = 125 MPa
MINIMUM ULTIMATE TENSILE STRESS = 145 MPa
MODULUS OF ELASTICITY (E) = 70000 MPa.
 - ALUMINIUM EXTRUSION : IN ACCORDANCE WITH DESIGN CODE BS: 8118-1:1991, COMPLY TO BS EN 755-2, 2008
i) ALUMINIUM EXTRUSION - TO BE ALLOY 6063-T5
0.2% PROOF STRENGTH = 110 MPa
MINIMUM TENSILE STRENGTH = 130 MPa
MODULUS OF ELASTICITY = 70000 MPa.
ii) ALUMINIUM EXTRUSION - TO BE ALLOY 6063-T6
0.2% PROOF STRENGTH = 160 MPa
MINIMUM TENSILE STRENGTH = 175 MPa
MODULUS OF ELASTICITY = 70000 MPa.

5. STEEL :
- ALL STEEL MEMBERS SHALL MEET THE MINIMUM REQUIREMENTS OF BS EN10025 S275 J0 AND CLASS 1 TO C.O.P. FOR THE STRUCTURAL USE OF STEEL 2011.
 - SURFACE TREATMENT SHALL BE HOT-DIP GALVANIZED COMPLIED WITH BS EN ISO 1461, 2009.
(MIN. THICKNESS = 85 MICRONS)
FOR THICKNESS "t" : t ≤ 16mm (GRADE S275) FOR THICKNESS "t" : 16mm < t ≤ 40mm (GRADE S275)
YOUNG'S MODULUS 205,000 N/mm² YOUNG'S MODULUS 205,000 N/mm²
DENSITY 77 kN/m³ DENSITY 77 kN/m³
YIELD STRENGTH 275 N/mm² YIELD STRENGTH 265 N/mm²
TENSILE STRENGTH 275 N/mm² TENSILE STRENGTH 265 N/mm²
BENDING STRENGTH 275 N/mm² BENDING STRENGTH 265 N/mm²
SHEAR STRENGTH 158.8 N/mm² SHEAR STRENGTH 153 N/mm²

6. WELDING :
- ALL WELDS SHALL COMPLY TO BS EN 1011 & BS EN 440 OR EQUIVALENT TO HKSC 2011.
DESIGN STRENGTH 220 N/mm²
 - UNLESS OTHERWISE INDICATED, ALL WELDS SHALL BE 5mm THICK FILLET WELD.
 - ALL WELDING SHALL BE ELECTRODE PERFORMED BY QUALIFIED WELDERS, TO BE COMPLY WITH BS EN 1011.
 - ALL SITE WELDS SHALL BE RECEIVED 2 COATS OF ZINC CHROMATE PRIMER.

7. SILICONE SEALANT :
- " DOW SIL - 791 " TO BE USED AS WEATHER SEALED & CAULKING SEALANT.
 - " DOW CORNING - 983 " TO BE USED AS STRUCTURAL GLAZING SEALANT.
(ALLOWABLE STRENGTH = 137.8 kPa) (BD REF. NO. BD-SS001)
UNLESS OTHERWISE INDICATED , ALL STRUCTURAL SEALANT BITE SHALL BE MIN. 15mm.

8. GASKET & SETTING BLOCK :
- ALL GASKET USED SHALL BE DENSE EXTRUDED SANTOPRENE WITH A HARDNESS OF 60±5.
 - SETTING BLOCKS SHALL BE DENSE EXTRUDED SANTOPRENE WITH A HARDNESS OF 85±5
DUROMETER SHORE A , A MIN. LENGTH OF 120 mm & A MIN. WIDTH CORRESPONDING TO THE GLASS THICKNESS & LOCATED AT GLASS 1/8 POINTS.

9. FASTENERS
ALL FASTENERS, BOLTS & NUTS SHALL BE STAINLESS STEEL GRADE A4-70 COMPLYING WITH BS EN ISO 3506.
FOR GRADE A4-70
MINIMUM YIELD STRENGTH, Ysb = 450 MPa
ULTIMATE TENSILE STRENGTH, Usb = 700 MPa
SHEAR STRENGTH, Psb = 311 MPa
TENSILE STRENGTH, Ptb = 450 MPa
BEARING STRENGTH, Pbb = 828 MPa
UNLESS OTHER SPECIFIED, ALL SCREWS SHALL BE M6 AT 300 C/C GRADE A4-70 STAINLESS STEEL COMPLIED WITH BS EN ISO 3506.(FOR NON-EXPOSED AREA)

10. ISOLATION FOR METALS
ALUMINIUM / STEEL CONTACTED SURFACE SHALL BE ISOLATED WITH PVC SHEET & STEEL / CONCRETE INTERFACE SHALL BE APPLIED A LAYER OF BITUMINOUS PAINT FOR PROTECTION AGAINST BI-METALLIC CORROSION.

11. CONCRETE GRADE
CONCRETE STRUCTURE SHOWN IN THE SUBMISSION SHALL BE OF GRADE 35D MINIMUM.

12. ANCHOR BOLT FOR ALUM. CLADDING
ANCHOR BOLT TO BE "HILTI" TYPE, DESIGN AND INSTALLATION TO BE IN ACCORDANCE (FOR CRACKED CONCRETE)

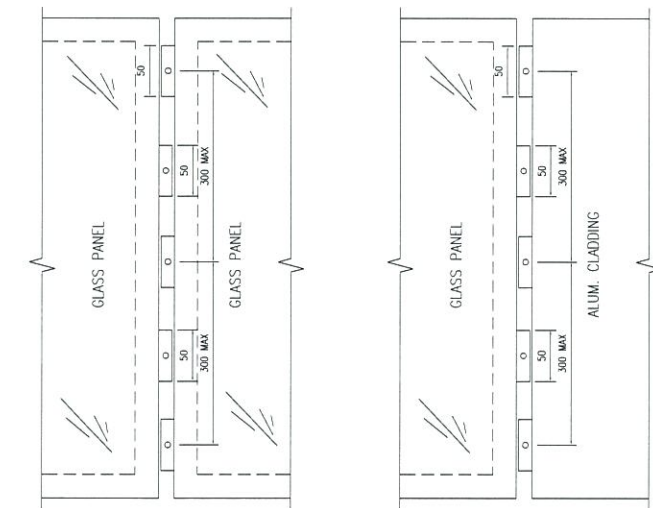
Anchor Type	BD REF NO	Min. embedment depth (mm) into sound concrete	Minimum edge distance in concrete	Minimum spacing in concrete	Recommended Load		Test load 1.5 x recommended tensile load (kN)
					Tensile (kN)	Shear (kN)	
M8 HST3-R	BD-AF151	64	40	50	1.183x2.92=3.47	1.183x5.2=6.15	=1.5x1.183x2.5=4.438
M12 HST3-R	BD-AF151	95	55	60	1.183x4.0=4.732	1.183x10=11.83	=1.5x1.183x4.0=7.098

CONSIDER CONCRETE GRADE FACTOR: $\sqrt{\frac{35}{25}} = 1.183$

13. ALL GLASS CLADDING SHALL BE FIXED AND LIE IN FRONT OF R.C. STRUCTURE ONLY

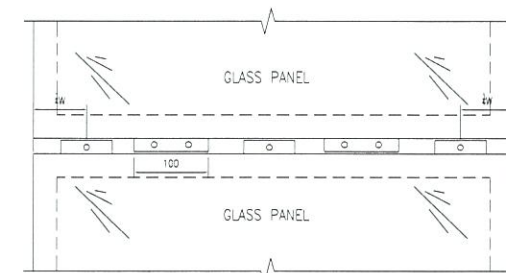
14. CAST-IN EMBED-REBAR TO BE GRADE 500B TO CS2:2012

15. LATEST GBP APPROVAL DATE: 11/07/2017
LATEST FRAMING PLAN APPROVAL DATE: 06/10/2017



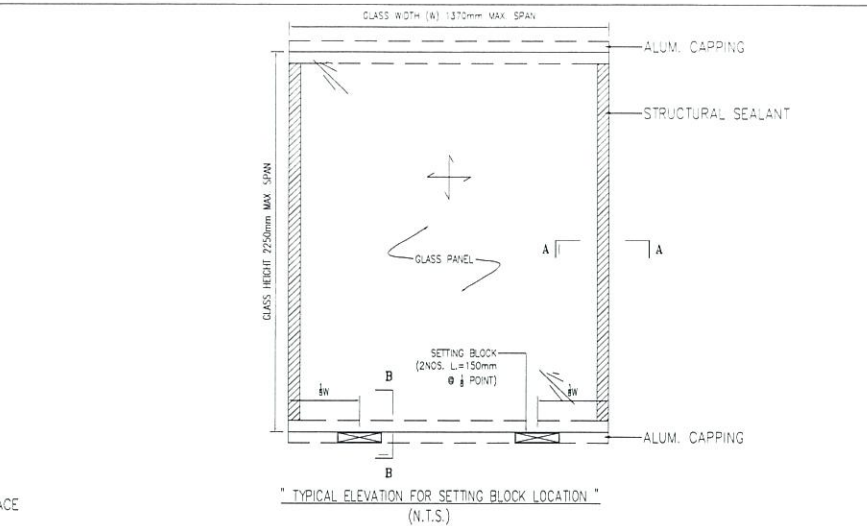
1 CONNECTION DETAIL BTW GLASS PANEL

2 CONNECTION DETAIL BTW GLASS PANEL AND ALUM. CLADDING

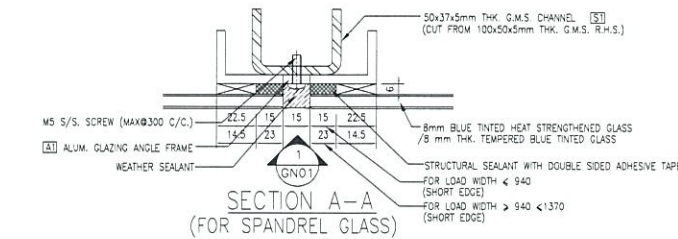


3 CONNECTION DETAIL BTW GLASS PANEL

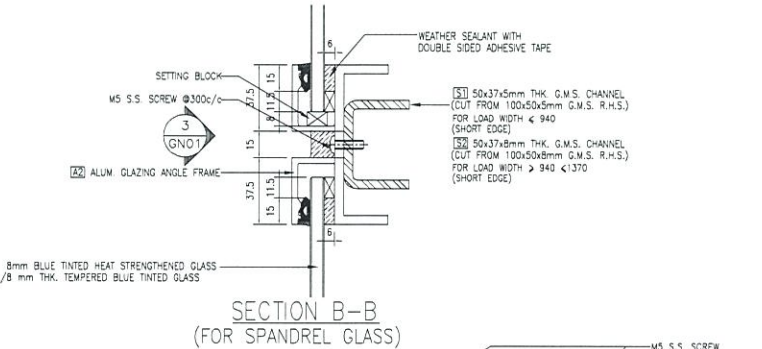
TYPICAL SECTION FOR ALUM. STIFFENER



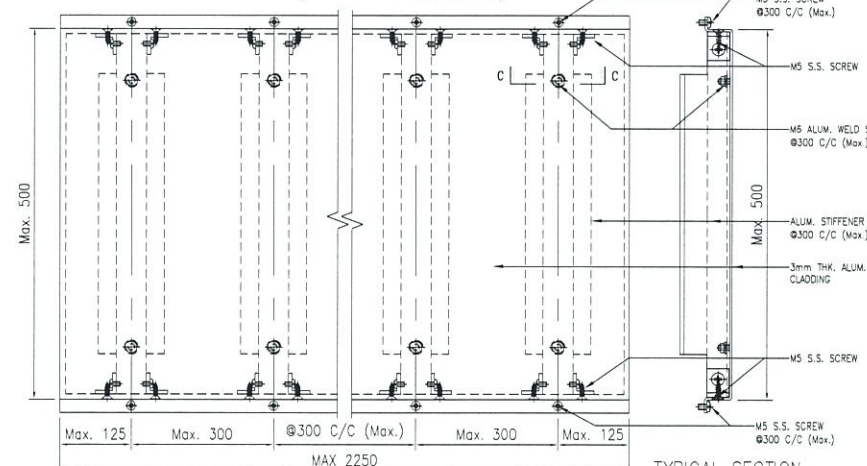
TYPICAL ELEVATION FOR SETTING BLOCK LOCATION (N.T.S.)



SECTION A-A (FOR SPANDREL GLASS)

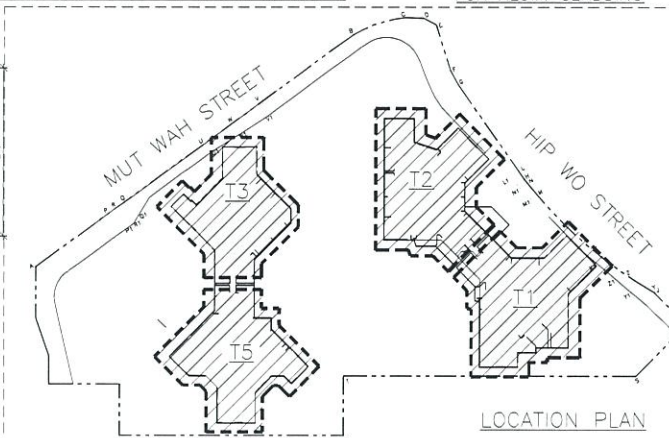


SECTION B-B (FOR SPANDREL GLASS)



TYPICAL SECTION FOR ALUM. CLADDING

TYPICAL ELEVATION FOR ALUM. CLADDING



LOCATION PLAN

B.D. REF :

CLIENT :
信和置業有限公司
Sino Land Company Limited

ARCHITECT :
WONG TUNG & PARTNERS LIMITED
ARCHITECTS & PLANNERS

MAIN CONTRACTOR :
CR Construction Company Limited

STRUCTURAL ENGINEER :
AECOM

FACADE CONSULTANT :
AECOM

NOTE :
1. ALL DIMENSIONS ARE IN mm.
2. ALL ELEVATIONS ARE VIEWED FROM OUTSIDE.
3. ALL DIMENSIONS TO BE VERIFIED ON SITE BEFORE FABRICATION.

LEGEND :
① DETAIL MARK NO.
② REFER SHEET NO.

1. F.F.L. --- FINISHED FLOOR LEVEL
2. S.F.L. --- STRUCTURAL FLOOR LEVEL
3. ⊕ --- REVERSED DETAIL

NO	DATE	REVISED	BY
C	16/6/2019	GENERAL REVISED	
B	17/11/2018	GENERAL REVISED	
A	15/10/2018	GENERAL REVISED	

JOB NO. : J-837

PROJECT :
URA KWUN TONG TOWN CENTRE REDEVELOPMENT (AREA 2 & 3) AT NKIL 6514, KWUN TONG, KWLOON

TITLE :
GENERAL NOTES FOR GLASS CLADDING

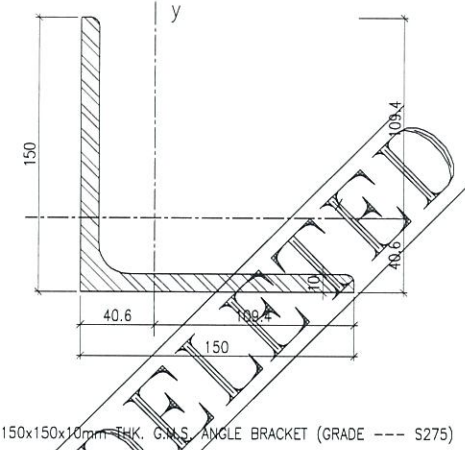
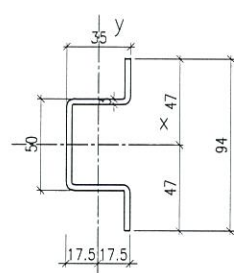
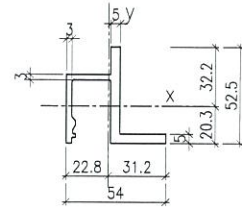
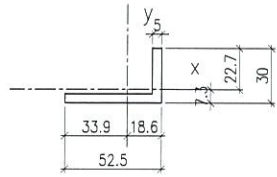
DATE : 13-JUL-18 SCALE : 1:1 (A1)

DRAWN BY : ASING CHECKED BY : -

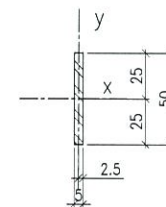
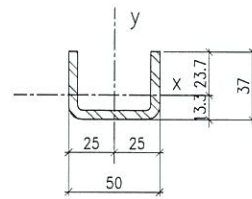
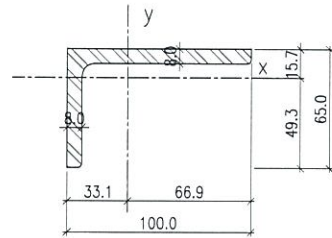
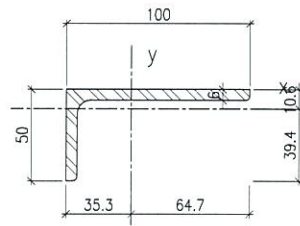
英特鋁質有限公司
MIDI ALUMINIUM FABRICATOR LTD.
Units 6-8, Sunray Industrial Centre, 1/F
610 Cha Kwo Ling Road, Kowloon
Tel: 23489211-4 Fax: (852) 2727666

DWG NO. : JB37-GC-GN01 REV. : C

A1 --- ALUMINIUM GLAZING ANGLE GRADE --- 6063 T6	COATING --- PVF2 COATING	A2 --- ALUMINIUM GLAZING ANGLE GRADE --- 6063 T6	COATING --- PVF2 COATING	3mm THK. ALUM. CHANNEL STIFFENER GRADE --- 3003-H14	COATING --- N/A FINISHED
---	--------------------------	---	--------------------------	--	--------------------------



MASS PROPERTIES (UNIT)	VALUES	MASS PROPERTIES (UNIT)	VALUES	MASS PROPERTIES (UNIT)	VALUES	MASS PROPERTIES (UNIT)	VALUES
Area (mm ²):	387.5	Area (mm ²):	579.0	Area (mm ²):	461.1	Area (mm ²):	2945.0
Perimeter (mm):	165.0	Perimeter (mm):	285.2	Perimeter (mm):	313.4	Perimeter (mm):	589.0
Bounding Box - X (mm):	-33.9 to 18.6	Bounding Box - X (mm):	-22.8 to 31.2	Bounding Box - X (mm):	-17.5 to 17.5	Bounding Box - X (mm):	-40.6 to 109.4
Bounding Box - Y (mm):	-7.3 to 22.7	Bounding Box - Y (mm):	-20.3 to 32.2	Bounding Box - Y (mm):	-47.0 to 47.0	Bounding Box - Y (mm):	-40.6 to 109.4
Centroid - X (mm):	0.0	Centroid - X (mm):	0.0	Centroid - X (mm):	0.0	Centroid - X (mm):	0.0
Centroid - Y (mm):	0.0	Centroid - Y (mm):	0.0	Centroid - Y (mm):	0.0	Centroid - Y (mm):	0.0
Moments of inertia - X (mm ⁴):	26109.7	Moments of inertia - X (mm ⁴):	140880.3	Moments of inertia - X (mm ⁴):	306701.0	Moments of inertia - X (mm ⁴):	6351138.5
Moments of inertia - Y (mm ⁴):	108316.7	Moments of inertia - Y (mm ⁴):	118949.8	Moments of inertia - Y (mm ⁴):	85599.1	Moments of inertia - Y (mm ⁴):	6351138.3
Product of inertia - XY (mm ⁴):	30166.3	Product of inertia - XY (mm ⁴):	-37896.0	Product of inertia - XY (mm ⁴):	0.0	Product of inertia - XY (mm ⁴):	3726890.1
Radii of gyration - X (mm):	8.2	Radii of gyration - X (mm):	15.6	Radii of gyration - X (mm):	25.8	Radii of gyration - X (mm):	46.4
Radii of gyration - Y (mm):	16.7	Radii of gyration - Y (mm):	14.3	Radii of gyration - Y (mm):	13.6	Radii of gyration - Y (mm):	46.4
Principal moments along X-Y (mm ⁴):	16227.9 along [1.0 0.3]	Principal moments along X-Y (mm ⁴):	90464.5 along [0.6 -0.8]	Principal moments along X-Y (mm ⁴):	306701.0 along [1.0 0.0]	Principal moments along X-Y (mm ⁴):	10078028.4 along [0.7 0.7]
Principal moments along Y-X (mm ⁴):	118198.6 along [-0.3 1.0]	Principal moments along Y-X (mm ⁴):	169365.5 along [0.8 0.6]	Principal moments along Y-X (mm ⁴):	85599.1 along [0.0 1.0]	Principal moments along Y-X (mm ⁴):	2624248.3 along [-0.7 0.7]
Elastic Modulus - Zx (mm ³):	I / y-max= 1152.2	Elastic Modulus - Zx (mm ³):	I / y-max= 4369.2	Elastic Modulus - Zx (mm ³):	I / y-max= 6525.6	Elastic Modulus - Zx (mm ³):	I / y-max= 58035.6
Elastic Modulus - Zy (mm ³):	J / x-max= 3194.1	Elastic Modulus - Zy (mm ³):	J / x-max= 3818.1	Elastic Modulus - Zy (mm ³):	J / x-max= 4891.4	Elastic Modulus - Zy (mm ³):	J / x-max= 58035.6



MASS PROPERTIES (UNIT)	VALUES	MASS PROPERTIES (UNIT)	VALUES	MASS PROPERTIES (UNIT)	VALUES	MASS PROPERTIES (UNIT)	VALUES
Area (mm ²):	872.0	Area (mm ²):	1264.0	Area (mm ²):	548.5	Area (mm ²):	250.0
Perimeter (mm):	294.9	Perimeter (mm):	324.9	Perimeter (mm):	229.4	Perimeter (mm):	110.0
Bounding Box - X (mm):	-35.3 to 64.7	Bounding Box - X (mm):	-33.1 to 66.9	Bounding Box - X (mm):	-25.0 to 25.0	Bounding Box - X (mm):	-2.5 to 2.5
Bounding Box - Y (mm):	-39.4 to 10.6	Bounding Box - Y (mm):	-49.3 to 15.7	Bounding Box - Y (mm):	-13.3 to 23.7	Bounding Box - Y (mm):	-25.0 to 25.0
Centroid - X (mm):	0.0	Centroid - X (mm):	0.0	Centroid - X (mm):	0.0	Centroid - X (mm):	0.0
Centroid - Y (mm):	0.0	Centroid - Y (mm):	0.0	Centroid - Y (mm):	0.0	Centroid - Y (mm):	0.0
Moments of inertia - X (mm ⁴):	157189.7	Moments of inertia - X (mm ⁴):	431914.8	Moments of inertia - X (mm ⁴):	72810.4	Moments of inertia - X (mm ⁴):	52082.4
Moments of inertia - Y (mm ⁴):	907790.5	Moments of inertia - Y (mm ⁴):	1283316.8	Moments of inertia - Y (mm ⁴):	202582.1	Moments of inertia - Y (mm ⁴):	520.8
Product of inertia - XY (mm ⁴):	212691.2	Product of inertia - XY (mm ⁴):	-430462.0	Product of inertia - XY (mm ⁴):	0.0	Product of inertia - XY (mm ⁴):	0.0
Radii of gyration - X (mm):	13.4	Radii of gyration - X (mm):	18.5	Radii of gyration - X (mm):	11.5	Radii of gyration - X (mm):	14.4
Radii of gyration - Y (mm):	32.3	Radii of gyration - Y (mm):	31.9	Radii of gyration - Y (mm):	19.2	Radii of gyration - Y (mm):	1.4
Principal moments along X-Y (mm ⁴):	101111.0 along [1.0 0.3]	Principal moments along X-Y (mm ⁴):	252207.8 along [0.9 0.4]	Principal moments along X-Y (mm ⁴):	72810.4 along [1.0 0.0]	Principal moments along X-Y (mm ⁴):	52082.4 along [1.0 0.0]
Principal moments along Y-X (mm ⁴):	963869.2 along [-0.3 1.0]	Principal moments along Y-X (mm ⁴):	1463023.8 along [-0.4 0.9]	Principal moments along Y-X (mm ⁴):	202582.1 along [0.0 1.0]	Principal moments along Y-X (mm ⁴):	520.8 along [0.0 1.0]
Elastic Modulus - Zx (mm ³):	I / y-max= 3984.9	Elastic Modulus - Zx (mm ³):	I / y-max= 8762.4	Elastic Modulus - Zx (mm ³):	I / y-max= 3077.8	Elastic Modulus - Zx (mm ³):	I / y-max= 2083.3
Elastic Modulus - Zy (mm ³):	J / x-max= 14020.5	Elastic Modulus - Zy (mm ³):	J / x-max= 19171.9	Elastic Modulus - Zy (mm ³):	J / x-max= 8103.3	Elastic Modulus - Zy (mm ³):	J / x-max= 8103.3

B.D. REF :

CLIENT :
信和置業有限公司
Sino Land Company Limited

ARCHITECT :
WONG TUNG & PARTNERS LIMITED
ARCHITECTS & PLANNERS

MAIN CONTRACTOR :
CR Construction Company Limited

STRUCTURAL ENGINEER :
AECOM

FACADE CONSULTANT:
AECOM

NOTE :
1. ALL DIMENSIONS ARE IN mm.
2. ALL ELEVATIONS ARE VIEWED FROM OUTSIDE.
3. ALL DIMENSIONS TO BE VERIFIED ON SITE BEFORE FABRICATION.

LEGEND :
① --- DETAIL MARK NO.
①① --- REFER SHEET NO.
1. F.F.L. --- FINISHED FLOOR LEVEL
2. S.F.L. --- STRUCTURAL FLOOR LEVEL
3. Ⓟ --- REVERSED DETAIL

C	27/5/2019	GENERAL REVISED	
B	19/11/2018	GENERAL REVISED	
A	19/10/2018	GENERAL REVISED	
NO.	DATE	REVISED	BY

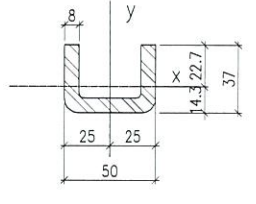
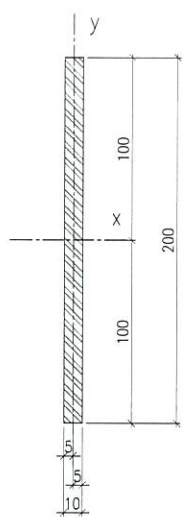
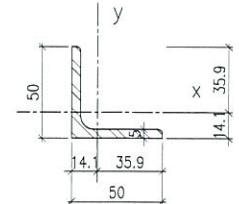
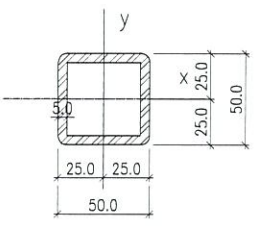
JOB NO. : J-837
PROJECT :
URA KWUN TONG TOWN CENTRE
REDEVELOPMENT (AREA 2 & 3) AT
NKIL 6514, KWUN TONG, KWLOON

TITLE :
DIE LIST
FOR GLASS CLADDING

DATE : 13-JUL-18 SCALE : 1:2 (A1)
DRAWN BY : ASING CHECKED BY : -

美特鋁質有限公司
MIDI ALUMINIUM FABRICATOR LTD.
Units 6-8, Sunray Industrial Centre, 1/F
810 Cha Kwo Ling Road, Kowloon
Tel: 23489211-4 Fax: (852) 27727666

DWG NO. : J837-GC-ML01 REV. : C



50x50x5mm THK. G.M.S. SHS

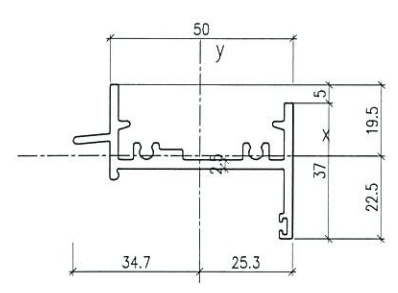
50x50x5mm THK. G.M.S. ANGLE BRACKET (GRADE --- S275)

200x250x10mm THK. G.M.S. PLATE (GRADE --- S275)

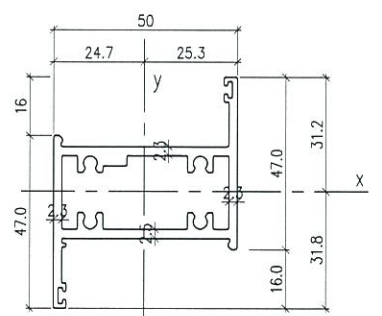
50x37x8mm THK. G.M.S. CHANNEL (GRADE --- S275)
(CUT FROM 100x50x8mm THK. G.M.S. R.H.S.)

MASS PROPERTIES (UNIT)	VALUES	MASS PROPERTIES (UNIT)	VALUES	MASS PROPERTIES (UNIT)	VALUES	MASS PROPERTIES (UNIT)	VALUES
Area (mm ²):	878.5	Area (mm ²):	483.0	Area (mm ²):	2000.0	Area (mm ²):	842.5
Perimeter (mm):	351.4	Perimeter (mm):	194.9	Perimeter (mm):	420.0	Perimeter (mm):	223.4
Bounding Box - X (mm):	-25.0 to 25.0	Bounding Box - X (mm):	-14.1 to 35.9	Bounding Box - X (mm):	-5.0 to 5.0	Bounding Box - X (mm):	-25.0 to 25.0
Bounding Box - Y (mm):	-25.0 to 25.0	Bounding Box - Y (mm):	-14.1 to 35.9	Bounding Box - Y (mm):	-100.0 to 100.0	Bounding Box - Y (mm):	-14.3 to 22.7
Centroid - X (mm):	0.0	Centroid - X (mm):	0.0	Centroid - X (mm):	0.0	Centroid - X (mm):	0.0
Centroid - Y (mm):	0.0	Centroid - Y (mm):	0.0	Centroid - Y (mm):	0.0	Centroid - Y (mm):	0.0
Moments of inertia - X (mm ⁴):	295240.1	Moments of inertia - X (mm ⁴):	111482.9	Moments of inertia - X (mm ⁴):	6666666.7	Moments of inertia - X (mm ⁴):	104479.9
Moments of inertia - Y (mm ⁴):	295240.3	Moments of inertia - Y (mm ⁴):	111484.6	Moments of inertia - Y (mm ⁴):	16666.6	Moments of inertia - Y (mm ⁴):	277975.5
Product of inertia - XY (mm ⁴):	0.0	Product of inertia - XY (mm ⁴):	65154.1	Product of inertia - XY (mm ⁴):	0.0	Product of inertia - XY (mm ⁴):	0.0
Radii of gyration - X (mm):	18.3	Radii of gyration - X (mm):	15.2	Radii of gyration - X (mm):	57.7	Radii of gyration - X (mm):	11.1
Radii of gyration - Y (mm):	18.3	Radii of gyration - Y (mm):	15.2	Radii of gyration - Y (mm):	2.9	Radii of gyration - Y (mm):	18.2
Principal moments along X-Y (mm ⁴):	295240.1 along [1.0 0.0]	Principal moments along X-Y (mm ⁴):	46329.7 along [0.7 -0.7]	Principal moments along X-Y (mm ⁴):	6666666.7 along [1.0 0.0]	Principal moments along X-Y (mm ⁴):	104479.9 along [1.0 0.0]
Principal moments along Y-X (mm ⁴):	295240.3 along [0.0 1.0]	Principal moments along Y-X (mm ⁴):	176637.8 along [0.7 0.7]	Principal moments along Y-X (mm ⁴):	16666.6 along [0.0 1.0]	Principal moments along Y-X (mm ⁴):	277975.5 along [0.0 1.0]
Elastic Modulus - Zx (mm ³):	I / y-max= 11809.6	Elastic Modulus - Zx (mm ³):	I / y-max= 3106.1	Elastic Modulus - Zx (mm ³):	I / y-max= 66666.7	Elastic Modulus - Zx (mm ³):	I / y-max= 4596.4
Elastic Modulus - Zy (mm ³):	J / x-max= 11809.6	Elastic Modulus - Zy (mm ³):	J / x-max= 3106.1	Elastic Modulus - Zy (mm ³):	J / x-max= 3333.3	Elastic Modulus - Zy (mm ³):	J / x-max= 11119.0

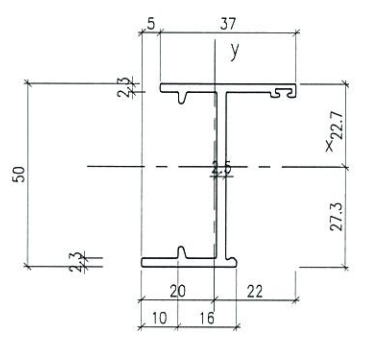
A3 --- ALUM. WINDOW FRAME	COATING --- PVF2 COATING	A4 --- ALUM. TRANSOM	COATING --- PVF2 COATING	A5 --- ALUM. WINDOW FRAME	COATING --- PVF2 COATING	A6 --- ALUM. ANGLE	COATING --- PVF2 COATING	A7 --- ALUM. LOUVER	COATING --- PVF2 COATING
GRADE --- 6063-T6	X846390	GRADE --- 6063-T5	X846100	GRADE --- 6063-T5	X846370	GRADE --- 6063-T5	X846890	GRADE --- 6063-T5	X843331



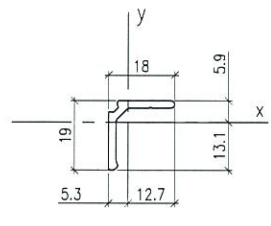
SCALE 2:1



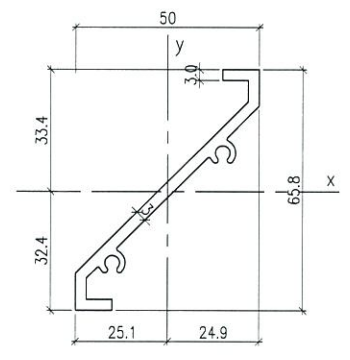
SCALE 2:1



SCALE 2:1



SCALE 2:1



SCALE 2:1

MASS PROPERTIES (UNIT)	VALUES	MASS PROPERTIES (UNIT)	VALUES	MASS PROPERTIES (UNIT)	VALUES	MASS PROPERTIES (UNIT)	VALUES	MASS PROPERTIES (UNIT)	VALUES
Area (mm ²):	342.82	Area (mm ²):	532.53	Area (mm ²):	270.56	Area (mm ²):	68.49	Area (mm ²):	330.84
Perimeter (mm):	289.03	Perimeter (mm):	451.29	Perimeter (mm):	239.01	Perimeter (mm):	70.80	Perimeter (mm):	238.46
Bounding Box - X (mm):	-34.70 to 25.30	Bounding Box - X (mm):	-24.66 to 25.34	Bounding Box - X (mm):	-19.98 to 22.02	Bounding Box - X (mm):	-5.26 to 12.74	Bounding Box - X (mm):	-25.07 to 24.93
Bounding Box - Y (mm):	-22.51 to 19.49	Bounding Box - Y (mm):	-31.76 to 31.24	Bounding Box - Y (mm):	-27.34 to 22.66	Bounding Box - Y (mm):	-13.05 to 5.95	Bounding Box - Y (mm):	-32.39 to 33.36
Centroid - X (mm):	0.00	Centroid - X (mm):	0.00	Centroid - X (mm):	0.00	Centroid - X (mm):	0.00	Centroid - X (mm):	0.00
Centroid - Y (mm):	0.00	Centroid - Y (mm):	0.00	Centroid - Y (mm):	0.00	Centroid - Y (mm):	0.00	Centroid - Y (mm):	0.00
Moments of inertia - X (mm ⁴):	19354.31	Moments of inertia - X (mm ⁴):	90114.79	Moments of inertia - X (mm ⁴):	105795.49	Moments of inertia - X (mm ⁴):	2363.75	Moments of inertia - X (mm ⁴):	131492.97
Moments of inertia - Y (mm ⁴):	134266.31	Moments of inertia - Y (mm ⁴):	180076.93	Moments of inertia - Y (mm ⁴):	18752.42	Moments of inertia - Y (mm ⁴):	1945.17	Moments of inertia - Y (mm ⁴):	90239.64
Product of inertia - XY (mm ⁴):	-20546.96	Product of inertia - XY (mm ⁴):	41817.33	Product of inertia - XY (mm ⁴):	17502.93	Product of inertia - XY (mm ⁴):	1408.79	Product of inertia - XY (mm ⁴):	105727.93
Radii of gyration - X (mm):	7.51	Radii of gyration - X (mm):	13.01	Radii of gyration - X (mm):	19.77	Radii of gyration - X (mm):	5.87	Radii of gyration - X (mm):	19.94
Radii of gyration - Y (mm):	19.79	Radii of gyration - Y (mm):	18.39	Radii of gyration - Y (mm):	8.33	Radii of gyration - Y (mm):	5.33	Radii of gyration - Y (mm):	16.52
Principal moments along X-Y (mm ⁴):	15790.88 along [0.99 -0.17]	Principal moments along X-Y (mm ⁴):	73679.36 along [0.93 0.37]	Principal moments along X-Y (mm ⁴):	5364.72 along [0.19 0.98]	Principal moments along X-Y (mm ⁴):	730.21 along [0.65 0.76]	Principal moments along X-Y (mm ⁴):	3145.12 along [0.64 0.77]
Principal moments along Y-X (mm ⁴):	137829.73 along [0.17 0.99]	Principal moments along Y-X (mm ⁴):	196512.35 along [-0.37 0.93]	Principal moments along Y-X (mm ⁴):	109183.20 along [-0.98 0.19]	Principal moments along Y-X (mm ⁴):	3578.71 along [-0.76 0.65]	Principal moments along Y-X (mm ⁴):	218587.49 along [-0.77 0.64]
Elastic Modulus - Zx (mm ³):	I / y-max= 859.69	Elastic Modulus - Zx (mm ³):	I / y-max= 2837.46	Elastic Modulus - Zx (mm ³):	I / y-max= 3669.39	Elastic Modulus - Zx (mm ³):	I / y-max= 181.08	Elastic Modulus - Zx (mm ³):	I / y-max= 3941.11
Elastic Modulus - Zy (mm ³):	J / x-max= 3869.35	Elastic Modulus - Zy (mm ³):	J / x-max= 7107.20	Elastic Modulus - Zy (mm ³):	J / x-max= 851.70	Elastic Modulus - Zy (mm ³):	J / x-max= 152.63	Elastic Modulus - Zy (mm ³):	J / x-max= 3598.91

B.D. REF :

CLIENT :
信和置業有限公司
Sino Land Company Limited

ARCHITECT :
WONG TUNG & PARTNERS LIMITED
ARCHITECTS & PLANNERS
WT

MAIN CONTRACTOR :
CR Construction Company Limited

STRUCTURAL ENGINEER :
AECOM

FAÇADE CONSULTANT:
AECOM

NOTE :
1. ALL DIMENSIONS ARE IN MM.
2. ALL ELEVATIONS ARE VIEWED FROM OUTSIDE.
3. ALL DIMENSIONS TO BE VERIFIED ON SITE BEFORE FABRICATION.

LEGEND :
① --- DETAIL MARK NO.
② --- REFER SHEET NO.

1. F.F.L. --- FINISHED FLOOR LEVEL
2. S.F.L. --- STRUCTURAL FLOOR LEVEL
3. ⊖ --- REVERSED DETAIL

NO.	DATE	REVISED	BY
B	27/5/2019	GENERAL REVISED	
A	1/3/2019	GENERAL REVISED	

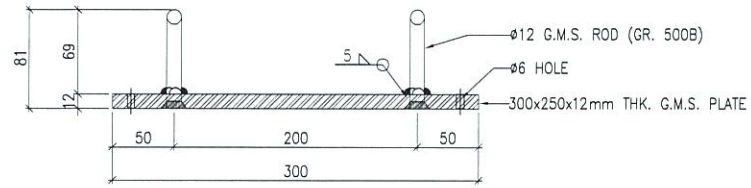
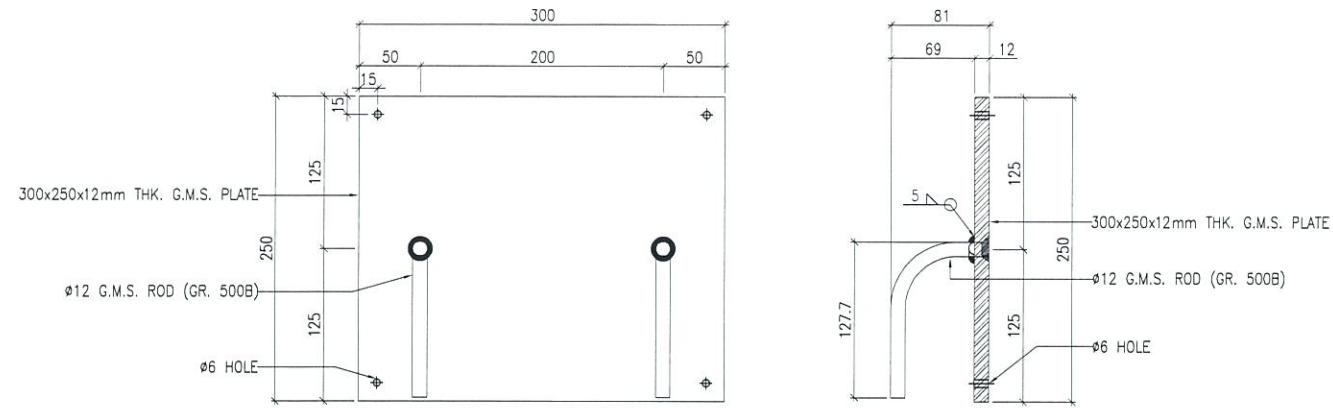
JOB NO. : J-837
PROJECT :
URA KWUN TONG TOWN CENTRE
REDEVELOPMENT (AREA 2 & 3) AT
NKIL 6514, KWUN TONG, KWLOON

TITLE :
DIE LIST
FOR GLASS CLADDING

DATE : 13-JUL-18 SCALE : 1:2 (A1)
DRAWN BY : ASING CHECKED BY : -

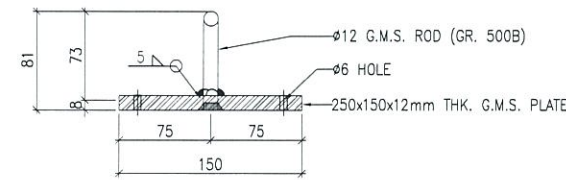
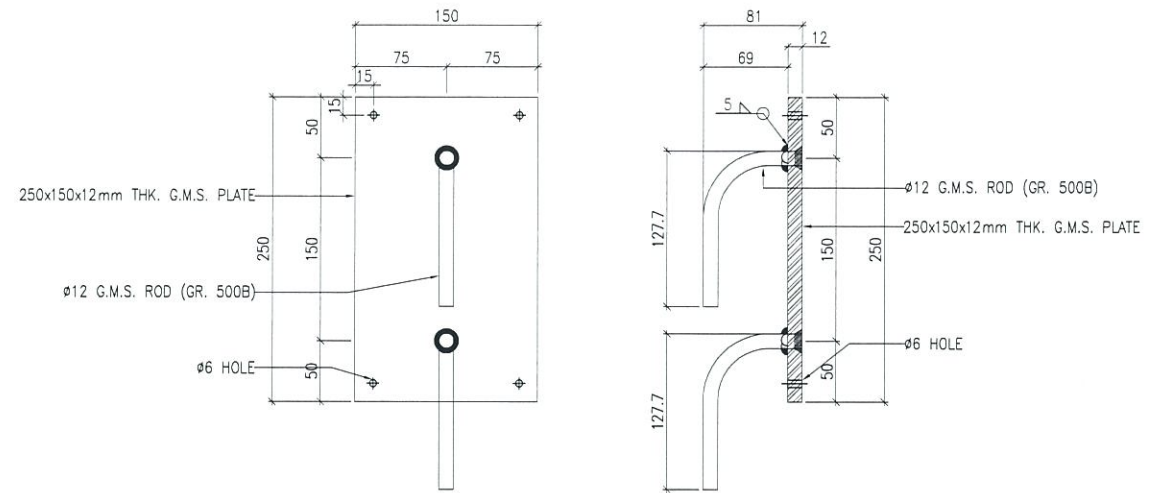
美特鋁質有限公司
MIDI ALUMINIUM FABRICATOR LTD.
Units 6-8, Sunway Industrial Centre, 1/F
610 Che Kwo Ling Road, Kowloon
Tel: 23489211-4 Fax: (852) 2772666

DWG NO. : J837-GC-MLO2 REV. : B



EMO1

" CAST IN EMBED DETAILED DIMENSION "
(NOT FOR APPROVAL, FOR INFORMATION ONLY)



EMO2

" CAST IN EMBED DETAILED DIMENSION "
(NOT FOR APPROVAL, FOR INFORMATION ONLY)

B.D. REF :

CLIENT :

信和置業有限公司
Sino Land Company Limited

ARCHITECT :

WONG TUNG & PARTNERS LIMITED
ARCHITECTS & PLANNERS
WT

MAIN CONTRACTOR :

CR Construction Company Limited

STRUCTURAL ENGINEER :

AECOM

FACADE CONSULTANT:

AECOM

NOTE :

1. ALL DIMENSIONS ARE IN mm.
2. ALL ELEVATIONS ARE VIEWED FROM OUTSIDE.
3. ALL DIMENSIONS TO BE VERIFIED ON SITE BEFORE FABRICATION.

LEGEND :

- ⊕1 — DETAIL MARK NO.
- 001 — REFER SHEET NO.

1. F.F.L. -- FINISHED FLOOR LEVEL
2. S.F.L. -- STRUCTURAL FLOOR LEVEL
3. ⊖ -- REVERSED DETAIL

NO.	DATE	REVISED	BY

JOB NO. : J-837

PROJECT :
URA KWUN TONG TOWN CENTRE
REDEVELOPMENT (AREA 2 & 3) AT
NKIL 6514, KWUN TONG, KWLOON

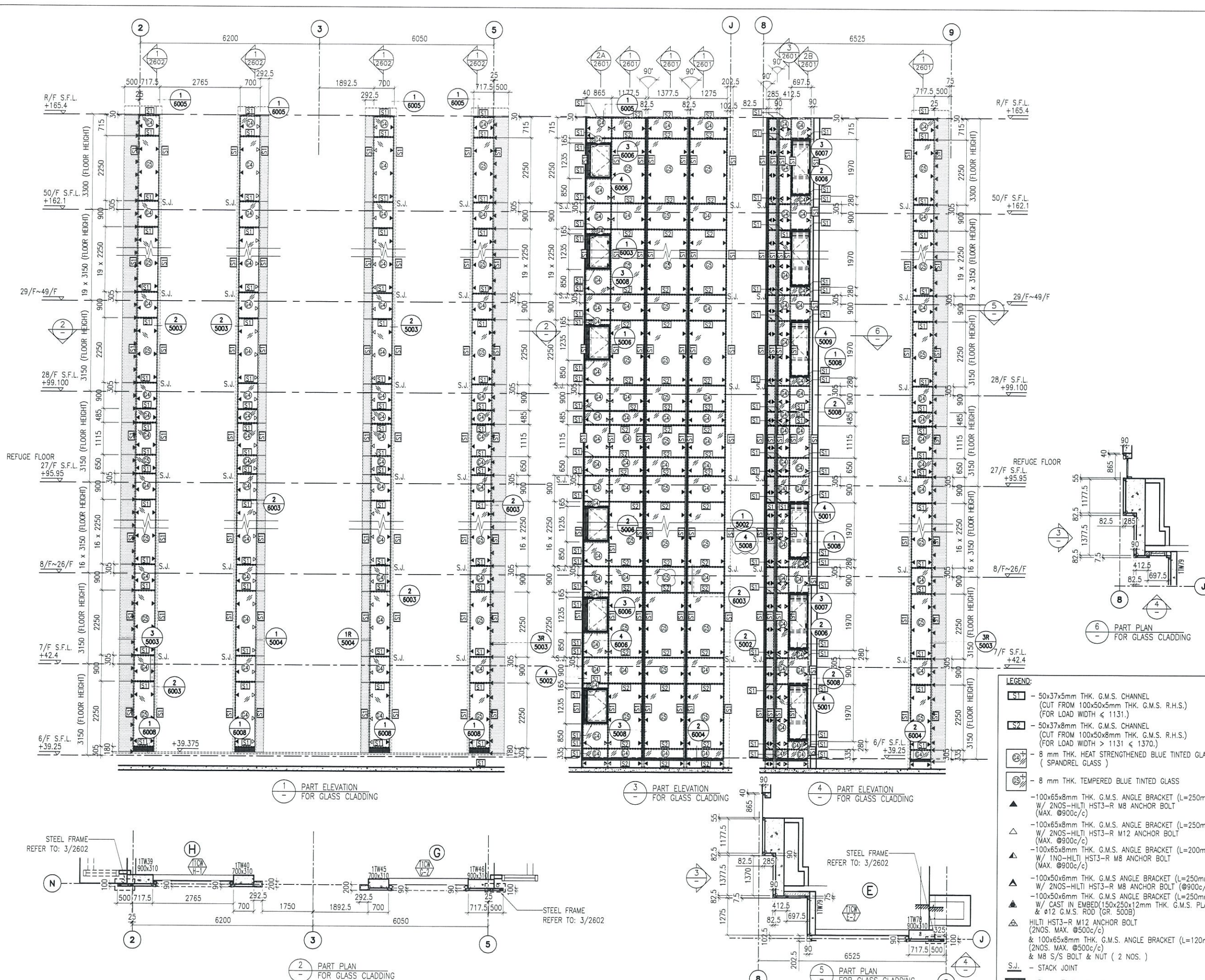
TITLE :
EMBED LIST
FOR GLASS CLADDING

DATE : 13-JUL-18 SCALE : 1:3 (A1)

DRAWN BY : ASING CHECKED BY : -

美特鋁質有限公司
MIDI ALUMINIUM FABRICATOR LTD.
Units 6-8, Sunray Industrial Centre, 1/F
610 Cha Kwo Ling Road, Kowloon
Tel:23489211-4 Fax:(852)27727666

DWG NO. : JB37-GC-MLO3 REV. : -



- LEGEND:**
- 50x37x5mm THK. G.M.S. CHANNEL (CUT FROM 100x50x5mm THK. G.M.S. R.H.S.) (FOR LOAD WIDTH < 1131.)
 - 50x37x8mm THK. G.M.S. CHANNEL (CUT FROM 100x50x8mm THK. G.M.S. R.H.S.) (FOR LOAD WIDTH > 1131 < 1370.)
 - 8 mm THK. HEAT STRENGTHENED BLUE TINTED GLASS (SPANDREL GLASS)
 - 8 mm THK. TEMPERED BLUE TINTED GLASS
 - 100x65x8mm THK. G.M.S. ANGLE BRACKET (L=250mm) W/ 2NOS-HILTI HST3-R M8 ANCHOR BOLT (MAX. @900c/c)
 - 100x65x8mm THK. G.M.S. ANGLE BRACKET (L=250mm) W/ 2NOS-HILTI HST3-R M12 ANCHOR BOLT (MAX. @900c/c)
 - 100x65x8mm THK. G.M.S. ANGLE BRACKET (L=200mm) W/ 1NO-HILTI HST3-R M8 ANCHOR BOLT (MAX. @900c/c)
 - 100x50x6mm THK. G.M.S. ANGLE BRACKET (L=250mm) W/ 2NOS-HILTI HST3-R M8 ANCHOR BOLT (@900c/c)
 - 100x50x6mm THK. G.M.S. ANGLE BRACKET (L=250mm) W/ CAST IN EMBED(150x250x12mm THK. G.M.S. PLATE & Ø12 G.M.S. ROD (GR. 500B))
 - HILTI HST3-R M12 ANCHOR BOLT (2NOS. MAX. @500c/c) & 100x65x8mm THK. G.M.S. ANGLE BRACKET (L=120mm) (2NOS. MAX. @500c/c) & M8 S/S BOLT & NUT (2 NOS.)
 - STACK JOINT
 - 3 mm THK. ALUM. CLADDING

B.D. REF :

CLIENT :
 信和置業有限公司
 Sino Land Company Limited

ARCHITECT :
 WONG TUNG & PARTNERS LIMITED
 ARCHITECTS & PLANNERS

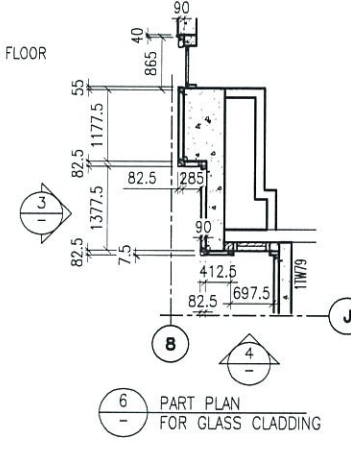
MAIN CONTRACTOR :
 CR Construction Company Limited

STRUCTURAL ENGINEER :
 AECOM

FAÇADE CONSULTANT:
 AECOM

NOTE :
 1. ALL DIMENSIONS ARE IN mm.
 2. ALL ELEVATIONS ARE VIEWED FROM OUTSIDE.
 3. ALL DIMENSIONS TO BE VERIFIED ON SITE BEFORE FABRICATION.

LEGEND :
 - DETAIL MARK NO.
 - REFER SHEET NO.
 1. F.F.L. -- FINISHED FLOOR LEVEL
 2. S.F.L. -- STRUCTURAL FLOOR LEVEL
 3. (R) -- REVERSED DETAIL



1 - PART ELEVATION FOR GLASS CLADDING

3 - PART ELEVATION FOR GLASS CLADDING

4 - PART ELEVATION FOR GLASS CLADDING

2 - PART PLAN FOR GLASS CLADDING

5 - PART PLAN FOR GLASS CLADDING

NO.	DATE	REVISION	BY
D	15/6/2019	GENERAL REVISED	
C	30/1/2019	GENERAL REVISED	
B	17/11/2018	GENERAL REVISED	
A	15/10/2018	GENERAL REVISED	

JOB NO. : J-837
 PROJECT : URA KWUN TONG TOWN CENTRE REDEVELOPMENT (AREA 2 & 3) AT NKIL 6514, KWUN TONG, KWLOON

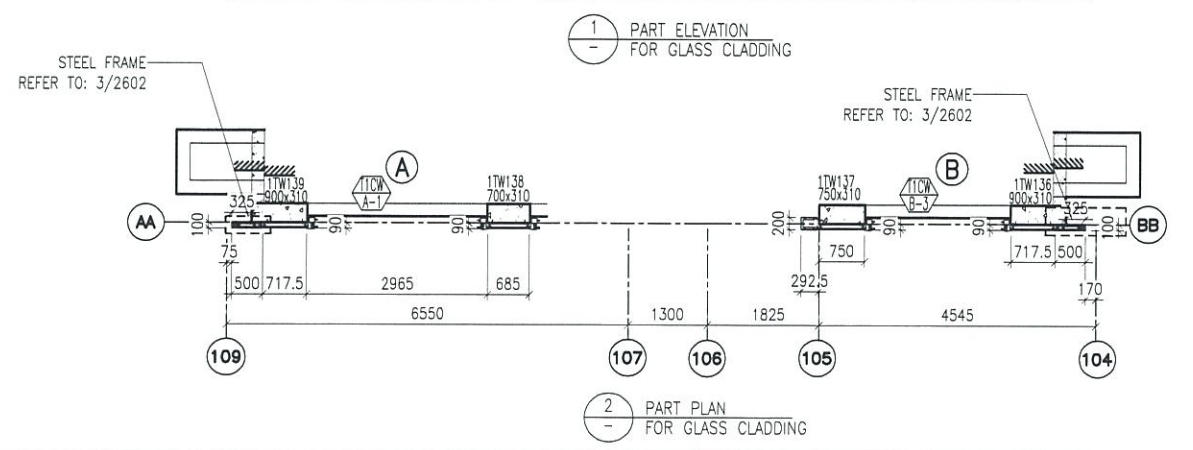
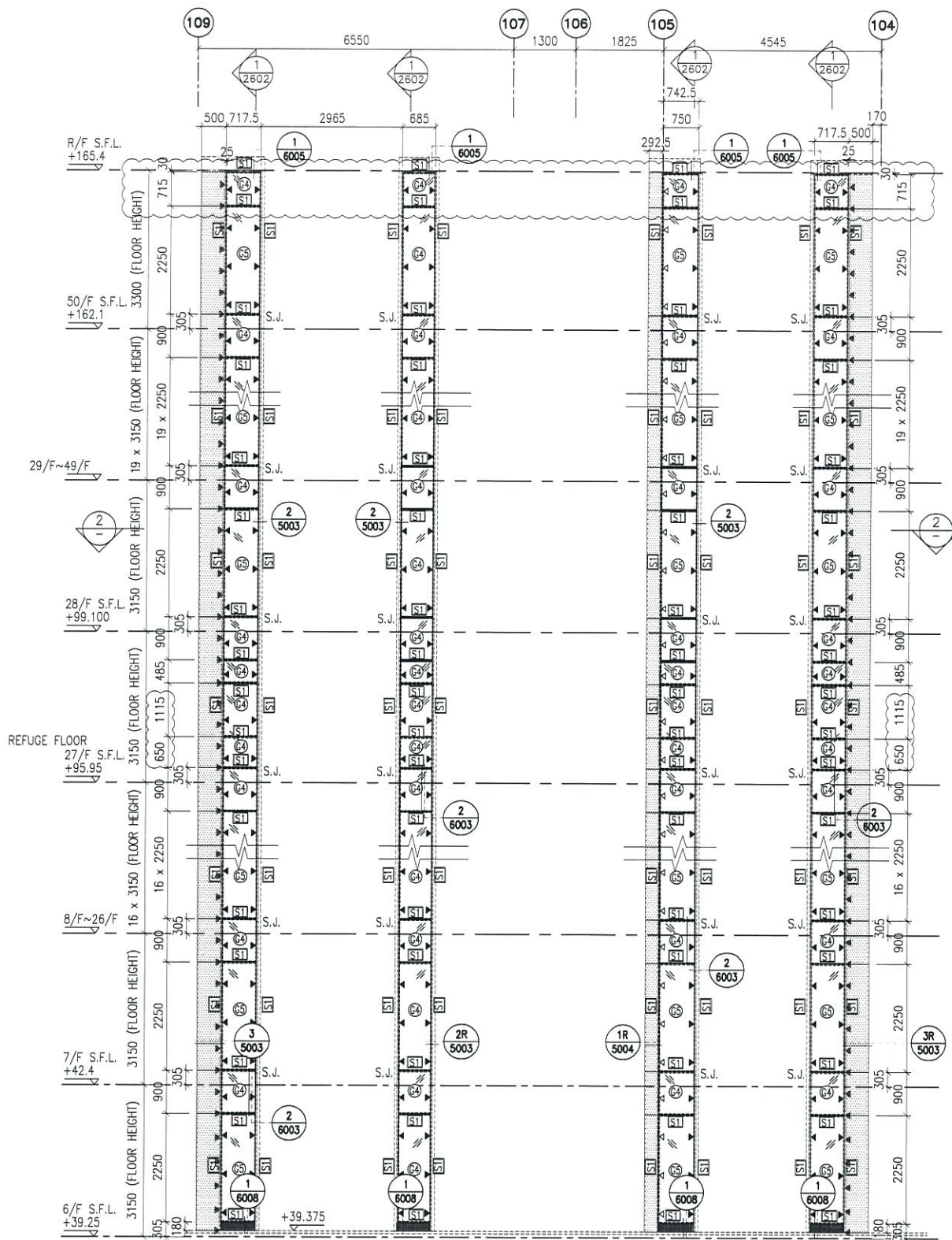
TITLE : PART ELEVATION OF GLASS CLADDING AT TOWER 1

DATE : 04-JUL-18 SCALE : 1:60 (A1)

DRAWN BY : ASING CHECKED BY : -

美特鋁質有限公司
 MIDI ALUMINIUM FABRICATOR LTD.
 Units 6-8, Sunray Industrial Centre, 1/F
 610 Cha Kwo Ling Road, Kowloon
 Tel:23489211-4 Fax:(852)27727666

DWG NO. : J837-GC-2101 REV. : D



- LEGEND:**
- 50x37x5mm THK. G.M.S. CHANNEL (CUT FROM 100x50x5mm THK. G.M.S. R.H.S.)
 - 8 mm THK. HEAT STRENGTHENED BLUE TINTED GLASS (SPANDREL GLASS)
 - 8 mm THK. TEMPERED BLUE TINTED GLASS
 - 100x65x8mm THK. G.M.S. ANGLE BRACKET (L=250mm) W/ 2NOS-HILTI HST3-R M8 ANCHOR BOLT (MAX. @900c/c)
 - 100x65x8mm THK. G.M.S. ANGLE BRACKET (L=250mm) W/ 2NOS-HILTI HST3-R M12 ANCHOR BOLT (MAX. @900c/c)
 - HILTI HST3-R M12 ANCHOR BOLT (2NOS. MAX. @500c/c) & 100x65x8mm THK. G.M.S. ANGLE BRACKET (L=120mm) (2NOS. MAX. @500c/c) & M8 S/S BOLT & NUT (2 NOS.)
 - STACK JOINT
 - 3 mm THK. ALUM. CLADDING

B.D. REF :

CLIENT :
 信和置業有限公司
 Sino Land Company Limited

ARCHITECT :
 WONG TUNG & PARTNERS LIMITED
 ARCHITECTS & PLANNERS

MAIN CONTRACTOR :
 CR Construction Company Limited

STRUCTURAL ENGINEER :
 AECOM

FACADE CONSULTANT:
 AECOM

NOTE :

1. ALL DIMENSIONS ARE IN mm.
2. ALL ELEVATIONS ARE VIEWED FROM OUTSIDE.
3. ALL DIMENSIONS TO BE VERIFIED ON SITE BEFORE FABRICATION.

LEGEND :

- DETAIL MARK NO.
- REFER SHEET NO.

1. F.F.L. --- FINISHED FLOOR LEVEL
2. S.F.L. --- STRUCTURAL FLOOR LEVEL
3. --- REVERSED DETAIL

NO.	DATE	REVISED	BY
C	30/1/2019	GENERAL REVISED	
B	17/11/2018	GENERAL REVISED	
A	15/10/2018	GENERAL REVISED	

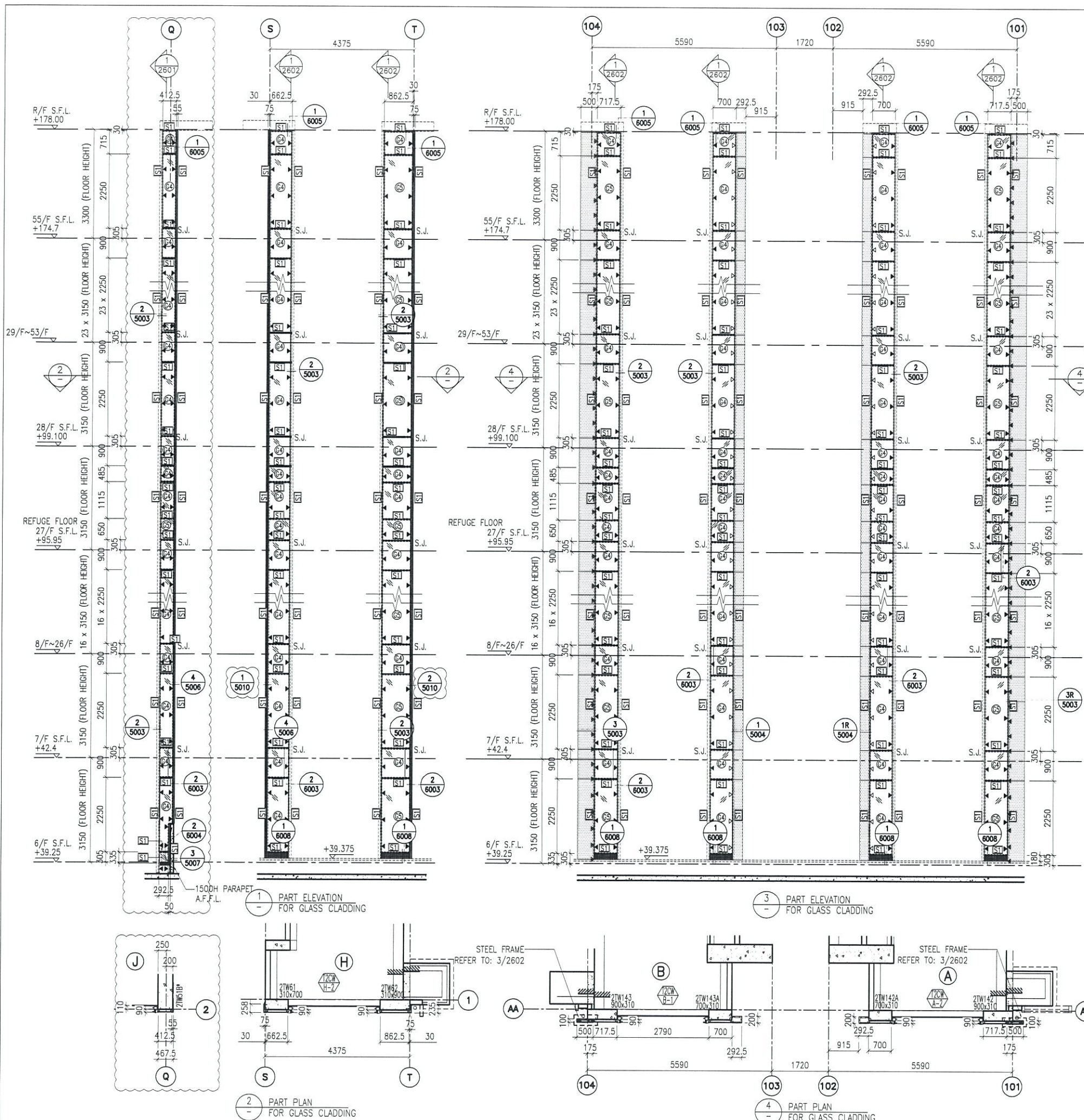
JOB NO. : J-837
 PROJECT : URA KWUN TONG TOWN CENTRE REDEVELOPMENT (AREA 2 & 3) AT NKIL 6514, KWUN TONG, KWLOON

TITLE : PART ELEVATION OF GLASS CLADDING AT TOWER 1

DATE : 04-JUL-18 SCALE : 1:60 (A1)
 DRAWN BY : ASING CHECKED BY : -

美特鋁質有限公司
 MIDI ALUMINIUM FABRICATOR LTD.
 Units 6-8, Sunray Industrial Centre, 1/F
 610 Cha Kwo Ling Road, Kowloon
 Tel:23489211-4 Fax:(852)27727666

DWG NO. : JB37-GC-2102 REV. : C



B.D. REF :

CLIENT :
 信和置業有限公司
 Sino Land Company Limited

ARCHITECT :
 WONG TUNG & PARTNERS LIMITED
 ARCHITECTS & PLANNERS

MAIN CONTRACTOR :
 CR Construction Company Limited

STRUCTURAL ENGINEER :
 AECOM

FAÇADE CONSULTANT:
 AECOM

NOTE :
 1. ALL DIMENSIONS ARE IN mm.
 2. ALL ELEVATIONS ARE VIEWED FROM OUTSIDE.
 3. ALL DIMENSIONS TO BE VERIFIED ON SITE BEFORE FABRICATION.

LEGEND :
 X1 --- DETAIL MARK NO.
 X001 --- REFER SHEET NO.
 1. F.F.L. --- FINISHED FLOOR LEVEL
 2. S.F.L. --- STRUCTURAL FLOOR LEVEL
 3. (R) --- REVERSED DETAIL

NO.	DATE	REVISED	BY
D	15/6/2019	GENERAL REVISED	
C	30/1/2019	GENERAL REVISED	
B	17/11/2018	GENERAL REVISED	
A	15/10/2018	GENERAL REVISED	

JOB NO. : J-837
 PROJECT :
 URA KWUN TONG TOWN CENTRE
 REDEVELOPMENT (AREA 2 & 3) AT
 NKIL 6514, KWUN TONG, KWLOON

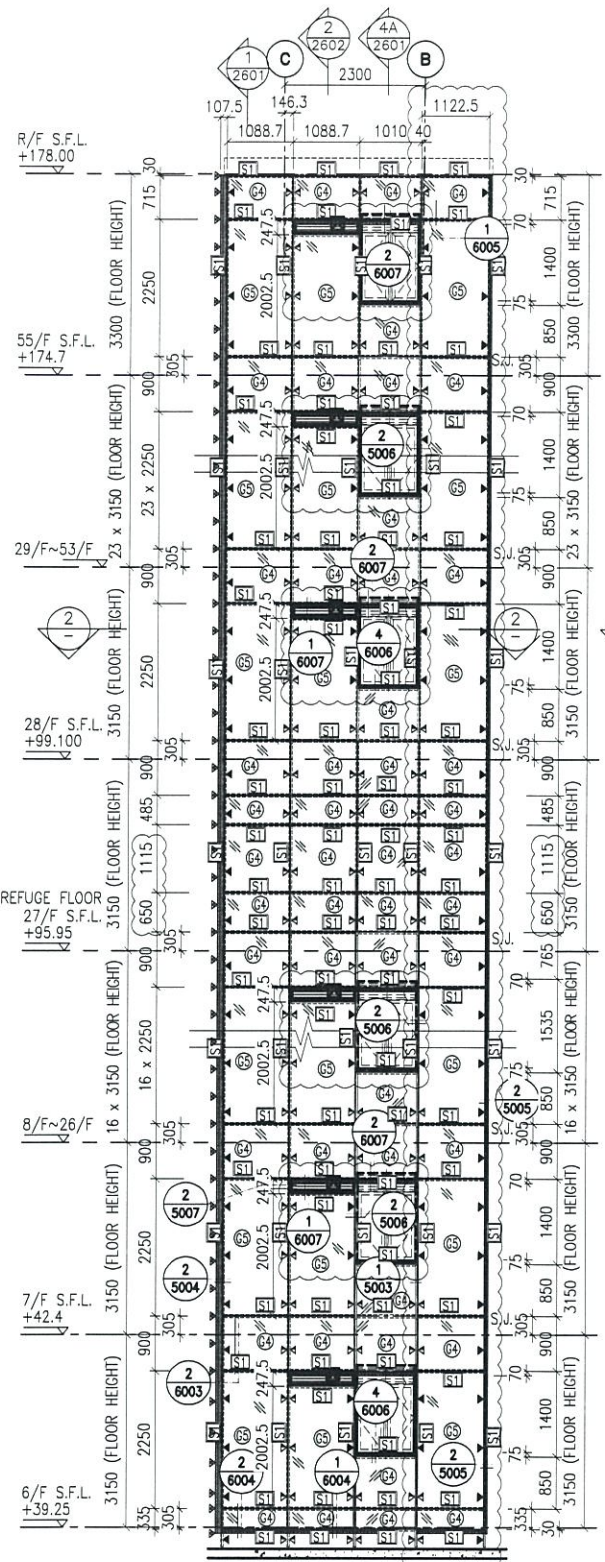
TITLE :
 PART ELEVATION
 OF GLASS CLADDING
 AT TOWER 2

DATE : 04-JUL-18 SCALE : 1:60 (A1)
 DRAWN BY : ASING CHECKED BY : -

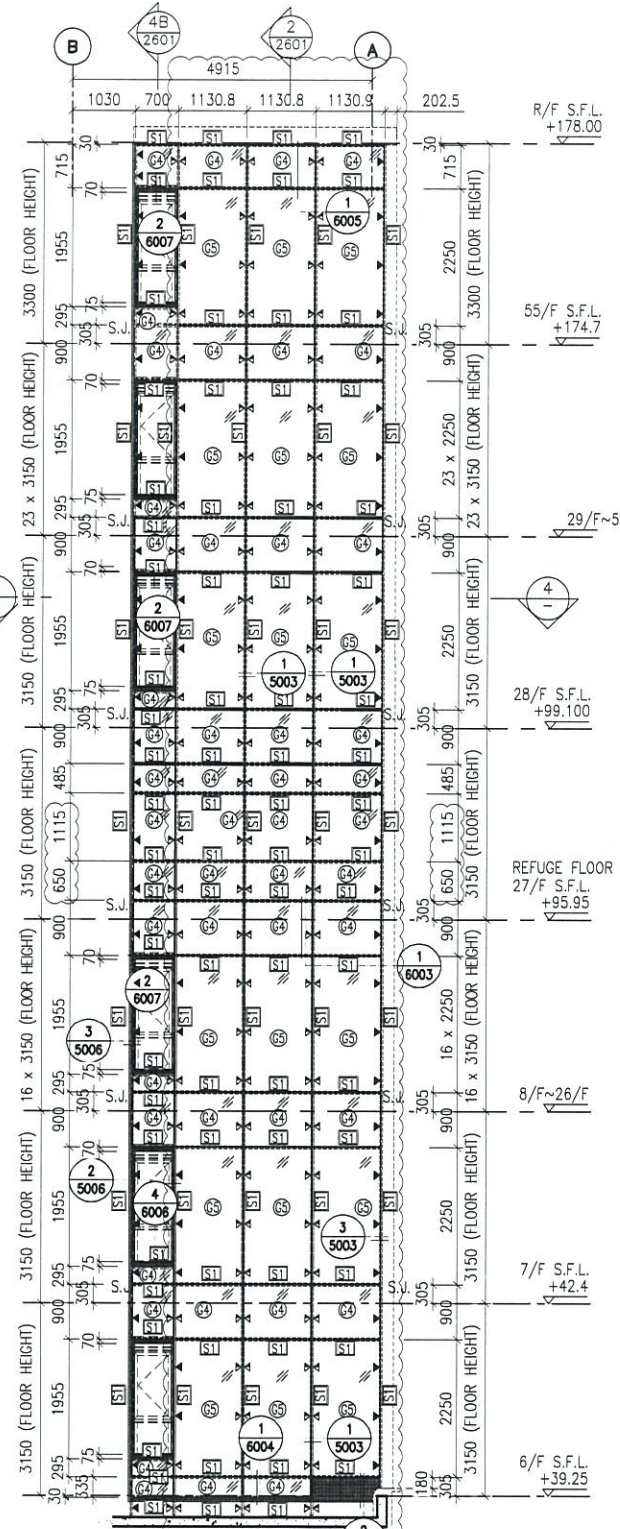
美特鋁質有限公司
 MIDI ALUMINIUM FABRICATOR LTD.
 Units 6-8, Sunray Industrial Centre, 1/F
 610 Cha Kwo Ling Road, Kowloon
 Tel: 23489211-4 Fax: (852) 27727666

DWG NO. : JB37-GC-2201 REV. : D

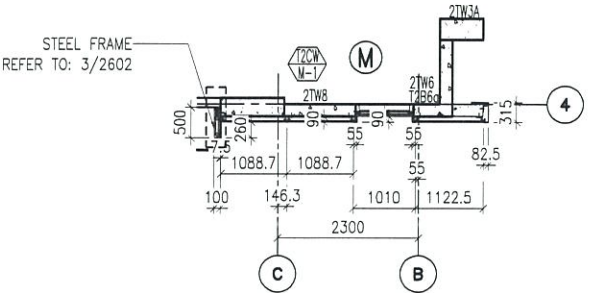
- LEGEND:
- 50x37x5mm THK. G.M.S. CHANNEL (CUT FROM 100x50x5mm THK. G.M.S. R.H.S.)
 - 8 mm THK. HEAT STRENGTHENED BLUE TINTED GLASS (SPANDREL GLASS)
 - 8 mm THK. TEMPERED BLUE TINTED GLASS
 - 100x65x8mm THK. G.M.S. ANGLE BRACKET (L=250mm) W/ 2NOS-HILTI HST3-R M8 ANCHOR BOLT (MAX. @900c/c)
 - 100x65x8mm THK. G.M.S. ANGLE BRACKET (L=250mm) W/ 2NOS-HILTI HST3-R M12 ANCHOR BOLT (MAX. @900c/c)
 - 100x65x8mm THK. G.M.S. ANGLE BRACKET (L=200mm) W/ 1NO-HILTI HST3-R M8 ANCHOR BOLT (MAX. @900c/c)
 - HILTI HST3-R M12 ANCHOR BOLT (2NOS. MAX. @500c/c)
 - 100x65x8mm THK. G.M.S. ANGLE BRACKET (L=120mm) (2NOS. MAX. @500c/c) & M8 S/S BOLT & NUT (2 NOS.)
 - S.J. - STACK JOINT
 - 3 mm THK. ALUM. CLADDING



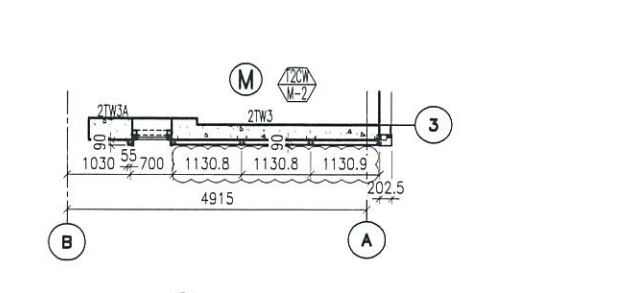
1 - PART ELEVATION FOR GLASS CLADDING



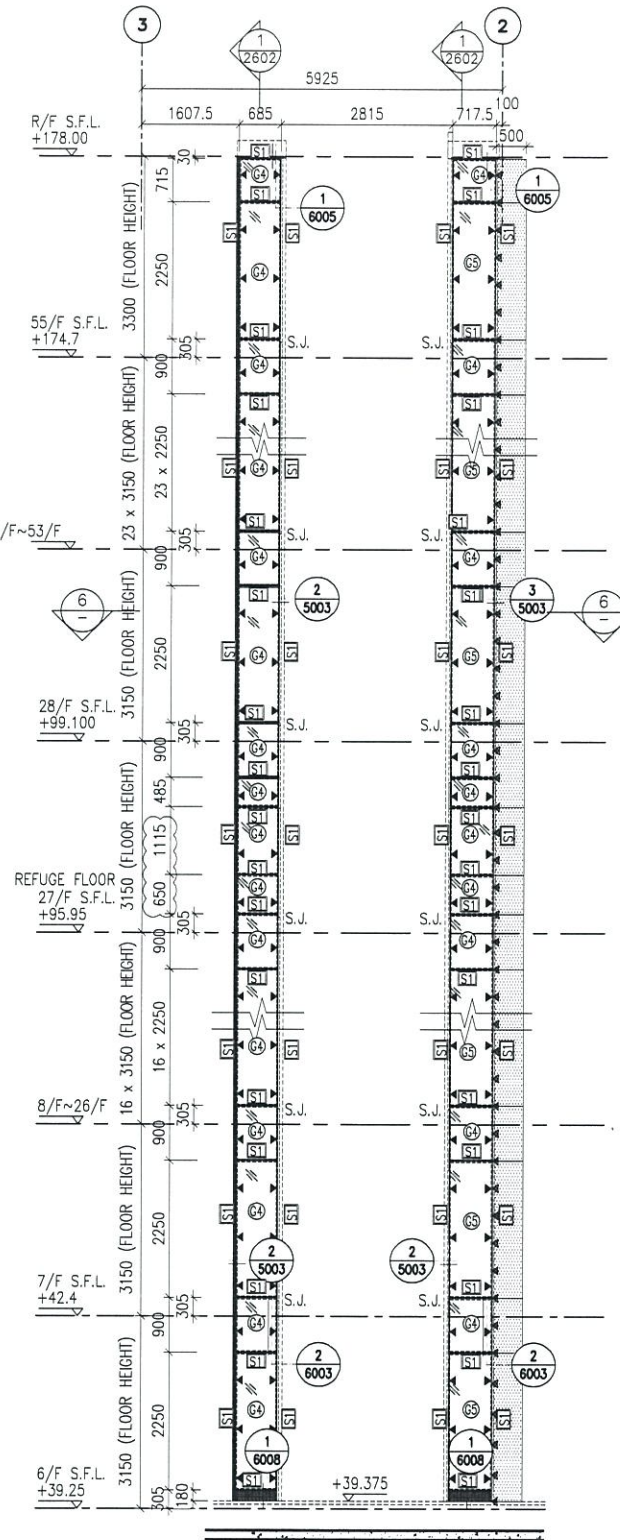
3 - PART ELEVATION FOR GLASS CLADDING



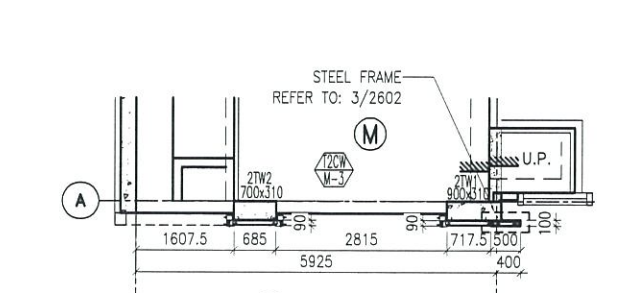
2 - PART PLAN FOR GLASS CLADDING



4 - PART PLAN FOR GLASS CLADDING



5 - PART ELEVATION FOR GLASS CLADDING



6 - PART PLAN FOR GLASS CLADDING

- LEGEND:**
- 50x37x5mm THK. G.M.S. CHANNEL (CUT FROM 100x50x5mm THK. G.M.S. R.H.S.) (FOR LOAD WIDTH < 1131.)
 - 8 mm THK. HEAT STRENGTHENED BLUE TINTED GLASS (SPANDREL GLASS)
 - 8 mm THK. TEMPERED BLUE TINTED GLASS
 - 100x65x8mm THK. G.M.S. ANGLE BRACKET (L=250mm) W/ 2NOS-HILTI HST3-R MB ANCHOR BOLT (MAX. @900c/c)
 - 100x65x8mm THK. G.M.S. ANGLE BRACKET (L=200mm) W/ 1NO-HILTI HST3-R MB ANCHOR BOLT (MAX. @900c/c)
 - HILTI HST3-R M12 ANCHOR BOLT (2NOS. MAX. @500c/c) & 100x65x8mm THK. G.M.S. ANGLE BRACKET (L=120mm) (2NOS. MAX. @500c/c) & MB S/S BOLT & NUT (2 NOS.)
 - STACK JOINT
 - 3 mm THK. ALUM. CLADDING

B.D. REF :

CLIENT :
 信和置業有限公司
 Sino Land Company Limited

ARCHITECT :
 WONG TUNG & PARTNERS LIMITED
 ARCHITECTS & PLANNERS

MAIN CONTRACTOR :
 CR Construction Company Limited

STRUCTURAL ENGINEER :
 AECOM

FAÇADE CONSULTANT:
 AECOM

NOTE :

1. ALL DIMENSIONS ARE IN mm.
2. ALL ELEVATIONS ARE VIEWED FROM OUTSIDE.
3. ALL DIMENSIONS TO BE VERIFIED ON SITE BEFORE FABRICATION.

LEGEND :

- DETAIL MARK NO.
- REFER SHEET NO.

1. F.F.L. --- FINISHED FLOOR LEVEL
2. S.F.L. --- STRUCTURAL FLOOR LEVEL
3. --- REVERSED DETAIL

NO.	DATE	REVISED	BY
C	30/1/2019	GENERAL REVISED	
B	17/11/2018	GENERAL REVISED	
A	15/10/2018	GENERAL REVISED	

JOB NO. : J-837

PROJECT :
 URA KWUN TONG TOWN CENTRE
 REDEVELOPMENT (AREA 2 & 3) AT
 NKIL 6514, KWUN TONG, KWLOON

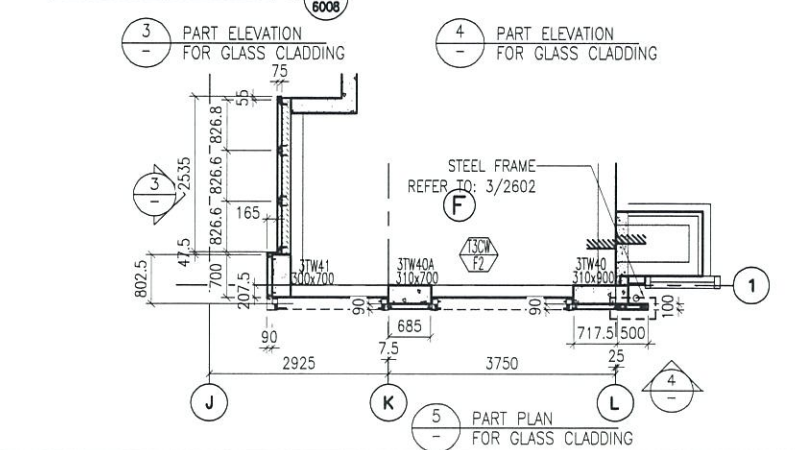
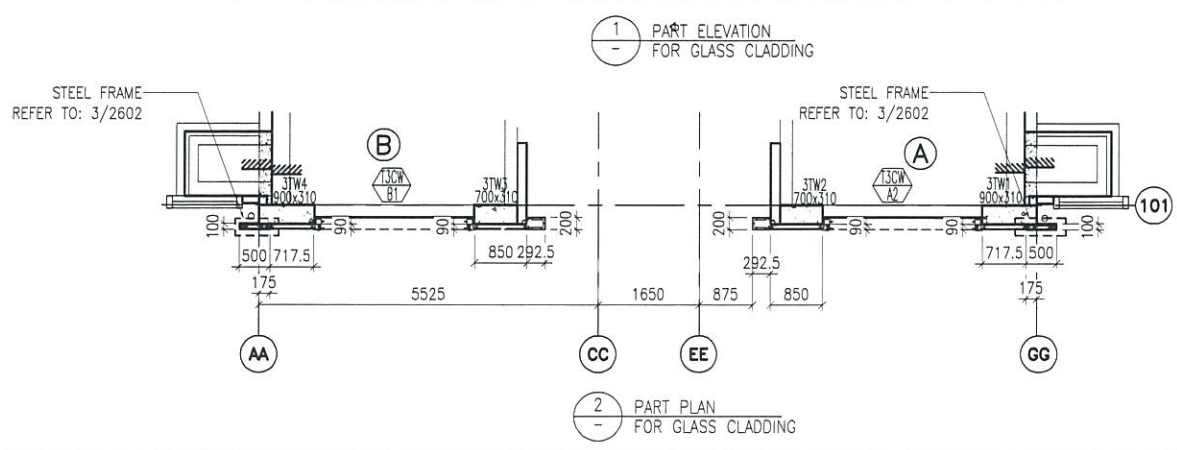
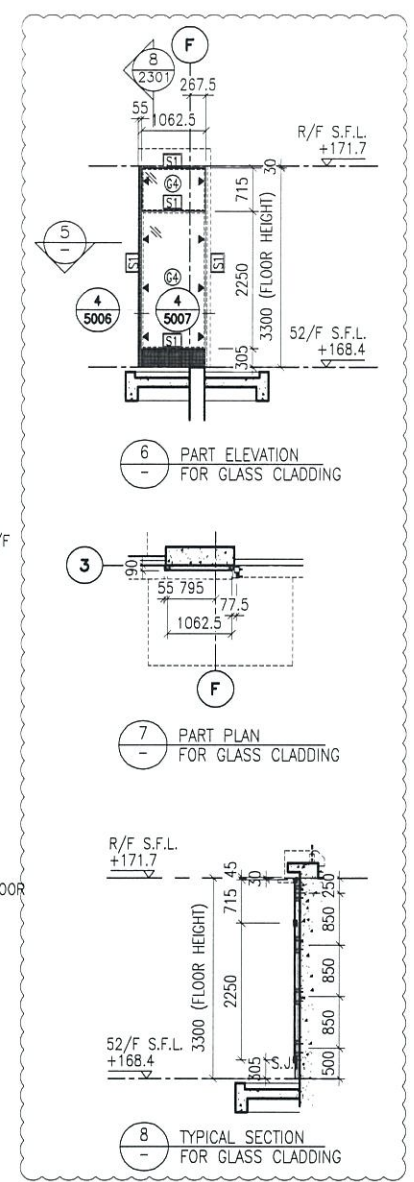
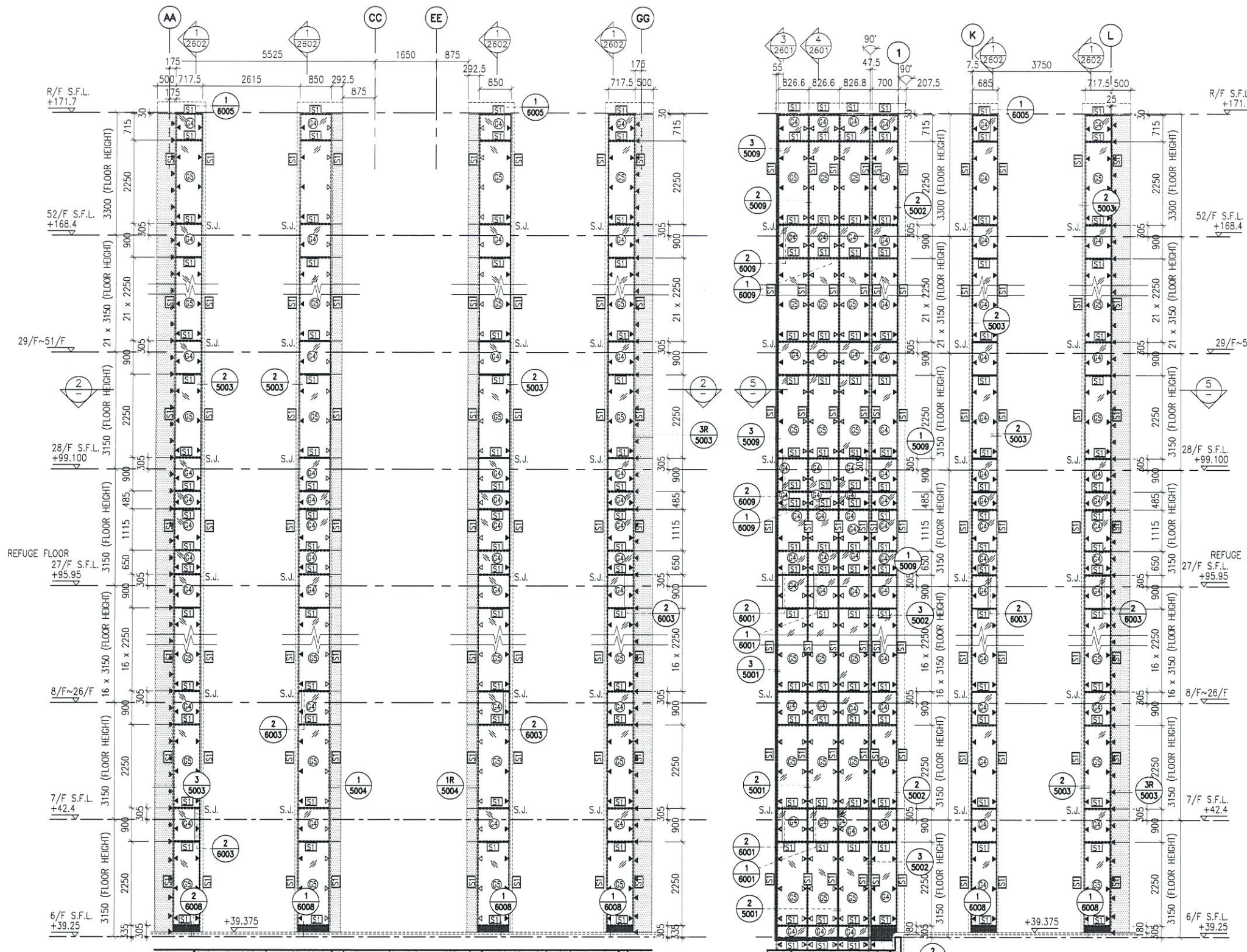
TITLE :
 PART ELEVATION
 OF GLASS CLADDING
 AT TOWER 2

DATE : 04-JUL-18 SCALE : 1:60 (A1)

DRAWN BY : ASING CHECKED BY : -

美特鋁質有限公司
 MIDI ALUMINIUM FABRICATOR LTD.
 Units 6-8, Sunray Industrial Centre, 1/F
 610 Cha Kwo Ling Road, Kowloon
 Tel: 23489211-4 Fax: (852) 2727666

DWG NO. : JB37-GC-2202 REV. : C



- LEGEND:**
- ST1 - 50x37x5mm THK. G.M.S. CHANNEL (CUT FROM 100x50x5mm THK. G.M.S. R.H.S.)
 - ST2 - 8 mm THK. HEAT STRENGTHENED BLUE TINTED GLASS (SPANDREL GLASS)
 - ST3 - 8 mm THK. TEMPERED BLUE TINTED GLASS
 - ▲ - 100x65x8mm THK. G.M.S. ANGLE BRACKET (L=250mm) W/ 2NOS-HILTI HST3-R M8 ANCHOR BOLT (MAX. @900c/c)
 - ▲ - 100x65x8mm THK. G.M.S. ANGLE BRACKET (L=200mm) W/ 1NO-HILTI HST3-R M8 ANCHOR BOLT (MAX. @900c/c)
 - ▲ - 100x50x6mm THK. G.M.S. ANGLE BRACKET (L=250mm) W/ 2NOS-HILTI HST3-R M8 ANCHOR BOLT (@900c/c)
 - ▲ - 100x50x6mm THK. G.M.S. ANGLE BRACKET (L=200mm) W/ 1NO-HILTI HST3-R M8 ANCHOR BOLT (@900c/c)
 - ▲ - 100x50x6mm THK. G.M.S. ANGLE BRACKET (L=250mm) W/ CAST IN EMBED(250x150x12mm THK. G.M.S. PLATE & #12 G.M.S. ROD (GR. 500B))
 - ▲ - 100x50x6mm THK. G.M.S. ANGLE BRACKET (L=200mm) W/ CAST IN EMBED(300x250x12mm THK. G.M.S. PLATE & #12 G.M.S. ROD (GR. 500B))
 - ▲ - HILTI HST3-R M12 ANCHOR BOLT (2NOS. MAX. @500c/c) & 100x65x8mm THK. G.M.S. ANGLE BRACKET (L=120mm) (2NOS. MAX. @500c/c) & M8 S/S BOLT & NUT (2 NOS.)
 - S.J. - STACK JOINT
 - - 3 mm THK. ALUM. CLADDING

B.D. REF :

CLIENT : 信和置業有限公司 Sino Land Company Limited

ARCHITECT : WONG TUNG & PARTNERS LIMITED ARCHITECTS & PLANNERS

MAIN CONTRACTOR : CR Construction Company Limited

STRUCTURAL ENGINEER : AECOM

FAÇADE CONSULTANT : AECOM

NOTE :

- ALL DIMENSIONS ARE IN mm.
- ALL ELEVATIONS ARE VIEWED FROM OUTSIDE.
- ALL DIMENSIONS TO BE VERIFIED ON SITE BEFORE FABRICATION.

LEGEND :

- X1 - DETAIL MARK NO.
- X001 - REFER SHEET NO.

1. F.F.L. -- FINISHED FLOOR LEVEL
2. S.F.L. -- STRUCTURAL FLOOR LEVEL
3. (R) -- REVERSED DETAIL

NO.	DATE	REVISED	BY
D	15/6/2019	GENERAL REVISED	
C	30/1/2019	GENERAL REVISED	
B	17/11/2018	GENERAL REVISED	
A	15/10/2018	GENERAL REVISED	

JOB NO. : J-837

PROJECT : URA KWUN TONG TOWN CENTRE REDEVELOPMENT (AREA 2 & 3) AT NKIL 6514, KWUN TONG, KWLOON

TITLE : PART ELEVATION OF GLASS CLADDING AT TOWER 3

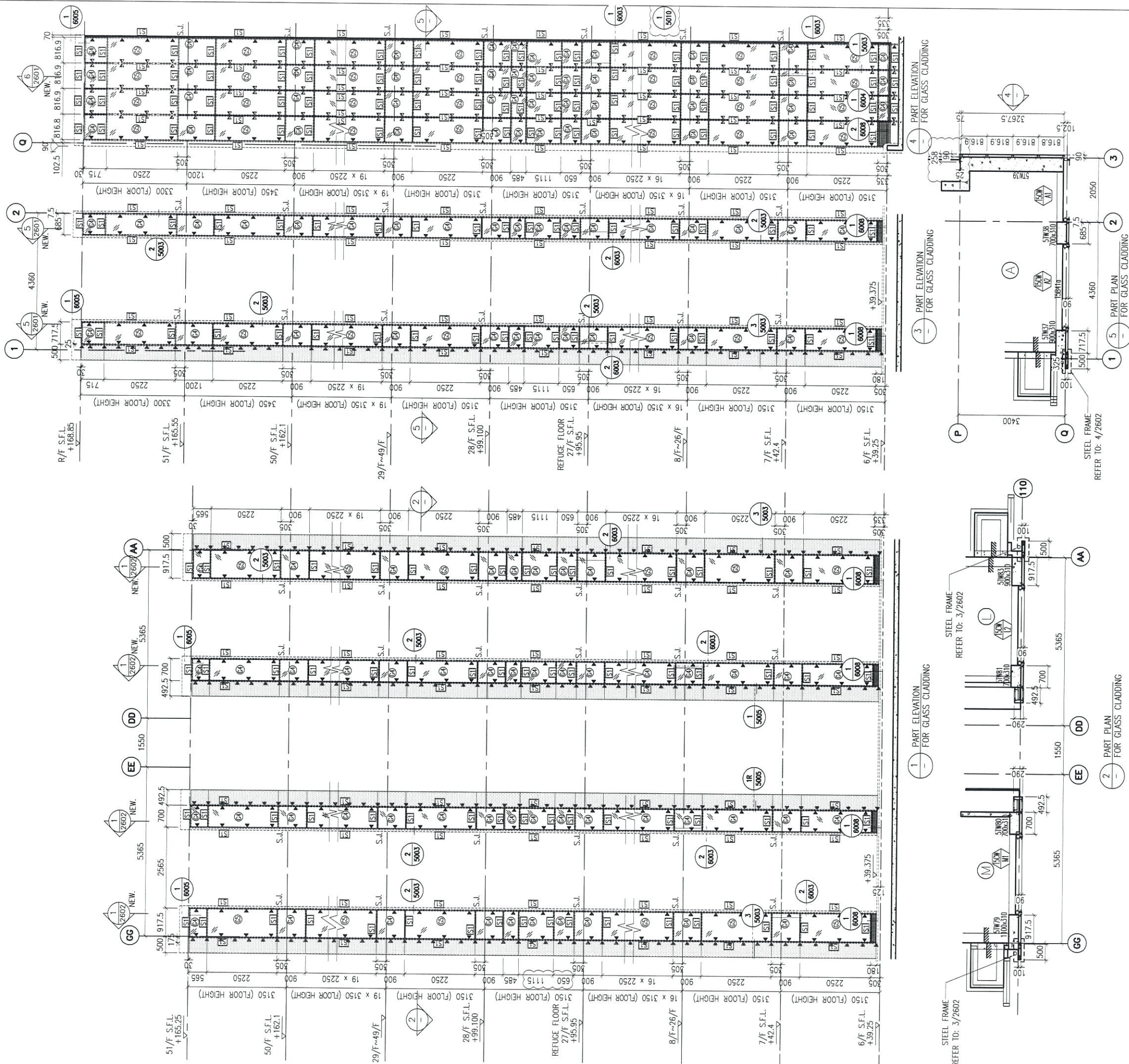
DATE : 04-JUL-18 SCALE : 1:60 (A1)

DRAWN BY : ASING CHECKED BY : -

美特鋁質有限公司 MIDI ALUMINIUM FABRICATOR LTD.
Units 6-8, Sunray Industrial Centre, 1/F
610 Cha Kwo Ling Road, Kowloon
Tel:23489211-4 Fax:(852)2727666

DWG NO. : JB37-GC-2301 REV. : D

- LEGEND:**
- ST- 50x37x5mm THK. G.M.S. CHANNEL (CUT FROM 100x50x5mm THK. G.M.S. R.H.S.)
 - ST- 8 mm THK. HEAT STRENGTHENED BLUE TINTED GLASS (SPANDREL GLASS)
 - ST- 8 mm THK. TEMPERED BLUE TINTED GLASS
 - ST- 100x65x8mm THK. G.M.S. ANGLE BRACKET (L=250mm) W/ 2N05-HILTI HST3-R MB ANCHOR BOLT (MAX. @900c/c)
 - ST- 100x65x8mm THK. G.M.S. ANGLE BRACKET (L=200mm) W/ 1N0-HILTI HST3-R MB ANCHOR BOLT (MAX. @900c/c)
 - S.J. - STACK JOINT
 - AL- 3 mm THK. ALUM. CLADDING



B.D. REF :

CLIENT :
 Sino Land Company Limited

ARCHITECT :
 WONG TUNG & PARTNERS LIMITED ARCHITECTS & PLANNERS

MAIN CONTRACTOR :
 CR Construction Company Limited

STRUCTURAL ENGINEER :
 AECOM

FACADE CONSULTANT:
 AECOM

NOTE :

- ALL DIMENSIONS ARE IN mm.
- ALL ELEVATIONS ARE VIEWED FROM OUTSIDE.
- ALL DIMENSIONS TO BE VERIFIED ON SITE BEFORE FABRICATION.

LEGEND :

- X1 - DETAIL MARK NO.
- X001 - REFER SHEET NO.
- 1. F.F.L. -- FINISHED FLOOR LEVEL
- 2. S.F.L. -- STRUCTURAL FLOOR LEVEL
- 3. (R) -- REVERSED DETAIL

NO.	DATE	REVISED	BY
D	15/6/2019	GENERAL REVISED	
C	30/1/2019	GENERAL REVISED	
B	17/11/2018	GENERAL REVISED	
A	15/10/2018	GENERAL REVISED	

JOB NO. : J-837

PROJECT :
 URA KWUN TONG TOWN CENTRE REDEVELOPMENT (AREA 2 & 3) AT NKIL 6514, KWUN TONG, KWLOON

TITLE :
 PART ELEVATION OF GLASS CLADDING AT TOWER 5

DATE : 04-JUL-18 SCALE : 1:60 (A1)

DRAWN BY : ASING CHECKED BY : -

英特鋁質有限公司
 MIDI ALUMINUM FABRICATOR LTD.
 Units 6-8, Sunray Industrial Centre, 1/F
 610 Cha Kwo Ling Road, Kowloon
 Tel:23489211-4 Fax:(852)2727666

DWG NO. : J837-GC-2501 REV. : D

B.D. REF :
 CLIENT :
信和置業有限公司
 Sino Land Company Limited

ARCHITECT :
WONG TUNG & PARTNERS LIMITED
 ARCHITECTS & PLANNERS

MAIN CONTRACTOR :
CR Construction Company Limited

STRUCTURAL ENGINEER :
AECOM

FAÇADE CONSULTANT :
AECOM

NOTE :
 1. ALL DIMENSIONS ARE IN mm.
 2. ALL ELEVATIONS ARE VIEWED FROM OUTSIDE.
 3. ALL DIMENSIONS TO BE VERIFIED ON SITE BEFORE FABRICATION.

LEGEND :
 X1 --- DETAIL MARK NO.
 X001 --- REFER SHEET NO.

1. F.F.L. --- FINISHED FLOOR LEVEL
 2. S.F.L. --- STRUCTURAL FLOOR LEVEL
 3. (R) --- REVERSED DETAIL

NO.	DATE	REVISED	BY
D	24/4/2019	GENERAL REVISED	
C	30/1/2019	GENERAL REVISED	
B	17/11/2018	GENERAL REVISED	
A	15/10/2018	GENERAL REVISED	

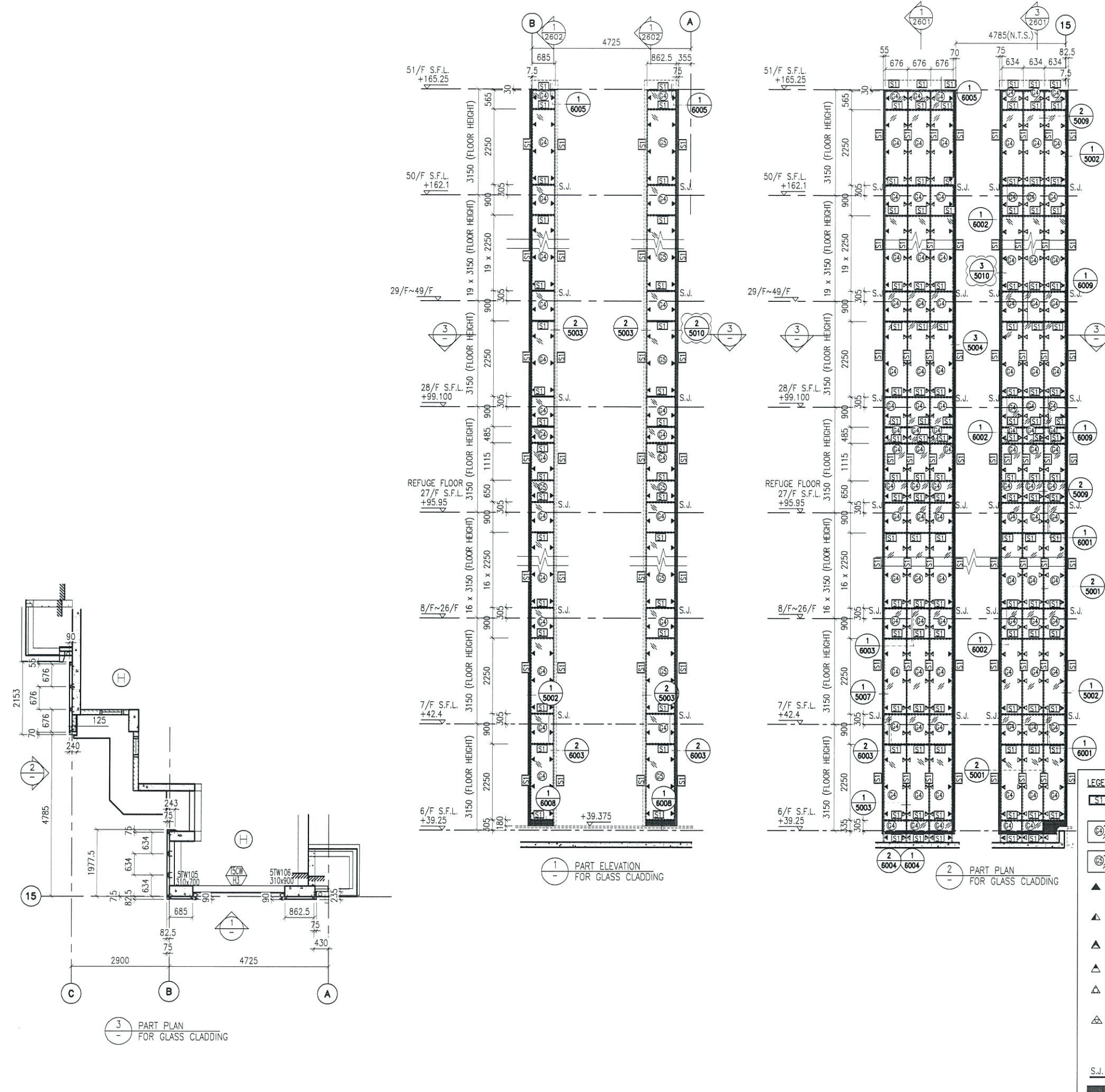
JOB NO. : J-837
 PROJECT :
 URA KWUN TONG TOWN CENTRE
 REDEVELOPMENT (AREA 2 & 3) AT
 NKIL 6514, KWUN TONG, KWLOON

TITLE :
 PART ELEVATION
 OF GLASS CLADDING
 AT TOWER 5

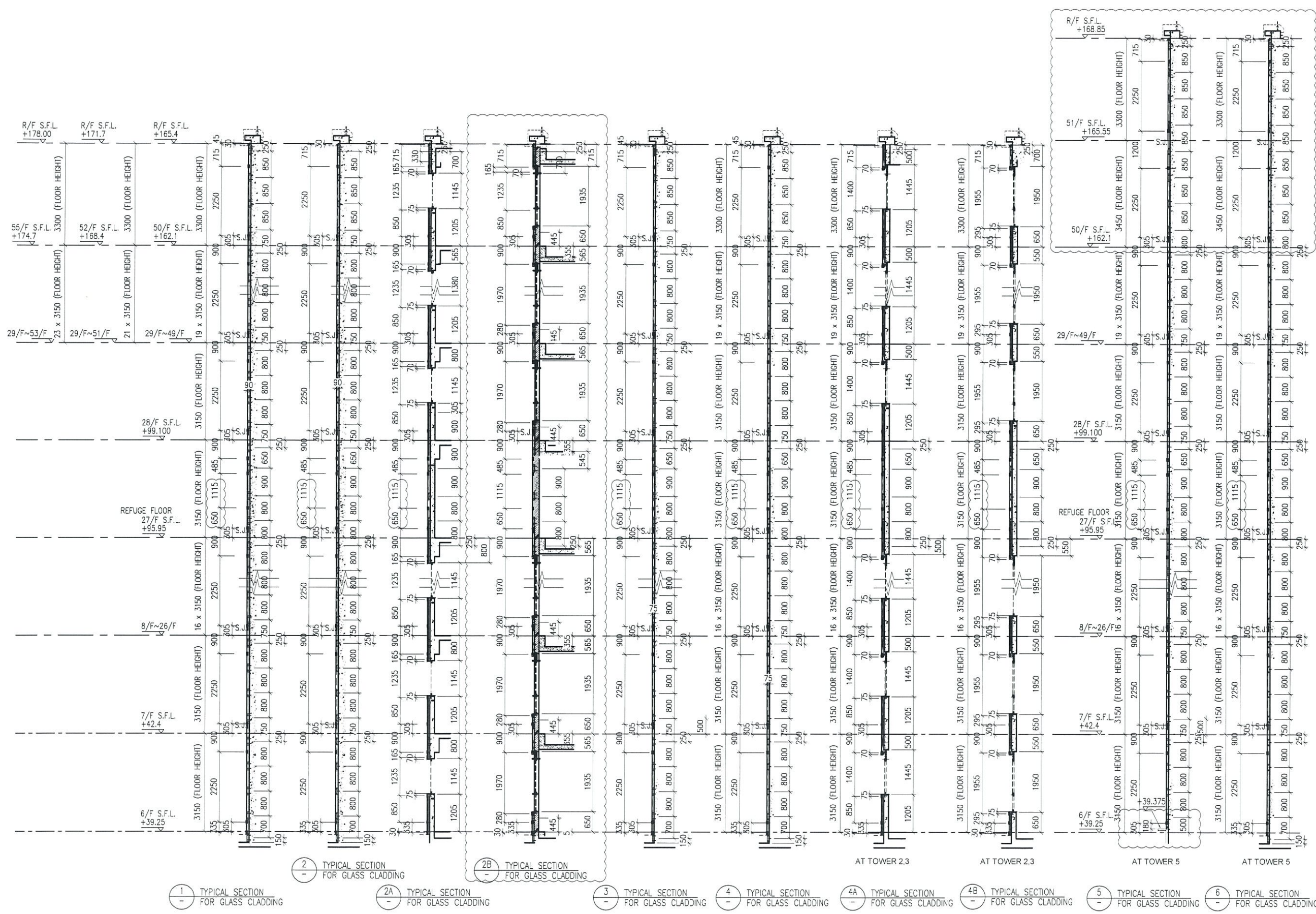
DATE : 04-JUL-18 SCALE : 1:60 (A1)
 DRAWN BY : ASING CHECKED BY : -

美特鋁質有限公司
MIDI ALUMINIUM FABRICATOR LTD.
 Units 6-8, Sunray Industrial Centre, 1/F
 610 Cha Kwo Ling Road, Kowloon
 Tel: 23489211-4 Fax: (852) 2727666

DWG NO. : JB37-GC-2502 REV. : D



- LEGEND:**
- ST1 - 50x37x5mm THK. G.M.S. CHANNEL (CUT FROM 100x50x5mm THK. G.M.S. R.H.S.)
 - (R) - 8 mm THK. HEAT STRENGTHENED BLUE TINTED GLASS (SPANDREL GLASS)
 - (S) - 8 mm THK. TEMPERED BLUE TINTED GLASS
 - ▲ - 100x65x8mm THK. G.M.S. ANGLE BRACKET (L=250mm) W/ 2NOS-HILTI HST3-R M8 ANCHOR BOLT (MAX. @900c/c)
 - ▲ - 100x65x8mm THK. G.M.S. ANGLE BRACKET (L=200mm) W/ 1NO-HILTI HST3-R M8 ANCHOR BOLT (MAX. @900c/c)
 - ▲ - 100x50x6mm THK. G.M.S. ANGLE BRACKET (L=250mm) W/ 2NOS-HILTI HST3-R M8 ANCHOR BOLT (@900c/c)
 - ▲ - 100x50x6mm THK. G.M.S. ANGLE BRACKET (L=200mm) W/ 1NO-HILTI HST3-R M8 ANCHOR BOLT (@900c/c)
 - ▲ - 100x50x6mm THK. G.M.S. ANGLE BRACKET (L=200mm) W/ CAST IN EMBED(300x250x12mm THK. G.M.S. PLATE & #12 G.M.S. ROD (GR. 500B))
 - ▲ - HILTI HST3-R M12 ANCHOR BOLT (2NOS. MAX. @500c/c) & 100x65x8mm THK. G.M.S. ANGLE BRACKET (L=120mm) (2NOS. MAX. @500c/c) & M8 S/S BOLT & NUT (2 NOS.)
 - S.J. - STACK JOINT
 - - 3 mm THK. ALUM. CLADDING



B.D. REF :

CLIENT :
 信和置業有限公司
 Sino Land Company Limited

ARCHITECT :
 WONG TUNG & PARTNERS LIMITED
 ARCHITECTS & PLANNERS

MAIN CONTRACTOR :
 CR Construction Company Limited

STRUCTURAL ENGINEER :
 AECOM

FACADE CONSULTANT :
 AECOM

NOTE :
 1. ALL DIMENSIONS ARE IN mm.
 2. ALL ELEVATIONS ARE VIEWED FROM OUTSIDE.
 3. ALL DIMENSIONS TO BE VERIFIED ON SITE BEFORE FABRICATION.

LEGEND :

 1. F.F.L. -- FINISHED FLOOR LEVEL
 2. S.F.L. -- STRUCTURAL FLOOR LEVEL
 3. Ⓡ -- REVERSED DETAIL

B	30/1/2019	GENERAL REVISED	
A	17/11/2018	GENERAL REVISED	
NO.	DATE	REVISED	BY

JOB NO. : J-837
 PROJECT :
 URA KWUN TONG TOWN CENTRE
 REDEVELOPMENT (AREA 2 & 3) AT
 NKIL 6514, KWUN TONG, KWLOON

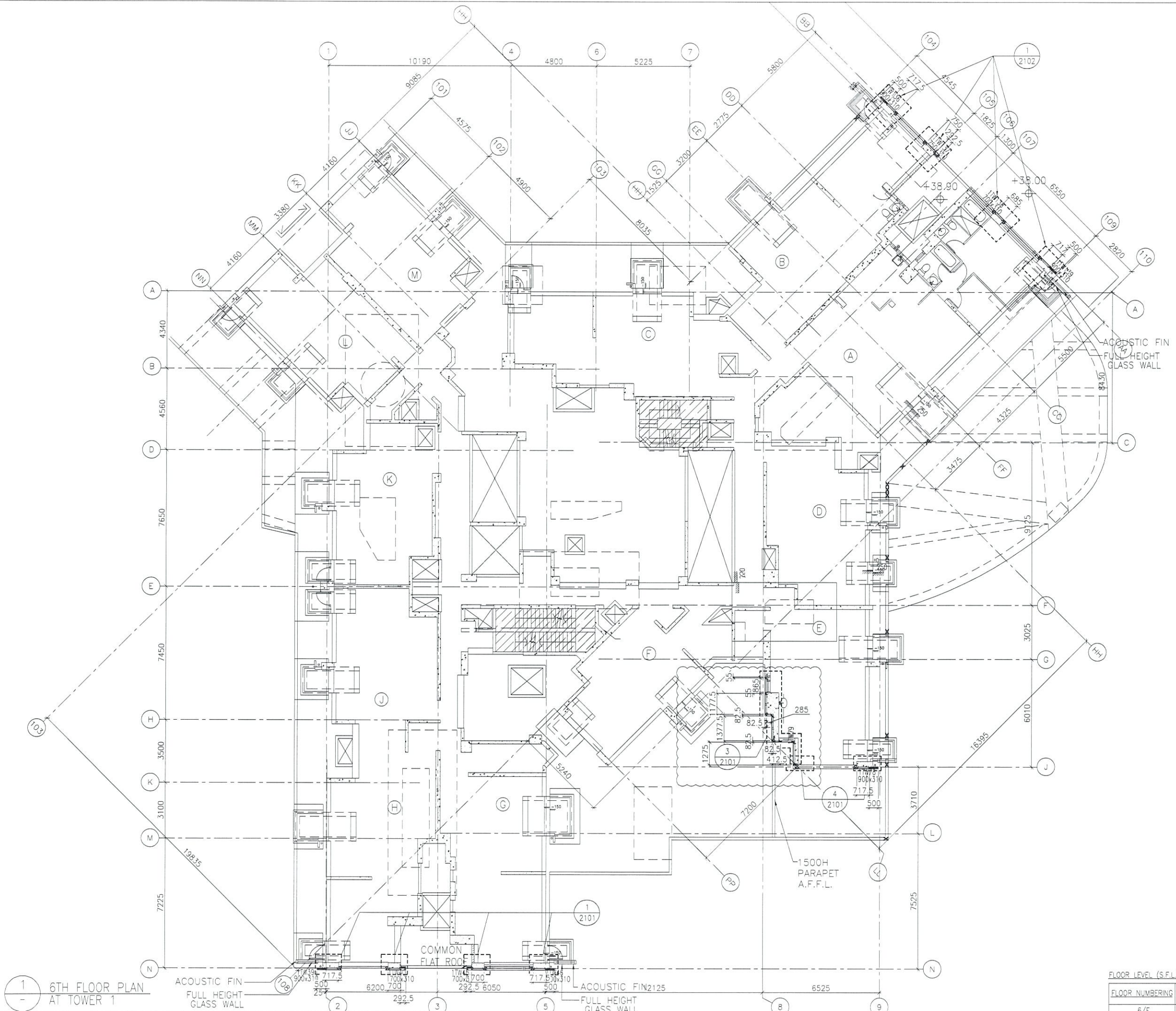
TITLE :
 TYPICAL SECTION
 OF GLASS CLADDING

DATE : 04-JUL-18 SCALE : 1:60 (A1)

DRAWN BY : ASING CHECKED BY : -

美特鋁質有限公司
 ALUMINIUM FABRICATOR LTD.
 Units 6-8, Sunray Industrial Centre, 1/F
 610 Cha Kwo Ling Road, Kowloon
 Tel: 23489211-4 Fax: (852) 2727666


DWG NO. : J837-GC-2601 REV. : B



B.D. REF :

CLIENT :
 信和置業有限公司
 Sino Land Company Limited



ARCHITECT :
 WONG TUNG & PARTNERS LIMITED
 ARCHITECTS & PLANNERS


MAIN CONTRACTOR :
 CR Construction Company Limited

STRUCTURAL ENGINEER :


FACADE CONSULTANT :


NOTE :
 1. ALL DIMENSIONS ARE IN mm.
 2. ALL ELEVATIONS ARE VIEWED FROM OUTSIDE.
 3. ALL DIMENSIONS TO BE VERIFIED ON SITE BEFORE FABRICATION.

LEGEND :
 X1 --- DETAIL MARK NO.
 X001 --- REFER SHEET NO.
 1. F.F.L. --- FINISHED FLOOR LEVEL
 2. S.F.L. --- STRUCTURAL FLOOR LEVEL
 3. (R) --- REVERSED DETAIL

B	1/3/2019	GENERAL	REVISED	
A	17/11/2018	GENERAL	REVISED	
NO	DATE	REVISION	BY	

JOB NO. : J-837
 PROJECT :
 URA KWUN TONG TOWN CENTRE
 REDEVELOPMENT (AREA 2 & 3) AT
 NKIL 6514, KWUN TONG, KWLOON

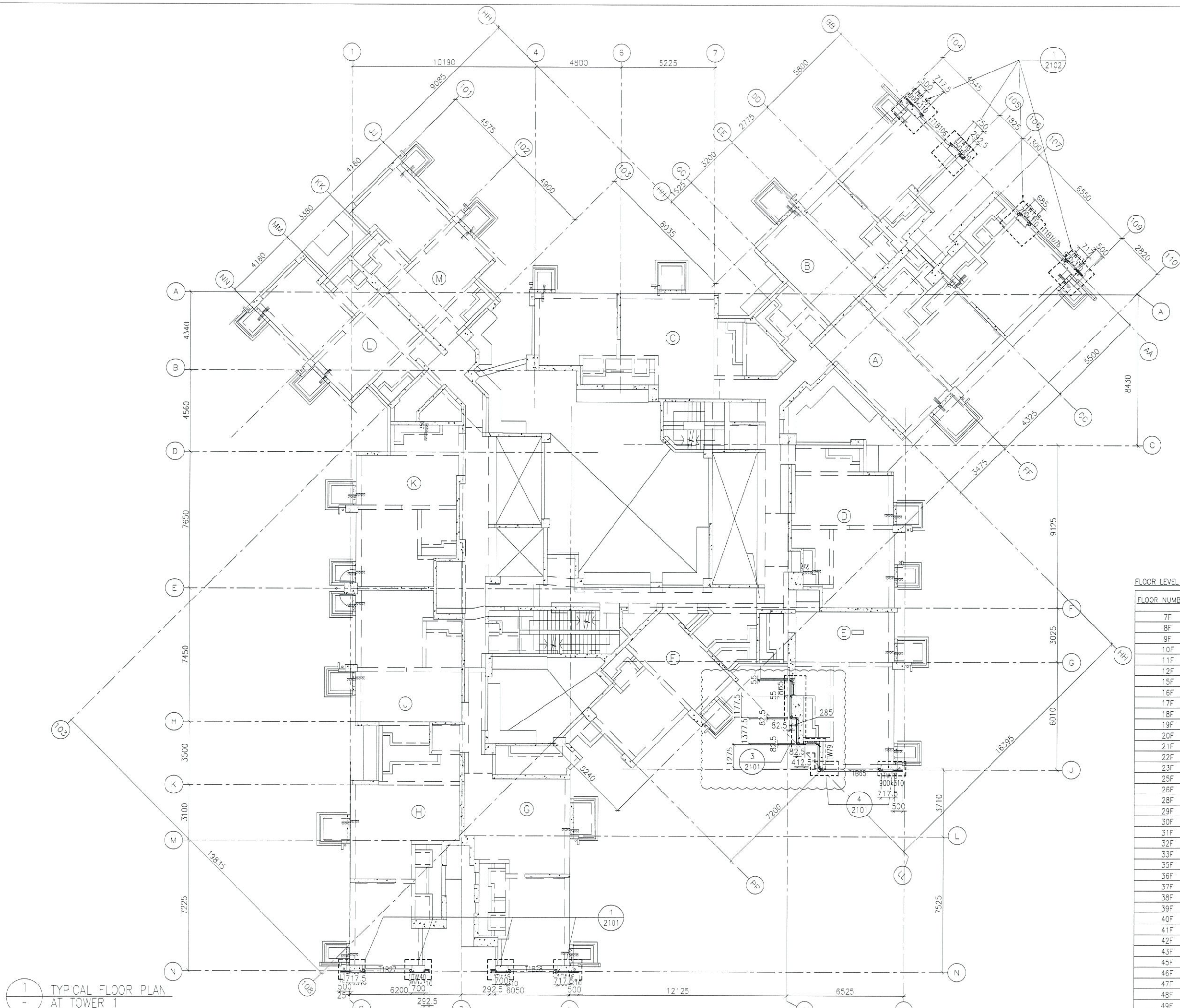
TITLE :
 6TH FLOOR PLAN
 OF GLASS CLADDING
 AT TOWER 1

DATE : 04-JUL-18 SCALE : 1:100 (A1)
 DRAWN BY : ASING CHECKED BY : -

 美特鋁質有限公司
 MIDI ALUMINIUM FABRICATOR LTD
 Units 6-8, Sunray Industrial Centre, 1/F
 610 Cha Kwo Ling Road, Kowloon
 Tel: 23489211-4 Fax: (852) 2727666
 DWG NO. : J837-GC-3101 REV. : B

FLOOR LEVEL (S.F.L.)(T1)	
FLOOR NUMBERING	LEVEL (mPD)
6/F	+38.900


1 6TH FLOOR PLAN AT TOWER 1



B.D. REF :

CLIENT :
 信和置業有限公司
 Sino Land Company Limited



ARCHITECT :
 WONG TUNG & PARTNERS LIMITED
 ARCHITECTS & PLANNERS


MAIN CONTRACTOR :
 CR Construction Company Limited

STRUCTURAL ENGINEER :


FACADE CONSULTANT:


NOTE :
 1. ALL DIMENSIONS ARE IN mm.
 2. ALL ELEVATIONS ARE VIEWED FROM OUTSIDE.
 3. ALL DIMENSIONS TO BE VERIFIED ON SITE BEFORE FABRICATION.

LEGEND :
 -- DETAIL MARK NO.
 -- REFER SHEET NO.
 1. F.F.L. -- FINISHED FLOOR LEVEL
 2. S.F.L. -- STRUCTURAL FLOOR LEVEL
 3. (R) -- REVERSED DETAIL

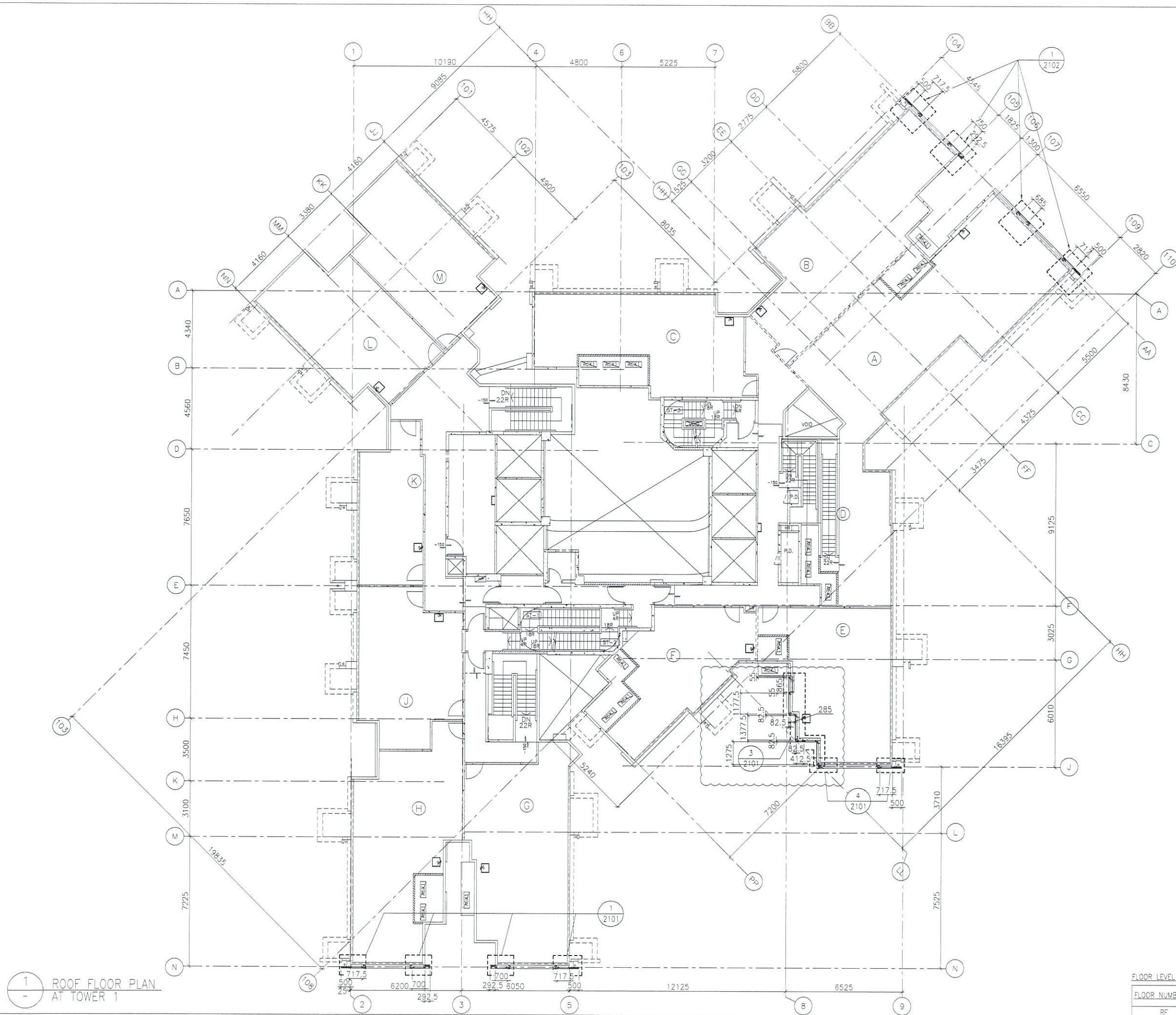
FLOOR LEVEL (S.F.L.)(T1)	
FLOOR NUMBERING	LEVEL (mPD)
7F	42.400
8F	45.550
9F	48.700
10F	51.850
11F	55.000
12F	58.150
15F	61.300
16F	64.450
17F	67.600
18F	70.750
19F	73.900
20F	77.050
21F	80.200
22F	83.350
23F	86.500
25F	89.650
26F	92.800
28F	99.250
29F	102.250
30F	105.400
31F	108.550
32F	111.700
33F	114.850
35F	118.000
36F	121.150
37F	124.300
38F	127.450
39F	130.600
40F	133.750
41F	136.900
42F	140.050
43F	143.100
45F	146.350
46F	149.500
47F	152.650
48F	155.800
49F	158.950

B	1/3/2019	GENERAL REVISED	
A	17/11/2018	GENERAL REVISED	
NO	DATE	REVISED	BY

JOB NO. : J-837
 PROJECT :
 URA KWUN TONG TOWN CENTRE
 REDEVELOPMENT (AREA 2 & 3) AT
 NKIL 6514, KWUN TONG, KWLOON

TITLE :
 TYPICAL FLOOR PLAN
 OF GLASS CLADDING
 AT TOWER 1

DATE : 04-JUL-18 SCALE : 1:100 (A1)
 DRAWN BY : ASING CHECKED BY : -
 美特鋁質有限公司
 MIDI ALUMINIUM FABRICATOR LTD.
 Units 6-8, Sunray Industrial Centre, 1/F
 610 Cha Kwo Ling Road, Kowloon
 Tel: 23489211-4 Fax: (852) 27727666
 DWG NO. : J837-GC-3102 REV. : B




1 ROOF FLOOR PLAN
- AT TOWER 1

FLOOR NUMBERING	LEVEL (mPD)
RF	+165.400

B.D. REF :

CLIENT :
 信和置業有限公司
 Sino Land Company Limited



ARCHITECT :
 WONG TUNG & PARTNERS LIMITED
 ARCHITECTS & PLANNERS


MAIN CONTRACTOR :
 CR Construction Company Limited

STRUCTURAL ENGINEER :


FACADE CONSULTANT:


NOTE :
 1. ALL DIMENSIONS ARE IN mm.
 2. ALL ELEVATIONS ARE VIEWED FROM OUTSIDE.
 3. ALL DIMENSIONS TO BE VERIFIED ON SITE BEFORE FABRICATION.

LEGEND :
 X1 --- DETAIL MARK NO.
 X001 --- REFER SHEET NO.
 1. F.F.L. --- FINISHED FLOOR LEVEL
 2. S.F.L. --- STRUCTURAL FLOOR LEVEL
 3. (R) --- REVERSED DETAIL

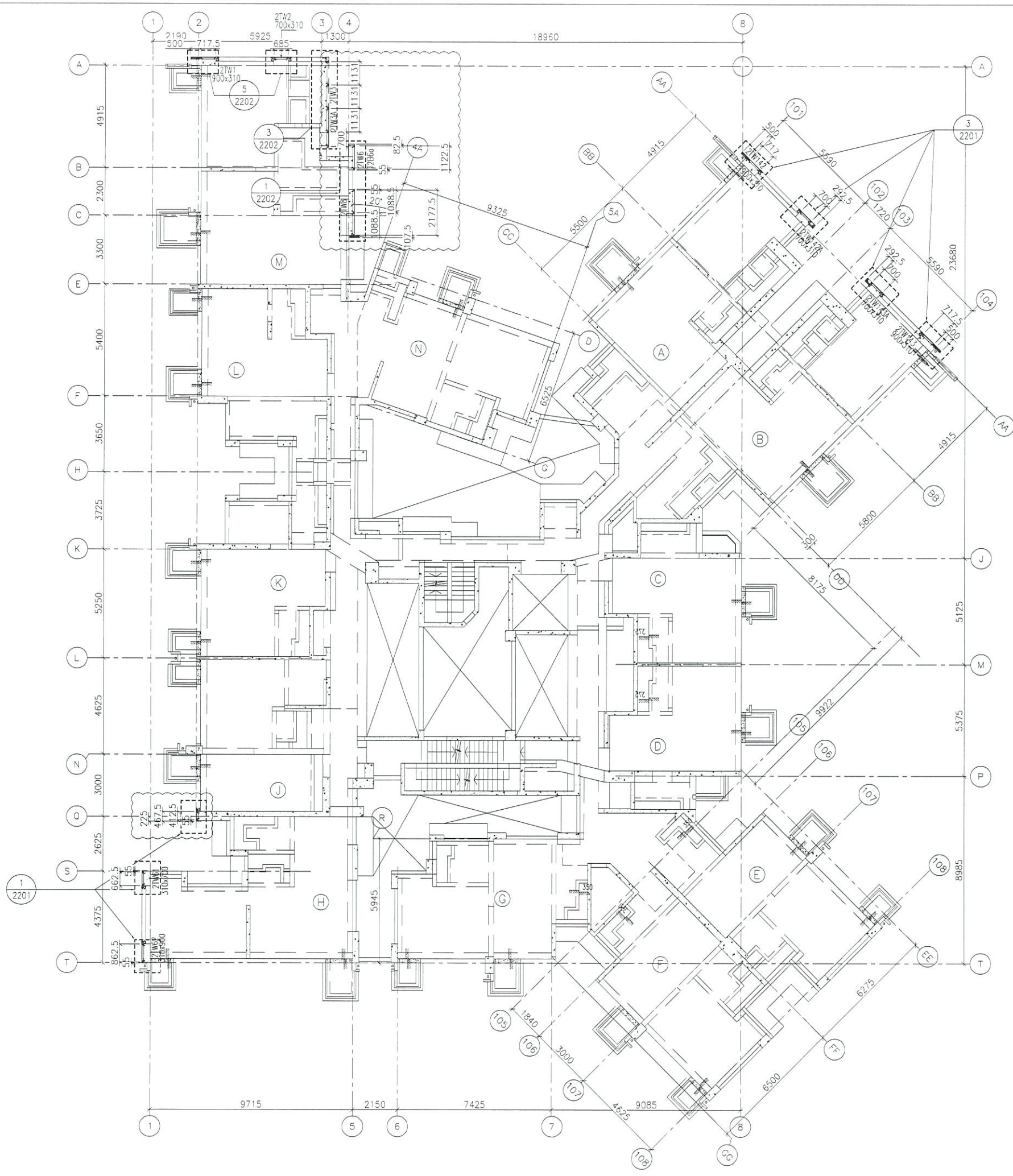
NO.	DATE	REVISED	BY
B	1/3/2019	GENERAL REVISED	
A	17/11/2018	GENERAL REVISED	

JOB NO. : J-837
 PROJECT :
 URA KWUN TONG TOWN CENTRE
 REDEVELOPMENT (AREA 2 & 3) AT
 NKIL 6514, KWUN TONG, KWLOON

TITLE :
 ROOF FLOOR PLAN
 OF GLASS CLADDING
 AT TOWER 1

DATE : 04-JUL-18 SCALE : 1:100 (A1)
 DRAWN BY : ASING CHECKED BY : -

 美特鋁質有限公司
 MIDI ALUMINIUM FABRICATOR LTD.
 Units 6-8, Sunray Industrial Centre, 1/F
 610 Cho Kwo Ling Road, Kowloon
 Tel: 23489211-4 Fax: (852) 27727666
 DWG NO. : JB37-GC-3104 REV. : B



1 TYPICAL FLOOR PLAN
- AT TOWER 2

B.D. REF :

CLIENT :
 信和置業有限公司
 Sino Land Company Limited

ARCHITECT :
 WONG TUNG & PARTNERS LIMITED
 ARCHITECTS & PLANNERS

MAIN CONTRACTOR :
 CR Construction Company Limited

STRUCTURAL ENGINEER :
 AECOM

FACADE CONSULTANT :
 AECOM

NOTE :
 1. ALL DIMENSIONS ARE IN mm.
 2. ALL ELEVATIONS ARE VIEWED FROM OUTSIDE.
 3. ALL DIMENSIONS TO BE VERIFIED ON SITE BEFORE FABRICATION.

LEGEND :
 X1 -- DETAIL MARK NO.
 X001 -- REFER SHEET NO.

1. F.F.L. -- FINISHED FLOOR LEVEL
 2. S.F.L. -- STRUCTURAL FLOOR LEVEL
 3. (R) -- REVERSED DETAIL

FLOOR NUMBERING	LEVEL (mPD)
7F	42.400
8F	45.550
9F	48.700
10F	51.850
11F	55.000
12F	58.150
15F	61.300
16F	64.450
17F	67.600
18F	70.750
19F	73.900
20F	77.050
21F	80.200
22F	83.350
23F	86.500
25F	89.650
26F	92.800
28F	99.250
29F	102.250
30F	105.400
31F	108.550
32F	111.700
33F	114.850
35F	118.000
36F	121.150
37F	124.300
38F	127.450
39F	130.600
40F	133.750
41F	136.900
42F	140.050
43F	143.100
45F	146.350
46F	149.500
47F	152.650
48F	155.800
49F	158.950
50F	162.100
51F	165.250
52F	168.400
53F	171.550

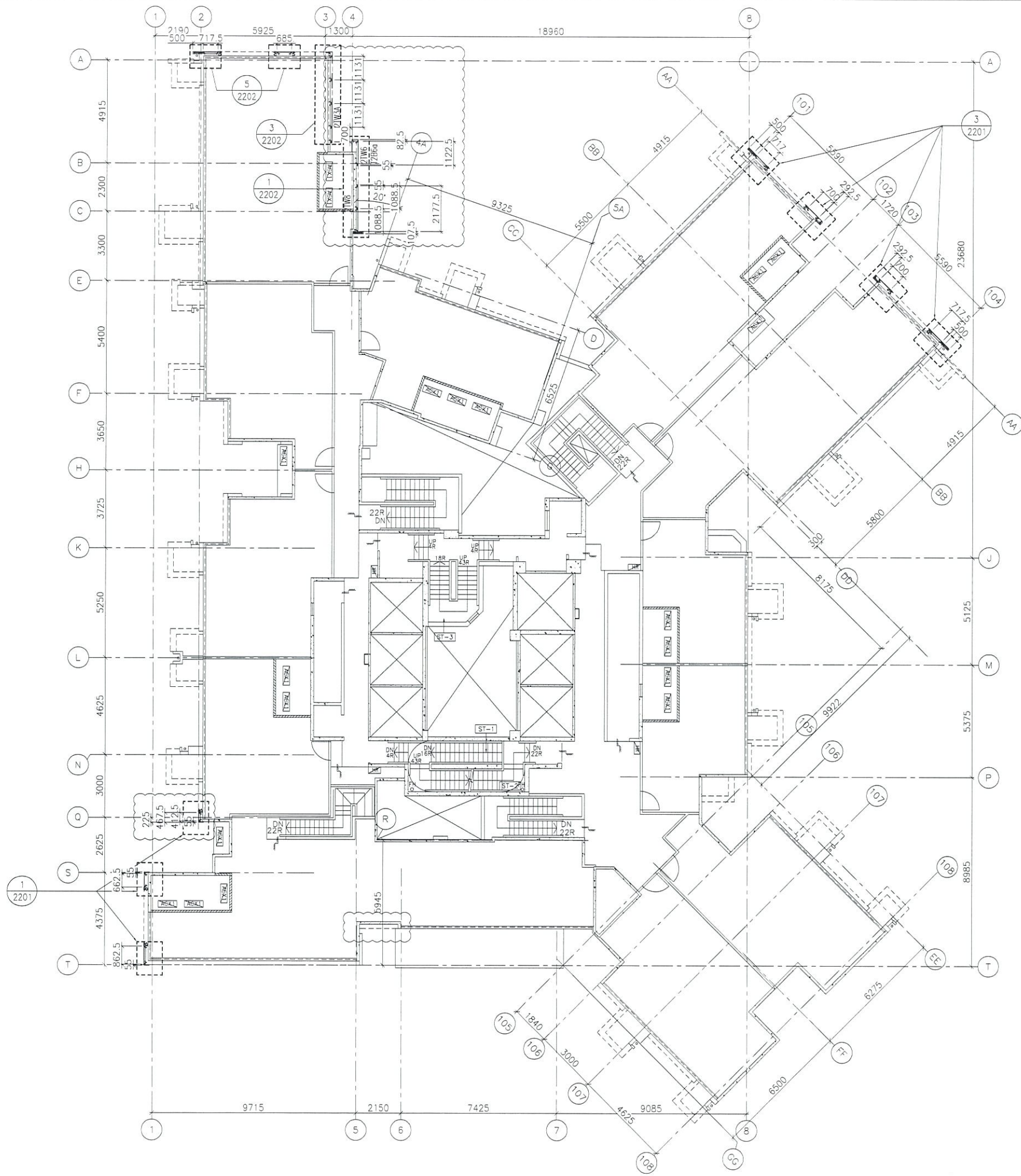
NO	DATE	REVISED	BY
B	1/3/2019	GENERAL REVISED	
A	17/11/2018	GENERAL REVISED	

JOB NO. : J-837
 PROJECT :
 URA KWUN TONG TOWN CENTRE
 REDEVELOPMENT (AREA 2 & 3) AT
 NKIL 6514, KWUN TONG, KWLOON

TITLE :
 TYPICAL FLOOR PLAN
 OF GLASS CLADDING
 AT TOWER 2

DATE : 04-JUL-18 SCALE : 1:100 (A1)
 DRAWN BY : ASING CHECKED BY : -

MIDI ALUMINIUM FABRICATOR LTD
 Units 6-8, Sunray Industrial Centre, 1/F
 610 Cha Kwo Ling Road, Kowloon
 Tel: 23489211-4 Fax: (852) 27727666
 DWG NO. : JB37-GC-3202 REV. : B




1 ROOF FLOOR PLAN
- AT TOWER 2

FLOOR NUMBERING	LEVEL (mPD)
RF	+178.000

B.D. REF :

CLIENT :
 信和置業有限公司
 Sino Land Company Limited



ARCHITECT :
 WONG TUNG & PARTNERS LIMITED
 ARCHITECTS & PLANNERS


MAIN CONTRACTOR :
 CR Construction Company Limited

STRUCTURAL ENGINEER :


FACADE CONSULTANT:


NOTE :
 1. ALL DIMENSIONS ARE IN mm.
 2. ALL ELEVATIONS ARE VIEWED FROM OUTSIDE.
 3. ALL DIMENSIONS TO BE VERIFIED ON SITE BEFORE FABRICATION.

LEGEND :
 X1 --- DETAIL MARK NO.
 X001 --- REFER SHEET NO.
 1. F.F.L. --- FINISHED FLOOR LEVEL
 2. S.F.L. --- STRUCTURAL FLOOR LEVEL
 3. (R) --- REVERSED DETAIL

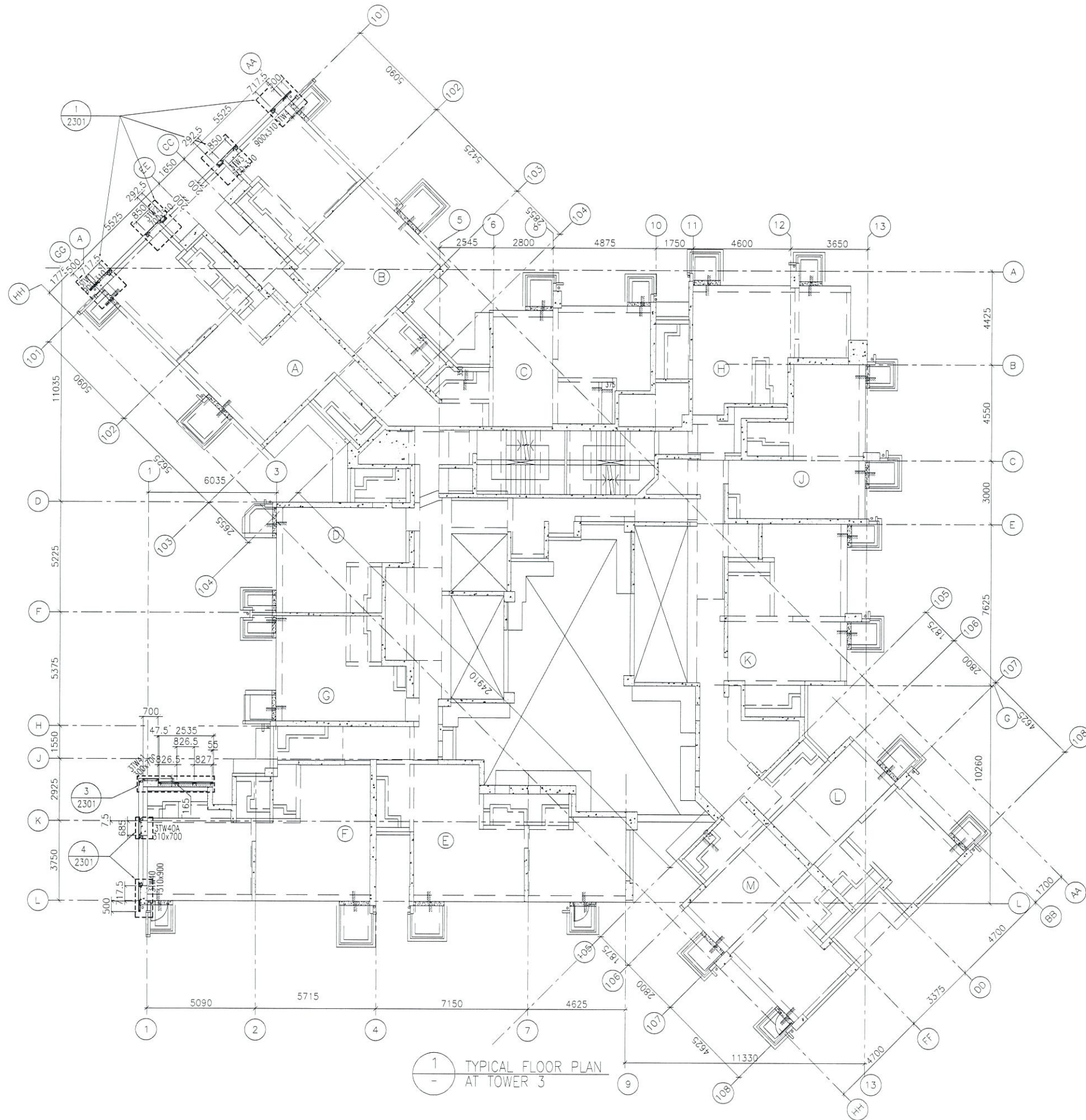
NO.	DATE	REVISED	BY
B	1/3/2019	GENERAL REVISED	
A	17/11/2018	GENERAL REVISED	

JOB NO. : J-837
 PROJECT :
 URA KWUN TONG TOWN CENTRE
 REDEVELOPMENT (AREA 2 & 3) AT
 NKIL 6514, KWUN TONG, KWLOON

TITLE :
 ROOF FLOOR PLAN
 OF GLASS CLADDING
 AT TOWER 2

DATE : 04-JUL-18 SCALE : 1:100 (A1)
 DRAWN BY : ASING CHECKED BY : -

 美特鋁質有限公司
 MIDI ALUMINIUM FABRICATOR LTD.
 Units 6-8, Sunray Industrial Centre, 1/F
 610 Ona Kwo Ling Road, Kowloon
 Tel: 23489211-4 Fax: (852) 2727666
 DWG NO. : JB37-GC-3204 REV. : B



1
-
TYPICAL FLOOR PLAN
AT TOWER 3

FLOOR LEVEL (S.F.L.)(T3)

FLOOR NUMBERING	LEVEL (mPD)
7F	42.400
8F	45.550
9F	48.700
10F	51.850
11F	55.000
12F	58.150
15F	61.300
16F	64.450
17F	67.600
18F	70.750
19F	73.900
20F	77.050
21F	80.200
22F	83.350
23F	86.500
25F	89.650
26F	92.800
28F	99.250
29F	102.250
30F	105.400
31F	108.550
32F	111.700
33F	114.850
35F	118.000
36F	121.150
37F	124.300
38F	127.450
39F	130.600
40F	133.750
41F	136.900
42F	140.050
43F	143.100
45F	146.350
46F	149.500
47F	152.650
48F	155.800
49F	158.950
50F	162.100
51F	165.250

- NOTE :
1. ALL DIMENSIONS ARE IN mm.
 2. ALL ELEVATIONS ARE VIEWED FROM OUTSIDE.
 3. ALL DIMENSIONS TO BE VERIFIED ON SITE BEFORE FABRICATION.

- LEGEND :
- X1 --- DETAIL MARK NO.
 - X001 --- REFER SHEET NO.

1. F.F.L. --- FINISHED FLOOR LEVEL
2. S.F.L. --- STRUCTURAL FLOOR LEVEL
3. (R) --- REVERSED DETAIL

B.D. REF :

CLIENT :
 信和置業有限公司
 Sino Land Company Limited

ARCHITECT :
 WONG TUNG & PARTNERS LIMITED
 ARCHITECTS & PLANNERS

MAIN CONTRACTOR :
 CR Construction Company Limited

STRUCTURAL ENGINEER :
 AECOM

FACADE CONSULTANT:
 AECOM

NO.	DATE	GENERAL REVISION	BY
A	17/11/2018	GENERAL REVISED	

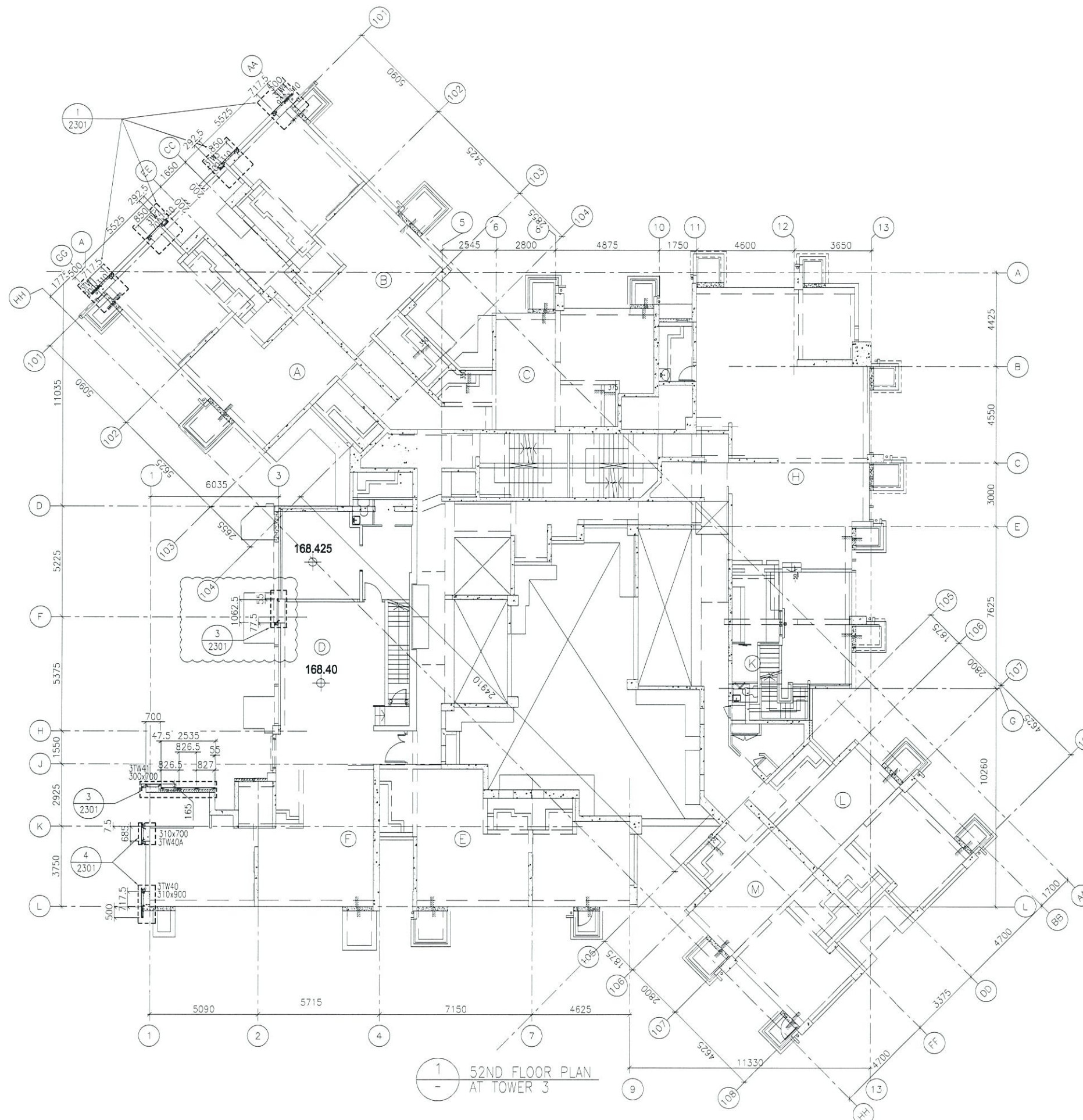
JOB NO. : J-837
 PROJECT :
 URA KWUN TONG TOWN CENTRE
 REDEVELOPMENT (AREA 2 & 3) AT
 NKIL 6514, KWUN TONG, KWLOON

TITLE :
 TYPICAL FLOOR PLAN
 OF GLASS CLADDING
 AT TOWER 3

DATE : 04-JUL-18 SCALE : 1:100 (A1)
 DRAWN BY : ASING CHECKED BY : -

美特鋁質有限公司
 MIDI ALUMINIUM FABRICATOR LTD.
 Units 6-8, Sunray Industrial Centre, 1/F
 610 Cha Kwo Ling Road, Kowloon
 Tel: 23489211-4 Fax: (852) 27727666

DWG NO. : J837-GC-3302 REV. : A



1
- 52ND FLOOR PLAN AT TOWER 3

FLOOR NUMBERING	LEVEL (mPD)
52F	+168.400

B.D. REF :

CLIENT :
 信和置業有限公司
 Sino Land Company Limited

ARCHITECT :
 WONG TUNG & PARTNERS LIMITED
 ARCHITECTS & PLANNERS

MAIN CONTRACTOR :
 CR Construction Company Limited

STRUCTURAL ENGINEER :
 AECOM

FACADE CONSULTANT:
 AECOM

NOTE :
 1. ALL DIMENSIONS ARE IN mm.
 2. ALL ELEVATIONS ARE VIEWED FROM OUTSIDE.
 3. ALL DIMENSIONS TO BE VERIFIED ON SITE BEFORE FABRICATION.

LEGEND :
 X1 --- DETAIL MARK NO.
 X001 --- REFER SHEET NO.
 1. F.F.L. --- FINISHED FLOOR LEVEL
 2. S.F.L. --- STRUCTURAL FLOOR LEVEL
 3. (R) --- REVERSED DETAIL

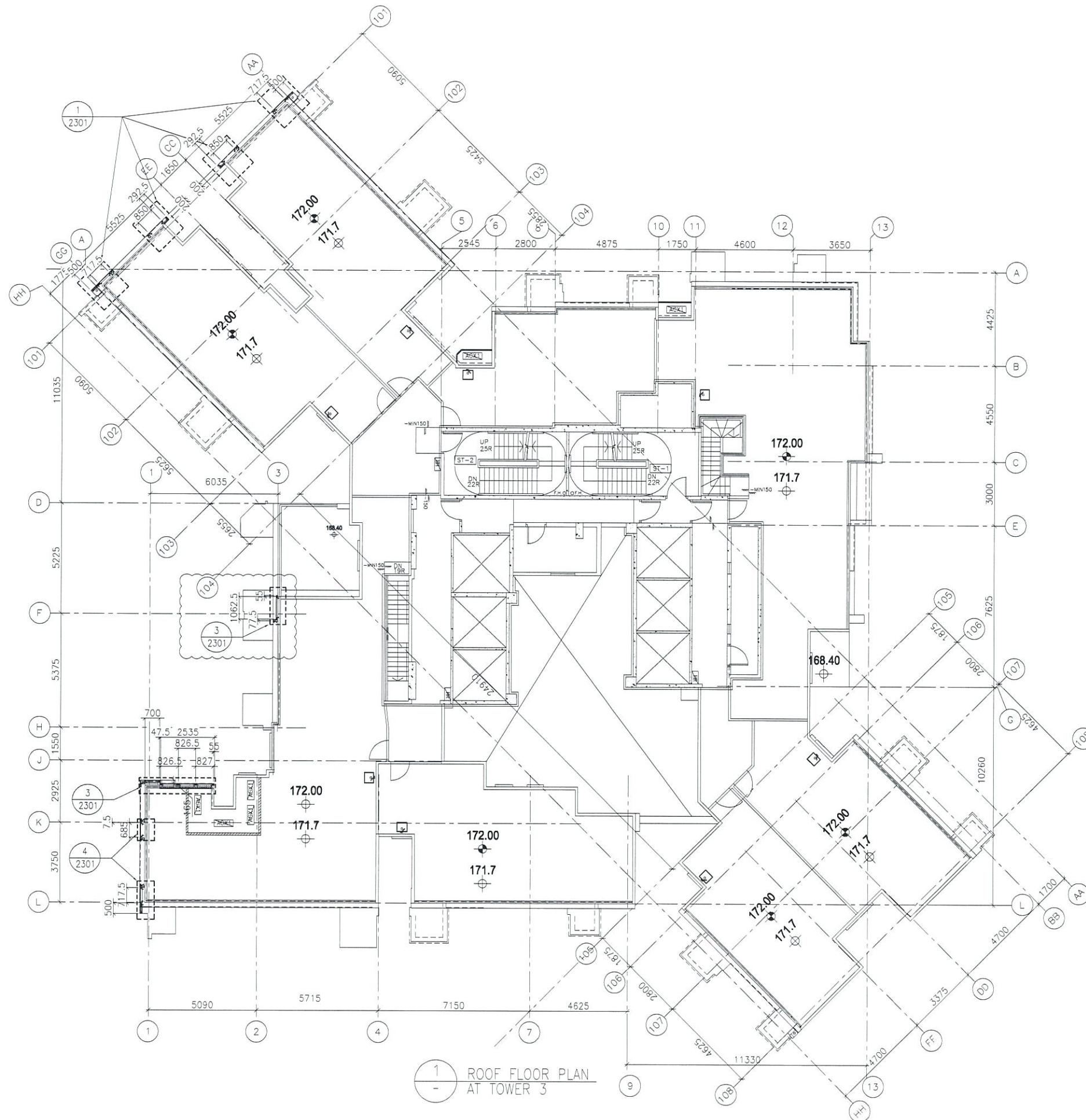
NO.	DATE	REVISED	BY
B	15/6/2019	GENERAL REVISED	
A	17/11/2018	GENERAL REVISED	

JOB NO. : J-837
 PROJECT :
 URA KWUN TONG TOWN CENTRE
 REDEVELOPMENT (AREA 2 & 3) AT
 NKIL 6514, KWUN TONG, KWLOON

TITLE :
 52ND FLOOR PLAN
 OF GLASS CLADDING
 AT TOWER 3

DATE : 04-JUL-18 SCALE : 1:100 (A1)
 DRAWN BY : ASING CHECKED BY : -

美特鋁質有限公司
 MIDI ALUMINIUM FABRICATOR LTD
 Units 6-8, Sunray Industrial Centre, 1/F
 610 Cha Kwo Ling Road, Kowloon
 Tel: 23489211-4 Fax: (852) 2727666
 DWG NO. : JB37-GC-3303 REV. : B



1 ROOF FLOOR PLAN AT TOWER 3

FLOOR LEVEL (S.F.L.)(T3)

FLOOR NUMBERING	LEVEL (mPD)
RF	+171.700

B.D. REF :

CLIENT :

信和置業有限公司
Sino Land Company Limited

ARCHITECT : WONG TUNG & PARTNERS LIMITED
ARCHITECTS & PLANNERS



MAIN CONTRACTOR :

CR Construction Company Limited

STRUCTURAL ENGINEER :

AECOM

FACADE CONSULTANT:

AECOM

NOTE :

1. ALL DIMENSIONS ARE IN mm.
2. ALL ELEVATIONS ARE VIEWED FROM OUTSIDE.
3. ALL DIMENSIONS TO BE VERIFIED ON SITE BEFORE FABRICATION.

LEGEND :

- X1 --- DETAIL MARK NO.
- X001 --- REFER SHEET NO.

1. F.F.L. --- FINISHED FLOOR LEVEL
2. S.F.L. --- STRUCTURAL FLOOR LEVEL
3. (R) --- REVERSED DETAIL

NO.	DATE	GENERAL REVISION	REVISED	BY
A	17/11/2018	GENERAL REVISION		

JOB NO. : J-837
PROJECT : URA KWUN TONG TOWN CENTRE
REDEVELOPMENT (AREA 2 & 3) AT
NKIL 6514, KWUN TONG, KWLOON

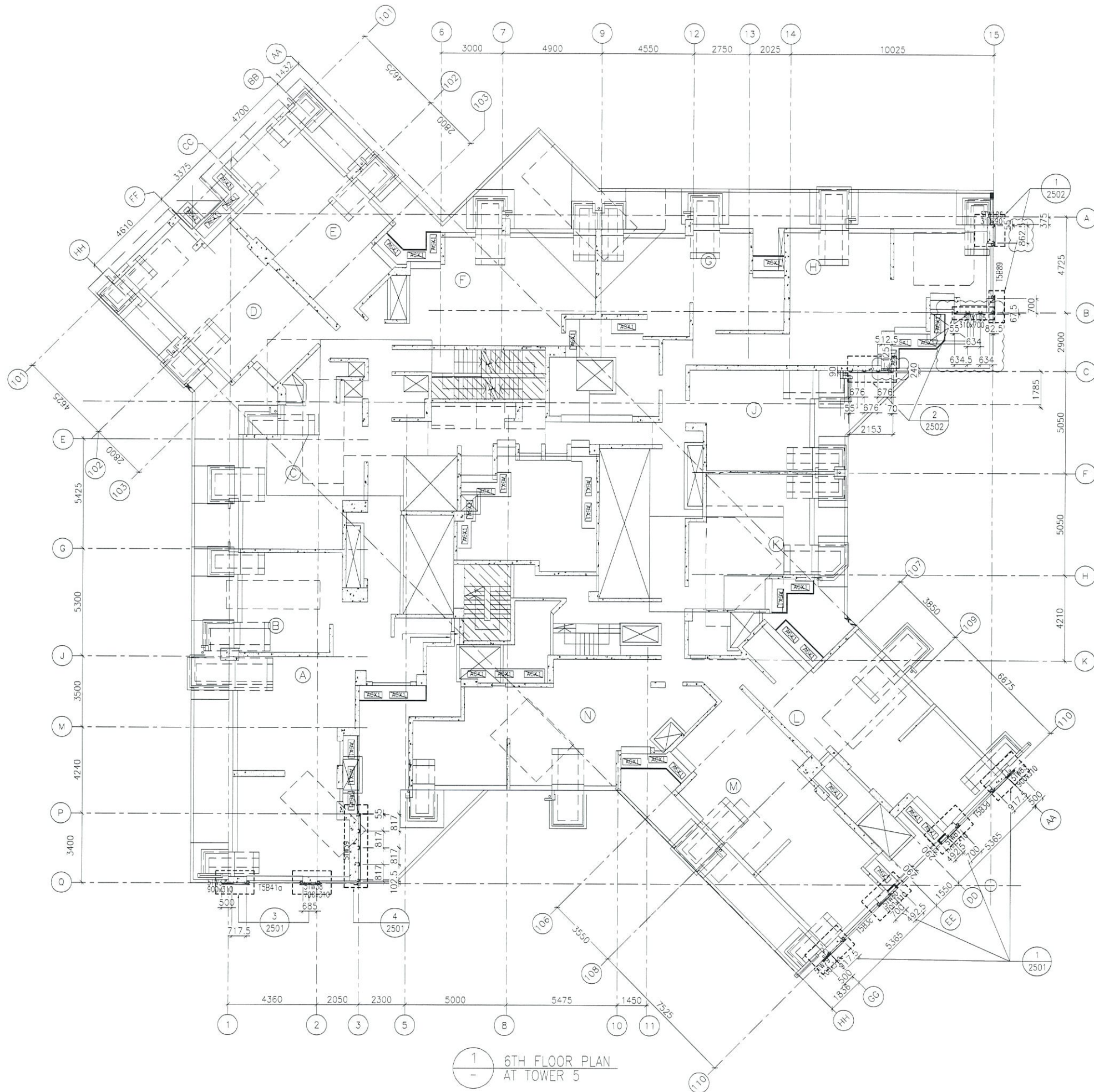
TITLE : ROOF FLOOR PLAN
OF GLASS CLADDING
AT TOWER 3

DATE : 04-JUL-18 SCALE : 1:100 (A1)

DRAWN BY : ASING CHECKED BY : -

美特鋁質有限公司
MIDI ALUMINIUM FABRICATOR LTD.
Units 6-8, Sunray Industrial Centre, 1/F
610 Cha Kwo Ling Road, Kowloon
Tel:23489211-4 Fax:(852)2727666


DWG NO. : JB37-GC-3304 REV. : A



B.D. REF :

CLIENT :
 信和置業有限公司
 Sino Land Company Limited

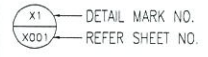
ARCHITECT :
 WONG TUNG & PARTNERS LIMITED
 ARCHITECTS & PLANNERS


MAIN CONTRACTOR :
 CR Construction Company Limited

STRUCTURAL ENGINEER :
 AECOM

FACADE CONSULTANT:
 AECOM

NOTE :
 1. ALL DIMENSIONS ARE IN mm.
 2. ALL ELEVATIONS ARE VIEWED FROM OUTSIDE.
 3. ALL DIMENSIONS TO BE VERIFIED ON SITE BEFORE FABRICATION.

LEGEND :

 1. F.F.L. -- FINISHED FLOOR LEVEL
 2. S.F.L. -- STRUCTURAL FLOOR LEVEL
 3. (R) -- REVERSED DETAIL

B	1/3/2019	GENERAL REVISED	
A	17/11/2018	GENERAL REVISED	
NO	DATE	REVISED	BY

JOB NO. : J-837
 PROJECT :
 URA KWUN TONG TOWN CENTRE
 REDEVELOPMENT (AREA 2 & 3) AT
 NKIL 6514, KWUN TONG, KWLOON

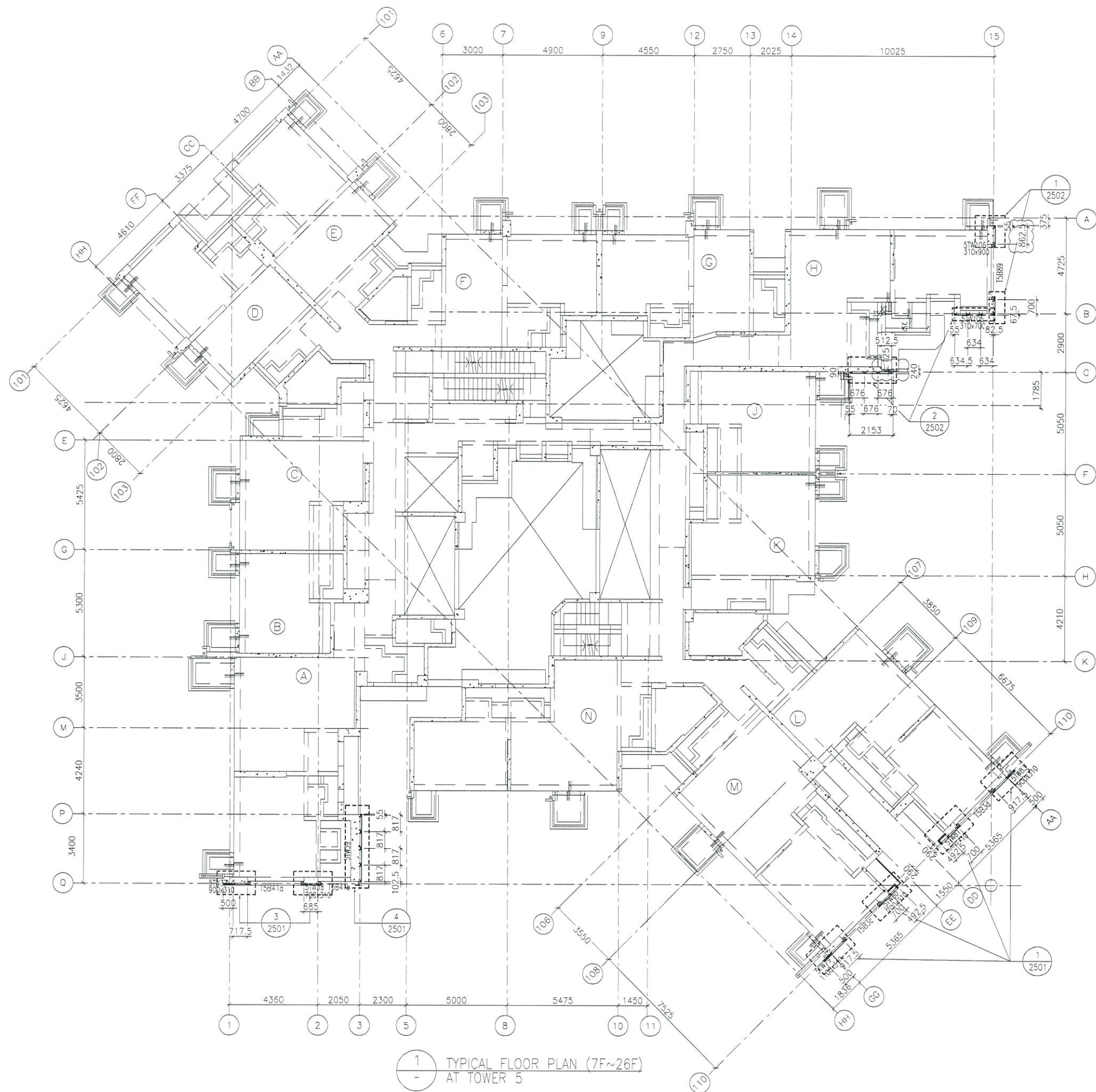
TITLE :
 6TH FLOOR PLAN
 OF GLASS CLADDING
 AT TOWER 5

DATE : 04-JUL-18 SCALE : 1:100 (A1)
 DRAWN BY : ASING CHECKED BY : -

 美特鋁質有限公司
 MIDI ALUMINIUM FABRICATOR LTD
 Units 6-8, Sunray Industrial Centre, 1/F
 610 Cha Kwo Ling Road, Kowloon
 Tel: 23489211-4 Fax: (852) 27727666

DWG NO. : J837-GC-3501 REV. : B

FLOOR NUMBERING	LEVEL (mPD)
6/F	+38.900



1 TYPICAL FLOOR PLAN (7F~26F)
- AT TOWER 5

B.D. REF :

CLIENT :
 信和置業有限公司
 Sino Land Company Limited

ARCHITECT :
 WONG TUNG & PARTNERS LIMITED
 ARCHITECTS & PLANNERS

MAIN CONTRACTOR :
 CR Construction Company Limited

STRUCTURAL ENGINEER :
 AECOM

FACADE CONSULTANT:
 AECOM

NOTE :
 1. ALL DIMENSIONS ARE IN mm.
 2. ALL ELEVATIONS ARE VIEWED FROM OUTSIDE.
 3. ALL DIMENSIONS TO BE VERIFIED ON SITE BEFORE FABRICATION.

LEGEND :
 X1 --- DETAIL MARK NO.
 X001 --- REFER SHEET NO.
 1. F.F.L. --- FINISHED FLOOR LEVEL
 2. S.F.L. --- STRUCTURAL FLOOR LEVEL
 3. (R) --- REVERSED DETAIL

B	1/3/2019	GENERAL REVISED	
A	17/11/2018	GENERAL REVISED	
NO.	DATE	REVISED	BY

JOB NO. : J-837
 PROJECT :
 URA KWUN TONG TOWN CENTRE
 REDEVELOPMENT (AREA 2 & 3) AT
 NKIL 6514, KWUN TONG, KWLOON

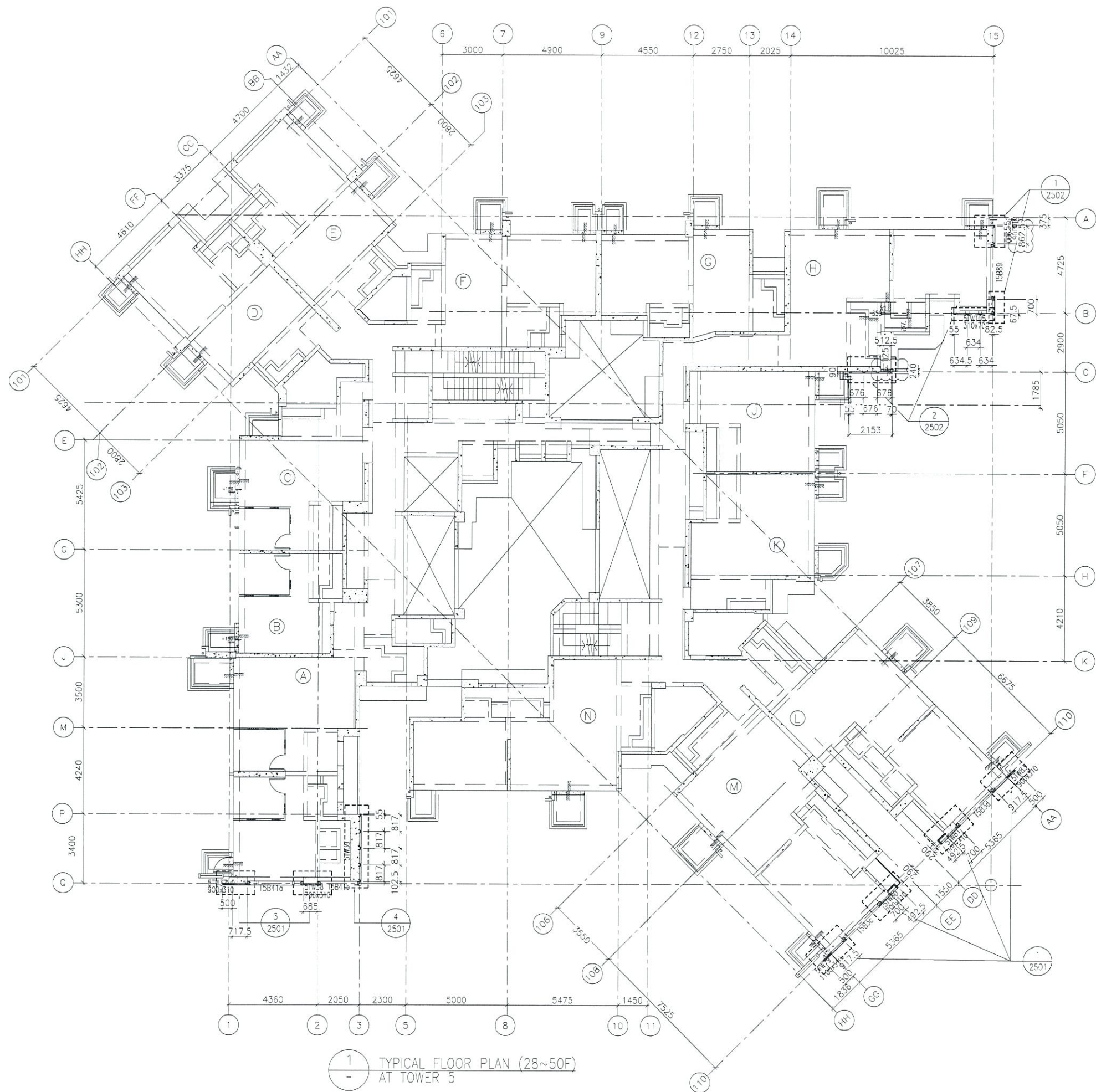
TITLE :
 TYPICAL FLOOR PLAN (7F~26F)
 OF GLASS CLADDING
 AT TOWER 5

DATE : 04-JUL-18 SCALE : 1:100 (A1)
 DRAWN BY : ASING CHECKED BY : -

美特鋁質有限公司
 MIDI ALUMINIUM FABRICATOR LTD.
 Units 6-8, Sunray Industrial Centre, 1/F
 610 Cha Kwo Ling Road, Kowloon
 Tel: 23489211-4 Fax: (852)2727666

DWG NO. : JB37-GC-3502 REV. : B

FLOOR NUMBERING	LEVEL (mPD)
7F	42.400
8F	45.550
9F	48.700
10F	51.850
11F	55.000
12F	58.150
15F	61.300
16F	64.450
17F	67.600
18F	70.750
19F	73.900
20F	77.050
21F	80.200
22F	83.350
23F	86.500
25F	89.650
26F	92.800



B.D. REF :

CLIENT :
 信和置業有限公司
 Sino Land Company Limited

ARCHITECT :
 WONG TUNG & PARTNERS LIMITED
 ARCHITECTS & PLANNERS

MAIN CONTRACTOR :
 CR Construction Company Limited

STRUCTURAL ENGINEER :
 AECOM

FACADE CONSULTANT:
 AECOM

NOTE :
 1. ALL DIMENSIONS ARE IN mm.
 2. ALL ELEVATIONS ARE VIEWED FROM OUTSIDE.
 3. ALL DIMENSIONS TO BE VERIFIED ON SITE BEFORE FABRICATION.

LEGEND :
 X1 --- DETAIL MARK NO.
 X001 --- REFER SHEET NO.
 1. F.F.L. --- FINISHED FLOOR LEVEL
 2. S.F.L. --- STRUCTURAL FLOOR LEVEL
 3. (R) --- REVERSED DETAIL

NO.	DATE	REVISION	BY
B	1/3/2019	GENERAL REVISED	
A	17/11/2018	GENERAL REVISED	

JOB NO. : J-837
 PROJECT :
 URA KWUN TONG TOWN CENTRE
 REDEVELOPMENT (AREA 2 & 3) AT
 NKIL 6514, KWUN TONG, KWLOON

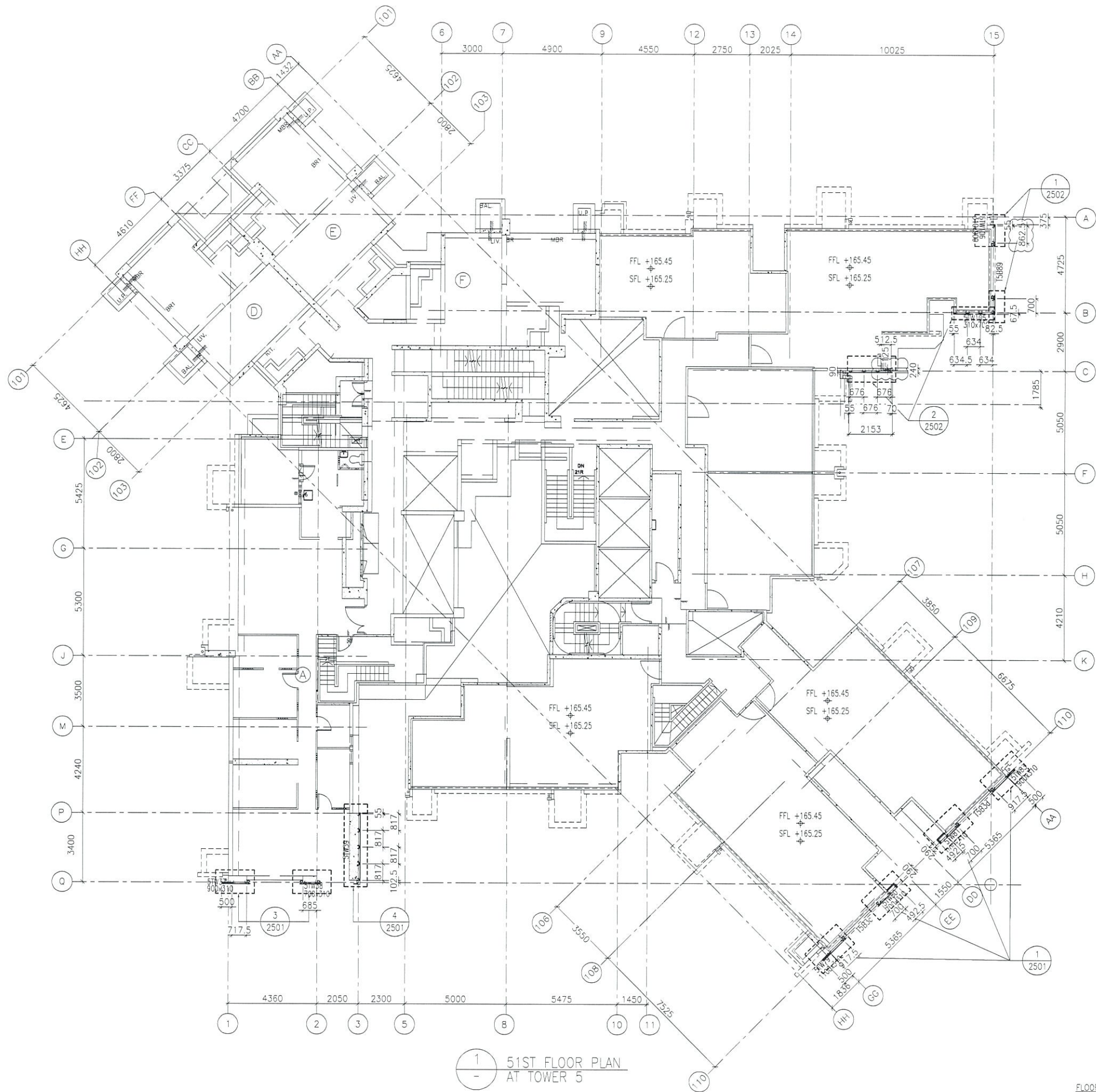
TITLE :
 TYPICAL FLOOR PLAN (28~50F)
 OF GLASS CLADDING
 AT TOWER 5

DATE : 04-JUL-18 SCALE : 1:100 (A1)
 DRAWN BY : ASING CHECKED BY : -

美特鋁質有限公司
 MIDI ALUMINIUM FABRICATOR LTD
 Units 6-8, Sunray Industrial Centre, 1/F
 610 Cha Kwo Ling Road, Kowloon
 Tel: 23489211-4 Fax: (852) 27726666

DWG NO. : JB37-GC-3503 REV. : B

FLOOR NUMBERING	LEVEL (mPD)
28F	99.250
29F	102.250
30F	105.400
31F	108.550
32F	111.700
33F	114.850
35F	118.000
36F	121.150
37F	124.300
38F	127.450
39F	130.600
40F	133.750
41F	136.900
42F	140.050
43F	143.100
45F	146.350
46F	149.500
47F	152.650
48F	155.800
49F	158.950
50F	162.100



1 51ST FLOOR PLAN AT TOWER 5

FLOOR LEVEL (S.F.L.)(T3)	
FLOOR NUMBERING	LEVEL (mPD)
51F	+165.250/+165.550

B.D. REF :

CLIENT :
 信和置業有限公司
 Sino Land Company Limited

ARCHITECT :
 WONG TUNG & PARTNERS LIMITED
 ARCHITECTS & PLANNERS

MAIN CONTRACTOR :
 CR Construction Company Limited

STRUCTURAL ENGINEER :
 AECOM

FACADE CONSULTANT:
 AECOM

NOTE :
 1. ALL DIMENSIONS ARE IN mm.
 2. ALL ELEVATIONS ARE VIEWED FROM OUTSIDE.
 3. ALL DIMENSIONS TO BE VERIFIED ON SITE BEFORE FABRICATION.

LEGEND :
 X1 --- DETAIL MARK NO.
 X001 --- REFER SHEET NO.
 1. F.F.L. --- FINISHED FLOOR LEVEL
 2. S.F.L. --- STRUCTURAL FLOOR LEVEL
 3. (R) --- REVERSED DETAIL

NO.	DATE	REVISED	BY
B	1/3/2019	GENERAL REVISED	
A	17/11/2018	GENERAL REVISED	

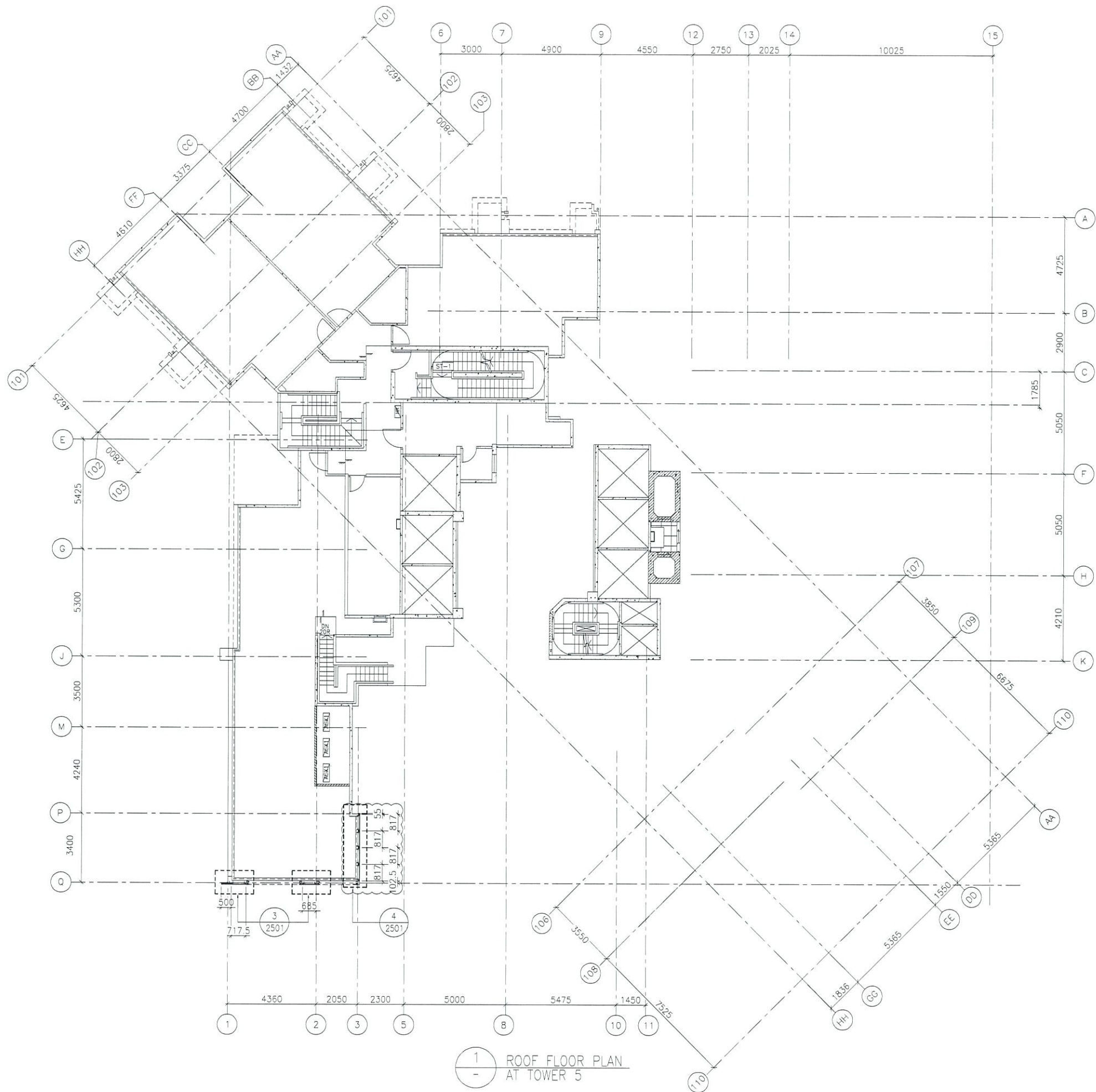
JOB NO. : J-837
 PROJECT :
 URA KWUN TONG TOWN CENTRE
 REDEVELOPMENT (AREA 2 & 3) AT
 NKIL 6514, KWUN TONG, KWLOON

TITLE :
 51ST FLOOR PLAN
 OF GLASS CLADDING
 AT TOWER 5

DATE : 04-JUL-18 SCALE : 1:100 (A1)
 DRAWN BY : ASING CHECKED BY : -

美特鋁質有限公司
 MIDI ALUMINIUM FABRICATOR LTD
 Units 6-8, Sunray Industrial Centre, 1/F
 610 Cha Kwo Ling Road, Kowloon
 Tel:23489211-4 Fax:(852)2727666

DWG NO. : J837-GC-3504 REV. : B



B.D. REF :

CLIENT :
 信和置業有限公司
 Sino Land Company Limited

ARCHITECT :
 WONG TUNG & PARTNERS LIMITED
 ARCHITECTS & PLANNERS

MAIN CONTRACTOR :
 CR Construction Company Limited

STRUCTURAL ENGINEER :
 AECOM

FACADE CONSULTANT:
 AECOM

NOTE :
 1. ALL DIMENSIONS ARE IN mm.
 2. ALL ELEVATIONS ARE VIEWED FROM OUTSIDE.
 3. ALL DIMENSIONS TO BE VERIFIED ON SITE BEFORE FABRICATION.

LEGEND :
 X1 --- DETAIL MARK NO.
 X2001 --- REFER SHEET NO.
 1. F.F.L. --- FINISHED FLOOR LEVEL
 2. S.F.L. --- STRUCTURAL FLOOR LEVEL
 3. (R) --- REVERSED DETAIL

A	17/11/2018	GENERAL REVISED	
NO.	DATE	REVISED	BY

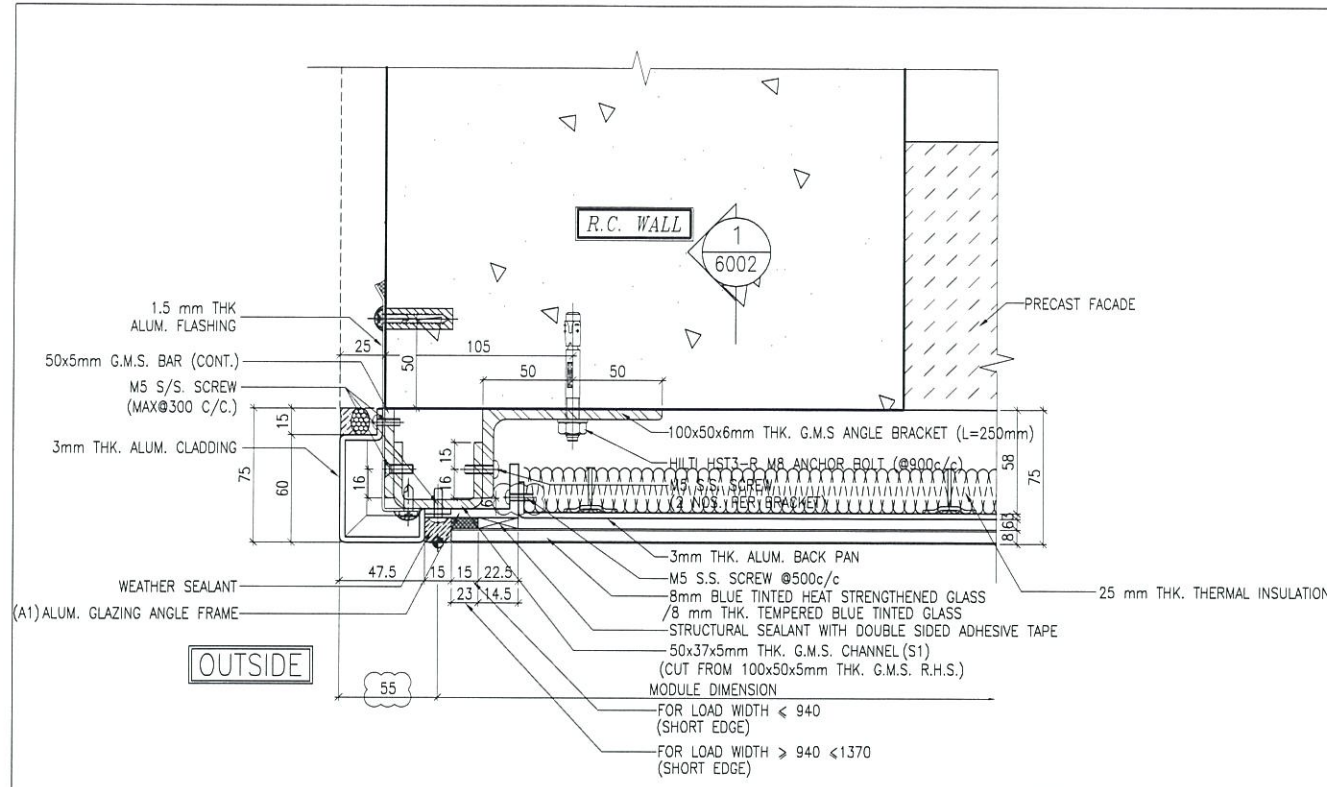
JOB NO. : J-837
 PROJECT :
 URA KWUN TONG TOWN CENTRE
 REDEVELOPMENT (AREA 2 & 3) AT
 NKIL 6514, KWUN TONG, KWLOON

TITLE :
 ROOF FLOOR PLAN
 OF GLASS CLADDING
 AT TOWER 5

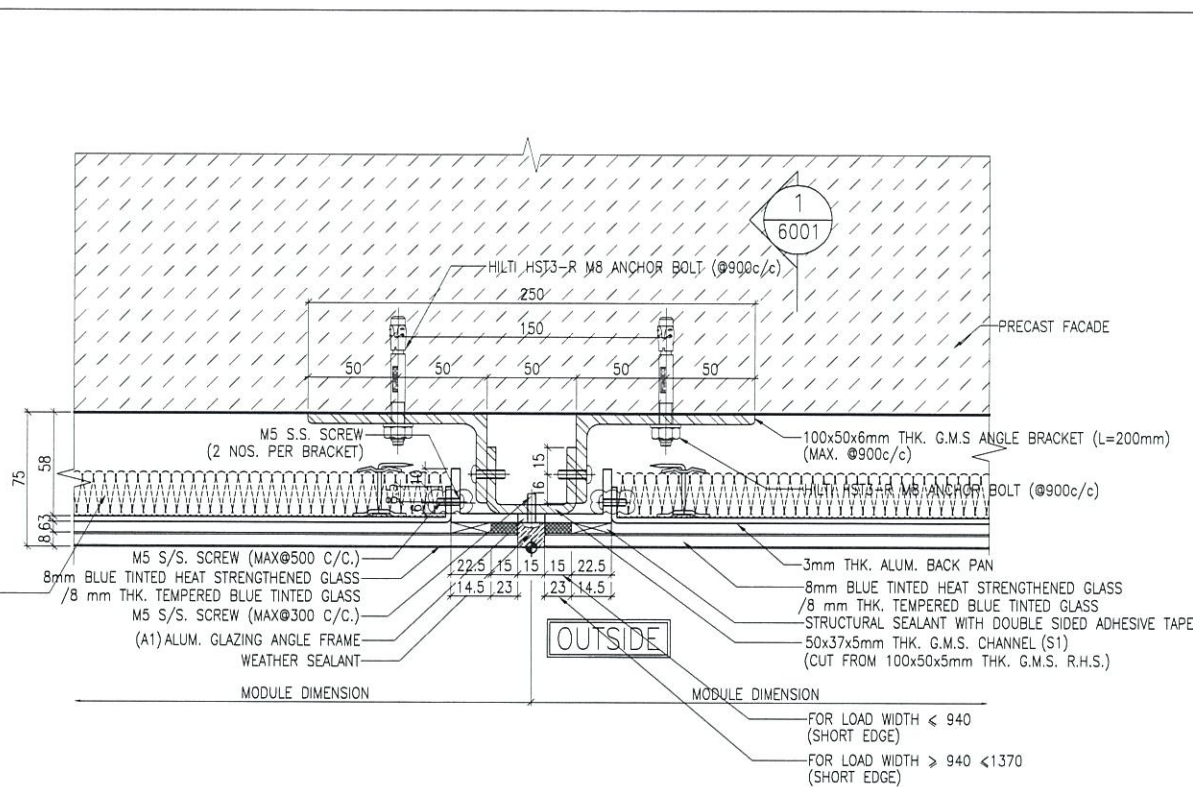
DATE : 04-JUL-18 SCALE : 1:100 (A1)
 DRAWN BY : ASING CHECKED BY : -

美特鋁質有限公司
 MIDI ALUMINIUM FABRICATOR LTD.
 Units 6-8, Sunray Industrial Centre, 1/F
 610 Cha Kwo Ling Road, Kowloon
 Tel:23489211-4 Fax:(852)27727666
 DWG NO. : J837-GC-3505 REV. : A

FLOOR LEVEL (S.F.L.)(T3)	
FLOOR NUMBERING	LEVEL (mPD)
RF	+168.850

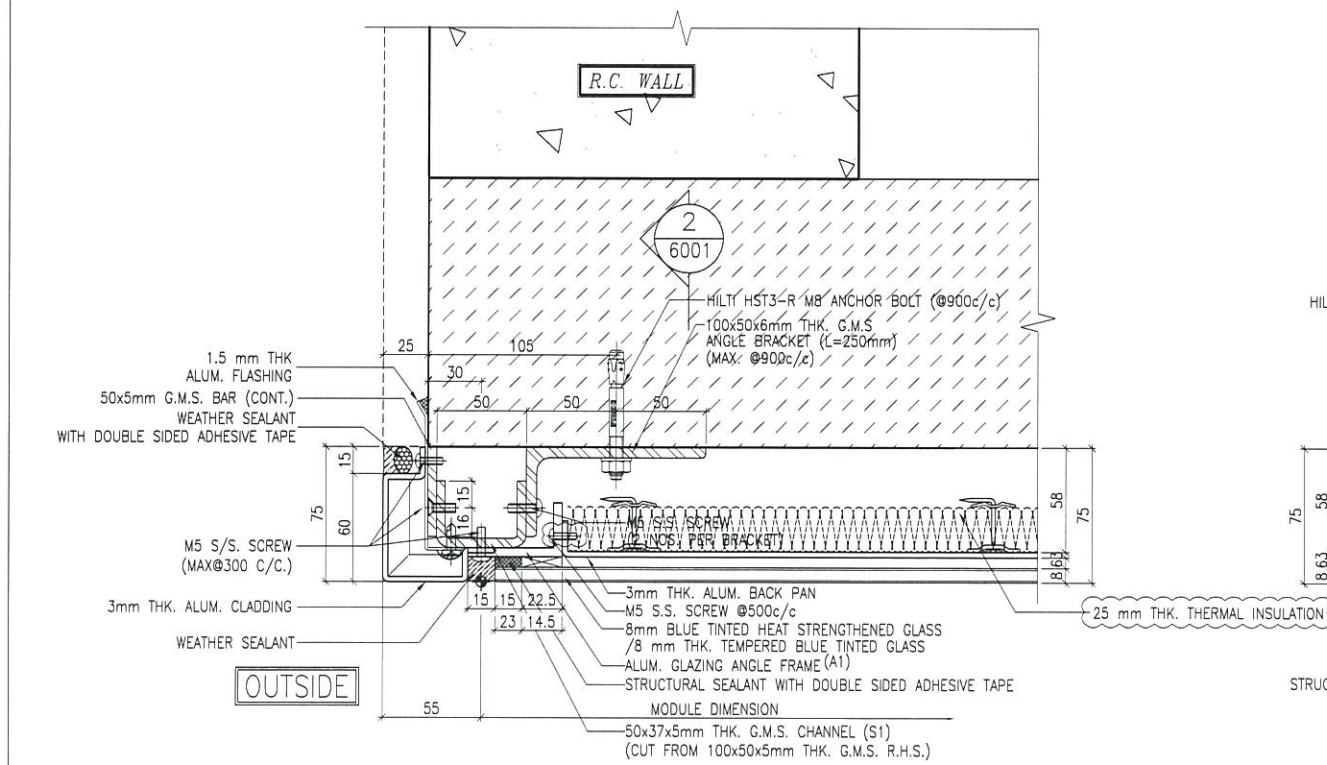


1 TYPICAL MULLION DETAIL
5001 GLASS CLADDING

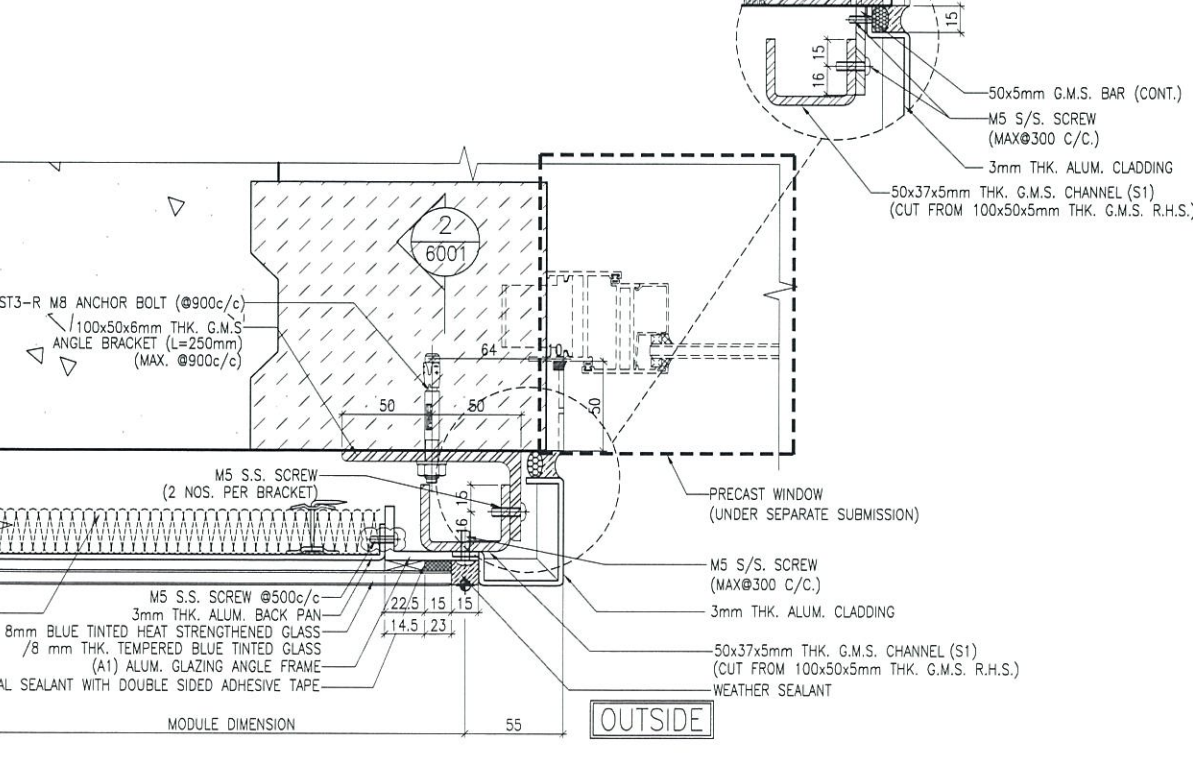


2 TYPICAL MULLION DETAIL
5001 GLASS CLADDING

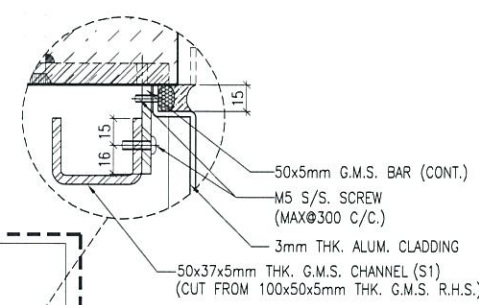
LEGEND:
STRUCTURAL SEALANT WITH DOUBLE SIDED ADHESIVE TAPE AS FOLLOWS
15mm(W) FOR LOAD WIDTH < 940 (SHORT EDGE)
23mm(W) FOR LOAD WIDTH > 940 < 1370 (SHORT EDGE)



3 TYPICAL MULLION DETAIL
5001 GLASS CLADDING



4 TYPICAL MULLION DETAIL
5001 GLASS CLADDING



B.D. REF :

CLIENT :
信和置業有限公司
Sino Land Company Limited

ARCHITECT :
WONG TUNG & PARTNERS LIMITED
ARCHITECTS & PLANNERS

MAIN CONTRACTOR :
CR Construction Company Limited

STRUCTURAL ENGINEER :
AECOM

FAÇADE CONSULTANT:
AECOM

NOTE :
1. ALL DIMENSIONS ARE IN mm.
2. ALL ELEVATIONS ARE VIEWED FROM OUTSIDE.
3. ALL DIMENSIONS TO BE VERIFIED ON SITE BEFORE FABRICATION.

LEGEND :
X1 --- DETAIL MARK NO.
X001 --- REFER SHEET NO.
1. F.F.L. --- FINISHED FLOOR LEVEL
2. S.F.L. --- STRUCTURAL FLOOR LEVEL
3. R --- REVERSED DETAIL

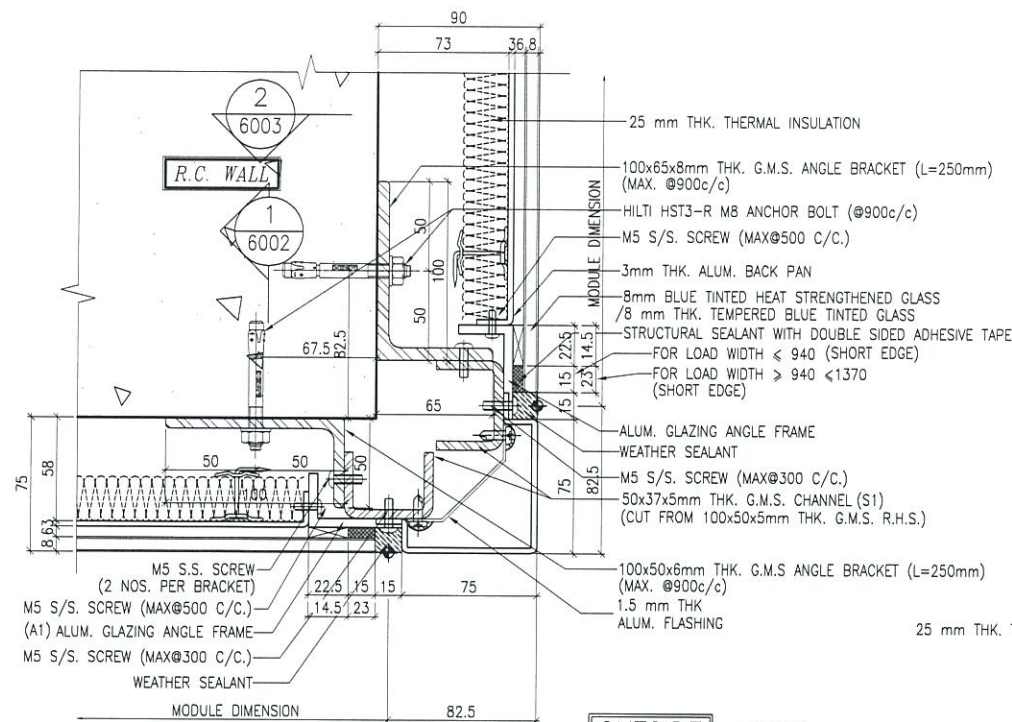
NO.	DATE	REVISED	BY
C	12/6/2019	GENERAL REVISED	
B	1/3/2019	GENERAL REVISED	
A	17/11/2018	GENERAL REVISED	

JOB NO. : J-837
PROJECT : URA KWUN TONG TOWN CENTRE REDEVELOPMENT (AREA 2 & 3) AT NKIL 6514, KWUN TONG, KWLOON

TITLE : TYPICAL MULLION DETAIL FOR GLASS CLADDING

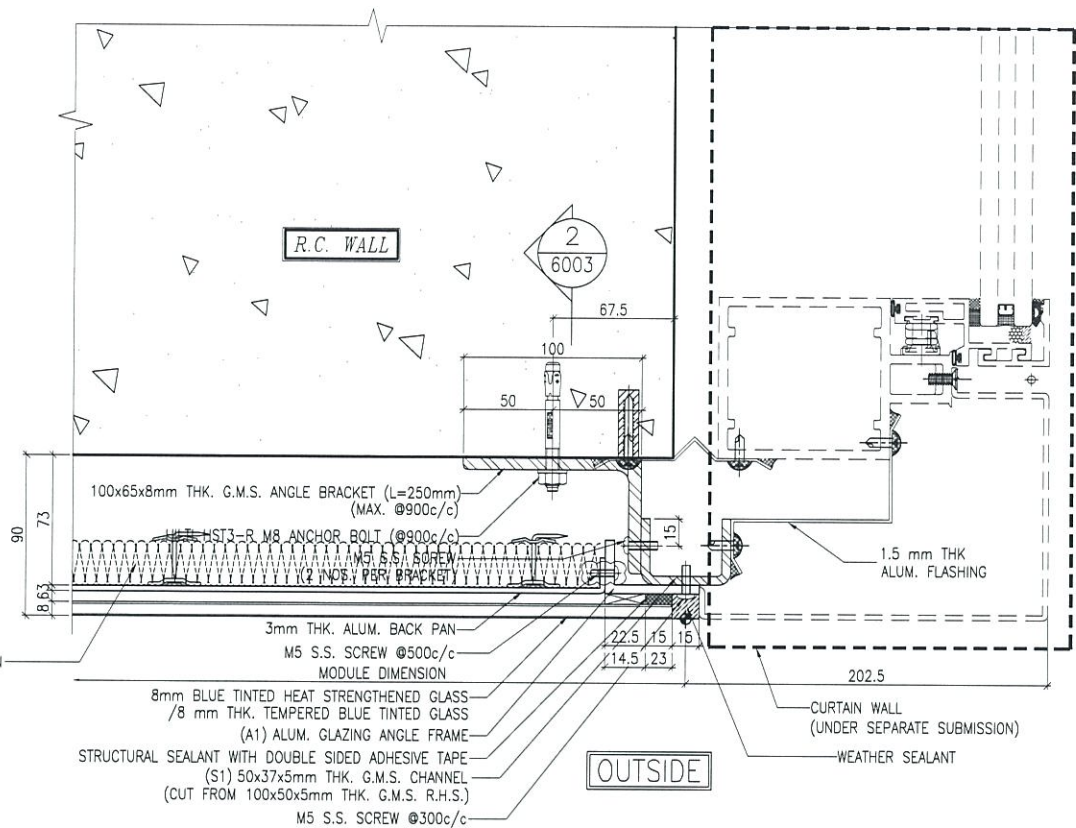
DATE : 4-Sep-18 SCALE : 1:2 (A1)
DRAWN BY : ASING CHECKED BY : -

美特鋁質有限公司
MIDI ALUMINUM FABRICATOR LTD.
Units 6-8, Sunray Industrial Centre, 1/F
610 Cha Kwo Ling Road, Kowloon
Tel:23489211-4 Fax:(852)2727666
DWG NO. : JB37-GC-5001 REV. : C

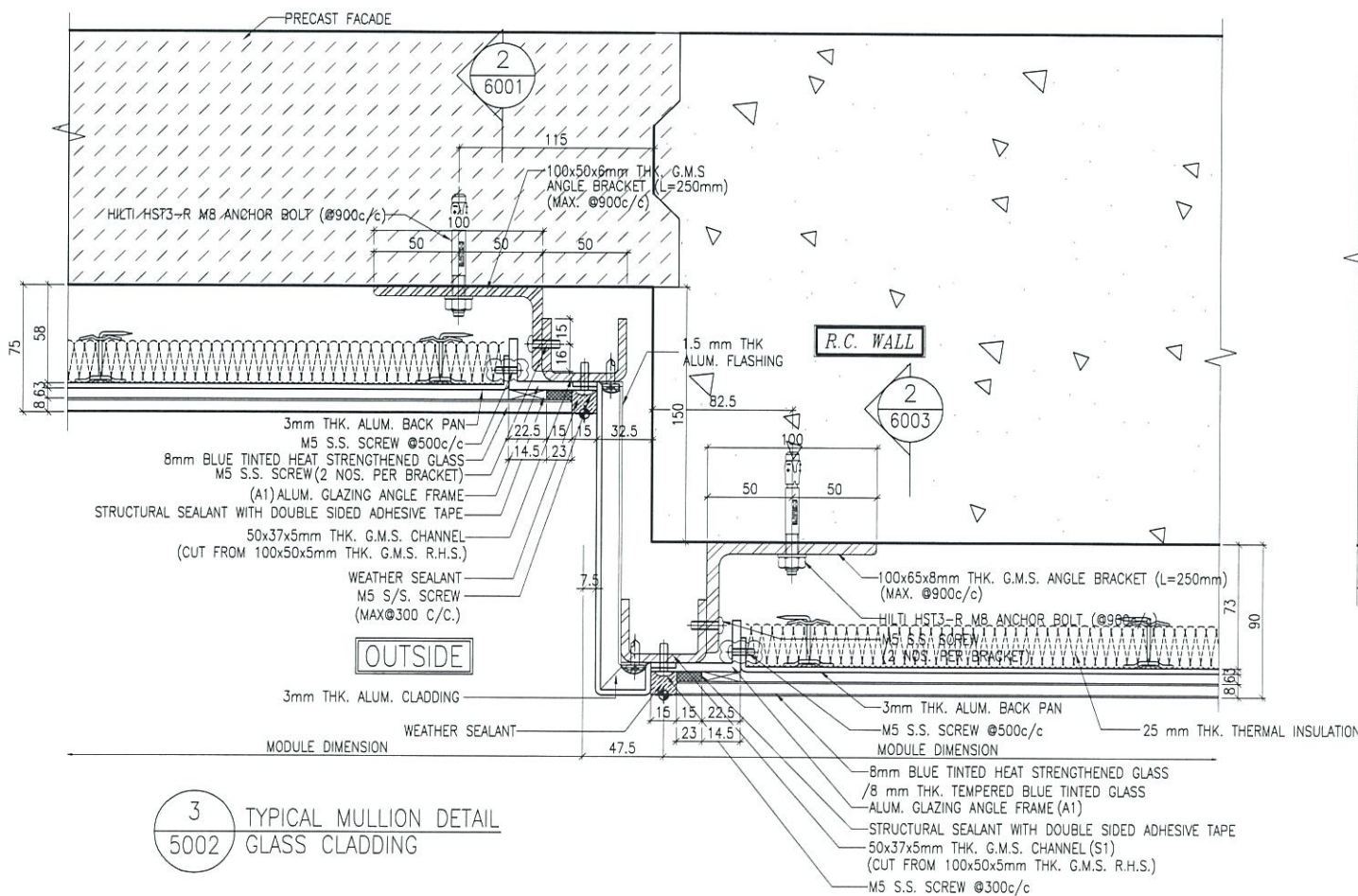


1 TYPICAL MULLION DETAIL 5002 GLASS CLADDING

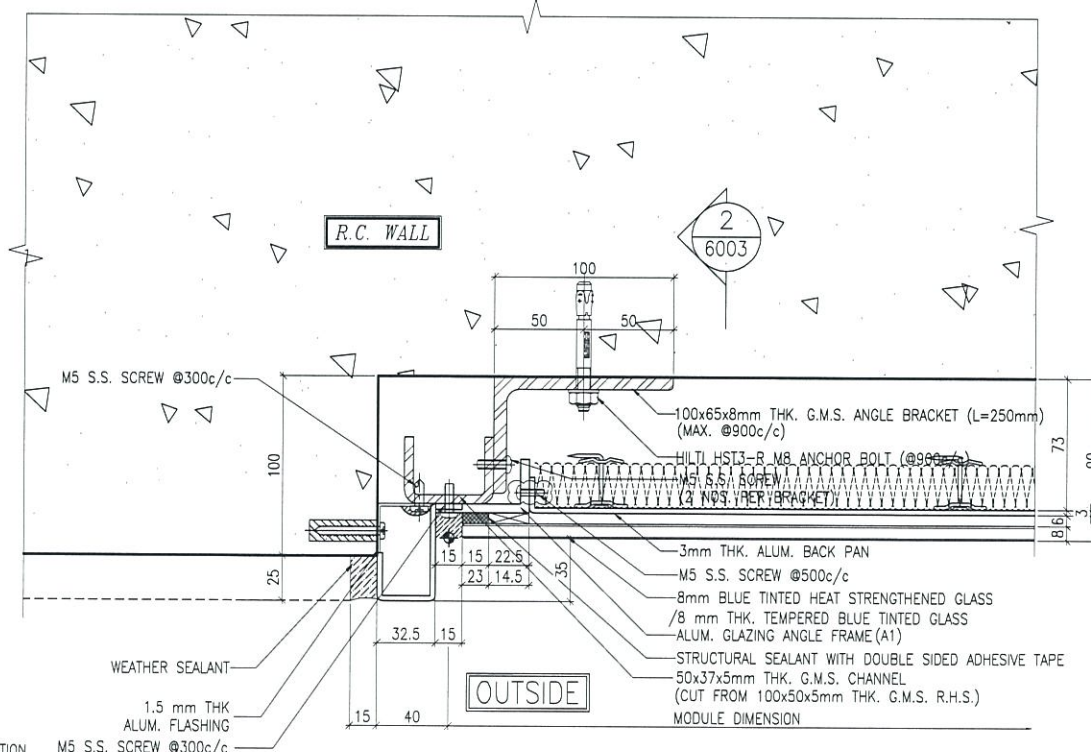
LEGEND:
 STRUCTURAL SEALANT WITH DOUBLE SIDED ADHESIVE TAPE AS FOLLOWS
 15mm(W) FOR LOAD WIDTH < 940 (SHORT EDGE)
 23mm(W) FOR LOAD WIDTH > 940 < 1370 (SHORT EDGE)



2 TYPICAL MULLION DETAIL 5002 GLASS CLADDING



3 TYPICAL MULLION DETAIL 5002 GLASS CLADDING



4 TYPICAL MULLION DETAIL 5002 GLASS CLADDING (ONLY FOR 2101-3)

B.D. REF :

CLIENT :
 信和置業有限公司
 Sino Land Company Limited

ARCHITECT :
 WONG TUNG & PARTNERS LIMITED
 ARCHITECTS & PLANNERS

MAIN CONTRACTOR :
 CR Construction Company Limited

STRUCTURAL ENGINEER :
 AECOM

FAÇADE CONSULTANT:
 AECOM

NOTE :
 1. ALL DIMENSIONS ARE IN mm.
 2. ALL ELEVATIONS ARE VIEWED FROM OUTSIDE.
 3. ALL DIMENSIONS TO BE VERIFIED ON SITE BEFORE FABRICATION.

LEGEND :
 X1 - DETAIL MARK NO.
 X001 - REFER SHEET NO.
 1. F.F.L. -- FINISHED FLOOR LEVEL
 2. S.F.L. -- STRUCTURAL FLOOR LEVEL
 3. (R) -- REVERSED DETAIL

NO.	DATE	REVISED	BY
C	12/6/2019	GENERAL REVISED	
B	1/3/2019	GENERAL REVISED	
A	17/11/2018	GENERAL REVISED	

JOB NO. : J-837
 PROJECT : URA KWUN TONG TOWN CENTRE REDEVELOPMENT (AREA 2 & 3) AT NKIL 6514, KWUN TONG, KWLOON

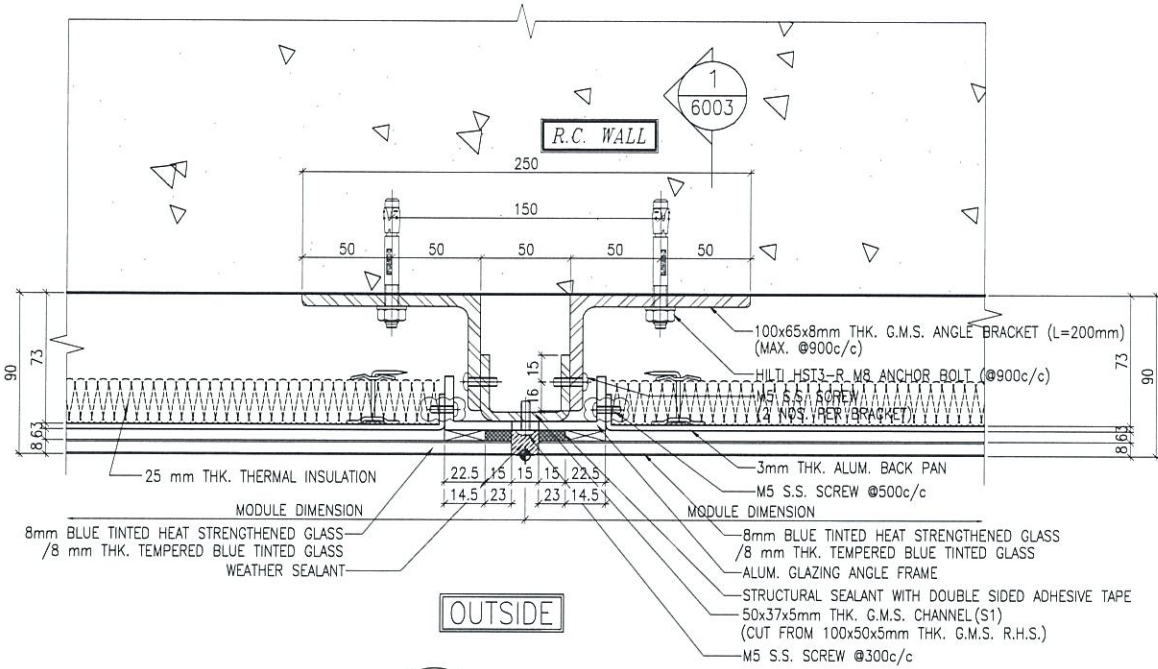
TITLE : TYPICAL MULLION DETAIL FOR GLASS CLADDING

DATE : 4-Sep-18 SCALE : 1:2 (A1)

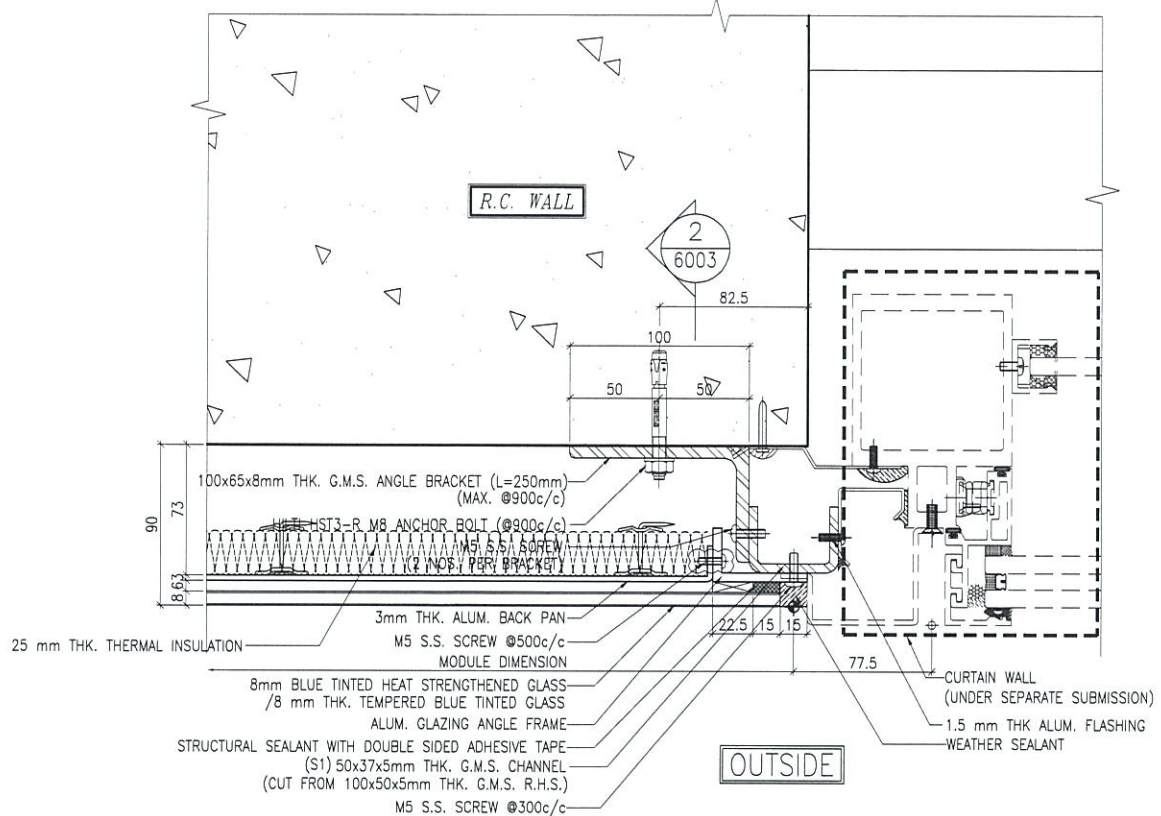
DRAWN BY : ASING CHECKED BY : -

美特鋁質有限公司
 MIDI ALUMINIUM FABRICATOR LTD.
 Units 6-8, Sunray Industrial Centre, 1/F
 610 Cha Kwo Ling Road, Kowloon
 Tel: 23489211-4 Fax: (852) 2727666

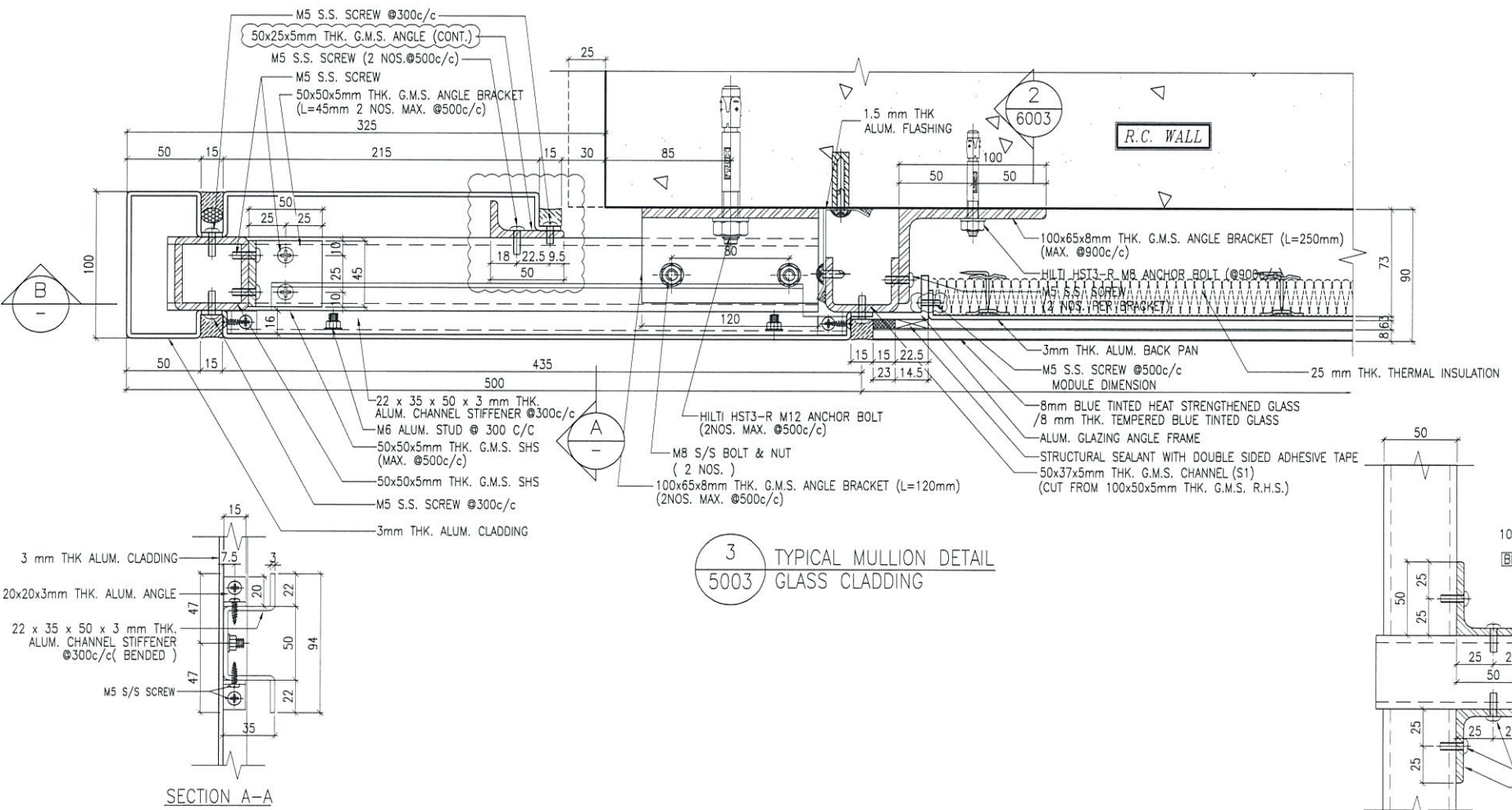
DWG NO. : JB37-GC-5002 REV. : C



1 TYPICAL MULLION DETAIL
5003 GLASS CLADDING

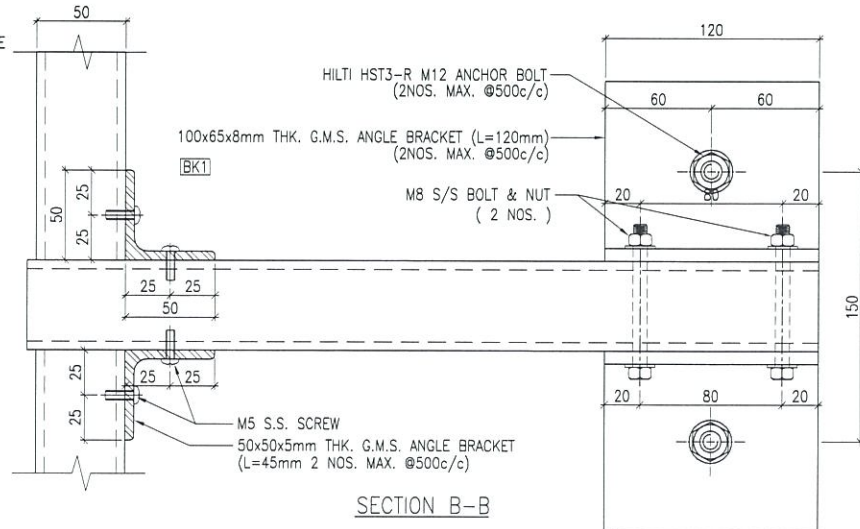


2 TYPICAL MULLION DETAIL
5003 GLASS CLADDING



3 TYPICAL MULLION DETAIL
5003 GLASS CLADDING

LEGEND:
STRUCTURAL SEALANT WITH DOUBLE SIDED ADHESIVE TAPE AS FOLLOWS
15mm(W) FOR LOAD WIDTH < 940 (SHORT EDGE)
23mm(W) FOR LOAD WIDTH > 940 < 1370 (SHORT EDGE)



SECTION B-B

B.D. REF :

CLIENT :
信和置業有限公司
Sino Land Company Limited

ARCHITECT :
WONG TUNG & PARTNERS LIMITED
ARCHITECTS & PLANNERS

MAIN CONTRACTOR :
CR Construction Company Limited

STRUCTURAL ENGINEER :
AECOM

FACADE CONSULTANT:
AECOM

NOTE:
1. ALL DIMENSIONS ARE IN mm.
2. ALL ELEVATIONS ARE VIEWED FROM OUTSIDE.
3. ALL DIMENSIONS TO BE VERIFIED ON SITE BEFORE FABRICATION.

LEGEND :
X1 - DETAIL MARK NO.
X001 - REFER SHEET NO.
1. F.F.L. -- FINISHED FLOOR LEVEL
2. S.F.L. -- STRUCTURAL FLOOR LEVEL
3. (R) -- REVERSED DETAIL

NO.	DATE	REVISED	BY
C	12/6/2019	GENERAL REVISED	
B	17/11/2018	GENERAL REVISED	
A	15/10/2018	GENERAL REVISED	

JOB NO. : J-837

PROJECT :
URA KWUN TONG TOWN CENTRE
REDEVELOPMENT (AREA 2 & 3) AT
NKIL 6514, KWUN TONG, KWLOON

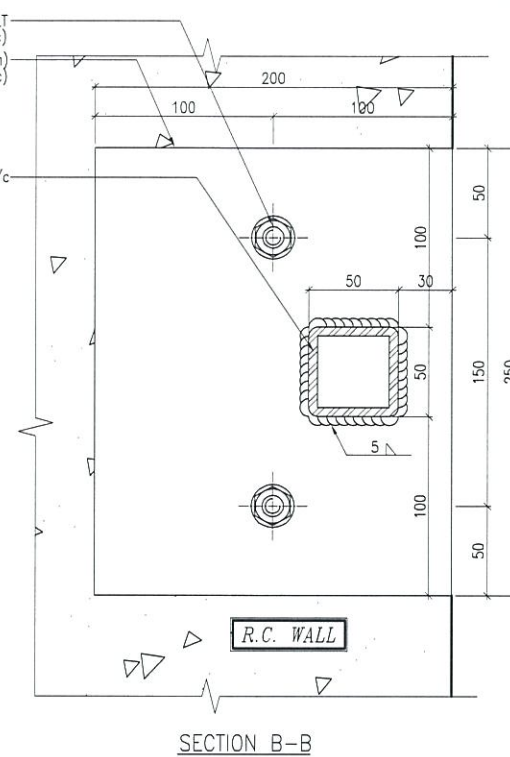
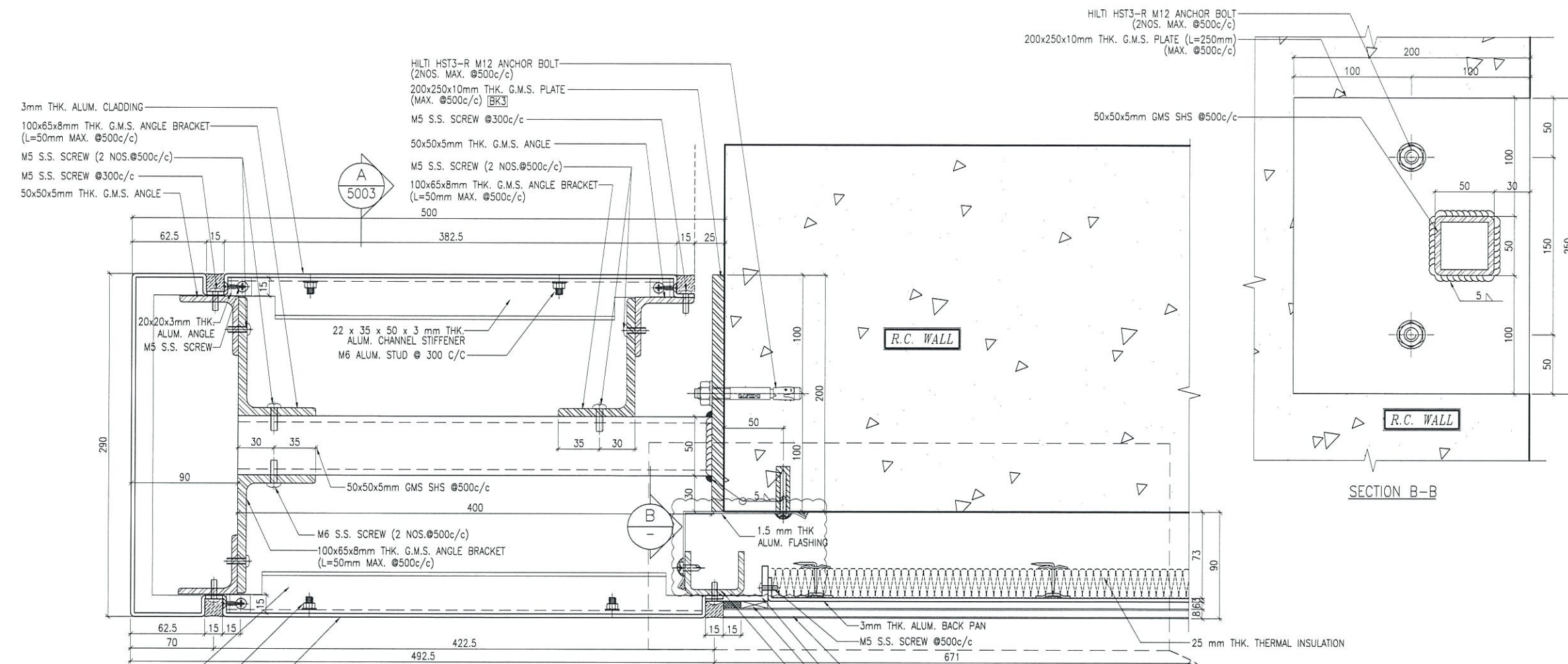
TITLE :
TYPICAL MULLION DETAIL
FOR GLASS CLADDING

DATE : 4-Sep-18 SCALE : 1:2 (A1)

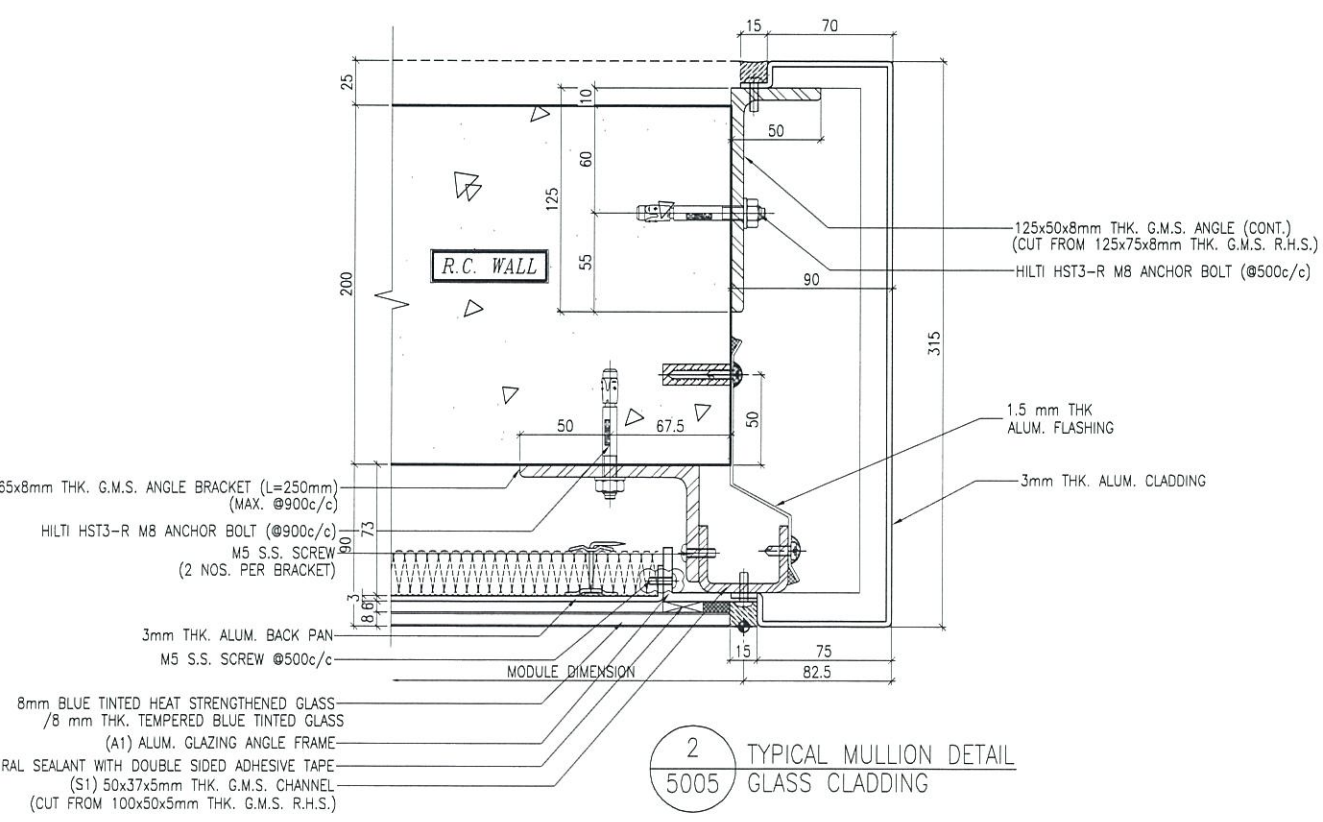
DRAWN BY : ASING CHECKED BY : -

美特鋁質有限公司
MIDI ALUMINIUM FABRICATOR LTD.
Units 6-8, Sunray Industrial Centre, 1/F
610 Cha Kwo Ling Road, Kowloon
Tel:23489211-4 Fax:(852)2727666

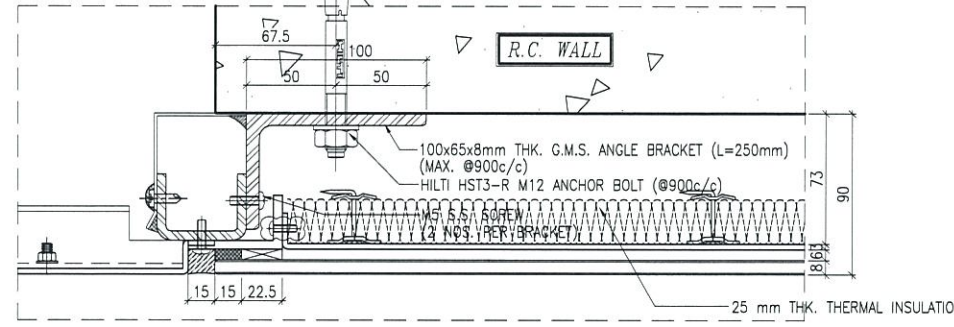
DWG NO. : J837-GC-5003 REV. : C



1 TYPICAL MULLION DETAIL
5005 GLASS CLADDING (ONLY FOR 2501-1)



2 TYPICAL MULLION DETAIL
5005 GLASS CLADDING



1A TYPICAL MULLION DETAIL
5005 GLASS CLADDING

LEGEND:
STRUCTURAL SEALANT WITH DOUBLE SIDED ADHESIVE TAPE AS FOLLOWS
15mm(W) FOR LOAD WIDTH < 940 (SHORT EDGE)
23mm(W) FOR LOAD WIDTH > 940 < 1370 (SHORT EDGE)

B.D. REF :

CLIENT :
信和置業有限公司
Sino Land Company Limited

ARCHITECT :
WONG TUNG & PARTNERS LIMITED
ARCHITECTS & PLANNERS

MAIN CONTRACTOR :
CR Construction Company Limited

STRUCTURAL ENGINEER :
AECOM

FAÇADE CONSULTANT:
AECOM

NOTE :
1. ALL DIMENSIONS ARE IN mm.
2. ALL ELEVATIONS ARE VIEWED FROM OUTSIDE.
3. ALL DIMENSIONS TO BE VERIFIED ON SITE BEFORE FABRICATION.

LEGEND :
X1 --- DETAIL MARK NO.
X001 --- REFER SHEET NO.
1. F.F.L. --- FINISHED FLOOR LEVEL
2. S.F.L. --- STRUCTURAL FLOOR LEVEL
3. (R) --- REVERSED DETAIL

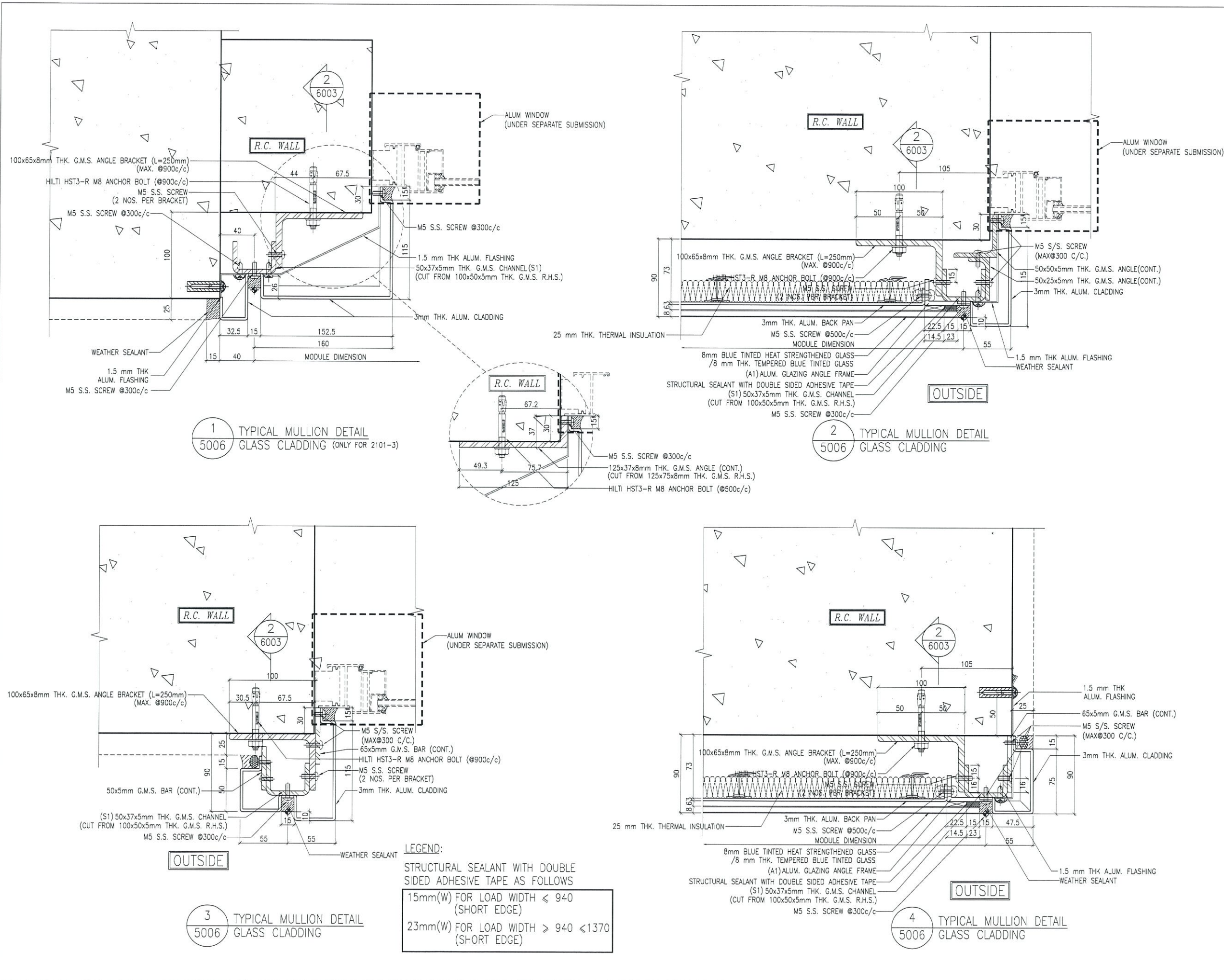
B	12/6/2019	GENERAL REVISED	
A	17/11/2018	GENERAL REVISED	
NO.	DATE	REVISED	BY

JOB NO. : J-837
PROJECT :
URA KWUN TONG TOWN CENTRE
REDEVELOPMENT (AREA 2 & 3) AT
NKIL 6514, KWUN TONG, KWLOON

TITLE :
TYPICAL MULLION DETAIL
FOR GLASS CLADDING

DATE : 15-Oct-18 SCALE : 1:2 (A1)
DRAWN BY : ASING CHECKED BY : -

美特鋁質有限公司
MIDI ALUMINIUM FABRICATOR LTD.
Units 6-8, Sunray Industrial Centre, 1/F
610 Cha Kwo Ling Road, Kowloon
Tel:23489211-4 Fax:(852)2727666
DWG NO. : J837-GC-5005 REV. : B



B.D. REF :

CLIENT :
 信和置業有限公司
 Sino Land Company Limited

ARCHITECT :
 WONG TUNG & PARTNERS LIMITED
 ARCHITECTS & PLANNERS

MAIN CONTRACTOR :
 CR Construction Company Limited

STRUCTURAL ENGINEER :
 AECOM

FAÇADE CONSULTANT:
 AECOM

NOTE :
 1. ALL DIMENSIONS ARE IN mm.
 2. ALL ELEVATIONS ARE VIEWED FROM OUTSIDE.
 3. ALL DIMENSIONS TO BE VERIFIED ON SITE BEFORE FABRICATION.

LEGEND :
 (X1) --- DETAIL MARK NO.
 (X001) --- REFER SHEET NO.
 1. F.F.L. --- FINISHED FLOOR LEVEL
 2. S.F.L. --- STRUCTURAL FLOOR LEVEL
 3. (R) --- REVERSED DETAIL

B	12/6/2019	GENERAL REVISED	
A	1/3/2019	GENERAL REVISED	
NO.	DATE	REVISED	BY

JOB NO. : J-837

PROJECT :
 URA KWUN TONG TOWN CENTRE
 REDEVELOPMENT (AREA 2 & 3) AT
 NKIL 6514, KWUN TONG, KWLOON

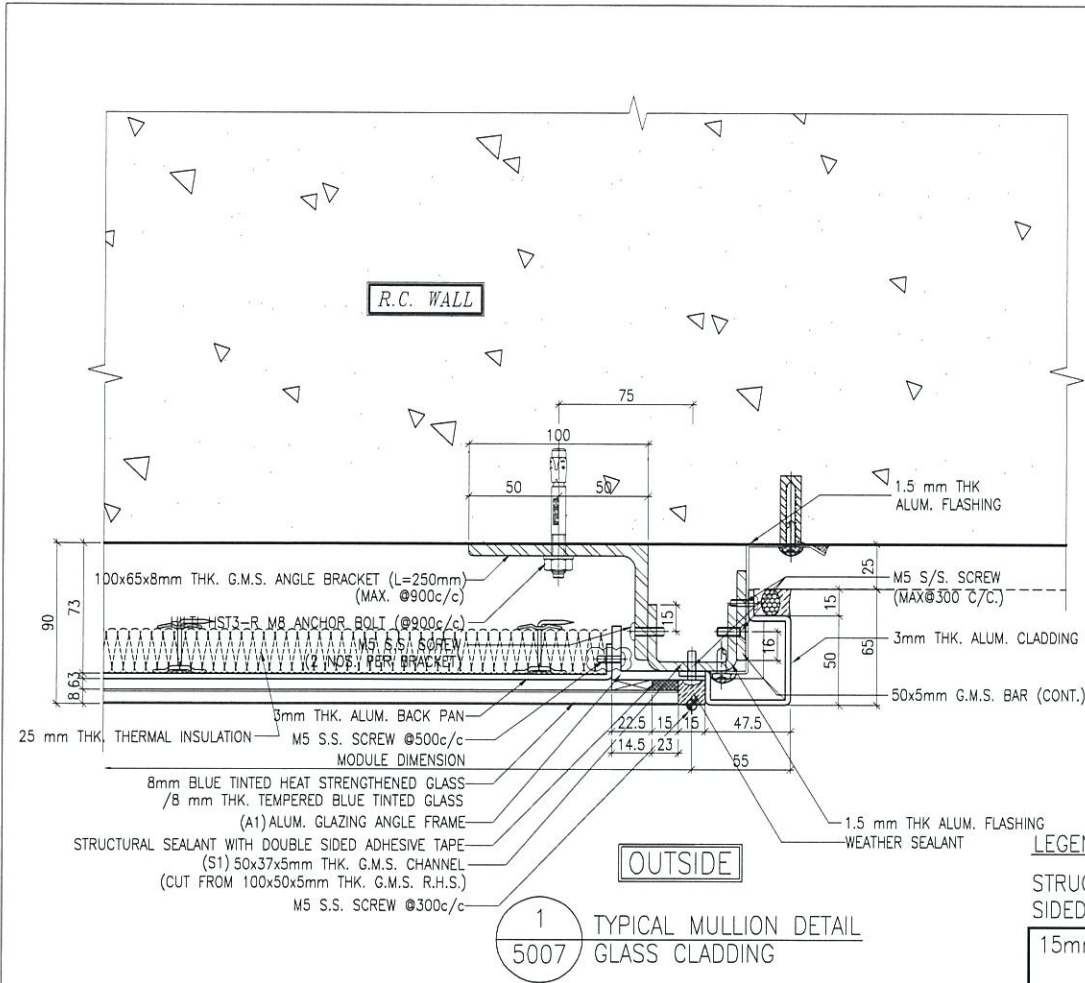
TITLE :
 TYPICAL MULLION DETAIL
 FOR GLASS CLADDING

DATE : 15-Oct-18 SCALE : 1:2 (A1)

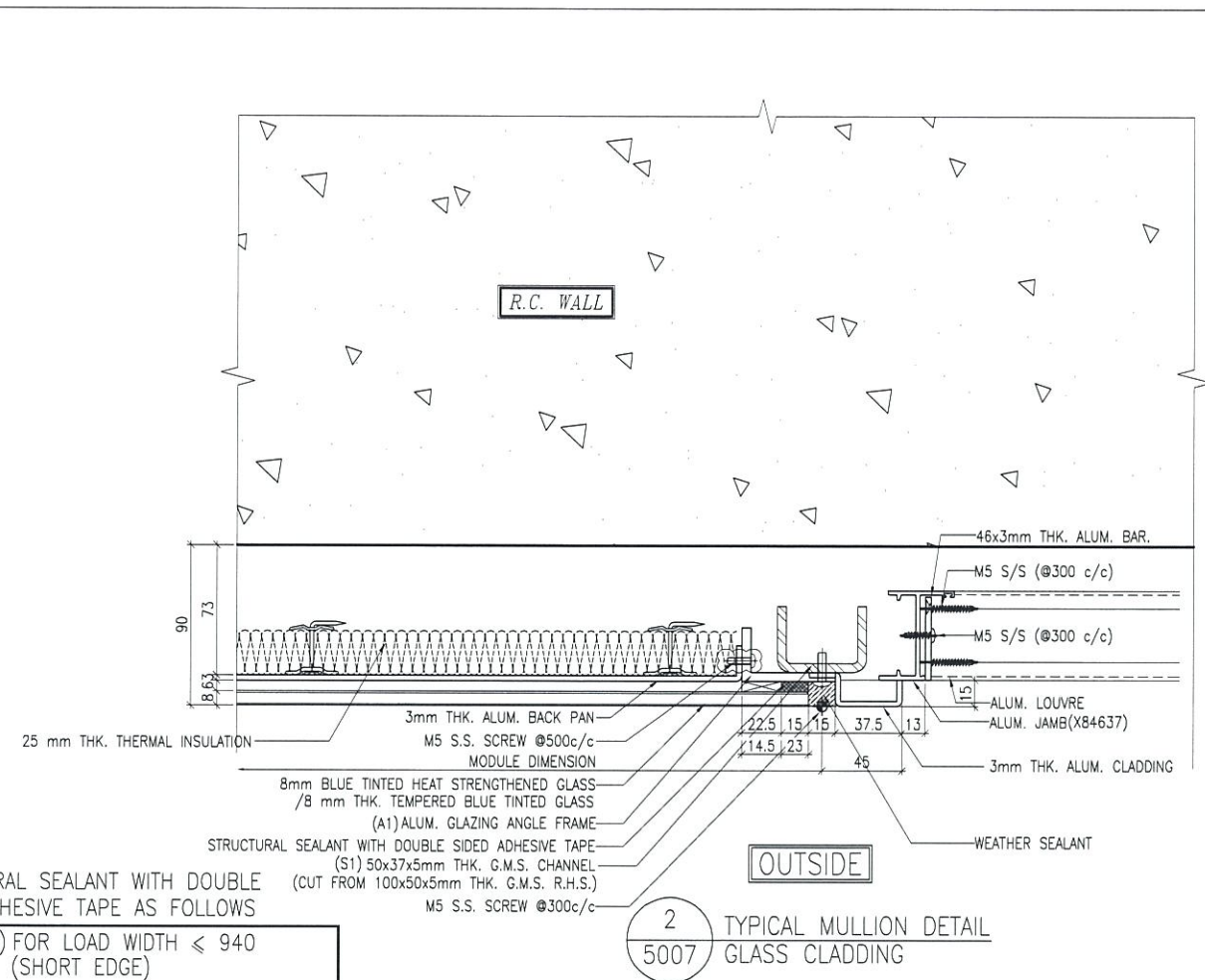
DRAWN BY : ASING CHECKED BY : -

美特鋁質有限公司
 MIDI ALUMINUM FABRICATOR LTD.
 Units 6-8, Sunray Industrial Centre, 1/F
 610 Cha Kwo Ling Road, Kowloon
 Tel:23489211-4 Fax:(852)2727666

DWG NO. : JB37-GC-5006 REV. : B

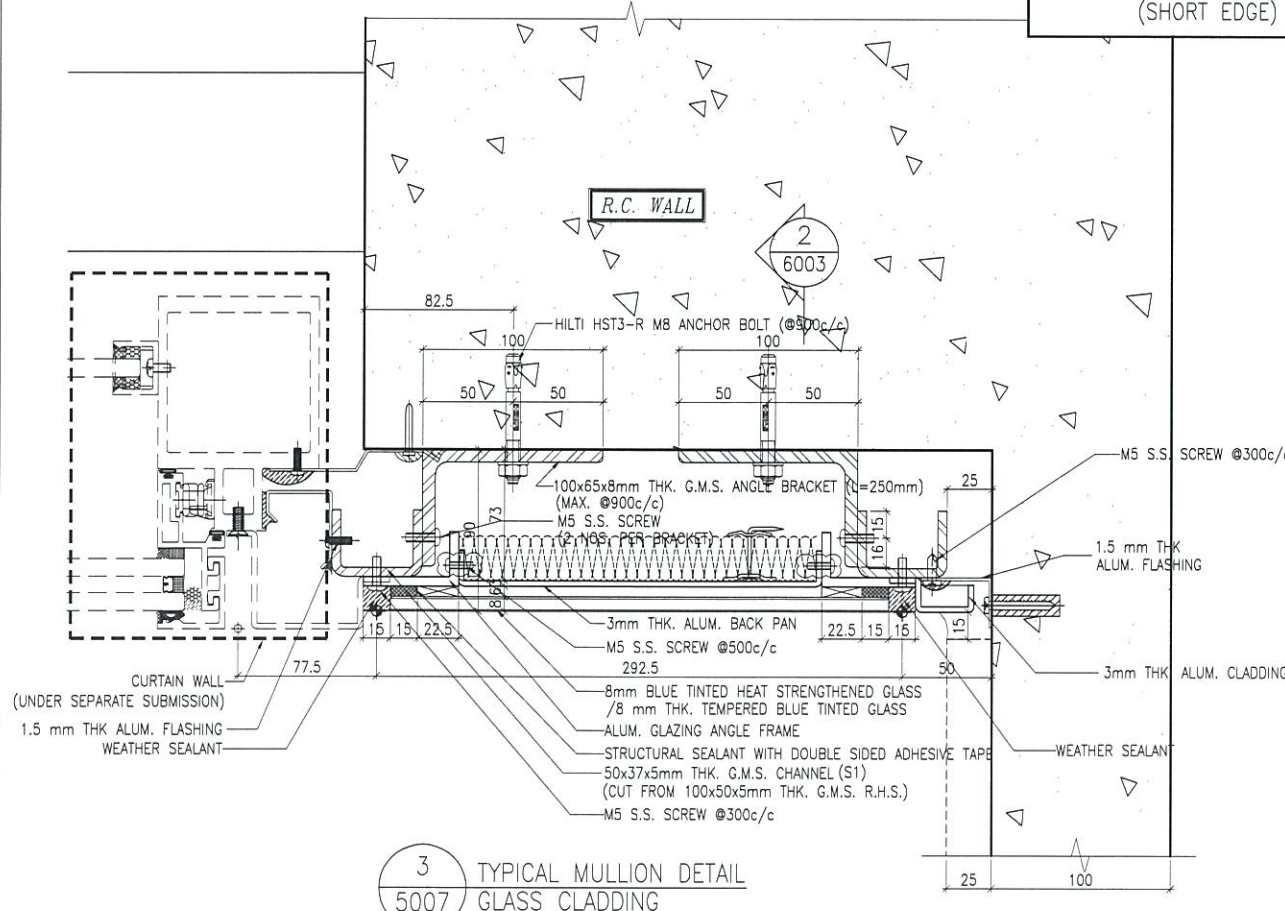


1 TYPICAL MULLION DETAIL
5007 GLASS CLADDING

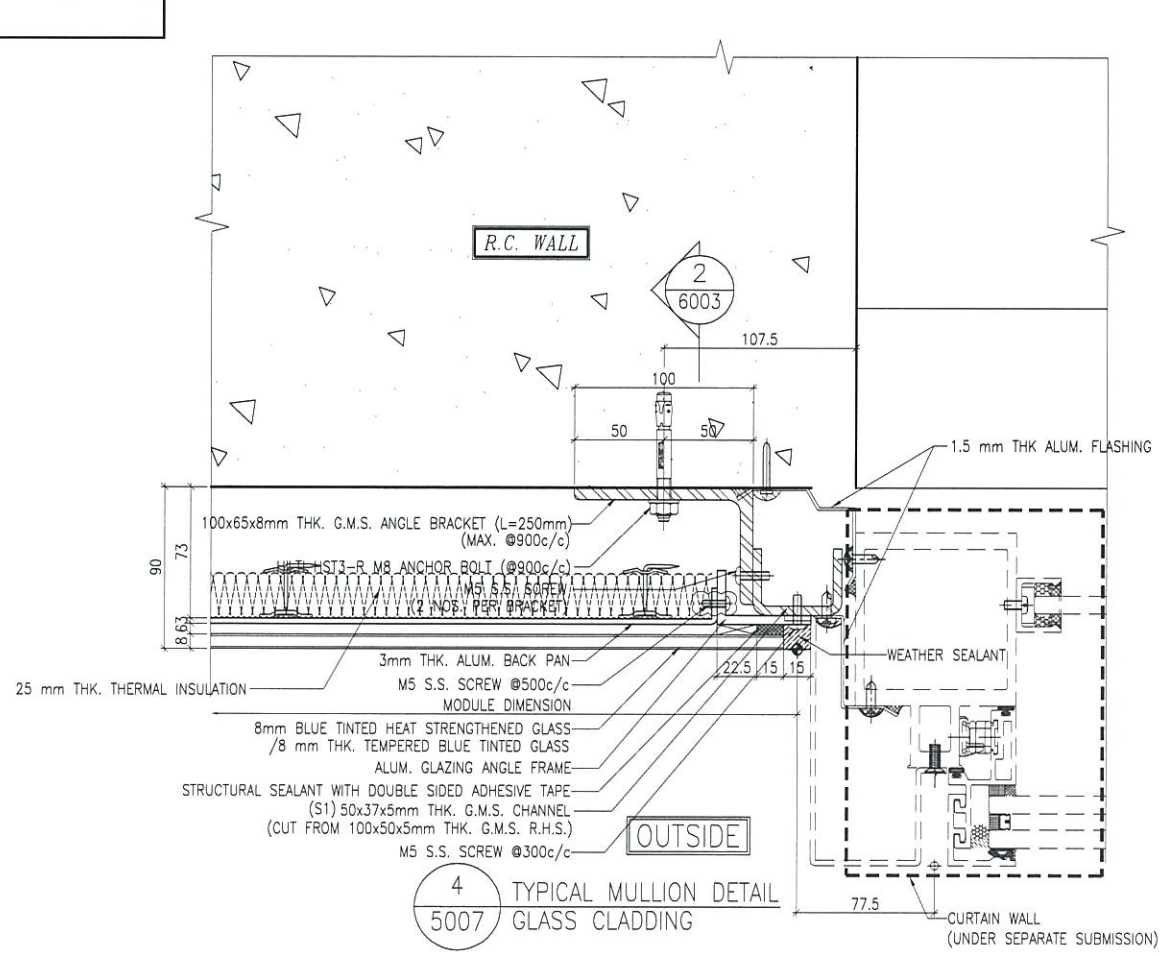


2 TYPICAL MULLION DETAIL
5007 GLASS CLADDING

LEGEND:
STRUCTURAL SEALANT WITH DOUBLE SIDED ADHESIVE TAPE AS FOLLOWS
15mm(W) FOR LOAD WIDTH ≤ 940 (SHORT EDGE)
23mm(W) FOR LOAD WIDTH > 940 < 1370 (SHORT EDGE)



3 TYPICAL MULLION DETAIL
5007 GLASS CLADDING



4 TYPICAL MULLION DETAIL
5007 GLASS CLADDING

B.D. REF :

CLIENT :
信和置業有限公司
Sino Land Company Limited

ARCHITECT :
WONG TUNG & PARTNERS LIMITED
ARCHITECTS & PLANNERS

MAIN CONTRACTOR :
CR Construction Company Limited

STRUCTURAL ENGINEER :
AECOM

FAÇADE CONSULTANT:
AECOM

NOTE :
1. ALL DIMENSIONS ARE IN mm.
2. ALL ELEVATIONS ARE VIEWED FROM OUTSIDE.
3. ALL DIMENSIONS TO BE VERIFIED ON SITE BEFORE FABRICATION.

LEGEND :
X1 -- DETAIL MARK NO.
X001 -- REFER SHEET NO.
1. F.F.L. -- FINISHED FLOOR LEVEL
2. S.F.L. -- STRUCTURAL FLOOR LEVEL
3. (R) -- REVERSED DETAIL

NO.	DATE	GENERAL	REVISED	BY
A	12/6/2019	GENERAL	REVISED	

JOB NO. : J-837

PROJECT :
URA KWUN TONG TOWN CENTRE
REDEVELOPMENT (AREA 2 & 3) AT
NKIL 6514, KWUN TONG, KWLOON

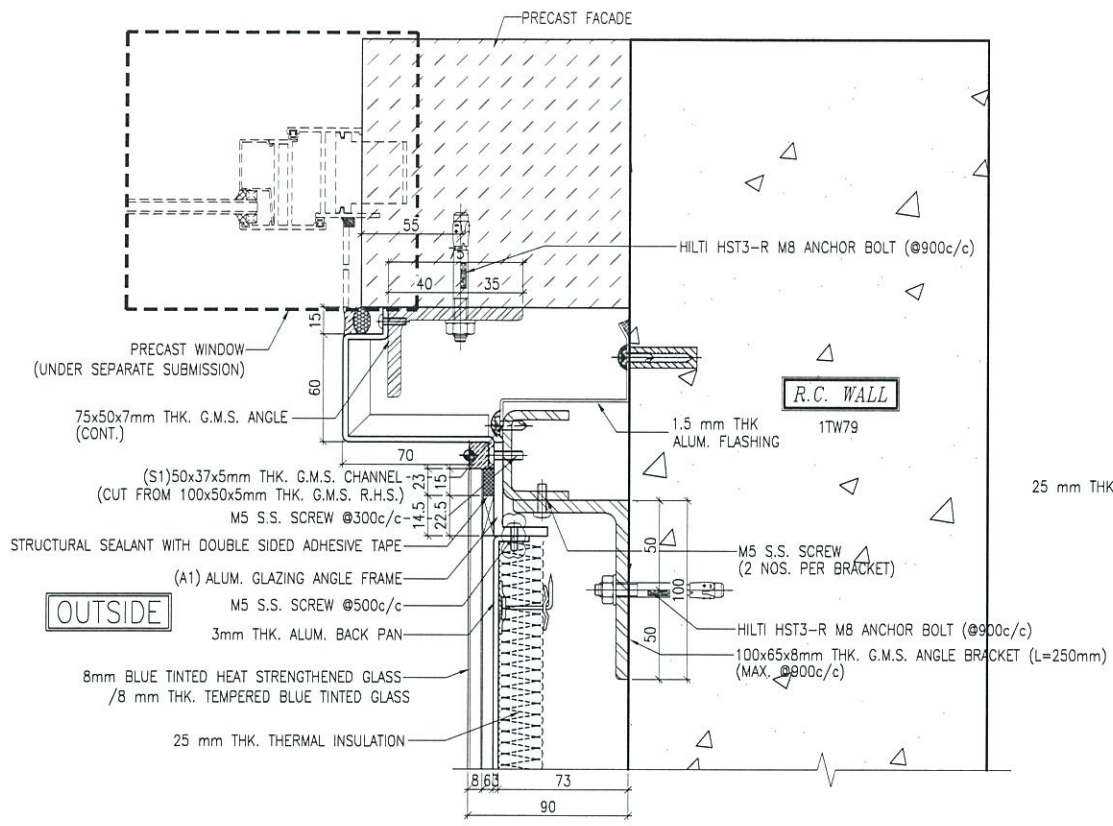
TITLE :
TYPICAL MULLION DETAIL
FOR GLASS CLADDING

DATE : 15-Oct-18 SCALE : 1:2 (A1)

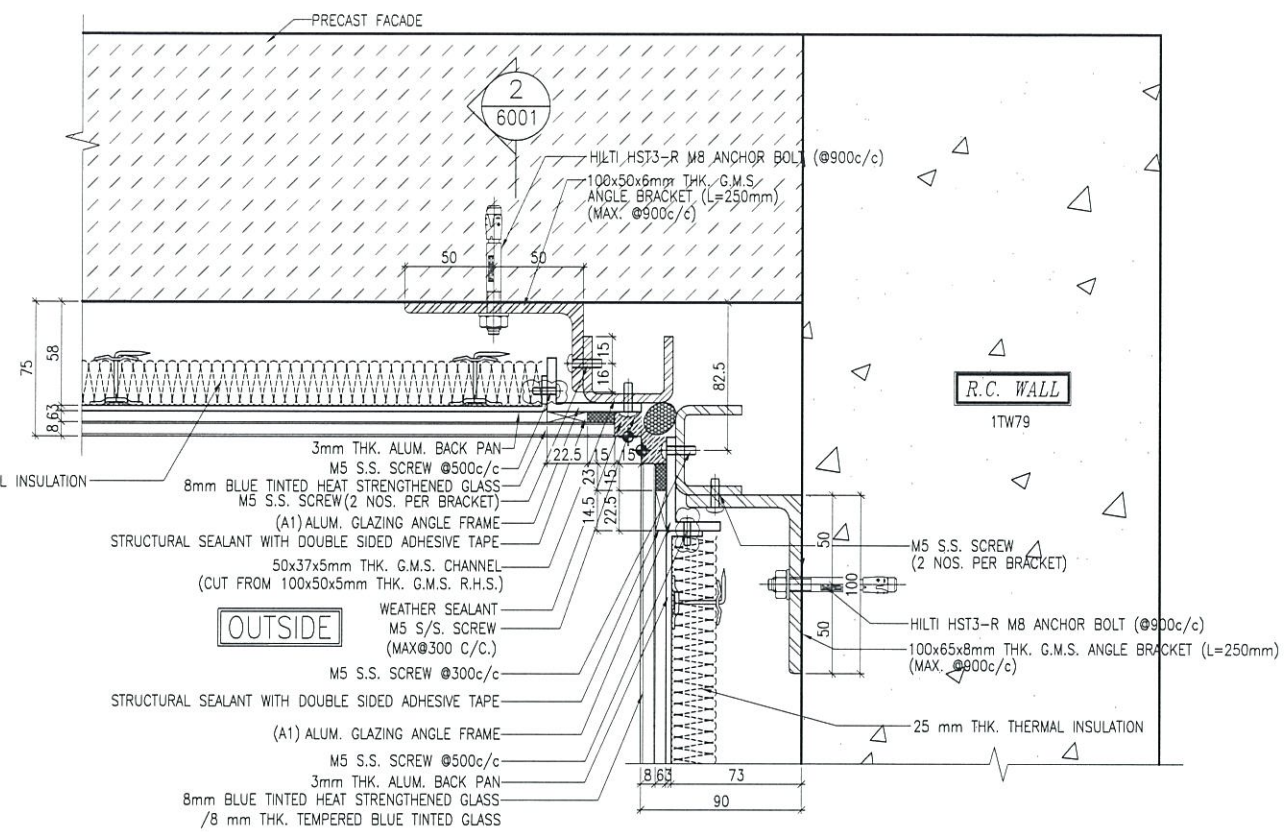
DRAWN BY : ASING CHECKED BY : -

美特鋁質有限公司
MIDI ALUMINIUM FABRICATOR LTD.
Units 6-8, Sunray Industrial Centre, 1/F
610 Cha Kwo Ling Road, Kowloon
Tel:23489211-4 Fax:(852)27727666

DWG NO. : JB37-GC-5007 REV. : A

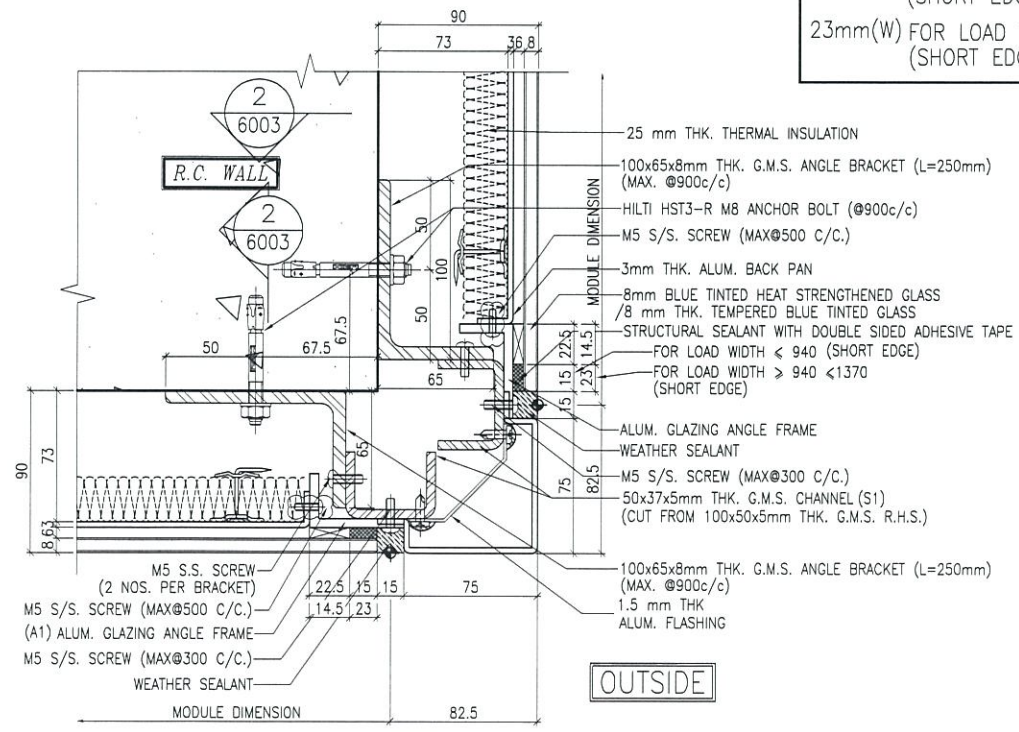


1 TYPICAL MULLION DETAIL
5008 GLASS CLADDING

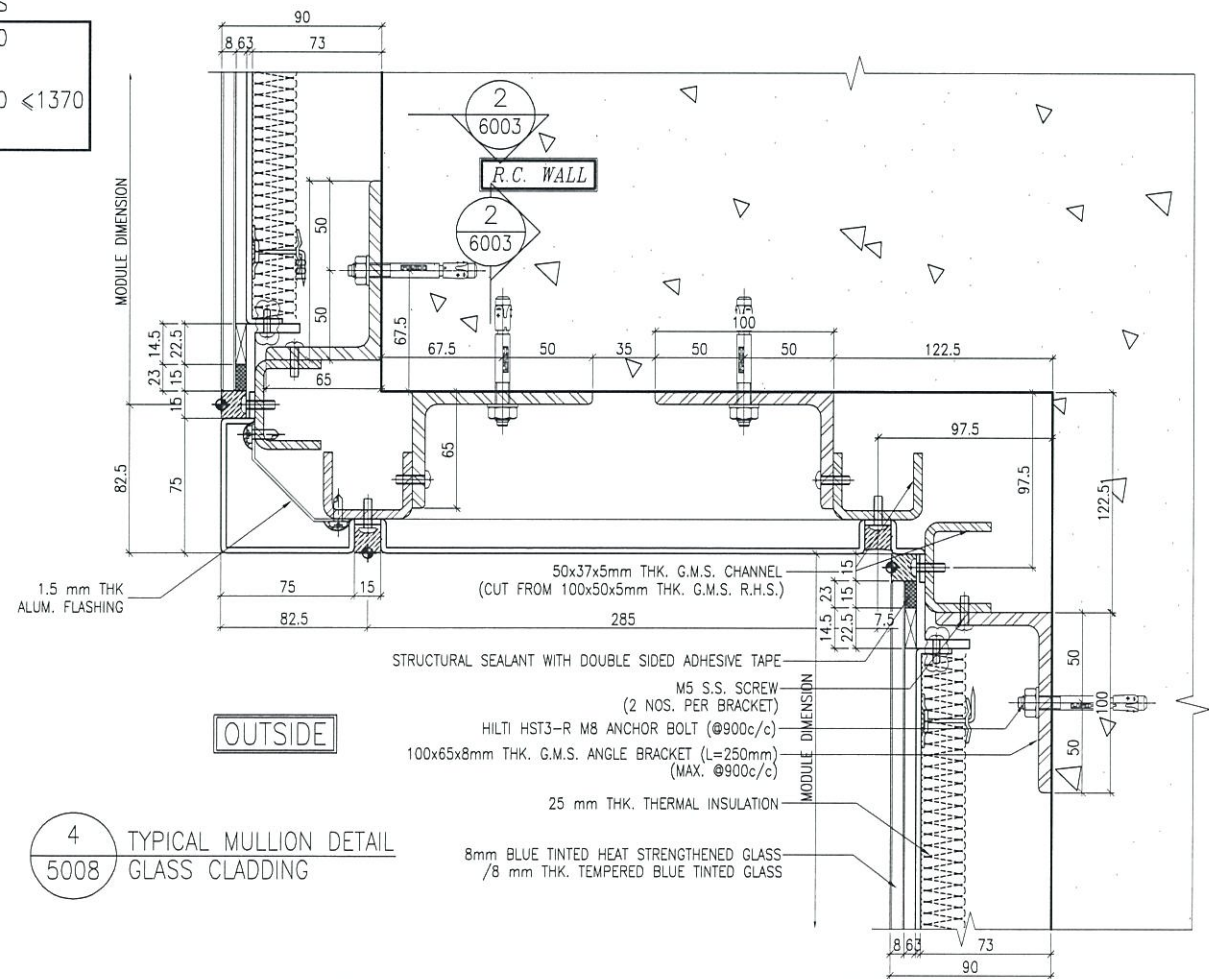


2 TYPICAL MULLION DETAIL
5008 GLASS CLADDING

LEGEND:
STRUCTURAL SEALANT WITH DOUBLE SIDED ADHESIVE TAPE AS FOLLOWS
15mm(W) FOR LOAD WIDTH < 940 (SHORT EDGE)
23mm(W) FOR LOAD WIDTH > 940 < 1370 (SHORT EDGE)



3 TYPICAL MULLION DETAIL
5008 GLASS CLADDING



4 TYPICAL MULLION DETAIL
5008 GLASS CLADDING

B.D. REF :

CLIENT :
信和置業有限公司
Sino Land Company Limited

ARCHITECT :
WONG TUNG & PARTNERS LIMITED
ARCHITECTS & PLANNERS

MAIN CONTRACTOR :
CR Construction Company Limited

STRUCTURAL ENGINEER :
AECOM

FACADE CONSULTANT:
AECOM

NOTE :
1. ALL DIMENSIONS ARE IN mm.
2. ALL ELEVATIONS ARE VIEWED FROM OUTSIDE.
3. ALL DIMENSIONS TO BE VERIFIED ON SITE BEFORE FABRICATION.

LEGEND :
X1 --- DETAIL MARK NO.
X001 --- REFER SHEET NO.
1. F.F.L. --- FINISHED FLOOR LEVEL
2. S.F.L. --- STRUCTURAL FLOOR LEVEL
3. (R) --- REVERSED DETAIL

A	12/6/2019	GENERAL REVISED	
NO.	DATE	REVISED	BY

JOB NO. : J-837

PROJECT :
URA KWUN TONG TOWN CENTRE
REDEVELOPMENT (AREA 2 & 3) AT
NKIL 6514, KWUN TONG, KWLOON

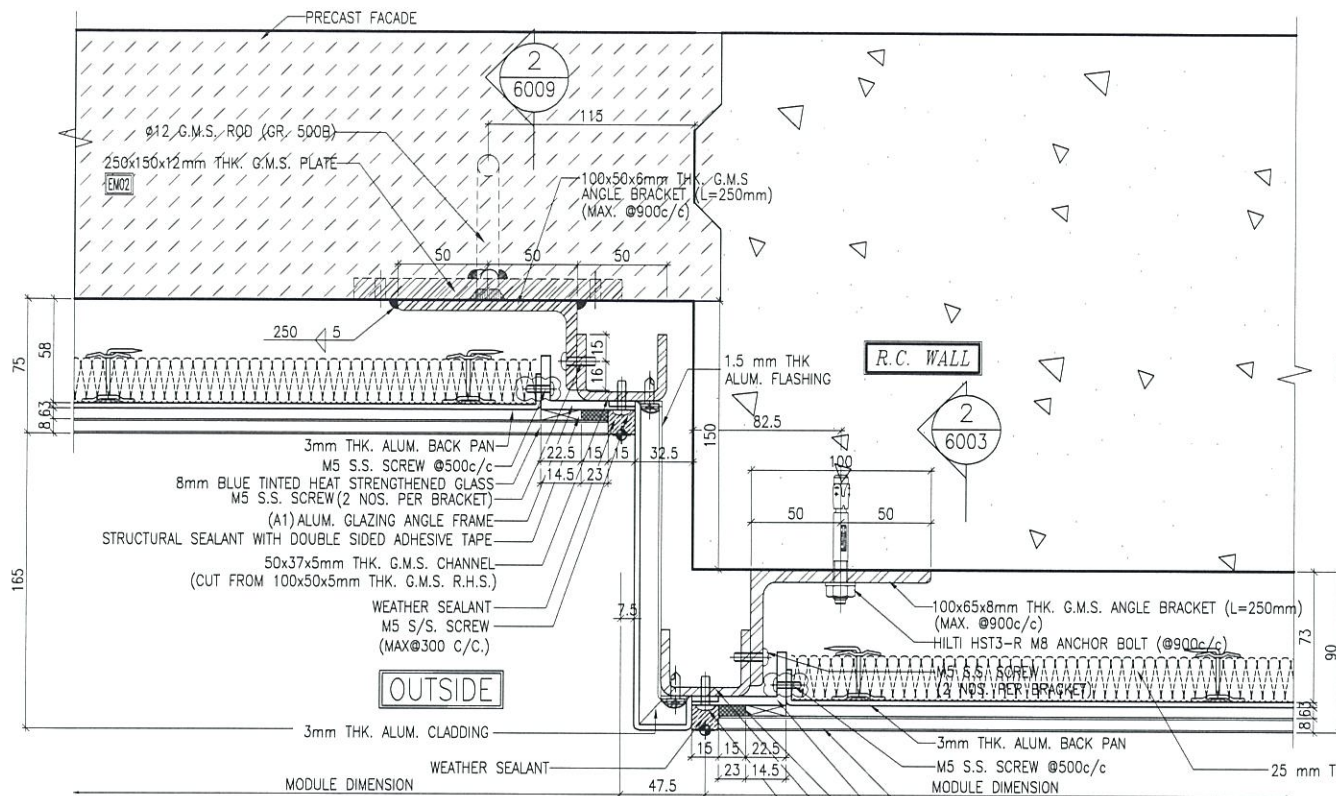
TITLE :
TYPICAL MULLION DETAIL
FOR GLASS CLADDING

DATE : 15-Oct-18 SCALE : 1:2 (A1)

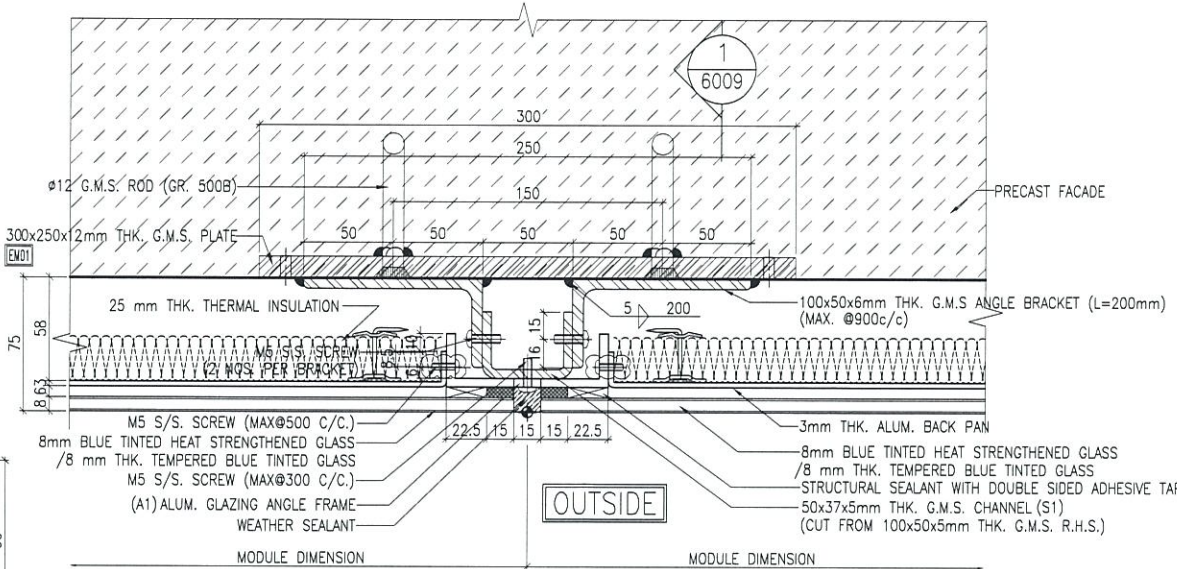
DRAWN BY : ASING CHECKED BY : -

美特鋁質有限公司
MIDI ALUMINIUM FABRICATOR LTD.
Units 6-8, Sunray Industrial Centre, 1/F
610 Cha Kwo Ling Road, Kowloon
Tel:23489211-4 Fax:(852)2727666

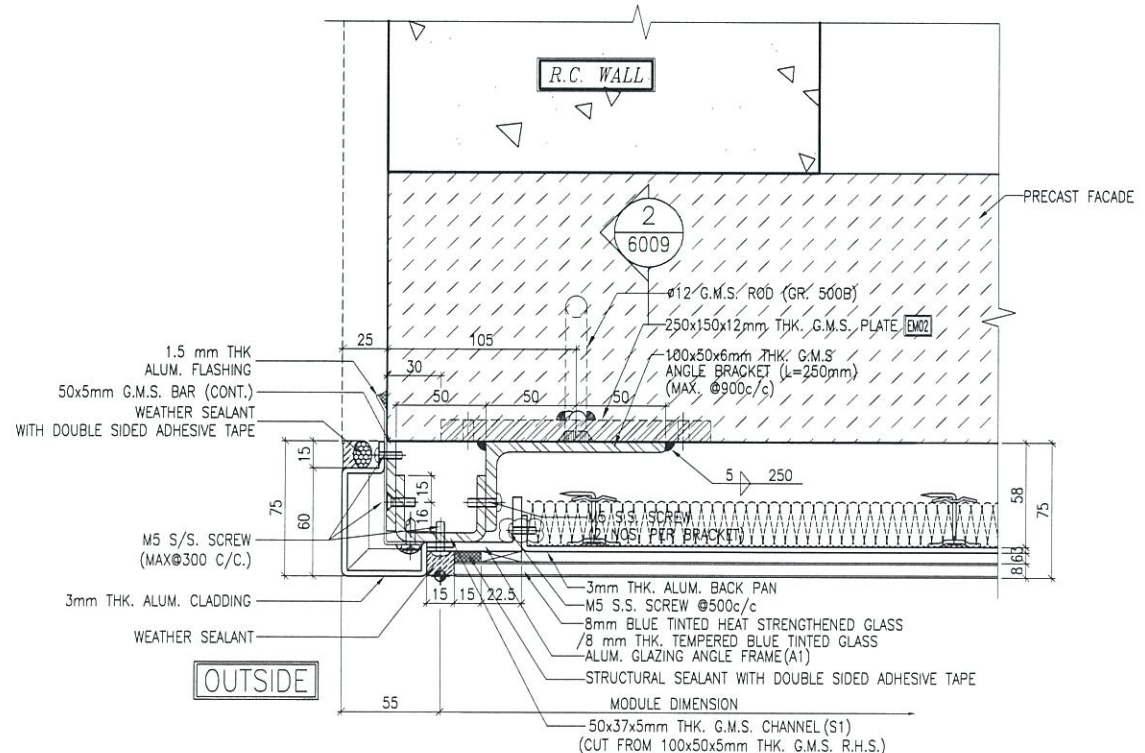
DWG NO. : J837-GC-5008 REV. : A



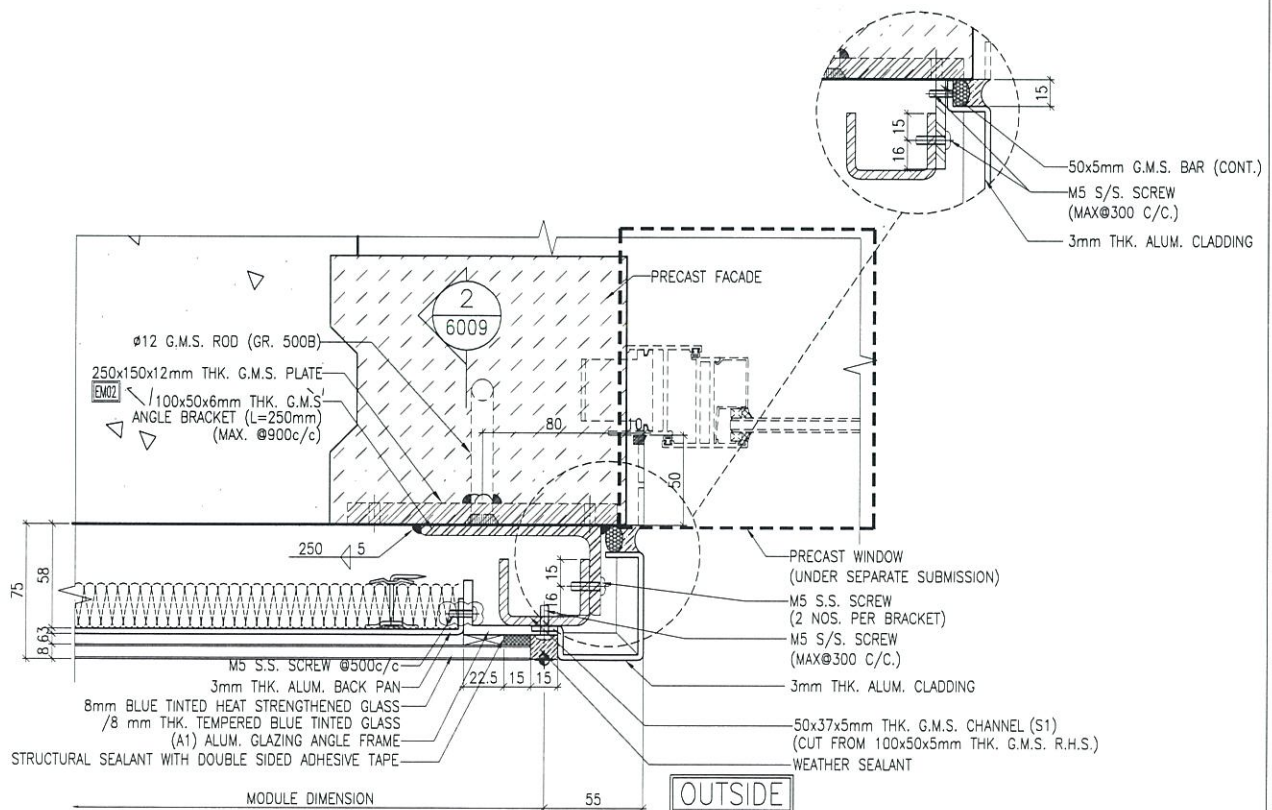
1 TYPICAL MULLION DETAIL
5009 GLASS CLADDING
(FOR 27/F~R/F)



2 TYPICAL MULLION DETAIL
5009 GLASS CLADDING
(FOR 27/F~R/F)



3 TYPICAL MULLION DETAIL
5009 GLASS CLADDING
(FOR 27/F~R/F)



4 TYPICAL MULLION DETAIL
5009 GLASS CLADDING
(FOR 27/F~R/F)

B.D. REF :

CLIENT :
信和置業有限公司
Sino Land Company Limited

ARCHITECT :
WONG TUNG & PARTNERS LIMITED
ARCHITECTS & PLANNERS

MAIN CONTRACTOR :
CR Construction Company Limited

STRUCTURAL ENGINEER :
AECOM

FAÇADE CONSULTANT:
AECOM

NOTE :
1. ALL DIMENSIONS ARE IN mm.
2. ALL ELEVATIONS ARE VIEWED FROM OUTSIDE.
3. ALL DIMENSIONS TO BE VERIFIED ON SITE BEFORE FABRICATION.

LEGEND :
X1 - DETAIL MARK NO.
X001 - REFER SHEET NO.
1. F.F.L. -- FINISHED FLOOR LEVEL
2. S.F.L. -- STRUCTURAL FLOOR LEVEL
3. (R) -- REVERSED DETAIL

NO.	DATE	GENERAL	REVISD	BY
A	12/6/2019	GENERAL	REVISED	

JOB NO. : J-837
PROJECT :
URA KWUN TONG TOWN CENTRE
REDEVELOPMENT (AREA 2 & 3) AT
NKIL 6514, KWUN TONG, KWLOON

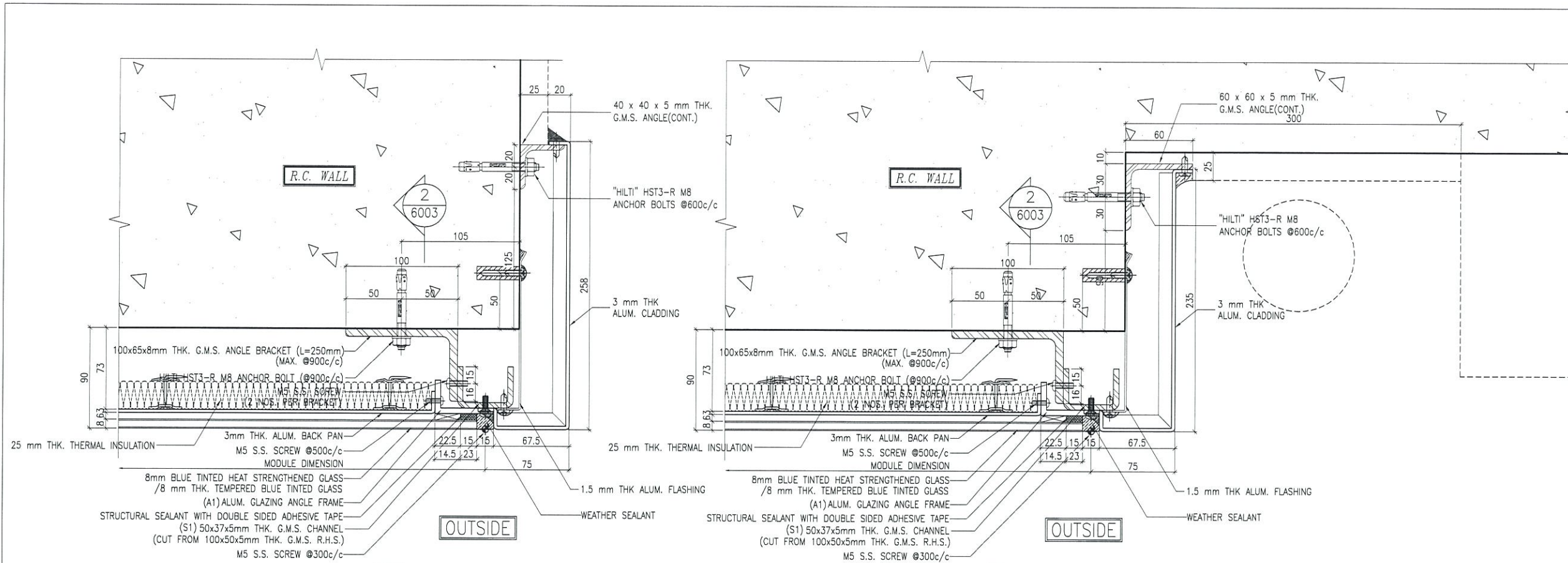
TITLE :
TYPICAL MULLION DETAIL
FOR GLASS CLADDING

DATE : 4-Sep-18 SCALE : 1:2 (A1)

DRAWN BY : ASING CHECKED BY : -

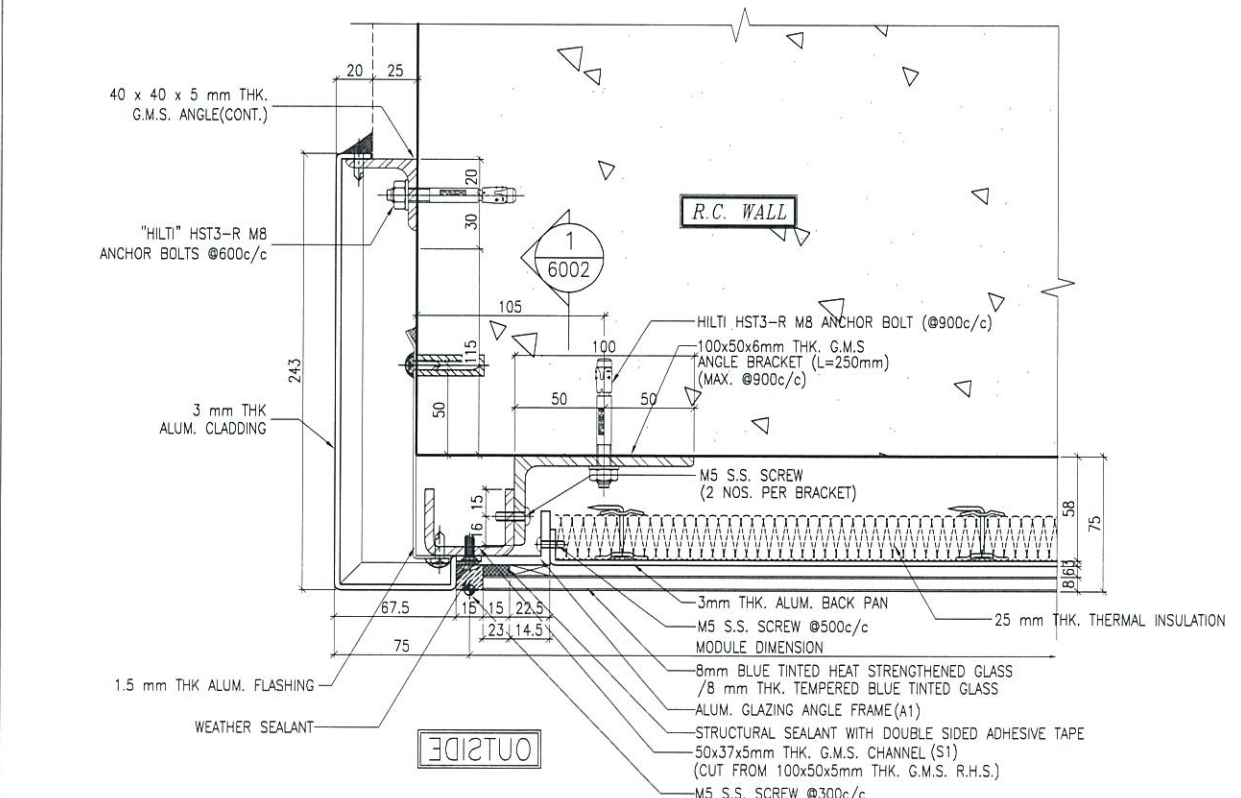
美特鋁質有限公司
MIDI ALUMINIUM FABRICATOR LTD.
Units 6-8, Sunray Industrial Centre, 1/F
610 Cha Kwo Ling Road, Kowloon
Tel:23489211-4 Fax:(852)2727666

DWG NO. : JB37-GC-5009 REV. : A



1 TYPICAL MULLION DETAIL
5010 GLASS CLADDING

2 TYPICAL MULLION DETAIL
5010 GLASS CLADDING



3 TYPICAL MULLION DETAIL
5010 GLASS CLADDING

B.D. REF :

CLIENT :
信和置業有限公司
Sino Land Company Limited

ARCHITECT :
WONG TUNG & PARTNERS LIMITED
ARCHITECTS & PLANNERS

MAIN CONTRACTOR :
CR Construction Company Limited

STRUCTURAL ENGINEER :
AECOM

FACADE CONSULTANT :
AECOM

NOTE :
1. ALL DIMENSIONS ARE IN mm.
2. ALL ELEVATIONS ARE VIEWED FROM OUTSIDE.
3. ALL DIMENSIONS TO BE VERIFIED ON SITE BEFORE FABRICATION.

LEGEND :
X1 --- DETAIL MARK NO.
X001 --- REFER SHEET NO.
1. F.F.L. --- FINISHED FLOOR LEVEL
2. S.F.L. --- STRUCTURAL FLOOR LEVEL
3. (R) --- REVERSED DETAIL

NO.	DATE	REVISED	BY

JOB NO. : J-837

PROJECT :
URA KWUN TONG TOWN CENTRE
REDEVELOPMENT (AREA 2 & 3) AT
NKIL 6514, KWUN TONG, KWLOON

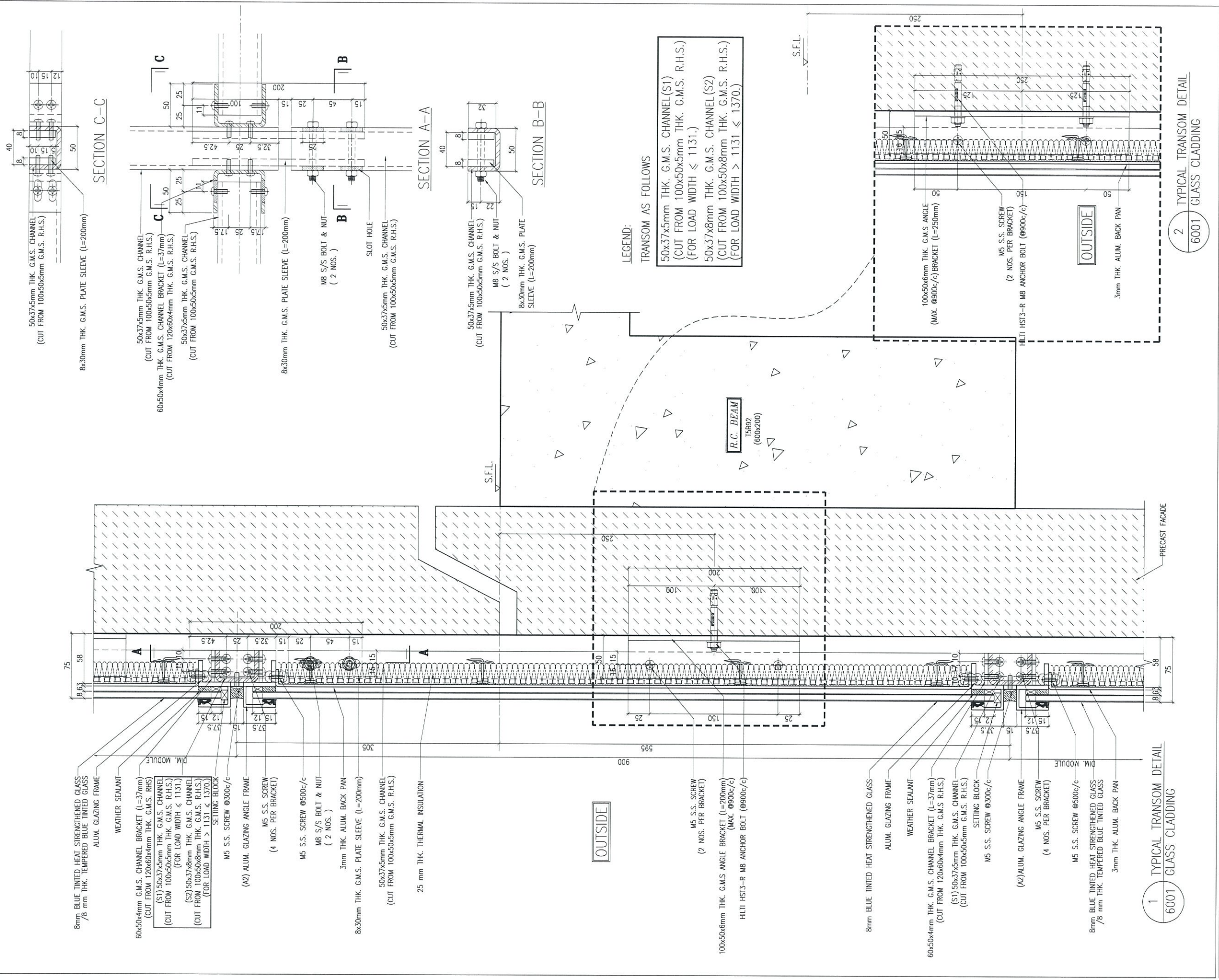
TITLE :
TYPICAL MULLION DETAIL
FOR GLASS CLADDING

DATE : 15-Oct-18 SCALE : 1:2 (A1)

DRAWN BY : ASING CHECKED BY : -

美特鋁質有限公司
MIDI ALUMINIUM FABRICATOR LTD.
Units 6-8, Sunray Industrial Centre, 1/F
610 Cha Kwo Ling Road, Kowloon
Tel:23489211-4 Fax:(852)2727666

DWG NO. : JB37-GC-5010 REV. : -



B.D. REF :

CLIENT :
 信和置業有限公司
 Sino Land Company Limited

ARCHITECT :
 WONG TUNG & PARTNERS LIMITED
 ARCHITECTS & PLANNERS

MAIN CONTRACTOR :
 CR Construction Company Limited

STRUCTURAL ENGINEER :
 AECOM

FAÇADE CONSULTANT:
 AECOM

NOTE :
 1. ALL DIMENSIONS ARE IN mm.
 2. ALL ELEVATIONS ARE VIEWED FROM OUTSIDE.
 3. ALL DIMENSIONS TO BE VERIFIED ON SITE BEFORE FABRICATION.

LEGEND :
 X1 — DETAIL MARK NO.
 X001 — REFER SHEET NO.
 1. F.F.L. — FINISHED FLOOR LEVEL
 2. S.F.L. — STRUCTURAL FLOOR LEVEL
 3. (R) — REVERSED DETAIL

NO.	DATE	REVISED	BY
C	12/6/2019	GENERAL REVISED	
B	1/3/2019	GENERAL REVISED	
A	17/11/2018	GENERAL REVISED	

JOB NO. : J-837
 PROJECT :
 URA KWUN TONG TOWN CENTRE
 REDEVELOPMENT (AREA 2 & 3) AT
 NKIL 6514, KWUN TONG, KWLOON

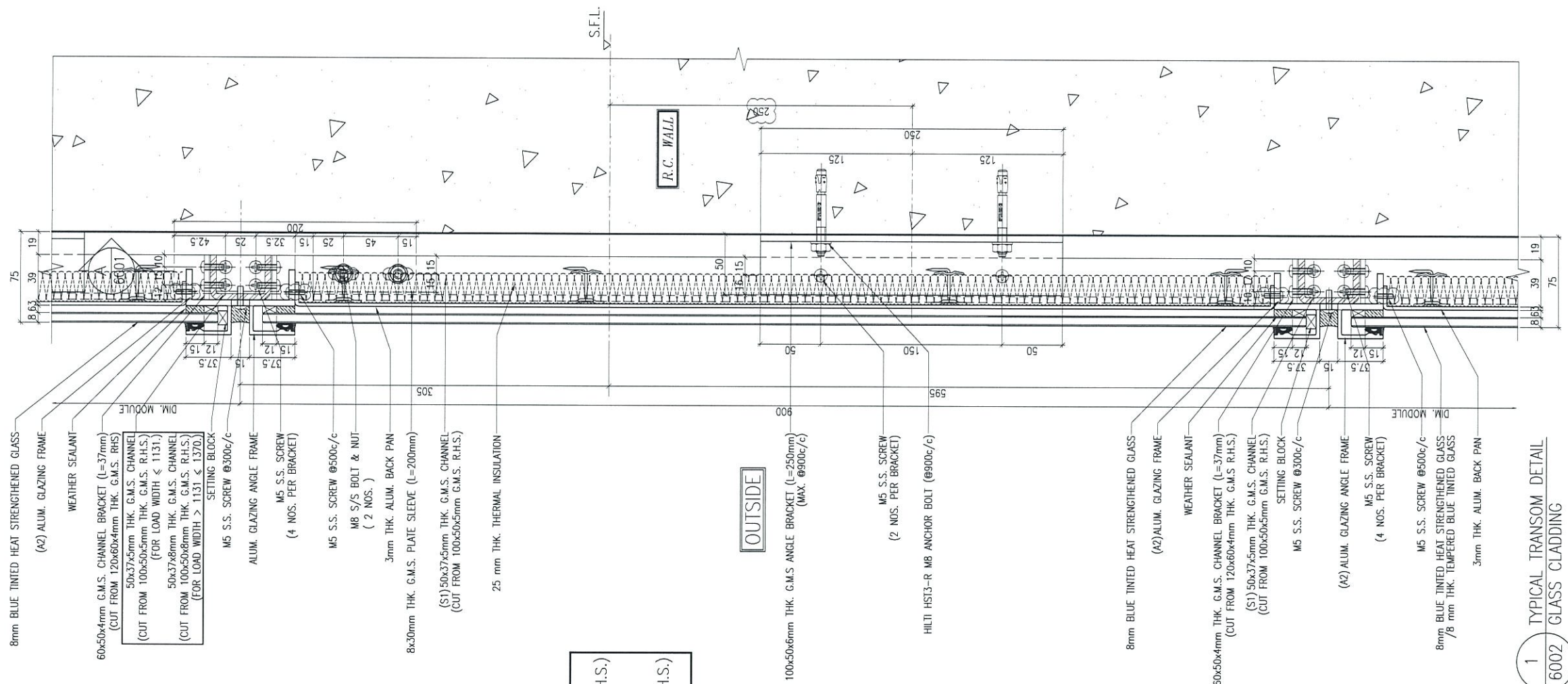
TITLE :
 TYPICAL TRANSOM DETAIL
 FOR GLASS CLADDING

DATE : 4-Sep-18 SCALE : 1:2 (A1)
 DRAWN BY : ASING CHECKED BY : -

美特鋁質有限公司
 MIDI ALUMINIUM FABRICATOR LTD.
 Units 6-8, Sunray Industrial Centre, 1/F
 610 Cha Kwo Ling Road, Kowloon
 Tel: 23489211-4 Fax: (852) 27727666
 DWG NO. : JB37-GC-6001 REV. : C

2 TYPICAL TRANSOM DETAIL
 6001 GLASS CLADDING

1 TYPICAL TRANSOM DETAIL
 6001 GLASS CLADDING



LEGEND:
 TRANSOM AS FOLLOWS
 50x37x5mm THK. G.M.S. CHANNEL (S1)
 (CUT FROM 100x50x5mm THK. G.M.S. R.H.S.)
 (FOR LOAD WIDTH ≤ 1131.)
 50x37x8mm THK. G.M.S. CHANNEL (S2)
 (CUT FROM 100x50x8mm THK. G.M.S. R.H.S.)
 (FOR LOAD WIDTH > 1131 ≤ 1370.)

1 TYPICAL TRANSOM DETAIL
 6002 GLASS CLADDING

B.D. REF :

CLIENT :
 信和置業有限公司
 Sino Land Company Limited

ARCHITECT :
 WONG TUNG & PARTNERS LIMITED
 ARCHITECTS & PLANNERS

MAIN CONTRACTOR :
 CR Construction Company Limited

STRUCTURAL ENGINEER :
 AECOM

FACADE CONSULTANT:
 AECOM

NOTE :
 1. ALL DIMENSIONS ARE IN mm.
 2. ALL ELEVATIONS ARE VIEWED FROM OUTSIDE.
 3. ALL DIMENSIONS TO BE VERIFIED ON SITE BEFORE FABRICATION.

LEGEND :
 X1 — DETAIL MARK NO.
 X001 — REFER SHEET NO.
 1. F.F.L. — FINISHED FLOOR LEVEL
 2. S.F.L. — STRUCTURAL FLOOR LEVEL
 3. (R) — REVERSED DETAIL

B	12/6/2019	GENERAL REVISED	
A	17/11/2018	GENERAL REVISED	
NO.	DATE	REVISED	BY

JOB NO. : J-837
 PROJECT :
 URA KWUN TONG TOWN CENTRE
 REDEVELOPMENT (AREA 2 & 3) AT
 NKIL 6514, KWUN TONG, KWLOON

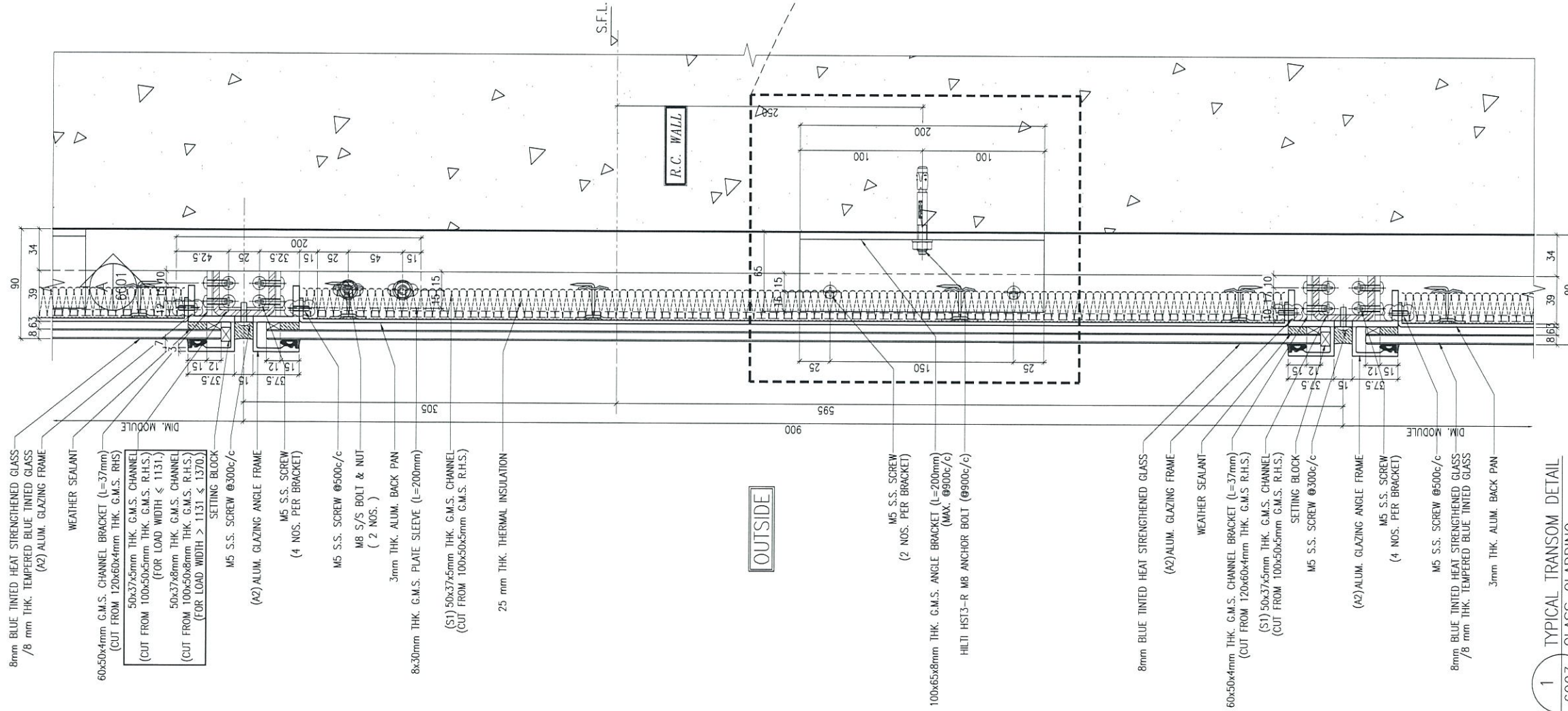
TITLE :
 TYPICAL TRANSOM DETAIL
 FOR GLASS CLADDING

DATE : 4-Sep-18 SCALE : 1:2 (A1)
 DRAWN BY : ASING CHECKED BY : -

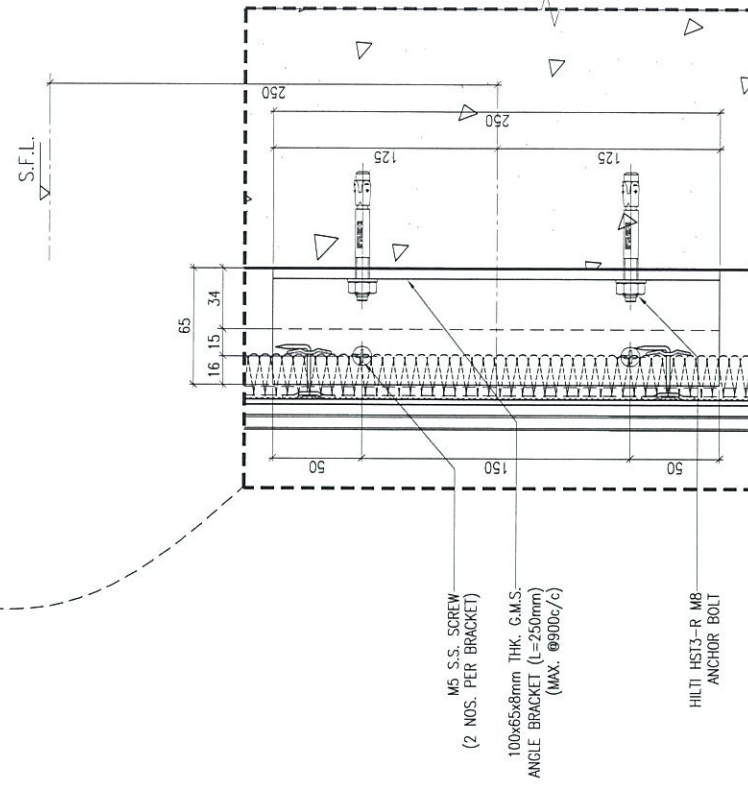
美特鋁質有限公司
 MIDI ALUMINIUM FABRICATOR LTD.
 Units 6-8, Sunray Industrial Centre, 1/F
 610 Cha Kwo Ling Road, Kowloon
 Tel:23489211-4 Fax:(852)2727666
 DWG NO. : JB37-GC-6002 REV. : B

LEGEND:
TRANSOM AS FOLLOWS

50x37x5mm THK. G.M.S. CHANNEL (S1)
(CUT FROM 100x50x5mm THK. G.M.S. R.H.S.)
(FOR LOAD WIDTH ≤ 1131.)
50x37x8mm THK. G.M.S. CHANNEL (S2)
(CUT FROM 100x50x8mm THK. G.M.S. R.H.S.)
(FOR LOAD WIDTH > 1131 ≤ 1370.)



1 TYPICAL TRANSOM DETAIL
6003 GLASS CLADDING



2 TYPICAL TRANSOM DETAIL
6003 GLASS CLADDING

B.D. REF :

CLIENT :
信和置業有限公司
Sino Land Company Limited

ARCHITECT :
WONG TUNG & PARTNERS LIMITED
ARCHITECTS & PLANNERS

MAIN CONTRACTOR :
CR Construction Company Limited

STRUCTURAL ENGINEER :
AECOM

FACADE CONSULTANT:
AECOM

NOTE :
1. ALL DIMENSIONS ARE IN mm.
2. ALL ELEVATIONS ARE VIEWED FROM OUTSIDE.
3. ALL DIMENSIONS TO BE VERIFIED ON SITE BEFORE FABRICATION.

LEGEND :
X1 - DETAIL MARK NO.
X001 - REFER SHEET NO.
1. F.F.L. -- FINISHED FLOOR LEVEL
2. S.F.L. -- STRUCTURAL FLOOR LEVEL
3. (R) -- REVERSED DETAIL

B	12/6/2019	GENERAL REVISED	
A	17/11/2018	GENERAL REVISED	
NO.	DATE	REVISED	BY

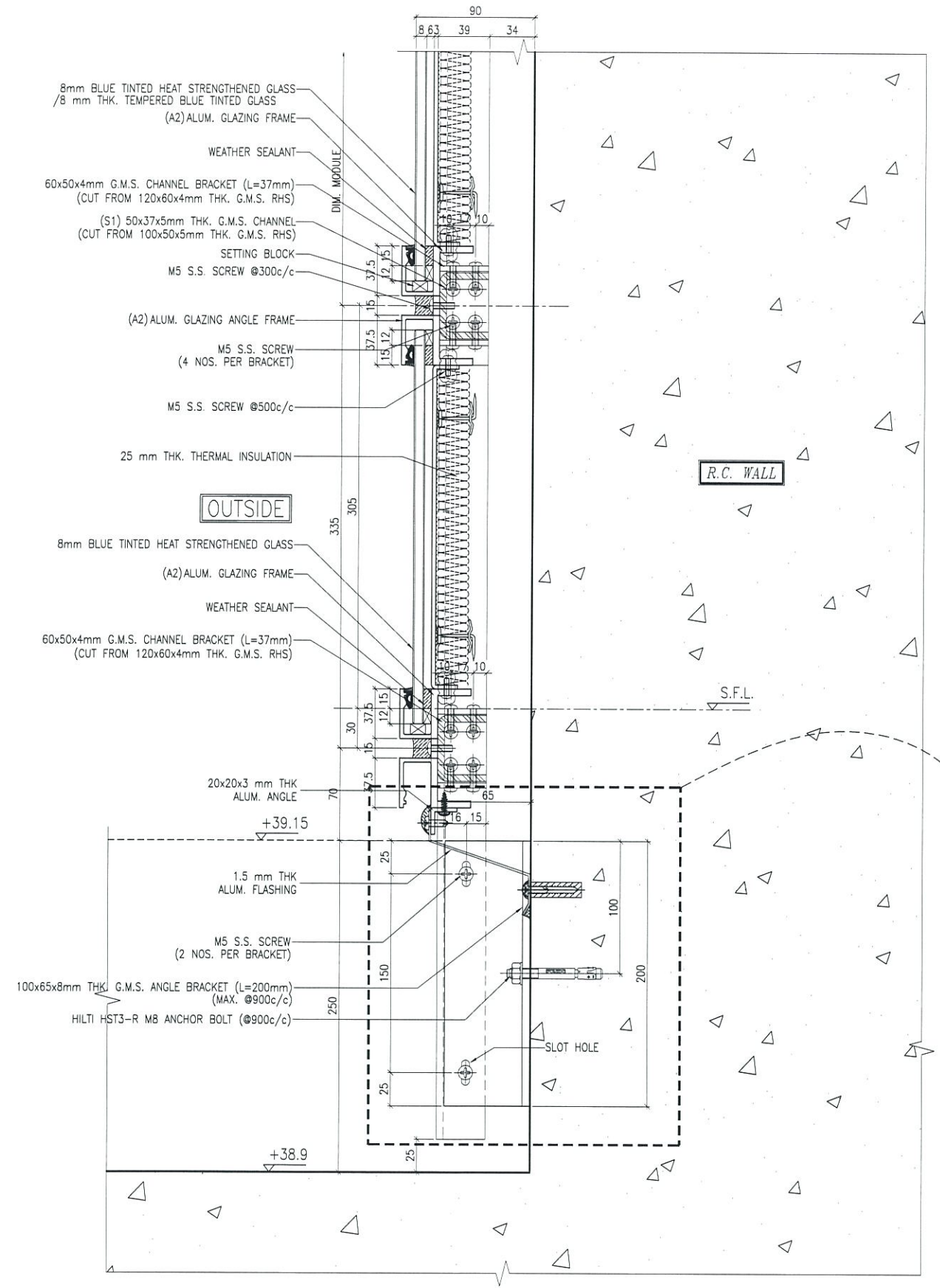
JOB NO. : J-837
PROJECT :
URA KWUN TONG TOWN CENTRE
REDEVELOPMENT (AREA 2 & 3) AT
NKIL 6514, KWUN TONG, KWLOON

TITLE :
TYPICAL TRANSOM DETAIL
FOR GLASS CLADDING

DATE : 4-Sep-18 SCALE : 1:2 (A1)
DRAWN BY : ASING CHECKED BY : -

美特鋁質有限公司
MIDI ALUMINUM FABRICATOR LTD.
Units 6-8, Sunray Industrial Centre, 1/F
610 Cha Kwa Ling Road, Kowloon
Tel:23489211-4 Fax:(852)2727666

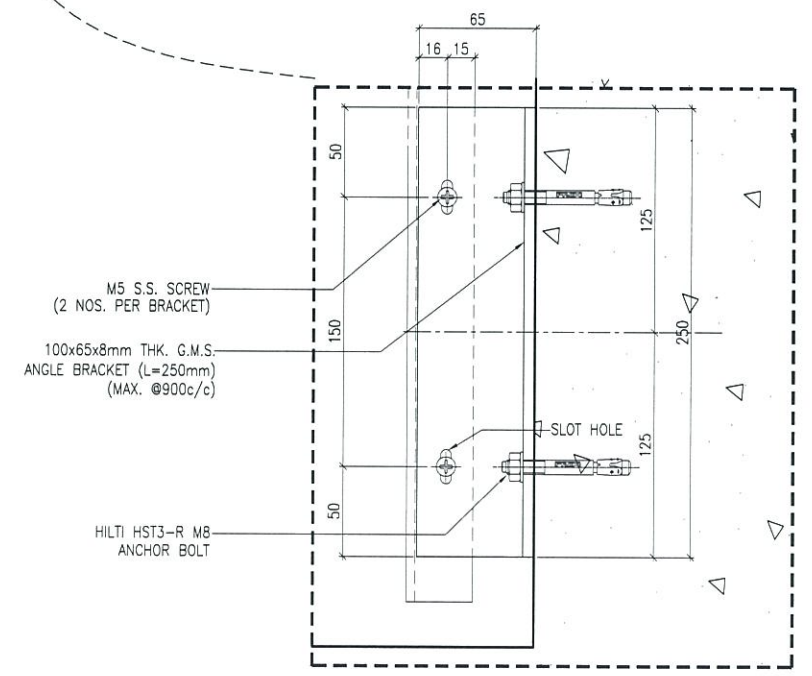
DWG NO. : J837-GC-6003 REV. : B



1 TYPICAL TRANSOM DETAIL
6004 GLASS CLADDING

LEGEND:
TRANSOM AS FOLLOWS

- 50x37x5mm THK. G.M.S. CHANNEL(S1)
(CUT FROM 100x50x5mm THK. G.M.S. R.H.S.)
(FOR LOAD WIDTH ≤ 1131.)
- 50x37x8mm THK. G.M.S. CHANNEL(S2)
(CUT FROM 100x50x8mm THK. G.M.S. R.H.S.)
(FOR LOAD WIDTH > 1131 ≤ 1370.)



2 TYPICAL TRANSOM DETAIL
6004 GLASS CLADDING

B.D. REF :

CLIENT :
信和置業有限公司
Sino Land Company Limited

ARCHITECT :
WONG TUNG & PARTNERS LIMITED
ARCHITECTS & PLANNERS

MAIN CONTRACTOR :
CR Construction Company Limited

STRUCTURAL ENGINEER :
AECOM

FACADE CONSULTANT:
AECOM

NOTE :
1. ALL DIMENSIONS ARE IN mm.
2. ALL ELEVATIONS ARE VIEWED FROM OUTSIDE.
3. ALL DIMENSIONS TO BE VERIFIED ON SITE BEFORE FABRICATION.

LEGEND :
 (X1) — DETAIL MARK NO.
 (X001) — REFER SHEET NO.
 1. F.F.L. — FINISHED FLOOR LEVEL
 2. S.F.L. — STRUCTURAL FLOOR LEVEL
 3. (R) — REVERSED DETAIL

NO.	DATE	REVISED	BY
B	12/6/2019	GENERAL REVISED	
A	17/11/2018	GENERAL REVISED	

JOB NO. : J-837
PROJECT :
URA KWUN TONG TOWN CENTRE
REDEVELOPMENT (AREA 2 & 3) AT
NKIL 6514, KWUN TONG, KWLOON

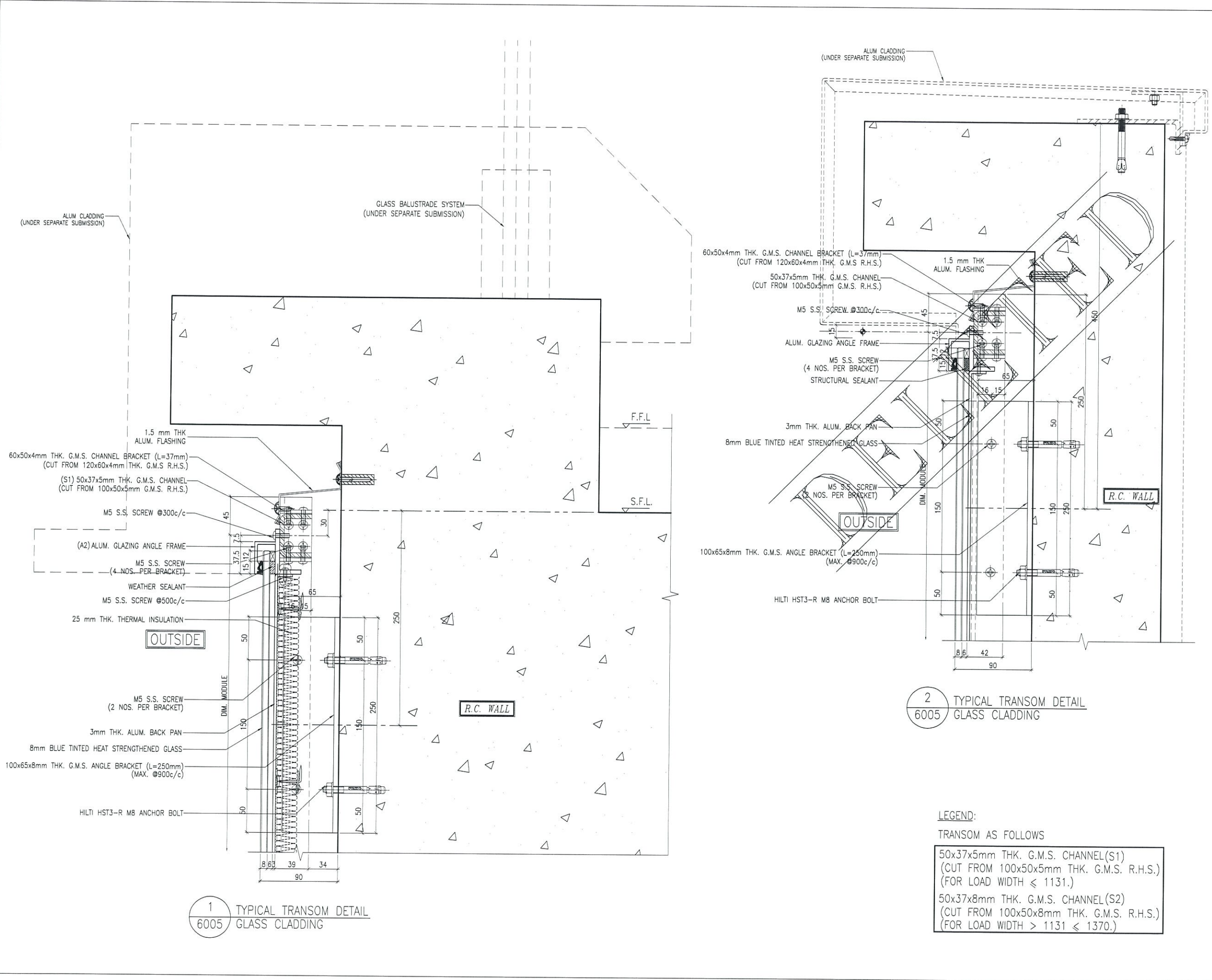
TITLE :
TYPICAL TRANSOM DETAIL
FOR GLASS CLADDING

DATE : 4-Sep-18 SCALE : 1:2 (A1)

DRAWN BY : ASING CHECKED BY : -

美特鋁質有限公司
MIDI ALUMINIUM FABRICATOR LTD.
Units 6-8, Sunray Industrial Centre, 1/F
610 Cha Kwo Ling Road, Kowloon
Tel:23489211-4 Fax:(852)27727666

DWG NO. : J837-GC-6004 REV. : B



1 TYPICAL TRANSOM DETAIL
6005 GLASS CLADDING

2 TYPICAL TRANSOM DETAIL
6005 GLASS CLADDING

LEGEND:
TRANSOM AS FOLLOWS
50x37x5mm THK. G.M.S. CHANNEL (S1)
(CUT FROM 100x50x5mm THK. G.M.S. R.H.S.)
(FOR LOAD WIDTH < 1131.)
50x37x8mm THK. G.M.S. CHANNEL (S2)
(CUT FROM 100x50x8mm THK. G.M.S. R.H.S.)
(FOR LOAD WIDTH > 1131 < 1370.)

B.D. REF :

CLIENT :
信和置業有限公司
Sino Land Company Limited

ARCHITECT :
WONG TUNG & PARTNERS LIMITED
ARCHITECTS & PLANNERS

MAIN CONTRACTOR :
CR Construction Company Limited

STRUCTURAL ENGINEER :
AECOM

FACADE CONSULTANT:
AECOM

NOTE :
1. ALL DIMENSIONS ARE IN mm.
2. ALL ELEVATIONS ARE VIEWED FROM OUTSIDE.
3. ALL DIMENSIONS TO BE VERIFIED ON SITE BEFORE FABRICATION.

LEGEND :
x1 — DETAIL MARK NO.
x001 — REFER SHEET NO.

1. F.F.L. — FINISHED FLOOR LEVEL
2. S.F.L. — STRUCTURAL FLOOR LEVEL
3. (R) — REVERSED DETAIL

B	12/6/2019	GENERAL REVISED	
A	17/11/2018	GENERAL REVISED	
NO.	DATE	REVISED	BY

JOB NO. : J-837
PROJECT : URA KWUN TONG TOWN CENTRE REDEVELOPMENT (AREA 2 & 3) AT NKIL 6514, KWUN TONG, KWLOON

TITLE : TYPICAL TRANSOM DETAIL FOR GLASS CLADDING

DATE : 4-Sep-18 SCALE : 1:2 (A1)
DRAWN BY : ASING CHECKED BY : -

MIDI ALUMINIUM FABRICATOR LTD.
Units 6-8, Sunray Industrial Centre, 1/F
610 Cha Kwo Ling Road, Kowloon
Tel: 23489211-4 Fax: (852) 2727666

DWG NO. : JB37-GC-6005 REV. : B


B.D. REF :

CLIENT :

 信和置業有限公司
 Sino Land Company Limited

ARCHITECT :

 WONG TUNG & PARTNERS LIMITED
 ARCHITECTS & PLANNERS

MAIN CONTRACTOR :

 CR Construction Company Limited

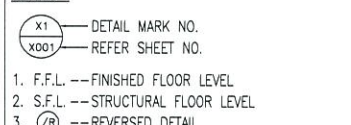
STRUCTURAL ENGINEER :

 AECOM

FAÇADE CONSULTANT:

 AECOM

NOTE :
 1. ALL DIMENSIONS ARE IN mm.
 2. ALL ELEVATIONS ARE VIEWED FROM OUTSIDE.
 3. ALL DIMENSIONS TO BE VERIFIED ON SITE BEFORE FABRICATION.

LEGEND :

 1. F.F.L. -- FINISHED FLOOR LEVEL
 2. S.F.L. -- STRUCTURAL FLOOR LEVEL
 3. Ⓡ -- REVERSED DETAIL

NO.	DATE	REVISED	BY
C	12/6/2019	GENERAL REVISED	
B	1/3/2019	GENERAL REVISED	
A	17/11/2018	GENERAL REVISED	


JOB NO. : J-837

PROJECT :
 URA KWUN TONG TOWN CENTRE
 REDEVELOPMENT (AREA 2 & 3) AT
 NKIL 6514, KWUN TONG, KWLOON

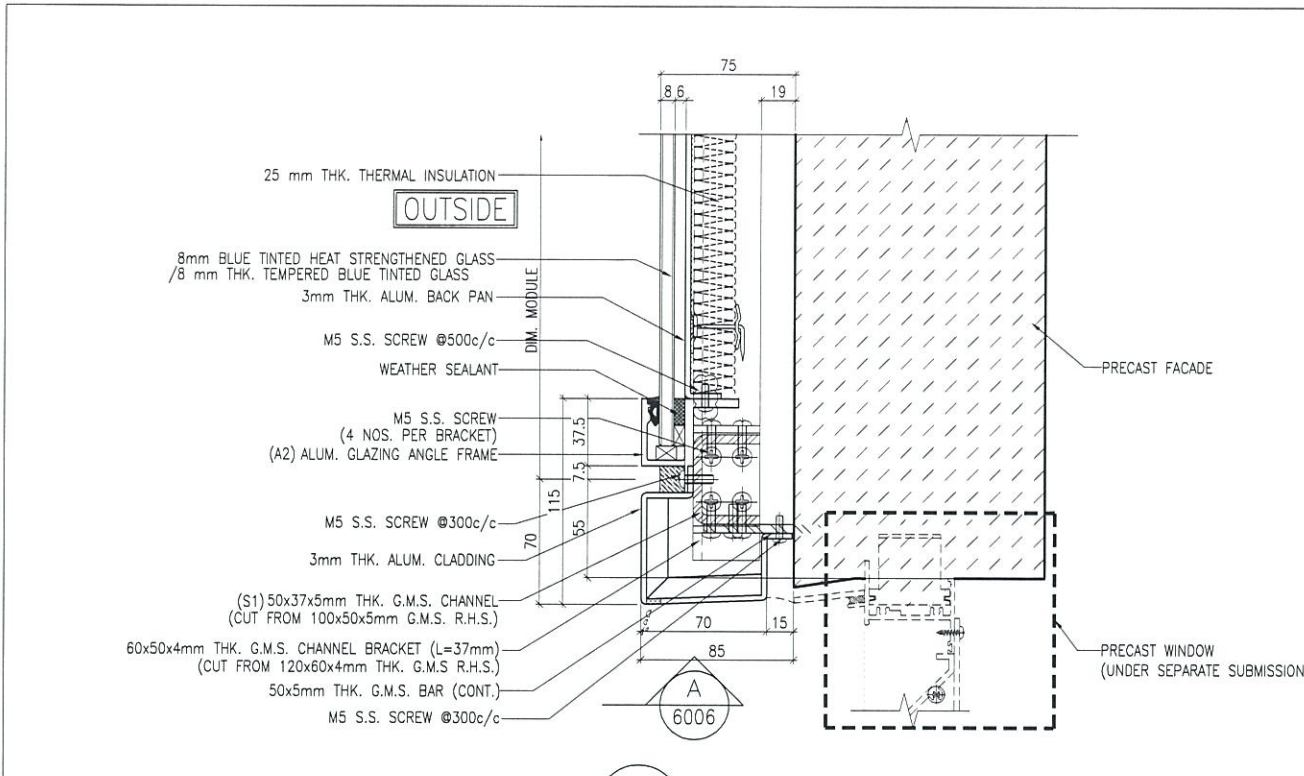
TITLE :
 TYPICAL TRANSOM DETAIL
 FOR GLASS CLADDING

DATE : 4-Sep-18 SCALE : 1:2 (A1)

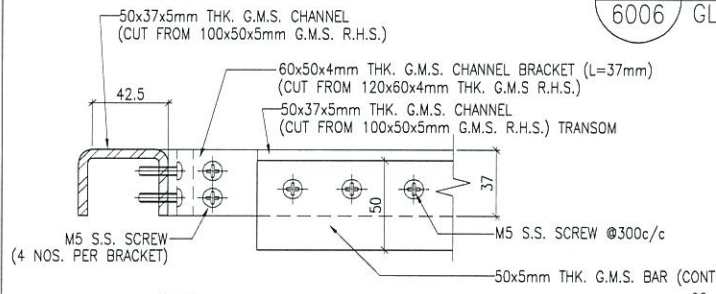
DRAWN BY : ASING CHECKED BY : -


 MIDI ALUMINUM FABRICATOR LTD.
 Units 6-8, Sunray Industrial Centre, 1/F
 610 Cha Kwo Ling Road, Kowloon
 Tel:23489211-4 Fax:(852)2727666

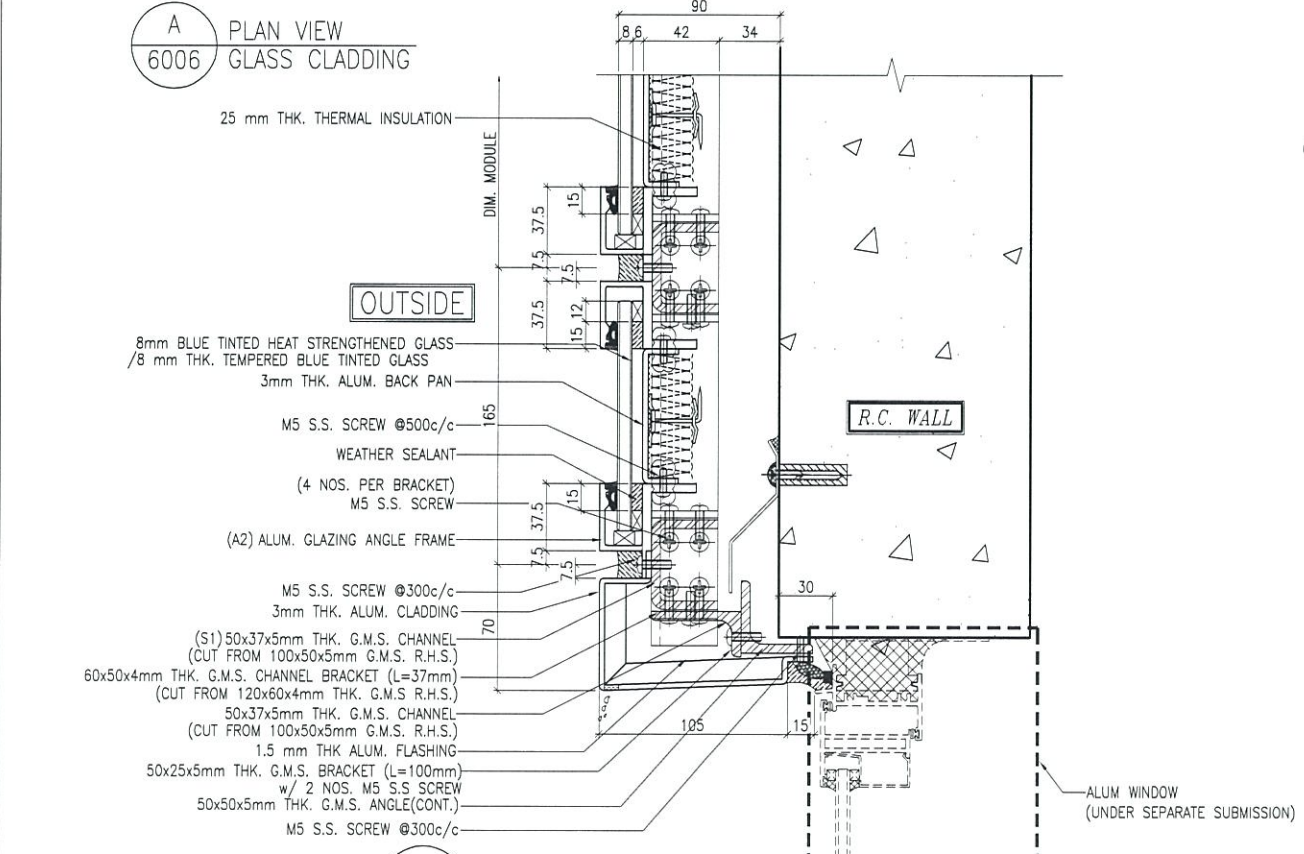
DWG NO. : J837-GC-6006 REV. : C



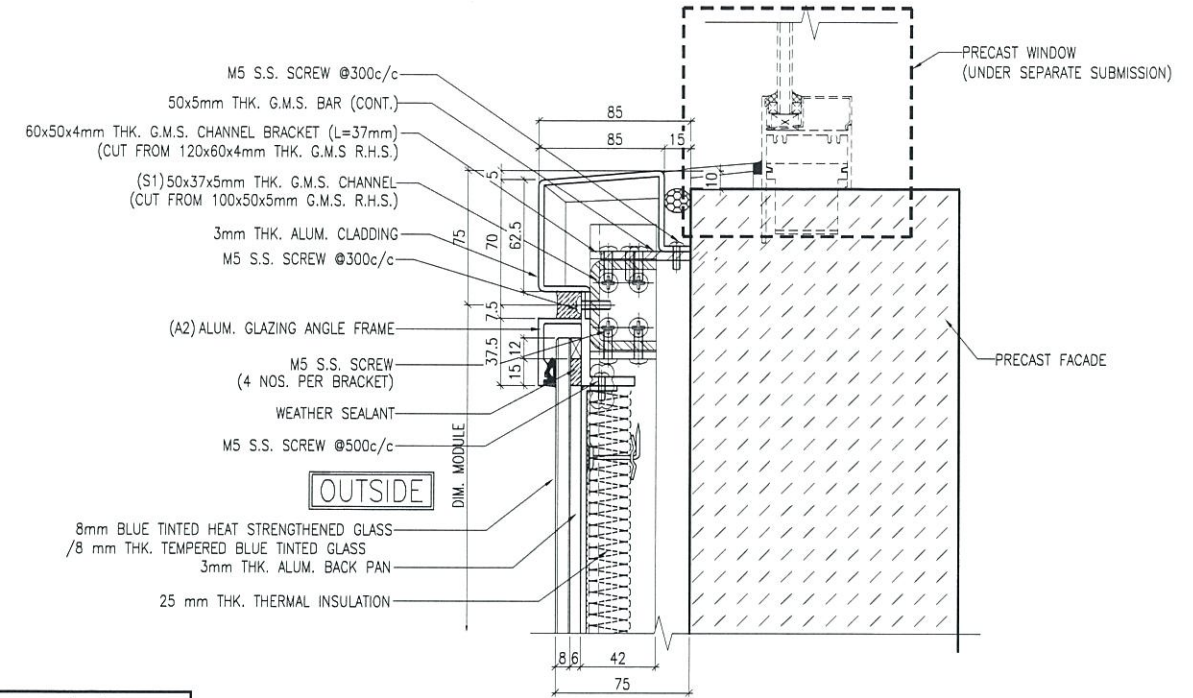
1 TYPICAL TRANSOM DETAIL
 6006 GLASS CLADDING



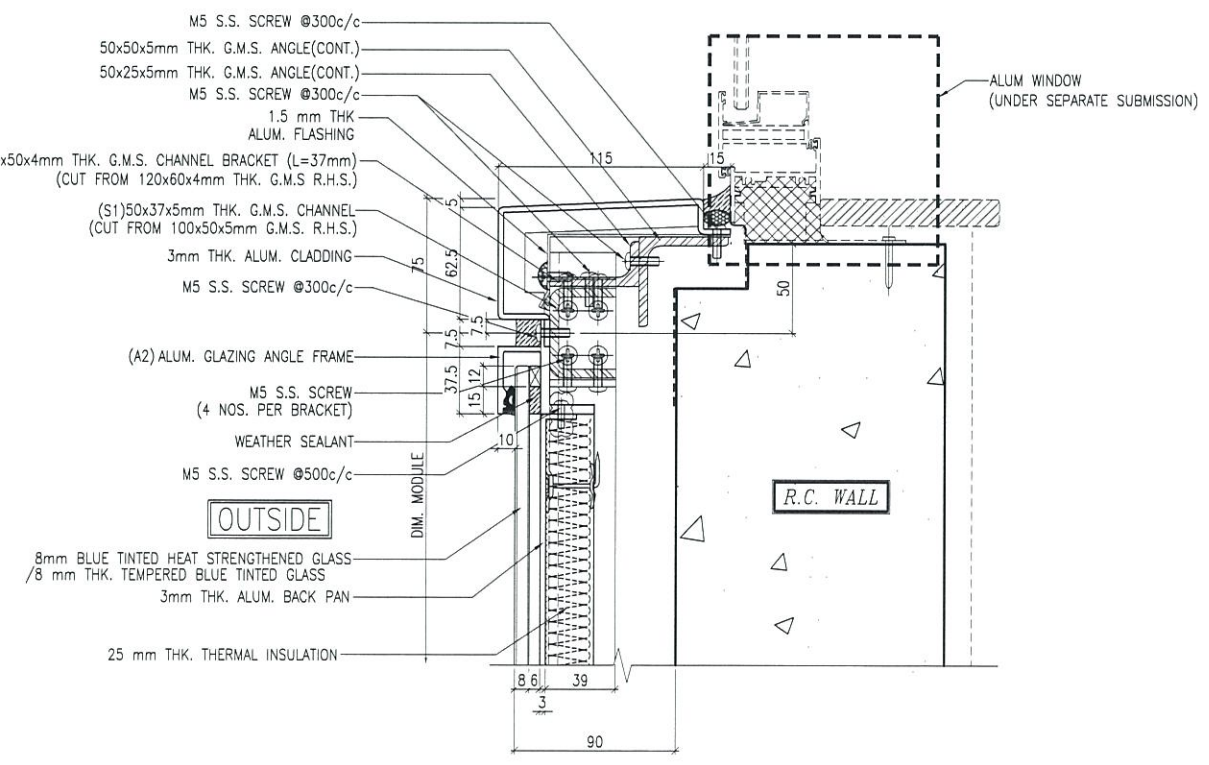
A PLAN VIEW
 6006 GLASS CLADDING



3 TYPICAL TRANSOM DETAIL
 6006 GLASS CLADDING

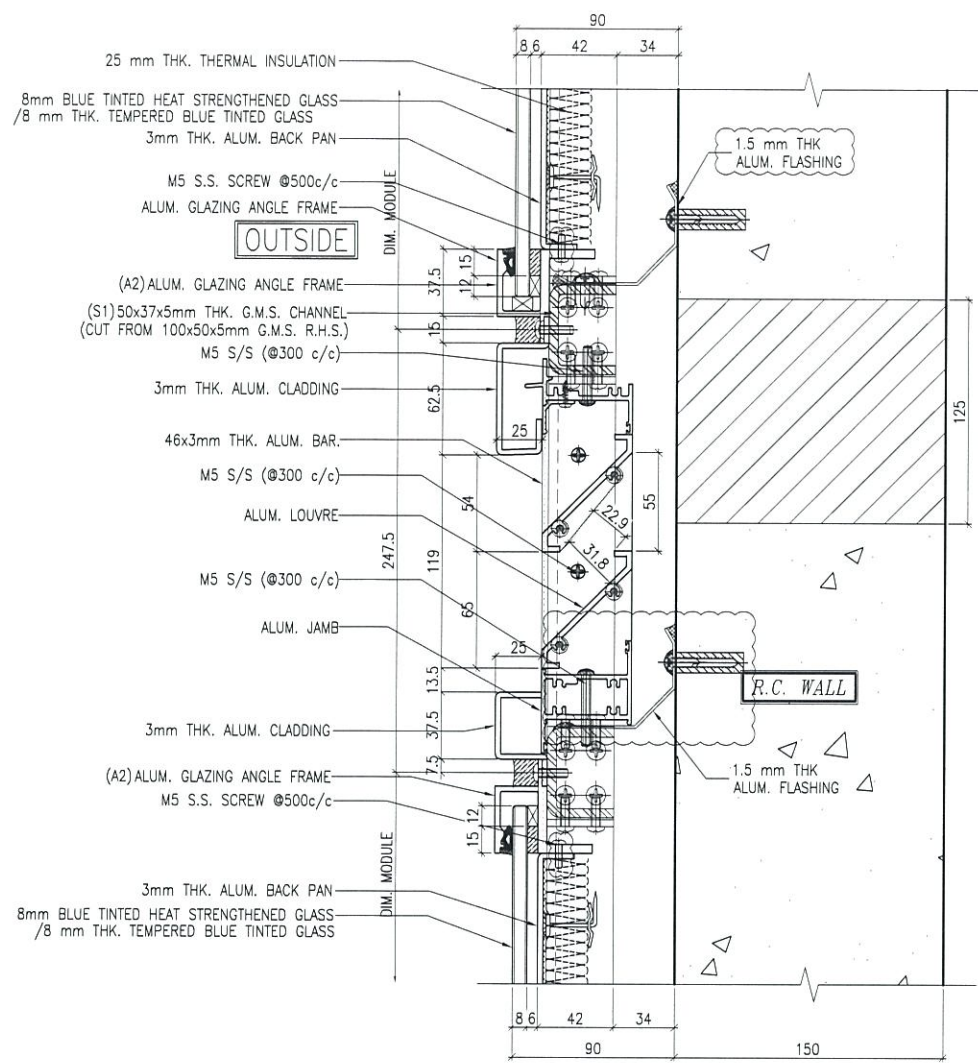


2 TYPICAL TRANSOM DETAIL
 6006 GLASS CLADDING

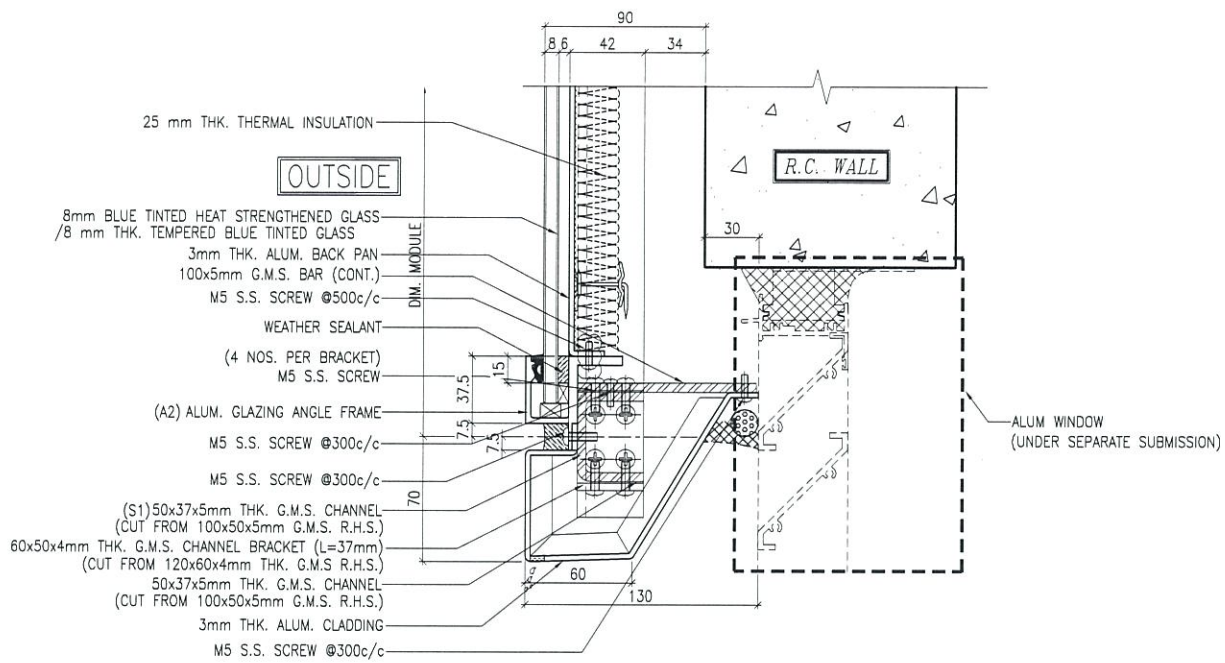


4 TYPICAL TRANSOM DETAIL
 6006 GLASS CLADDING

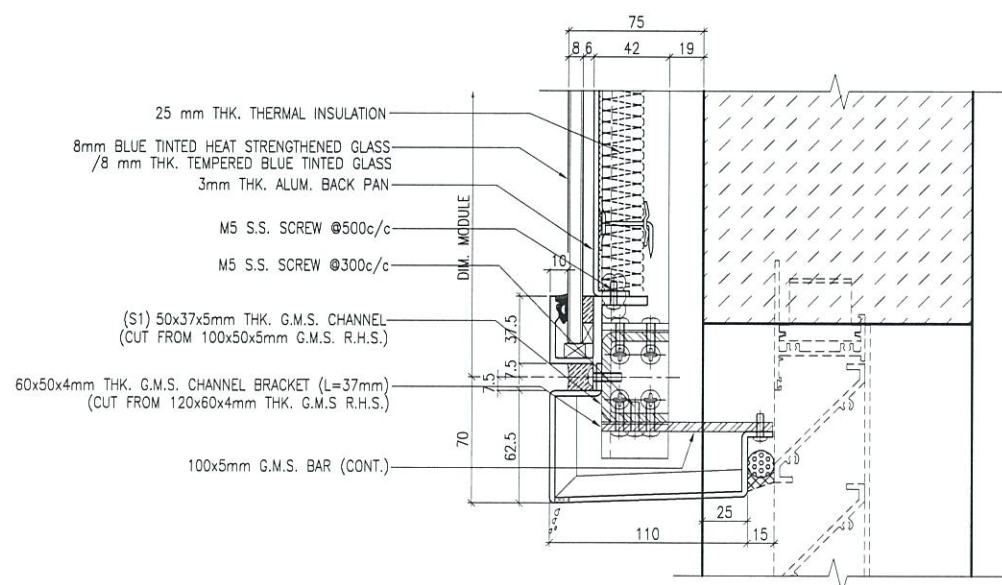
LEGEND:
 TRANSOM AS FOLLOWS
 50x37x5mm THK. G.M.S. CHANNEL (S1)
 (CUT FROM 100x50x5mm THK. G.M.S. R.H.S.)
 (FOR LOAD WIDTH < 1131.)
 50x37x8mm THK. G.M.S. CHANNEL (S2)
 (CUT FROM 100x50x8mm THK. G.M.S. R.H.S.)
 (FOR LOAD WIDTH > 1131 < 1370.)



1 TYPICAL TRANSOM DETAIL
6007 GLASS CLADDING



2 TYPICAL TRANSOM DETAIL
6007 GLASS CLADDING



3 TYPICAL TRANSOM DETAIL
6007 GLASS CLADDING

LEGEND:
TRANSOM AS FOLLOWS

50x37x5mm THK. G.M.S. CHANNEL(S1) (CUT FROM 100x50x5mm THK. G.M.S. R.H.S.) (FOR LOAD WIDTH ≤ 1131.)
50x37x8mm THK. G.M.S. CHANNEL(S2) (CUT FROM 100x50x8mm THK. G.M.S. R.H.S.) (FOR LOAD WIDTH > 1131 ≤ 1370.)

B.D. REF :

CLIENT :
信和置業有限公司
Sino Land Company Limited

ARCHITECT :
WONG TUNG & PARTNERS LIMITED
ARCHITECTS & PLANNERS

MAIN CONTRACTOR :
CR Construction Company Limited

STRUCTURAL ENGINEER :
AECOM

FAÇADE CONSULTANT:
AECOM

NOTE :
1. ALL DIMENSIONS ARE IN mm.
2. ALL ELEVATIONS ARE VIEWED FROM OUTSIDE.
3. ALL DIMENSIONS TO BE VERIFIED ON SITE BEFORE FABRICATION.

LEGEND :
X1 — DETAIL MARK NO.
X001 — REFER SHEET NO.
1. F.F.L. — FINISHED FLOOR LEVEL
2. S.F.L. — STRUCTURAL FLOOR LEVEL
3. (R) — REVERSED DETAIL

NO.	DATE	GENERAL	REVISED	BY
A	12/6/2019	GENERAL	REVISED	

JOB NO. : J-837
PROJECT :
URA KWUN TONG TOWN CENTRE
REDEVELOPMENT (AREA 2 & 3) AT
NKIL 6514, KWUN TONG, KWLOON

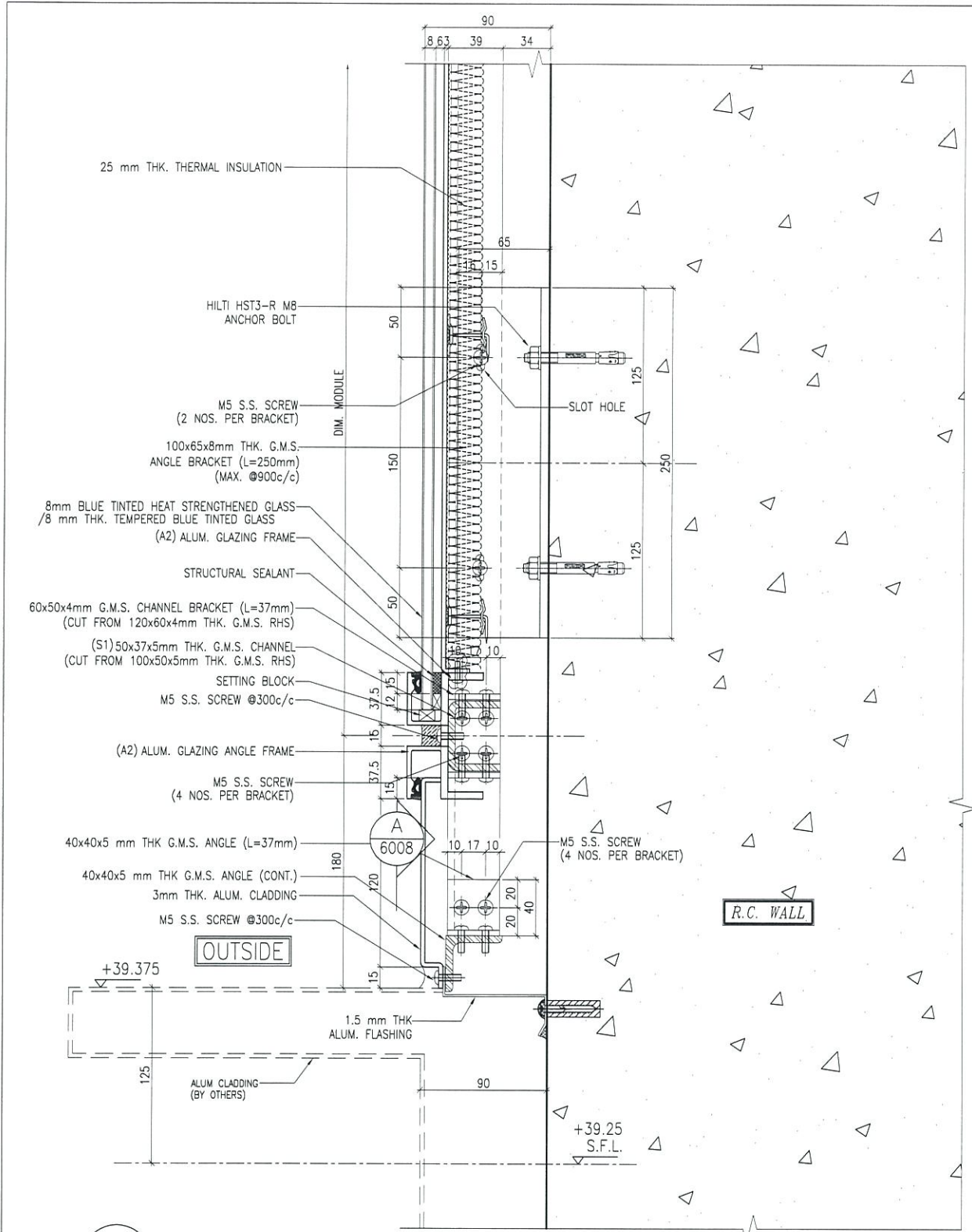
TITLE :
TYPICAL TRANSOM DETAIL
FOR GLASS CLADDING

DATE : 4-Sep-18 SCALE : 1:2 (A1)

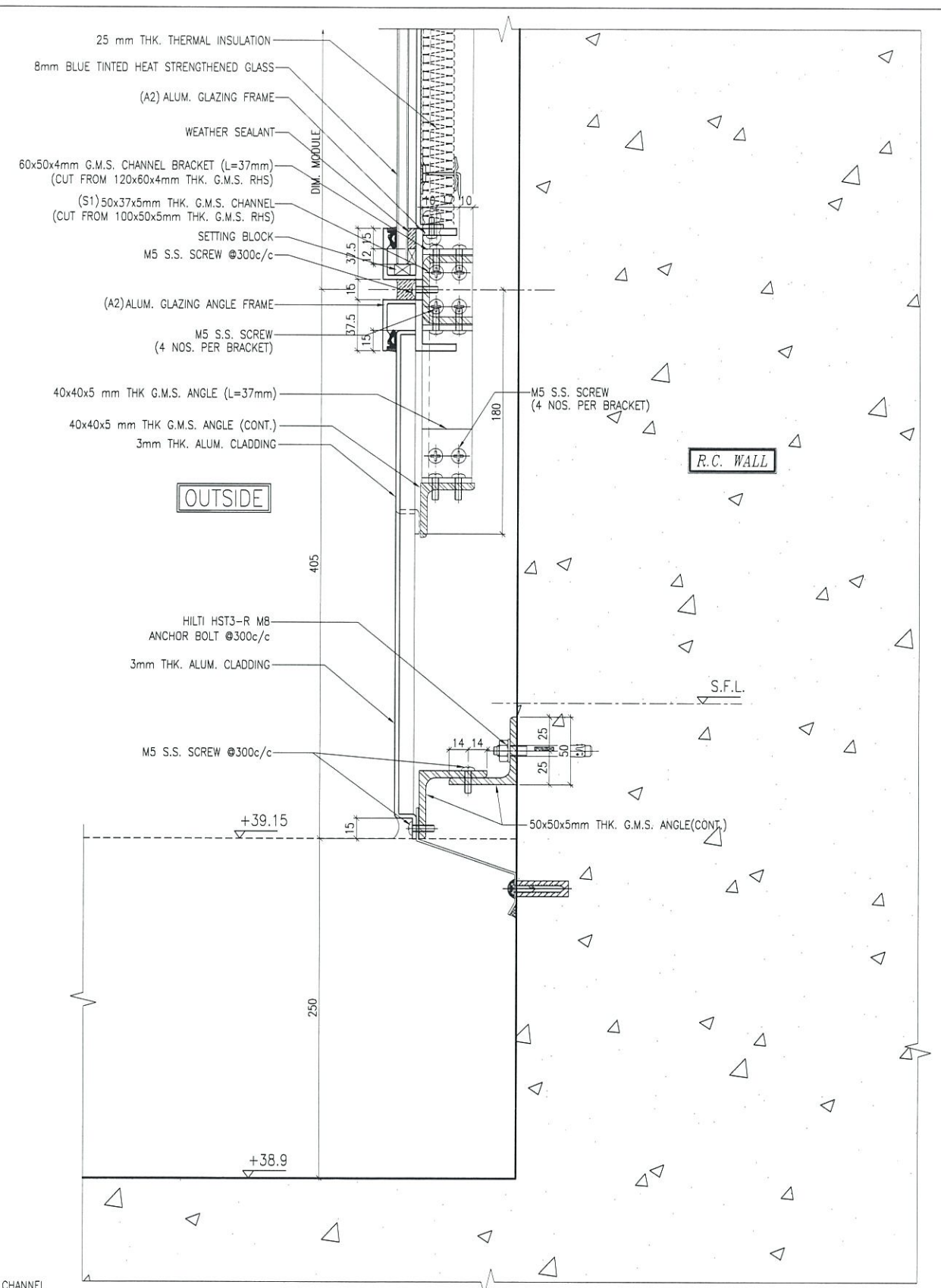
DRAWN BY : ASING CHECKED BY : -

美特鋁質有限公司
MIDI ALUMINIUM FABRICATOR LTD.
Units 6-8, Sunray Industrial Centre, 1/F
610 Cha Kwo Ling Road, Kowloon
Tel:23489211-4 Fax:(852)27727666

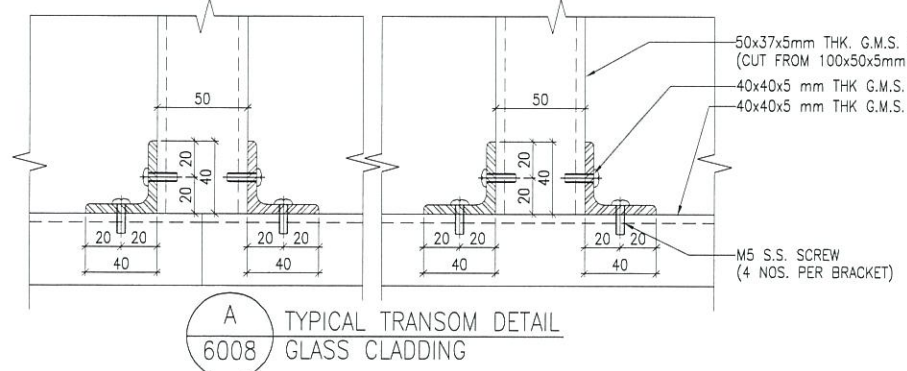
DWG NO. : JB37-GC-6007 REV. : A



1 TYPICAL TRANSOM DETAIL
6008 GLASS CLADDING



2 TYPICAL TRANSOM DETAIL
6008 GLASS CLADDING



A TYPICAL TRANSOM DETAIL
6008 GLASS CLADDING

LEGEND:
TRANSOM AS FOLLOWS
50x37x5mm THK. G.M.S. CHANNEL(S1)
(CUT FROM 100x50x5mm THK. G.M.S. R.H.S.)
(FOR LOAD WIDTH ≤ 1131.)
50x37x8mm THK. G.M.S. CHANNEL(S2)
(CUT FROM 100x50x8mm THK. G.M.S. R.H.S.)
(FOR LOAD WIDTH > 1131 < 1370.)

B.D. REF :

CLIENT :
信和置業有限公司
Sino Land Company Limited

ARCHITECT :
WONG TUNG & PARTNERS LIMITED
ARCHITECTS & PLANNERS

MAIN CONTRACTOR :
CR Construction Company Limited

STRUCTURAL ENGINEER :
AECOM

FAÇADE CONSULTANT:
AECOM

NOTE :
1. ALL DIMENSIONS ARE IN mm.
2. ALL ELEVATIONS ARE VIEWED FROM OUTSIDE.
3. ALL DIMENSIONS TO BE VERIFIED ON SITE BEFORE FABRICATION.

LEGEND :
X1 - DETAIL MARK NO.
X001 - REFER SHEET NO.
1. F.F.L. -- FINISHED FLOOR LEVEL
2. S.F.L. -- STRUCTURAL FLOOR LEVEL
3. (R) -- REVERSED DETAIL

NO.	DATE	REVISION	BY
A	12/6/2019	GENERAL REVISED	

JOB NO. : J-837

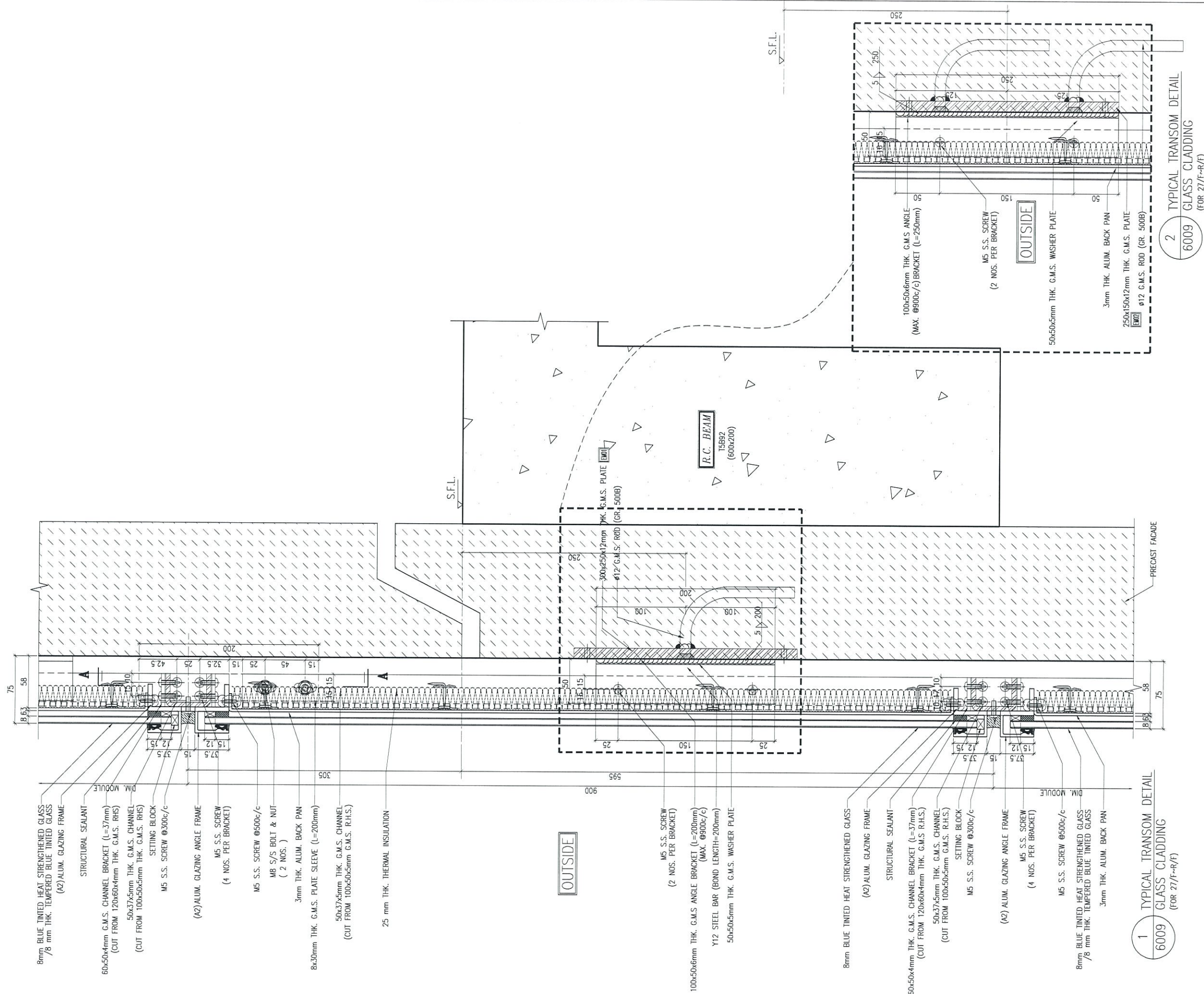
PROJECT :
URA KWUN TONG TOWN CENTRE
REDEVELOPMENT (AREA 2 & 3) AT
NKIL 6514, KWUN TONG, KWLOON

TITLE :
TYPICAL TRANSOM DETAIL
FOR GLASS CLADDING

DATE : 4-Sep-18 SCALE : 1:2 (A1)

DRAWN BY : ASING CHECKED BY : -

美特鋁質有限公司
MIDI ALUMINIUM FABRICATOR LTD.
Units 6-8, Sunray Industrial Centre, 1/F
610 Cha Kwo Ling Road, Kowloon
Tel: 23489211-4 Fax: (852) 27727666
DWG NO. : JB37-GC-6008 REV. : A



B.D. REF :

CLIENT :
 信和置業有限公司
 Sino Land Company Limited

ARCHITECT :
 WONG TUNG & PARTNERS LIMITED
 ARCHITECTS & PLANNERS

MAIN CONTRACTOR :
 CR Construction Company Limited

STRUCTURAL ENGINEER :
 AECOM

FACADE CONSULTANT:
 AECOM

NOTE :
 1. ALL DIMENSIONS ARE IN mm.
 2. ALL ELEVATIONS ARE VIEWED FROM OUTSIDE.
 3. ALL DIMENSIONS TO BE VERIFIED ON SITE BEFORE FABRICATION.

LEGEND :
 X1 --- DETAIL MARK NO.
 X001 --- REFER SHEET NO.

1. F.F.L. --- FINISHED FLOOR LEVEL
 2. S.F.L. --- STRUCTURAL FLOOR LEVEL
 3. (R) --- REVERSED DETAIL

A	12/6/2019	GENERAL REVISED	
NO.	DATE	REVISED	BY

JOB NO. : J-837

PROJECT :
 URA KWUN TONG TOWN CENTRE
 REDEVELOPMENT (AREA 2 & 3) AT
 NKIL 6514, KWUN TONG, KWLOON

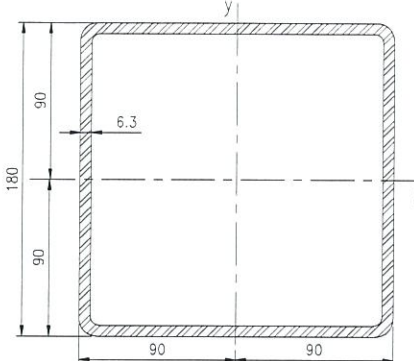
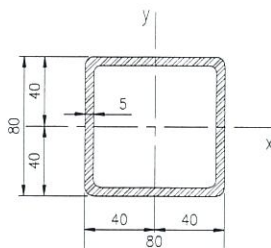
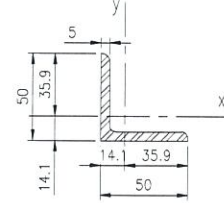
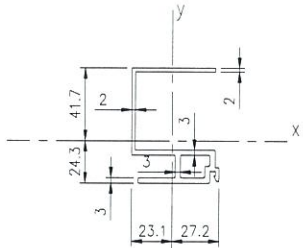
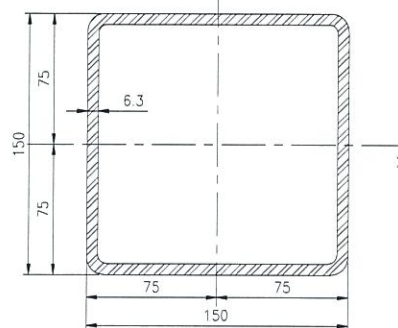
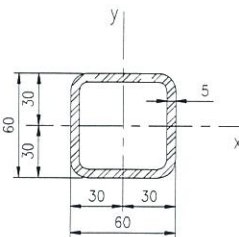
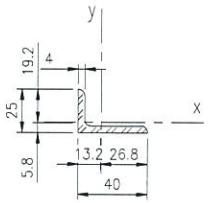
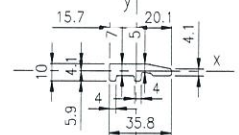
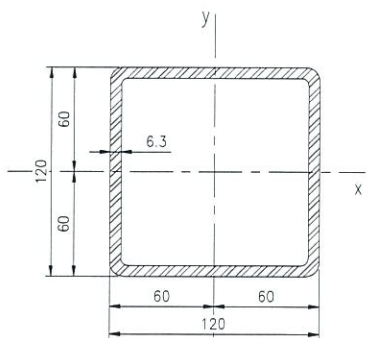
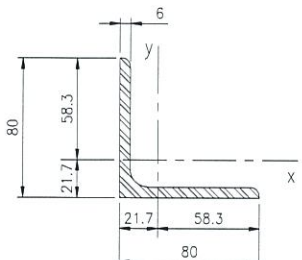
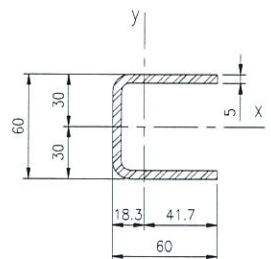
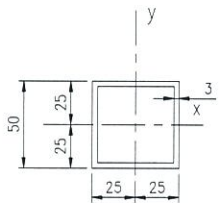
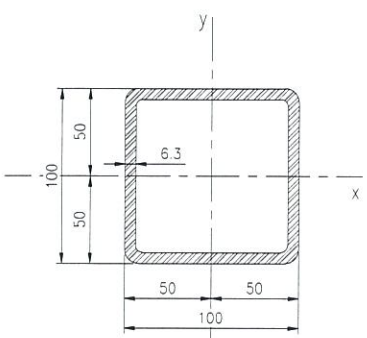
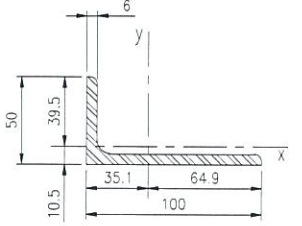
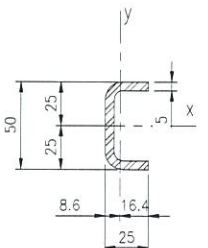
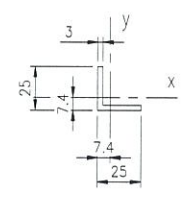
TITLE :
 TYPICAL TRANSOM DETAIL
 FOR GLASS CLADDING

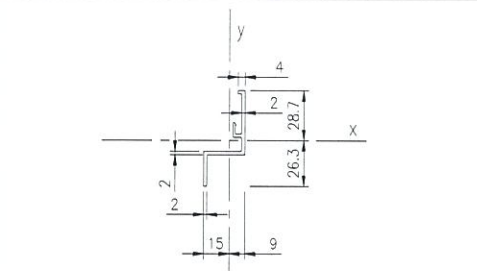
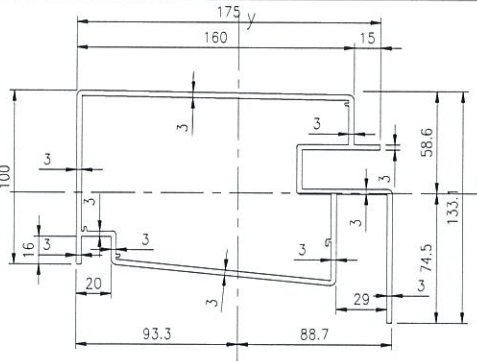
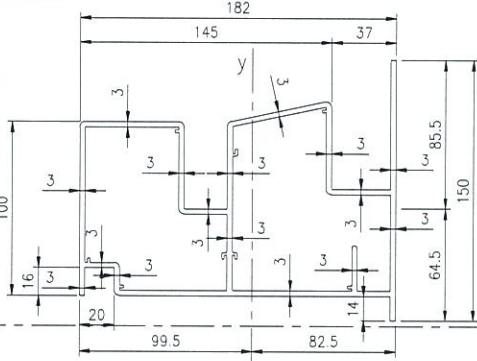
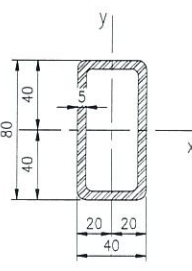
DATE : 4-Sep-18 SCALE : 1:2 (A1)

DRAWN BY : ASING CHECKED BY : -

美特鋁質有限公司
 MIDI ALUMINIUM FABRICATOR LTD.
 Units 6-8, Sunray Industrial Centre, 1/F
 610 Cha Kwo Ling Road, Kowloon
 Tel:23489211-4 Fax:(852)2727666

DWG NO. : J837-GC-6009 REV. : A


			
			
			
			

	<p>MEMBER NUMBER: A5 GRADE: 6063-T6 FINISH CODE: - AREA (mm²): 175.7 WEIGHT (kg/m): 0.476 EXT. PER. (mm): 182.9 DESCRIPTION: ALUMINIUM EXTRUSION MOMENTS OF INERTIA-X (mm⁴): 33743.4 MOMENTS OF INERTIA-Y (mm⁴): 14726.0</p>
	<p>MEMBER NUMBER: A6 GRADE: 6063-T6 FINISH CODE: - AREA (mm²): 2094.9 WEIGHT (kg/m): 5.739 EXT. PER. (mm): 1401.6 DESCRIPTION: ALUMINIUM EXTRUSION MOMENTS OF INERTIA-X (mm⁴): 3336476.3 MOMENTS OF INERTIA-Y (mm⁴): 8531723.2</p>
	<p>MEMBER NUMBER: A7 GRADE: 6063-T6 FINISH CODE: - AREA (mm²): 2545.0 WEIGHT (kg/m): 6.973 EXT. PER. (mm): 1708.2 DESCRIPTION: ALUMINIUM EXTRUSION MOMENTS OF INERTIA-X (mm⁴): 3982047.2 MOMENTS OF INERTIA-Y (mm⁴): 9822642.4</p>
	<p>MEMBER NUMBER: S13 GRADE: S275JO FINISH CODE: - AREA (mm²): 1092.3 WEIGHT (kg/m): 3.277 EXT. PER. (mm): 424.5 DESCRIPTION: 80x40x5 THK. G.M.S. SHS. MOMENTS OF INERTIA-X (mm⁴): 832686.6 MOMENTS OF INERTIA-Y (mm⁴): 264236.5</p>

B.D. REF :

CLIENT :
 信和置業有限公司
 Sino Land Company Limited

ARCHITECT :
 WONG TUNG & PARTNERS LIMITED
 ARCHITECTS & PLANNERS

MAIN CONTRACTOR :
 CR Construction Company Limited

STRUCTURAL ENGINEER :
 AECOM

FACADE CONSULTANT:
 AECOM

NOTE :
 1. ALL DIMENSIONS ARE IN mm.
 2. ALL ELEVATIONS ARE VIEWED FROM OUTSIDE.
 3. ALL DIMENSIONS TO BE VERIFIED ON SITE BEFORE FABRICATION.

LEGEND :
 X1 -- DETAIL MARK NO.
 X001 -- REFER SHEET NO.
 1. F.F.L. -- FINISHED FLOOR LEVEL
 2. S.F.L. -- STRUCTURAL FLOOR LEVEL
 3. (R) -- REVERSED DETAIL

NO.	DATE	REVISED	BY

JOB NO. : J-837
 PROJECT :
 URA KWUN TONG TOWN CENTRE
 REDEVELOPMENT (AREA 2 & 3) AT
 NKIL 6514, KWUN TONG, KWLOON

TITLE :
 SECTION PROPERTIES OF
 GLASS AND ALUM. CLADDING FOR
 PODIUM CANOPY

DATE : 14-09-2018 SCALE : 1:2 (A1)
 DRAWN BY : ASING CHECKED BY :
 美特鋁質有限公司
 MIDI ALUMINIUM FABRICATOR LTD.
 Units 6-8, Sunray Industrial Centre, 1/F
 610 Cha Kwo Ling Road, Kowloon
 Tel: 23489211-4 Fax: (852) 2727666
 DWG NO. : J837-BD-PC-1102 REV. : B

The works shown on these plans are Type II works (Structural - Glass Cover and Aluminium Cladding on Noise Barrier) in respect of which consent is applied for the purpose of Fast Track consent application under regulation 33 of the Building (Administration) Regulations.

FOR AMENDMENT
FOR BD SUBMISSION