

工程指示 / 要求簡箋(E.I.)

工程指示編號：EI / 9551 / 18

修改版次：A

工程編號：J - 837

工程名稱：觀塘裕民坊

(以此為準)

工程項目：幕牆 後做位位置

收件人：生統 / 炳哥

發件人：Eric Liu

日期：20/08/2018

要求提供 / 確認 事項：

- () 初步鋁料 B.M. () 加工拆圖，然後生產 () 尺寸表
- () 正式鋁料 B.M. () 技術上資料 / 指示 () 報價
- () 配件 B.M. () 樣辦或貨品說明書 () 分判合約
- () 其他：_____

內容：

附上幕牆後做位位置，請留意

A 版增加工人位位置

謝謝！

請在 2018/07/28 前完成上列要求。

8 22

附：5 頁

以上項目為：

- 原合約工程包 原合約工程加 / 減賬 新工程報價

原因：-

分發東莞各部門：

- () 生產技術總監 連附件 (/) 技術部 連附件 () 生產部 連附件 () 機械設計部 連附件
 - () 採購部 連附件 (/) 生產統籌部 連附件
 - () 質檢部 連附件 () 會計部 連附件 () 報關組 連附件 () 其他 楊榮輝 連附件
- 分發其他分判：

分發香港各部門：

- () 行政部 連附件 () 會計部 連附件 () 統籌部 連附件 (/) 工程部地盤科文 連附件 炳哥
- () 採購部 連附件 () QS 部 連附件 () 維修部 連附件 () 其他 _____ 連附件

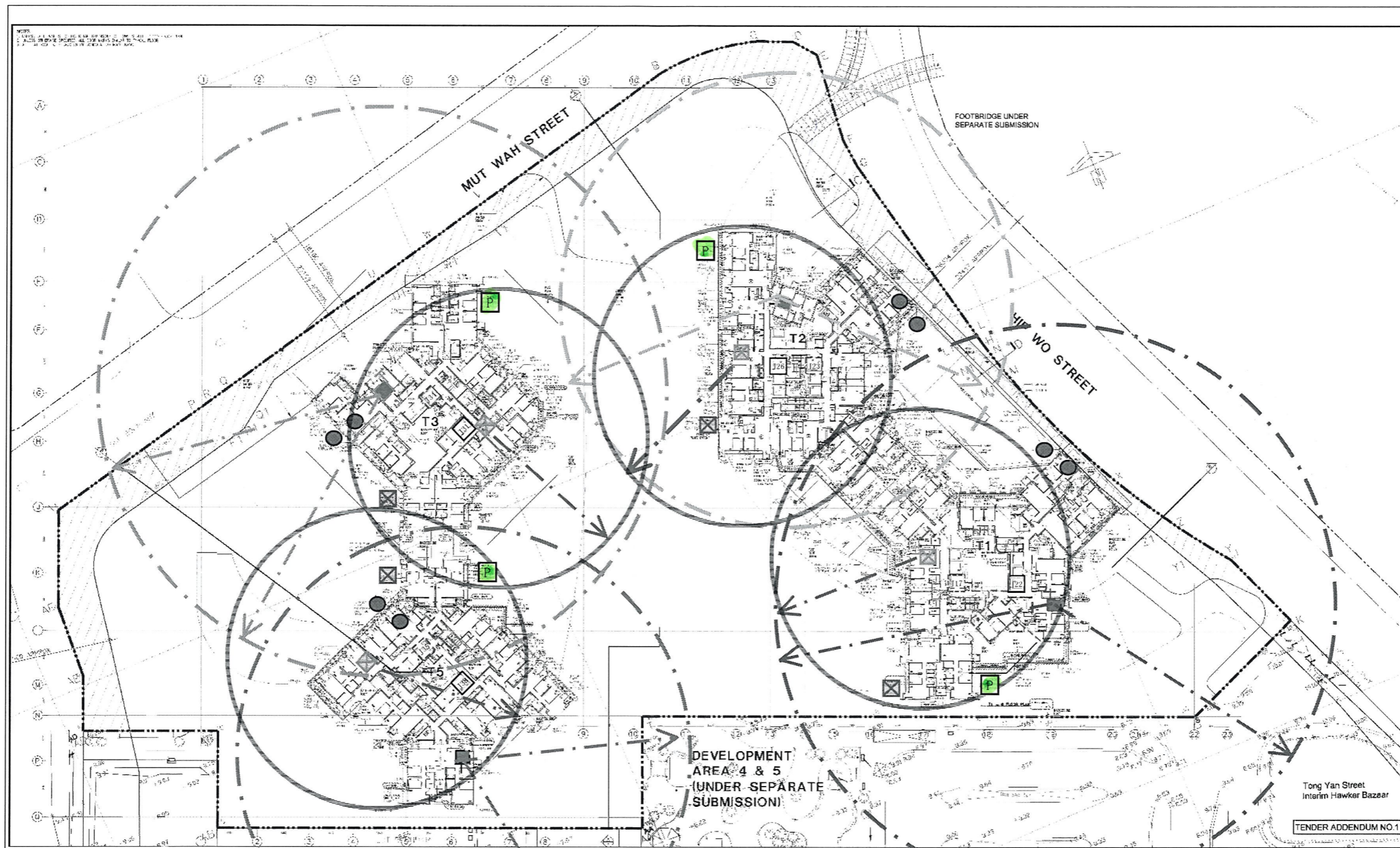
傳遞編號：

HK 1273 /18

發件人簽署：
Eric Liu

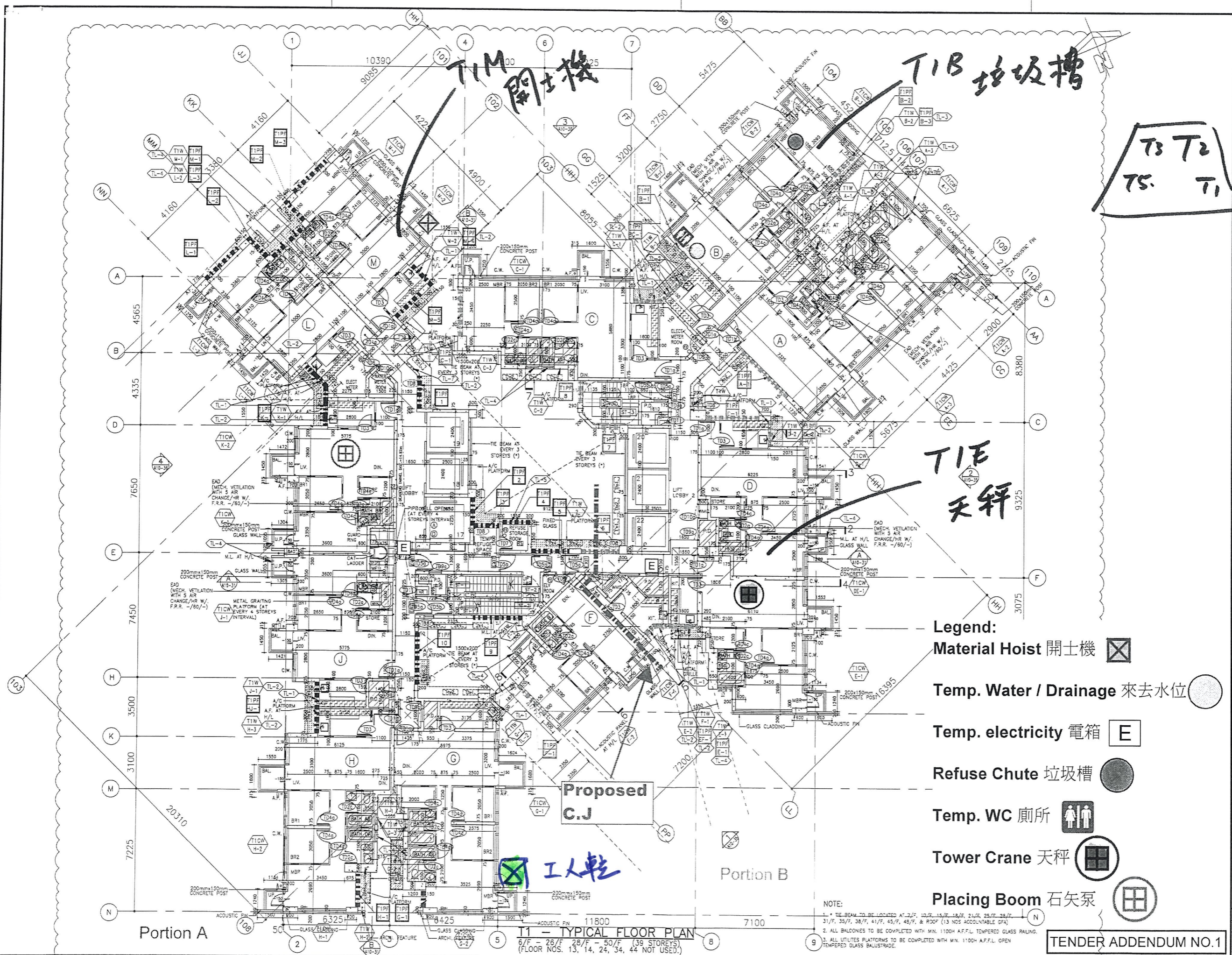
項目經理簽署：
Eric Liu

629581A + 工人轉位置



LEGEND Material Hoist Jumped Lift (to Basement) Refuse Collection Chamber Concrete Pump 45M Jib Tower Crane for T2 45M Jib Tower Crane for T5 55M Jib Tower Crane for T1 55M Jib Tower Crane for T3 45M Jib Tower Crane for Podium Passenger Hoist Jumped Lift (to G/F) Refuse Chute Area for Site Office of MC / NSC Cargo Lift Storage Yard Pedestrian Access Bending Yard Cantry Electrical Distribution Box Carriageway Gateway for Personnel Water Treatment Plant Facade Yard Security Guard Generator 29M Placing Boom Foul Water Collector									
Major Construction Works Involved: -Precast Façade -Aluminum Formwork -External Wall Finished -Curtain Wall / Glass Cladding -Glass Balustrade					Reference: T_A120_12 Rev 0 Stage 1 Construction: Superstructure (6/F to TR/F)		DRAWING NO. DATE: 30 May 2018 PREPARED BY: K.H. Kam CHECKED BY: K.H. Kam AFFECTED BY: Park's Cheung DRAWING TITLE Overall Site Layout Plan at L6 / Transfer Platler		

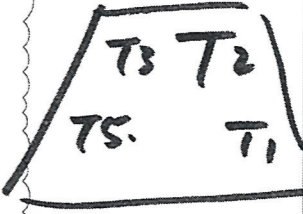
Project Title: Proposed Residential Development At N. K. I. L6514 Kwun Tong Town Centre (Development Area 2 & 3)



B.D. REFERENCE NUMBER:

NOTES
DO NOT SCALE DRAWING, FIGURED DIMENSIONS ARE TO BE FOLLOWED.
READ THIS DRAWING IN CONNECTION WITH GENERAL ARCHITECTURAL PLANS, STRUCTURAL PLANS, AND OTHER RELATED DRAWINGS. THE ARCHITECT SHALL BE NOTIFIED IMMEDIATELY OF ANY DISCREPANCY FOUND THEREIN.
COPYRIGHT OF THIS DRAWING RESERVED BY ARCHITECT.

- LEGEND:
- TOWER NUMBER
 - DOOR MARK
 - OUTDOOR A/C UNIT
 - SUNKEN SLAB 400mm DEPTH FROM S.F.L.
 - PRECAST FACADE (P.F.)
 - BLOCK WALL
 - CURTAIN WALL (C.W.)
 - CURB BY TOWER MAIN CONTRACTOR
 - BATH ROOM
 - STORE MARK
 - ROOM MARK
 - LOBBY MARK



T1E
天秤

- Legend:
- Material Hoist 開土機
 - Temp. Water / Drainage 來去水位
 - Temp. electricity 電箱
 - Refuse Chute 垃圾槽
 - Temp. WC 廁所
 - Tower Crane 天秤
 - Placing Boom 石矢泵

04	2/4	TENDER ADDENDUM NO.1
03	2/2	TENDER
02	1/2	PRE-TENDER
01	2/12	PRE-TENDER
01	2/18	PRE-TENDER



WONG TUNG & PARTNERS LIMITED
ARCHITECTS & PLANNERS
18th Floor, Cityplace 3, Tai Koo Shing, Hong Kong
T 852-2803 9828 F 852-2818 1728 www.wongtung.com

PROJECT:
URA KWUN TONG TOWN
CENTRE REDEVELOPMENT
(AREA 2 & 3) AT
NKIL 6514,
KWUN TONG, KOWLOON

TITLE:
T1
TYPICAL FLOOR PLAN

DATE:	12/2016	SCALE:	1:100
DRAWN:	(HPC)	CHECKED:	(ELC)
DESIGNED:	(HPC)	REVIEWED:	(HPC)
JOB NO:	31690	DRAWING NO:	T/A120/12
REV. NO.:		REV. BY:	(04)

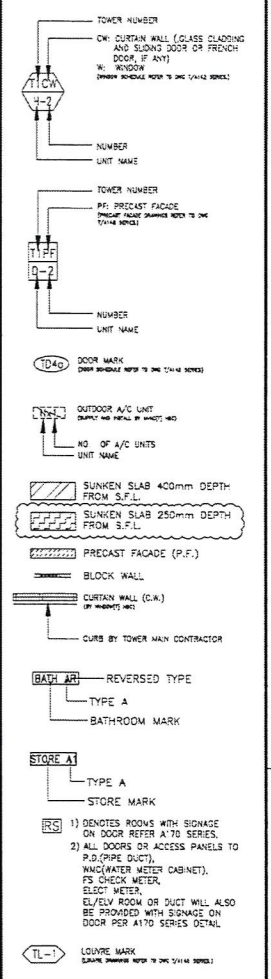
T1 - TYPICAL FLOOR PLAN
6/F - 28/F 28/F - 50/F (39 STOREYS)
(FLOOR NOS. 13, 14, 24, 34, 44 NOT USED)

TENDER ADDENDUM NO.1


B.D. REFERENCE NUMBER:

NOTES
DO NOT SCALE DRAWING, FIGURED DIMENSIONS ARE TO BE FOLLOWED.
READ THIS DRAWING IN CONNECTION WITH GENERAL ARCHITECTURAL PLANS, STRUCTURAL PLANS, AND OTHER RELATED DRAWINGS. THE ARCHITECT SHALL BE NOTIFIED IMMEDIATELY OF ANY DISCREPANCY FOUND THEREIN. COPYRIGHT OF THIS DRAWING RESERVED BY ARCHITECT.

LEGEND :



NO.	DATE	REVISIONS
03	21/7	TENDER
02	22/2	PRE-TENDER
01	23/2	PRE-TENDER



WONG TUNG & PARTNERS LIMITED
ARCHITECTS & PLANNERS
18th Floor, Cityplaza 3, Taikoo Shing, Hong Kong
T 852-2893 9988 F 852-2513 1728 www.wongtung.com

PROJECT:
URA KWUN TONG TOWN
CENTRE REDEVELOPMENT
(AREA 2 & 3) AT
NKIL 6514,
KWUN TONG, KOWLOON

TITLE:
T3
TYPICAL FLOOR PLAN

DATE	SCALE
12/2016	1:100
DATE	SCALE
31690	T/A120/19

Legend:

Material Hoist 開士機

Temp. Water / Drainage 來去水位

Temp. electricity 電箱

Refuse Chute 垃圾槽

Temp. WC 廁所

Tower Crane 天秤

Placing Boom 石矢泵

T3G 天秤

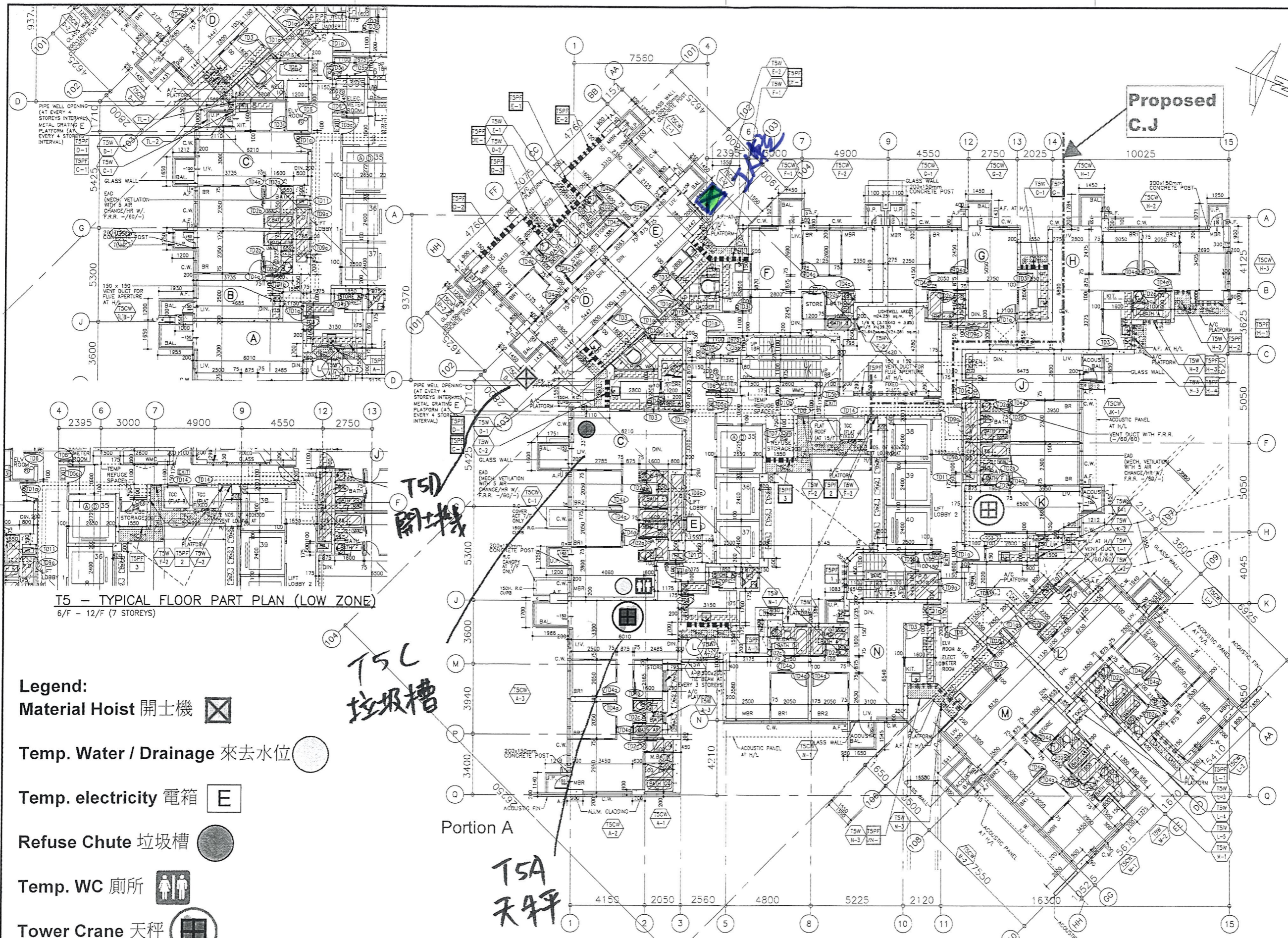
垃圾槽 T3F

開士機 T3M

T3 - TYPICAL FLOOR PLAN
6/F - 26/F 28/F - 52/F (41 STOREYS)
(FLOOR NOS. 13, 14, 24, 34, 44 NOT USED.)

NOTE:

- THE BEAM TO BE LOCATED AT 7/F, 10/F, 15/F, 18/F, 21/F, 25/F, 28/F, 31/F, 35/F, 38/F, 41/F, 45/F, 48/F, 51/F & ROOF (14 NOS ACCOUNTABLE OFA)
- ALL BALCONIES TO BE COMPLETED WITH MIN. 1100H A.F.F.L. TEMPERED GLASS RAILING
- ALL UTILITY PLATFORMS TO BE COMPLETED WITH MIN. 1100H A.F.F.L. OPEN TEMPERED GLASS BALUSTRADE



T5 - TYPICAL FLOOR PART PLAN (LOW ZONE)
6/F - 12/F (7 STOREYS)

T5 - TYPICAL FLOOR PLAN (HIGH ZONE)
15/F - 26/F 28/F - 50/F (32 STOREYS)
(FLOOR NOS. 13, 14, 24, 34, 44 NOT USED.)

- Legend:**
- Material Hoist 開土機
 - Temp. Water / Drainage 來去水位
 - Temp. electricity 電箱
 - Refuse Chute 垃圾槽
 - Temp. WC 廁所
 - Tower Crane 天秤
 - Placing Boom 石矢泵

NOTE:
1. * THE BEAM TO BE LOCATED AT 7/F, 10/F, 15/F, 18/F, 21/F, 25/F, 28/F, 31/F, 35/F, 38/F, 41/F, 45/F, 48/F (13 NOS. ACCOUNTABLE G/F).
2. ALL BALCONIES TO BE COMPLETED WITH MIN. 1100MM A.F.F.L. TEMPERED GLASS RAILING.
3. ALL LITLES PLATFORMS TO BE COMPLETED WITH MIN. 1100MM A.F.F.L. OPEN TEMPERED GLASS BALUSTRADE.

B.D. REFERENCE NUMBER:

NOTES
DO NOT SCALE DRAWING, FIGURED DIMENSIONS ARE TO BE FOLLOWED.
READ THIS DRAWING IN CONNECTION WITH GENERAL ARCHITECTURAL PLANS, STRUCTURAL PLANS, AND OTHER RELATED DRAWINGS. THE ARCHITECT SHALL BE NOTIFIED IMMEDIATELY OF ANY DISCREPANCY FOUND THEREIN.
COPYRIGHT OF THIS DRAWING RESERVED BY ARCHITECT.

LEGEND:

- TOWER NUMBER
- CW CURTAIN WALL (GLASS CLADDING AND SLOTTED DOOR OR FRENCH DOOR, IF ANY)
- W WOODWORK (SEE FINISH SCHEDULE REFER TO THE OTHER DRAWING)
- NUMBER UNIT NAME (L3, LOW ZONE)
- TOWER NUMBER
- RF PRECAST FACADE (SEE FINISH SCHEDULE REFER TO THE OTHER DRAWING)
- NUMBER UNIT NAME
- DOOR MARK (SEE FINISH SCHEDULE REFER TO THE OTHER DRAWING)
- OUTDOOR A/C UNIT (SEE FINISH SCHEDULE REFER TO THE OTHER DRAWING)
- NO. OF A/C UNITS FROM S.F.L.
- SUNKEN SLAB 400mm DEPTH FROM S.F.L.
- SUNKEN SLAB 250mm DEPTH FROM S.F.L.
- PRECAST FACADE (P.F.)
- BLOCK WALL
- CURTAIN WALL (C.W.) (SEE FINISH SCHEDULE)
- CURB BY TOWER MAIN CONTRACTOR
- BATH AH REVERSED TYPE
- TYPE A BATHROOM MARK
- STORE A
- TYPE A STORE MARK
- 1) DENOTES ROOMS WITH SIGNAGE ON DOOR REFER A170 SERIES.
- 2) ALL DOORS OR ACCESS PANELS TO P.S.(PIPE DUCT), W.C.(WATER METER CABINET), F.S.(FIRE CHECK METER, ELECT. METER, ELEVATOR ROOM OR DUCT WILL ALSO BE PROVIDED WITH SIGNAGE ON DOOR PER A170 SERIES DETAIL.
- LOBBY MARK (SEE FINISH SCHEDULE REFER TO THE OTHER DRAWING)

NO.	DATE	REVISIONS	BY	CHECKED	DATE
04	21/2	TENDER			
03	20/2	PAC-TENDER			
02	20/1	PAC-TENDER			
01	18/1	PAC-TENDER			

WT
T5

WONG TUNG & PARTNERS LIMITED
ARCHITECTS & PLANNERS
18th Floor, Cityplaza 3, Tai Koo Shing, Hong Kong
T 852-2803 8888 F 852-2513 1228 www.wongtung.com

PROJECT:
URA KWUN TONG TOWN CENTRE REDEVELOPMENT (AREA 2 & 3) AT NKIL 6514, KWUN TONG, KOWLOON

TITLE:
T5
TYPICAL FLOOR PLAN

DATE	SCALE
12/2016	1:100

DRAWN	CHECKED	DESIGNED	REVIEWED
(SFC)	(SFC)	(SFC)	(SFC)

JOB NO. DRAWING NO. REV. NO.
31690 T/A120/22 (05)

TENDER ADDENDUM NO.1