美 特 鋁 質 有 限 公 司
MIDI ALUMINIUM FABRICATOR LTD.

工程指示 / 要求簡箋(E.I.)

工程指示編號：**EI /0282 / 19** 修改版次：**-**

工程編號 ：**J - 837** 工程名稱 ：觀塘裕民坊

工程項目 ：幕牆 大圖(第 4 份完整版)

收件人 ：生統/永林 發件人 ： **Eric Liu** 日 期 ：**05/03/2019**

☐要求提供 / ☐確認 事項 ：

( ) 初步鋁料 B.M. ( ) 加工拆圖，然後生產 ( ) 尺寸表

( ) 正式鋁料 B.M. ( ) 技術上資料 / 指示 ( ) 報價

( ) 配件 B.M. ( ) 樣辦或貨品說明書 ( ) 分判合約

( ) 其他 ：_____

內容 ：

因 EI9536 已到 J 版，無法登記，現以此 EI 0282 為準

提供第 4 份整合版大圖，請按此修改拆圖

永林: 請盡快修改鋁料拆圖及覆核其他事項

謝謝！

請在 **2019/ 03 / 15** 前完成上列要求。

附： **1 份大圖+CAD**

以上項目為:

☐ 原合約工程包 ☐ 原合約工程加 / 減賬 ☐ 新工程報價

原因 ：-

分發東莞各部門 ：

( )生產技術總監☐連附件 (✓)技術部 ☐連附件 永林 ( )生產部 ☐連附件 ( )機械設計部☐連附件

( )採購部 ☐連附件 (✓)生產統籌部☐連附件 梅

( )質檢部 ☐連附件 ( )會計部 ☐連附件 ( )報關組 ☐連附件 ( )其他 楊榮輝 ☐連附件

分發其他分判：

( ) 王禮秋 ☐連附件

分發香港各部門 ：

( )行政部☐連附件 ( )會計部☐連附件 ( )統籌部☐連附件 ( )工程部地盤科文 ☐連附件

( )採購部☐連附件 ( )QS 部 ☐連附件 ( )維修部☐連附件 ( )其他 _____☐連附件

傳遞編號： **HK0544/19** 發件人簽署： 項目經理簽署：

PROJECT :

URA KWUN TONG TOWN CENTRE
REDEVELOPMENT (AREA 2 & 3) AT NKIL 6514, KWUN TONG, KWLOON

Mc/38820/837

4

TITLE : CURTAIN WALL AT TOWER
SHOPDRAWING SUBMISSION

DATE: 26 - Feb- 2019

美特鋁質有限公司
MIDI ALUMINIUM FABRICATOR LTD.
Units 6-8, Sunray Industrial Centre, 1/F
610 Cha Kwo Ling Road, Kowloon
Tel:23489211-4 Fax:(852)27727666

DWG NO. : J837-CW-CP01 | REV. : D

DRAWING SUBMISSION REGISTER

PROJECT :
URA KWUN TONG TOWN CENTRE
REDEVELOPMENT (AREA 2 & 3) AT
NKIL 6514, KWUN TONG, KWLOON

TITLE :
SHOPDRAWING FOR
CURTAIN WALL AT TOWER

DRAWING TITLE	DWG. NO.	DATE OF ISSUE / REVISIONS	SUBMISSION STATE (FOR B.D / A.S.D)			SUBMISSION STATE (FOR CLIENT / CONSULTANT)			SUBMISSION STATE (FOR ARCHITECT)			FABRICATION / CONSTRUCTION STATE					
			COMMENT DATE	REV.	STATE	COMMENT DATE	REV.	STATE	COMMENT DATE	REV.	STATE	ISSUE TO CHINA OFFICE REV.	ISSUE TO CHINA OFFICE DATE	ISSUE TO SITE REV.	ISSUE TO SITE DATE	ISSUE TO SUB-CONTRACTOR REV.	ISSUE TO SUB-CONTRACTOR DATE
ISSUE		01 02 03 04 05	AP - APPROVED			AP - APPROVED			AP - APPROVED								
DAY		23 10 24 22 28	AC - APPROVED SUB. TO CONDITION			AC - APPROVED SUB. TO CONDITION			AC - APPROVED SUB. TO CONDITION								
MONTH		07 09 11 12 01	NA - NOT APPROVED			NA - NOT APPROVED			NA - NOT APPROVED								
YEAR		18 18 18 18 19															
COVERPAGE	J837-CW-CP01	- A B C D															
DRAWING SUBMISSION REGISTER	J837-CW-DR01	- A B C D															
DRAWING SUBMISSION REGISTER	J837-CW-DR02	- A B C D															
DRAWING SUBMISSION REGISTER	J837-CW-DR03	- A B C D															
DRAWING SUBMISSION REGISTER	J837-CW-DR04	- A B C D															
DRAWING SUBMISSION REGISTER	J837-CW-DR05	-															
GENERAL NOTES OF CURTAIN WALL AT TOWER	J837-CW-GN01	- A B C C															
SECTION PROPERTIES OF CURTAIN WALL AT TOWER	J837-CW-ML01	- A B B B															
SECTION PROPERTIES OF CURTAIN WALL AT TOWER	J837-CW-ML02	- A B C C															
SECTION PROPERTIES OF CURTAIN WALL AT TOWER	J837-CW-ML03	- A B C C															
SECTION PROPERTIES OF CURTAIN WALL AT TOWER	J837-CW-ML04	- A B C C															
SECTION PROPERTIES OF CURTAIN WALL AT TOWER	J837-CW-ML05	- A B C															
SECTION PROPERTIES OF CURTAIN WALL AT TOWER	J837-CW-ML06	-															
SECTION PROPERTIES OF CURTAIN WALL AT TOWER	J837-CW-ML07	-															
6TH FLOOR EMBED LAYOUT PLAN AT TOWER 1	J837-CW-1101	- C F H J															
TYPICAL FLOOR EMBED LAYOUT PLAN AT TOWER 1	J837-CW-1102	- C E G I															
27TH FLOOR EMBED LAYOUT PLAN AT TOWER 1	J837-CW-1103	- B D F H															
28TH FLOOR EMBED LAYOUT PLAN AT TOWER 1	J837-CW-1104	A C E G															
50TH FLOOR EMBED LAYOUT PLAN AT TOWER 1	J837-CW-1105	A C E H															
ROOF FLOOR EMBED LAYOUT PLAN AT TOWER 1	J837-CW-1106	A B D G															
6TH FLOOR EMBED LAYOUT PLAN AT TOWER 2	J837-CW-1201	- D G G I															
TYPICAL FLOOR EMBED LAYOUT PLAN AT TOWER 2	J837-CW-1202	- D G G I															
27TH FLOOR EMBED LAYOUT PLAN AT TOWER 2	J837-CW-1203	- A D D F															
28TH FLOOR EMBED LAYOUT PLAN AT TOWER 2	J837-CW-1204	- C C E															
55TH FLOOR EMBED LAYOUT PLAN AT TOWER 2	J837-CW-1205	- C D F															
ROOF FLOOR EMBED LAYOUT PLAN AT TOWER 2	J837-CW-1206	- B C E															
6TH FLOOR EMBED LAYOUT PLAN AT TOWER 2	J837-CW-1301	- D G G H															
TYPICAL FLOOR EMBED LAYOUT PLAN AT TOWER 3	J837-CW-1302	- D G G H															
27TH FLOOR EMBED LAYOUT PLAN AT TOWER 3	J837-CW-1303	- B E E G															
28TH FLOOR EMBED LAYOUT PLAN AT TOWER 3	J837-CW-1304	A C C D															
52ND FLOOR EMBED LAYOUT PLAN AT TOWER 3	J837-CW-1305	- B C D															
ROOF FLOOR EMBED LAYOUT PLAN AT TOWER 3	J837-CW-1306	- A B B															
6TH FLOOR EMBED LAYOUT PLAN AT TOWER 5	J837-CW-1501	- D H I K															
TYPICAL FLOOR EMBED LAYOUT PLAN (7F~26F) AT TOWER 5	J837-CW-1502	- D G H J															
22TH FLOOR EMBED LAYOUT PLAN AT TOWER 5	J837-CW-1503	- B E F H															
TYPICAL FLOOR EMBED LAYOUT PLAN (22F~26F,28F~50F) AT TOWER 5	J837-CW-1504	A D E F															
27TH FLOOR EMBED LAYOUT PLAN AT TOWER 5	J837-CW-1505	A D E G															
28TH FLOOR EMBED LAYOUT PLAN AT TOWER 5	J837-CW-1506	A D E G															
51ST FLOOR EMBED LAYOUT PLAN AT TOWER 5	J837-CW-1507	A D E G															
ROOF FLOOR EMBED LAYOUT PLAN AT TOWER 5	J837-CW-1508	- - A A															
CAST IN CHANNEL & EMBED TYPICAL DETAILS OF CURTAIN WALL	J837-CW-ED01	- A A A A															
CAST IN CHANNEL & EMBED TYPICAL DETAILS OF CURTAIN WALL	J837-CW-ED02	- A A A A															
CAST IN CHANNEL & EMBED TYPICAL DETAILS OF CURTAIN WALL	J837-CW-ED03	- A B B B															
CAST IN CHANNEL & EMBED TYPICAL DETAILS OF CURTAIN WALL	J837-CW-ED04	- - A A B															
TOTAL PAGES : (INCLUDING COVERPAGE AND DRAWING SUBMISSION REGISTER)		44															

IN-HOUSE DESIGN CHECKER

美特鋁質有限公司
MIDI ALUMINIUM FABRICATOR LTD.
Units 6-8, Sunray Industrial Centre, 1/F
610 Cha Kwo Ling Road, Kowloon
Tel:23489211-4 Fax:(852)27727666

DWG NO. : J837-CW-DR01 | REV. : D

DRAWING SUBMISSION REGISTER

PROJECT :
URA KWUN TONG TOWN CENTRE
REDEVELOPMENT (AREA 2 & 3) AT
NKIL 6514, KWUN TONG, KWLOON

TITLE :
SHOPDRAWING FOR
CURTAIN WALL AT TOWER

DRAWING TITLE	DWG. NO.	REVISIONS										DATE OF ISSUE						SUBMISSION STATE (FOR B.D / A.S.D)			SUBMISSION STATE (FOR CLIENT / CONSULTANT)			SUBMISSION STATE (FOR ARCHITECT)			FABRICATION / CONSTRUCTION STATE					
												ISSUE	01	02	03	04	05	AP - APPROVED AC - APPROVED SUB. TO CONDITION NA - NOT APPROVED			AP - APPROVED AC - APPROVED SUB. TO CONDITION NA - NOT APPROVED			AP - APPROVED AC - APPROVED SUB. TO CONDITION NA - NOT APPROVED			ISSUE TO CHINA OFFICE		ISSUE TO SITE		ISSUE TO SUB-CONTRACTOR	
												DAY	23	10	24	22	28														
												MONTH	07	09	11	12	01														
												YEAR	18	18	18	18	19														
																		COMMENT DATE	REV.	STATE	COMMENT DATE	REV.	STATE	COMMENT DATE	REV.	STATE	REV.	DATE	REV.	DATE	REV.	DATE
CAST IN CHANNEL & EMBED TYPICAL DETAILS OF CURTAIN WALL	J837-CW-ED05	–	A	B	C	D																									
CAST IN CHANNEL & EMBED TYPICAL DETAILS OF CURTAIN WALL	J837-CW-ED06		–	A	B	C																									
CAST IN CHANNEL & EMBED TYPICAL DETAILS OF CURTAIN WALL	J837-CW-ED07		–	A	B	B																									
CAST IN CHANNEL & EMBED TYPICAL DETAILS OF CURTAIN WALL	J837-CW-ED08		–	A	A	A																									
CAST IN CHANNEL & EMBED TYPICAL DETAILS OF CURTAIN WALL	J837-CW-ED09		–	A	A	A																									
CAST IN CHANNEL & EMBED TYPICAL DETAILS OF CURTAIN WALL	J837-CW-ED10		–	A	A	A																									
CAST IN CHANNEL & EMBED TYPICAL DETAILS OF CURTAIN WALL	J837-CW-ED11		A	A	A	A																									
CAST IN CHANNEL & EMBED TYPICAL DETAILS OF CURTAIN WALL	J837-CW-ED12		–	–	A	A																									
CAST IN CHANNEL & EMBED TYPICAL DETAILS OF CURTAIN WALL	J837-CW-ED13					–																									
CAST IN CHANNEL & EMBED TYPICAL DETAILS OF CURTAIN WALL	J837-CW-ED14					–																									
CAST IN CHANNEL & EMBED TYPICAL DETAILS OF CURTAIN WALL	J837-CW-ED15					–																									
CAST IN CHANNEL & EMBED TYPICAL DETAILS OF CURTAIN WALL	J837-CW-ED16					–																									
PART ELEVATION OF CURTAIN WALL AT TOWER 1	J837-CW-2101	–	A	B	C	E																									
PART ELEVATION OF CURTAIN WALL AT TOWER 1	J837-CW-2102	–	A	B	C	E																									
PART ELEVATION OF CURTAIN WALL AT TOWER 1	J837-CW-2103	–	A	B	C	E																									
PART ELEVATION OF CURTAIN WALL AT TOWER 1	J837-CW-2104	–	A	B	C	E																									
PART ELEVATION OF CURTAIN WALL AT TOWER 1	J837-CW-2105	–	A	B	C	E																									
PART ELEVATION OF CURTAIN WALL AT TOWER 1	J837-CW-2106	–	A	B	C	E																									
PART ELEVATION OF CURTAIN WALL AT TOWER 1	J837-CW-2107	–	A	B	C	E																									
PART ELEVATION OF CURTAIN WALL AT TOWER 1	J837-CW-2108	–	A	B	B	E																									
PART ELEVATION OF CURTAIN WALL AT TOWER 1	J837-CW-2109	–	A	B	C	E																									
PART ELEVATION OF CURTAIN WALL AT TOWER 1	J837-CW-2110	–	A	B	C	E																									
PART ELEVATION OF CURTAIN WALL AT TOWER 1	J837-CW-2111	–	A	B	C	E																									
PART ELEVATION OF CURTAIN WALL AT TOWER 1	J837-CW-2112	–	A	B	C	E																									
PART ELEVATION OF CURTAIN WALL AT TOWER 1	J837-CW-2113	–	A	B	C	E																									
PART ELEVATION OF CURTAIN WALL AT TOWER 1	J837-CW-2114					–																									
PART ELEVATION OF CURTAIN WALL AT TOWER 2	J837-CW-2201	–	A	B	C	E																									
PART ELEVATION OF CURTAIN WALL AT TOWER 2	J837-CW-2202	–	A	B	C	E																									
PART ELEVATION OF CURTAIN WALL AT TOWER 2	J837-CW-2203	–	A	B	C	E																									
PART ELEVATION OF CURTAIN WALL AT TOWER 2	J837-CW-2204	–	A	B	C	E																									
PART ELEVATION OF CURTAIN WALL AT TOWER 2	J837-CW-2205	–	A	B	C	E																									
PART ELEVATION OF CURTAIN WALL AT TOWER 2	J837-CW-2206	–	A	B	C	E																									
PART ELEVATION OF CURTAIN WALL AT TOWER 2	J837-CW-2207	–	A	B	C	E																									
PART ELEVATION OF CURTAIN WALL AT TOWER 2	J837-CW-2208	–	A	B	C	E																									
PART ELEVATION OF CURTAIN WALL AT TOWER 2	J837-CW-2209	–	A	B	C	E																									
PART ELEVATION OF CURTAIN WALL AT TOWER 2	J837-CW-2210	–	A	B	C	E																									
PART ELEVATION OF CURTAIN WALL AT TOWER 2	J837-CW-2211	–	A	B	C	E																									
PART ELEVATION OF CURTAIN WALL AT TOWER 2	J837-CW-2212	–	A	B	C	E																									
PART ELEVATION OF CURTAIN WALL AT TOWER 2	J837-CW-2213	–	A	B	C	E																									
PART ELEVATION OF CURTAIN WALL AT TOWER 2	J837-CW-2214					–																									
PART ELEVATION OF CURTAIN WALL AT TOWER 3	J837-CW-2301	–	A	B	C	E																									
PART ELEVATION OF CURTAIN WALL AT TOWER 3	J837-CW-2302	–	A	B	C	E																									
PART ELEVATION OF CURTAIN WALL AT TOWER 3	J837-CW-2303	–	A	B	C	E																									
PART ELEVATION OF CURTAIN WALL AT TOWER 3	J837-CW-2304	–	A	B	C	E																									
TOTAL PAGES : (INCLUDING COVERPAGE AND DRAWING SUBMISSION REGISTER)						44																									

IN-HOUSE DESIGN CHECKER

美特鋁質有限公司
MIDI ALUMINIUM FABRICATOR LTD.
Units 6-8, Sunray Industrial Centre, 1/F
610 Cha Kwo Ling Road, Kowloon
Tel:23489211-4 Fax:(852)27727666

DWG NO. : J837-CW-DR02 | REV. : D

DRAWING SUBMISSION REGISTER

PROJECT :
URA KWUN TONG TOWN CENTRE
REDEVELOPMENT (AREA 2 & 3) AT
NKIL 6514, KWUN TONG, KWLOON

TITLE :
SHOPDRAWING FOR
CURTAIN WALL AT TOWER

DATE OF ISSUE										
ISSUE	01	02	03	04	05					
DAY	23	10	24	22	28					
MONTH	07	09	11	12	01					
YEAR	18	18	18	18	19					

SUBMISSION STATE (FOR B.D / A.S.D)
AP - APPROVED
AC - APPROVED SUB. TO CONDITION
NA - NOT APPROVED

SUBMISSION STATE (FOR CLIENT / CONSULTANT)
AP - APPROVED
AC - APPROVED SUB. TO CONDITION
NA - NOT APPROVED

SUBMISSION STATE (FOR ARCHITECT)
AP - APPROVED
AC - APPROVED SUB. TO CONDITION
NA - NOT APPROVED

FABRICATION / CONSTRUCTION STATE

DRAWING TITLE	DWG. NO.	REVISIONS										SUBMISSION STATE (FOR B.D / A.S.D)			SUBMISSION STATE (FOR CLIENT / CONSULTANT)			SUBMISSION STATE (FOR ARCHITECT)			FABRICATION / CONSTRUCTION STATE: ISSUE TO CHINA OFFICE		ISSUE TO SITE		ISSUE TO SUB-CONTRACTOR	
												COMMENT DATE	REV.	STATE	COMMENT DATE	REV.	STATE	COMMENT DATE	REV.	STATE	REV.	DATE	REV.	DATE	REV.	DATE
PART ELEVATION OF CURTAIN WALL AT TOWER 3	J837-CW-2305	–	A	B	C	E																				
PART ELEVATION OF CURTAIN WALL AT TOWER 3	J837-CW-2306	–	A	B	C	E																				
PART ELEVATION OF CURTAIN WALL AT TOWER 3	J837-CW-2307	–	A	B	C	E																				
PART ELEVATION OF CURTAIN WALL AT TOWER 3	J837-CW-2308	–	A	B	C	E																				
PART ELEVATION OF CURTAIN WALL AT TOWER 3	J837-CW-2309	–	A	B	C	E																				
PART ELEVATION OF CURTAIN WALL AT TOWER 3	J837-CW-2310	–	A	B	C	E																				
PART ELEVATION OF CURTAIN WALL AT TOWER 3	J837-CW-2311	–	A	B	C	E																				
PART ELEVATION OF CURTAIN WALL AT TOWER 3	J837-CW-2312	–	A	B	C	E																				
PART ELEVATION OF CURTAIN WALL AT TOWER 5	J837-CW-2501	–	A	B	C	E																				
PART ELEVATION OF CURTAIN WALL AT TOWER 5	J837-CW-2502	–	A	B	C	E																				
PART ELEVATION OF CURTAIN WALL AT TOWER 5	J837-CW-2503	–	A	B	C	E																				
PART ELEVATION OF CURTAIN WALL AT TOWER 5	J837-CW-2504	–	A	B	C	E																				
PART ELEVATION OF CURTAIN WALL AT TOWER 5	J837-CW-2505	–	A	B	C	E																				
PART ELEVATION OF CURTAIN WALL AT TOWER 5	J837-CW-2506	–	A	B	C	E																				
PART ELEVATION OF CURTAIN WALL AT TOWER 5	J837-CW-2507	–	A	B	C	E																				
PART ELEVATION OF CURTAIN WALL AT TOWER 5	J837-CW-2508	–	A	B	C	E																				
PART ELEVATION OF CURTAIN WALL AT TOWER 5	J837-CW-2509	–	A	B	C	E																				
PART ELEVATION OF CURTAIN WALL AT TOWER 5	J837-CW-2510	–	A	B	C	E																				
PART ELEVATION OF CURTAIN WALL AT TOWER 5	J837-CW-2511	–	A	B	C	E																				
PART ELEVATION OF CURTAIN WALL AT TOWER 5	J837-CW-2512	–	A	B	C	E																				
PART ELEVATION OF CURTAIN WALL AT TOWER 5	J837-CW-2513				–	–																				
6TH FLOOR FULL LAYOUT PLAN AT TOWER 1	J837-CW-3101	–	A	D	E	G																				
TYPICAL FLOOR FULL LAYOUT PLAN AT TOWER 1	J837-CW-3102	–	A	C	D	F																				
50TH FLOOR FULL LAYOUT PLAN AT TOWER 1	J837-CW-3103		–	B	C	G																				
ROOF FLOOR FULL LAYOUT PLAN AT TOWER 1	J837-CW-3104		–	–	–	B																				
6TH FLOOR FULL LAYOUT PLAN AT TOWER 2	J837-CW-3201	–	A	D	E	F																				
TYPICAL FLOOR FULL LAYOUT PLAN AT TOWER 2	J837-CW-3202	–	A	C	D	E																				
55TH FLOOR FULL LAYOUT PLAN AT TOWER 2	J837-CW-3203		–	A	B	D																				
ROOF FLOOR FULL LAYOUT PLAN AT TOWER 2	J837-CW-3204		–	–	A	B																				
6TH FLOOR FULL LAYOUT PLAN AT TOWER 3	J837-CW-3301	–	A	C	C	D																				
TYPICAL FLOOR FULL LAYOUT PLAN AT TOWER 3	J837-CW-3302	–	A	C	C	C																				
52ND FLOOR FULL LAYOUT PLAN AT TOWER 3	J837-CW-3303		–	B	C	C																				
ROOF FLOOR FULL LAYOUT PLAN AT TOWER 3	J837-CW-3304		–	–	–	–																				
6TH FLOOR FULL LAYOUT PLAN AT TOWER 5	J837-CW-3501	–	A	E	F	G																				
TYPICAL FLOOR FULL LAYOUT PLAN(7F~21F) AT TOWER 5	J837-CW-3502	–	A	D	E	F																				
TYPICAL FLOOR FULL LAYOUT PLAN(22~50F) AT TOWER 5	J837-CW-3503		–	C	D	E																				
51ST FLOOR FULL LAYOUT PLAN AT TOWER 5	J837-CW-3504		–	–	A	A																				
ROOF FLOOR FULL LAYOUT PLAN AT TOWER 5	J837-CW-3505		–	–	A	A																				
TYPICAL MULLION DETAIL FOR CURTAIN WALL AT TOWER	J837-CW-5001	–	A	B	B	B																				
TYPICAL MULLION DETAIL FOR CURTAIN WALL AT TOWER	J837-CW-5002	–	A	B	C	C																				
TYPICAL MULLION DETAIL FOR CURTAIN WALL AT TOWER	J837-CW-5003	–	A	B	B	B																				
TYPICAL MULLION DETAIL FOR CURTAIN WALL AT TOWER	J837-CW-5004	–	A	B	C	E																				
TYPICAL MULLION DETAIL FOR CURTAIN WALL AT TOWER	J837-CW-5005	–	A	B	C	D																				
TYPICAL MULLION DETAIL FOR CURTAIN WALL AT TOWER	J837-CW-5006	–	A	B	C	E																				
TOTAL PAGES : (INCLUDING COVERPAGE AND DRAWING SUBMISSION REGISTER)						44																				

IN-HOUSE DESIGN CHECKER

美特鋁質有限公司
MIDI ALUMINIUM FABRICATOR LTD.
Units 6-8, Sunray Industrial Centre, 1/F
610 Cha Kwo Ling Road, Kowloon
Tel:23489211-4 Fax:(852)27727666

DWG NO. : J837-CW-DR03 | REV. : D

DRAWING SUBMISSION REGISTER

PROJECT :
URA KWUN TONG TOWN CENTRE
REDEVELOPMENT (AREA 2 & 3) AT
NKIL 6514, KWUN TONG, KWLOON

TITLE :
SHOPDRAWING FOR
CURTAIN WALL AT TOWER

DRAWING TITLE	DWG. NO.	DATE OF ISSUE / REVISIONS										SUBMISSION STATE (FOR B.D / A.S.D)			SUBMISSION STATE (FOR CLIENT / CONSULTANT)			SUBMISSION STATE (FOR ARCHITECT)			FABRICATION / CONSTRUCTION STATE					
		ISSUE	01	02	03	04	05					AP - APPROVED AC - APPROVED SUB. TO CONDITION NA - NOT APPROVED			AP - APPROVED AC - APPROVED SUB. TO CONDITION NA - NOT APPROVED			AP - APPROVED AC - APPROVED SUB. TO CONDITION NA - NOT APPROVED			ISSUE TO CHINA OFFICE		ISSUE TO SITE		ISSUE TO SUB-CONTRACTOR	
		DAY	23	10	24	22	28																			
		MONTH	07	09	11	12	01																			
		YEAR	18	18	18	18	19																			
												COMMENT DATE	REV.	STATE	COMMENT DATE	REV.	STATE	COMMENT DATE	REV.	STATE	REV.	DATE	REV.	DATE	REV.	DATE
TYPICAL MULLION DETAIL FOR CURTAIN WALL AT TOWER	J837-CW-5007			-	-	-	-																			
TYPICAL MULLION DETAIL FOR CURTAIN WALL AT TOWER	J837-CW-5008			-	-	-	-																			
TYPICAL MULLION DETAIL FOR CURTAIN WALL AT TOWER	J837-CW-5009			-	A	A	B																			
TYPICAL MULLION DETAIL FOR CURTAIN WALL AT TOWER	J837-CW-5010			-	A	B	B																			
TYPICAL MULLION DETAIL FOR CURTAIN WALL AT TOWER	J837-CW-5011			-	A	A	B																			
TYPICAL MULLION DETAIL FOR CURTAIN WALL AT TOWER	J837-CW-5012				A	B	B																			
TYPICAL MULLION DETAIL FOR CURTAIN WALL AT TOWER	J837-CW-5013				-	A	A																			
TYPICAL MULLION DETAIL FOR CURTAIN WALL AT TOWER	J837-CW-5014					-	A																			
TYPICAL MULLION DETAIL FOR CURTAIN WALL AT TOWER	J837-CW-5015						-																			
TYPICAL MULLION DETAIL FOR CURTAIN WALL AT TOWER	J837-CW-5016						-																			
TYPICAL MULLION DETAIL FOR CURTAIN WALL AT TOWER	J837-CW-5017						-																			
REMEDIAL DETAILS FOR CURTAIN WALL AT TOWER	J837-CW-5018						A																			
TYPICAL MULLION DETAIL FOR CURTAIN WALL AT TOWER	J837-CW-5019						-																			
TYPICAL MULLION DETAIL FOR CURTAIN WALL AT TOWER	J837-CW-5020						-																			
TYPICAL TRANSOM DETAIL FOR CURTAIN WALL AT TOWER	J837-CW-6001		-	A	B	B	B																			
TYPICAL TRANSOM DETAIL FOR CURTAIN WALL AT TOWER	J837-CW-6002		-	A	B	C	E																			
TYPICAL TRANSOM DETAIL FOR CURTAIN WALL AT TOWER	J837-CW-6003		-	A	B	C	D																			
TYPICAL TRANSOM DETAIL FOR CURTAIN WALL AT TOWER	J837-CW-6004		-	A	B	B	D																			
TYPICAL TRANSOM DETAIL FOR CURTAIN WALL AT TOWER	J837-CW-6005		-	A	B	B	B																			
TYPICAL TRANSOM DETAIL FOR CURTAIN WALL AT TOWER	J837-CW-6006		-	A	B	B	D																			
TYPICAL TRANSOM DETAIL FOR CURTAIN WALL AT TOWER	J837-CW-6007		-	A	B	C	C																			
TYPICAL TRANSOM DETAIL FOR CURTAIN WALL AT TOWER	J837-CW-6008		-	A	B	B	B																			
TYPICAL TRANSOM DETAIL FOR CURTAIN WALL AT TOWER	J837-CW-6009		-	A	B	C	D																			
TYPICAL TRANSOM DETAIL FOR CURTAIN WALL AT TOWER	J837-CW-6010		-	A	B	B	B																			
TYPICAL TRANSOM DETAIL FOR CURTAIN WALL AT TOWER	J837-CW-6011		-	A	B	C	E																			
TYPICAL TRANSOM DETAIL FOR CURTAIN WALL AT TOWER	J837-CW-6012		-	A	B	C	E																			
TYPICAL TRANSOM DETAIL FOR CURTAIN WALL AT TOWER	J837-CW-6013		-	A	B	B	C																			
TYPICAL TRANSOM DETAIL FOR CURTAIN WALL AT TOWER	J837-CW-6013A			-	A	A	A																			
TYPICAL TRANSOM DETAIL FOR CURTAIN WALL AT TOWER	J837-CW-6014			-	A	B	B																			
TYPICAL TRANSOM DETAIL FOR CURTAIN WALL AT TOWER	J837-CW-6015			-	A	B	B																			
TYPICAL TRANSOM DETAIL FOR CURTAIN WALL AT TOWER	J837-CW-6016			-	A	A	B																			
TYPICAL TRANSOM DETAIL FOR CURTAIN WALL AT TOWER	J837-CW-6017			-	A	A	B																			
TYPICAL TRANSOM DETAIL FOR CURTAIN WALL AT TOWER	J837-CW-6018			-	A	A	B																			
TYPICAL TRANSOM DETAIL FOR CURTAIN WALL AT TOWER	J837-CW-6019				A	A	B																			
TYPICAL TRANSOM DETAIL FOR CURTAIN WALL AT TOWER	J837-CW-6020				A	B	D																			
TYPICAL TRANSOM DETAIL FOR CURTAIN WALL AT TOWER	J837-CW-6021					-	C																			
TYPICAL TRANSOM DETAIL FOR CURTAIN WALL AT TOWER	J837-CW-6022					-	A																			
TYPICAL TRANSOM DETAIL FOR CURTAIN WALL AT TOWER	J837-CW-6023					-	A																			
TYPICAL TRANSOM DETAIL FOR CURTAIN WALL AT TOWER	J837-CW-6024					-	-																			
TYPICAL TRANSOM DETAIL FOR CURTAIN WALL AT TOWER	J837-CW-6025						A																			
TYPICAL TRANSOM DETAIL FOR CURTAIN WALL AT TOWER	J837-CW-6026						A																			
TYPICAL TRANSOM DETAIL FOR CURTAIN WALL AT TOWER	J837-CW-6027						-																			
TYPICAL TRANSOM DETAIL FOR CURTAIN WALL AT TOWER	J837-CW-6028						A																			
TYPICAL TRANSOM DETAIL FOR CURTAIN WALL AT TOWER	J837-CW-6029						A																			
TOTAL PAGES : (INCLUDING COVERPAGE AND DRAWING SUBMISSION REGISTER)							44																			

IN-HOUSE DESIGN CHECKER

美特鋁質有限公司
MIDI ALUMINIUM FABRICATOR LTD.
Units 6-8, Sunray Industrial Centre, 1/F
610 Cha Kwo Ling Road, Kowloon
Tel:23489211-4 Fax:(852)27727666

DWG NO. : J837-CW-DR04 | REV. : D

DRAWING SUBMISSION REGISTER

PROJECT :
URA KWUN TONG TOWN CENTRE
REDEVELOPMENT (AREA 2 & 3) AT
NKIL 6514, KWUN TONG, KWLOON

TITLE :
SHOPDRAWING FOR
CURTAIN WALL AT TOWER

DATE OF ISSUE											
ISSUE	01	02	03	04	05						
DAY	23	10	24	22	28						
MONTH	07	09	11	12	01						
YEAR	18	18	18	18	19						

SUBMISSION STATE (FOR B.D / A.S.D)	SUBMISSION STATE (FOR CLIENT / CONSULTANT)	SUBMISSION STATE (FOR ARCHITECT)
AP - APPROVED	AP - APPROVED	AP - APPROVED
AC - APPROVED SUB. TO CONDITION	AC - APPROVED SUB. TO CONDITION	AC - APPROVED SUB. TO CONDITION
NA - NOT APPROVED	NA - NOT APPROVED	NA - NOT APPROVED

DRAWING TITLE	DWG. NO.	REVISIONS	B.D / A.S.D			CLIENT / CONSULTANT			ARCHITECT			FABRICATION / CONSTRUCTION STATE					
			COMMENT DATE	REV.	STATE	COMMENT DATE	REV.	STATE	COMMENT DATE	REV.	STATE	ISSUE TO CHINA OFFICE		ISSUE TO SITE		ISSUE TO SUB-CONTRACTOR	
												REV.	DATE	REV.	DATE	REV.	DATE
TYPICAL TRANSOM DETAIL FOR CURTAIN WALL AT TOWER	J837-CW-6030	–															
TYPICAL TRANSOM DETAIL FOR CURTAIN WALL AT TOWER	J837-CW-6031	–															
TYPICAL TRANSOM DETAIL FOR CURTAIN WALL AT TOWER	J837-CW-6032	–															
TYPICAL TRANSOM DETAIL FOR CURTAIN WALL AT TOWER	J837-CW-6033	–															
TYPICAL TRANSOM DETAIL FOR CURTAIN WALL AT TOWER	J837-CW-6034	–															

TOTAL PAGES :
(INCLUDING COVERPAGE AND DRAWING SUBMISSION REGISTER) 5

IN-HOUSE DESIGN CHECKER

美特鋁質有限公司
MIDI ALUMINIUM FABRICATOR LTD.
Units 6-8, Sunray Industrial Centre, 1/F
610 Cha Kwo Ling Road, Kowloon
Tel:23489211-4 Fax:(852)27727666

DWG NO. : J837-CW-DR05 REV. : –

GENERAL NOTES FOR CURTAIN WALL

1. DESIGN CODES :
   a) BUILDING (CONSTRUCTION) REGULATIONS , 1990 HONG KONG.
   b) CODE OF PRACTICE FOR THE STRUCTURAL USE OF STEEL , 2011 HONG KONG
   c) CODE OF PRACTICE FOR THE STRUCTURAL USE OF CONCRETE, 2013 HONG KONG
   d) CODE OF PRACTICE ON WIND EFFECTS IN HONG KONG 2004.
   e) BS 8118 – THE STRUCTURAL USE OF ALUMINIUM , PART I – 1991.
   f) BS 6262 –CODE OF PRACTICE FOR GLAZING OF BUILDING – 2005.
   g) BS EN 10088: 2005 STAINLESS STEELS.
   h) ALL RELEVANT CODES AND STANDARDS AS PER PROJECT TECHNICAL SPECIFICATIONS.
   i) CODE OF PRACTICE FOR DEAD AND IMPOSED LOAD 2011

2. DESIGN LOADS :
   a) WIND LOAD :
      HEIGHT ABOVE GROUND LEVEL = 188.42mPD – 8.58mPD = 179.84m
      DESIGN WIND PRESSURE FOR CURTAIN WALL
      BASE WIND LOAD: 3.14 KPa
      DESIGN WIND LOAD (Cp = +1.0/−1.4): 3.14 x (Cp = +1.0) = 3.14 KPa (FOR INWARD)
      3.14 x (Cp = −1.4) = −4.396 KPa (FOR OUTWARD)

   b) IMPOSED LOAD : (FOR RESIDENTIAL FLOOR)
      NONCROWDED LOAD – HORIZONTAL IMPOSED LOAD SHALL BE COMPLIED CODE OF PRACTICE FOR DEAD & IMPOSED LOADS 2011.
      i) LINE LOAD TO BE APPLIED AT A HEIGHT OF 1.1m ABOVE F.F.L. = 0.75 kN/m
      ii) UNIFORMLY DISTRIBUTED LOAD TO BE APPLIED ON THE INFILL BETWEEN FLOOR AND TOP RAIL = 1.0 kPa
      iii) CONCENTRATED LOAD TO BE APPLIED ON ANY PART OF THE INFILL BETWEEN FLOOR AND TOP RAIL = 0.5 kN

   c) DEAD LOAD :
      GLASS WEIGHT: 26 kN/m³
      STEEL WEIGHT: 77 kN/m³
      ALUM. WEIGHT: 27.2 kN/m³

3. GLASS :
   a) FACIAL GLASS FOR CURTAIN WALL USED TO BE :
      i) G1 : IGU 10 mm THK. TEMPERED BLUE TINTED GLASS (OUTER)+ 9 mm AIR SPACE + 8 mm THK. TEMPERED CLEAR GLASS (INNER) (FOR VISION ZONE)
      ii) G2 : IGU 8 mm THK. HEAT STRENGTHENED TINTED GLASS (OUTER)+ 9 mm AIR SPACE + 8 mm THK. HEAT STRENGTHENED CLEAR GLASS (INNER) (FOR VISION ZONE)
      iii) G3 : IGU 10 mm THK. HEAT STRENGTHENED BLUE TINTED GLASS (OUTER)+ 9 mm AIR SPACE + 8 mm THK. TEMPERED CLEAR GLASS (INNER) (FOR VISION ZONE)
      iv) G4 : 8 mm THK. BLUE TINTED HEAT STRENGTHENED GLASS WITH BACK PAN (FOR SPANDREL ZONE)
      v) G5 : IGU 8 mm THK. HEAT STRENGTHENED BLUE TINTED GLASS (OUTER)+ 9 mm AIR SPACE + 8 mm THK. TEMPERED CLEAR GLASS (INNER) (FOR VISION ZONE)
      vi) G6 : 8 mm THK. BLUE TINTED TEMPERED GLASS WITH BACK PAN (FOR SPANDREL ZONE)
      vii) G7 : 8 mm THK. HEAT STRENGTHENED TINTED GLASS (OUTER)+ 1.52PVB + 8 mm THK. HEAT STRENGTHENED CLEAR LAMINATED GLASS (INNER) (FOR VISION ZONE)
      viii) 10mm THK CLEAR TEMPERED GLASS (FOR PROTECTIVE BARIER)

   b) FULL TEMPERED GLASS TO BE 100% HEAT SOAK TESTED IN ACCORDANCE WITH BS EN 14179-1:2005 AND PMAP APP 37.

   c) DESIGN OF GLASS SHALL COMPLY TO B.S. 6262 , 2005. :
      -ALLOWABLE BENDING STRENGTH (TEMPERED) =50 N/mm²
      -ALLOWABLE BENDING STRENGTH (HEAT STRENGTHENED) =25 N/mm²
      -YOUNG'S MODULUS =70,000 N/mm²
      -DENSITY =26 kN/m³
   d) GLASS MATERIALS SHALL COMPLY TO BS 952:1995
   e) ALL GLASS UNDER 1.1m ABOVE F.F.L SHALL BE COMPLY IMPACT TEST TO BS 6206 CLASS A.
   f) RESIDUAL SURFACE COMPRESSION FOR TEMPERED GLASS TO BE NOT LESS THAN 69 MPa.

4. ALUMINIUM ALLOY :
   a) ALUMINIUM SHEET :
      ALL ALUMINIUM SHEET TO BE ALLOY 3003-H14 TO ALUMINIUM DESIGN MANUAL: BS EN485-2:2008
      0.2% PROOF (YIELD) STRENGTH = 125 MPa
      MINIMUM ULTIMATE TENSILE STRESS = 145 MPa
      MODULUS OF ELASTICITY (E) = 70000 MPa.
   b) ALUMINIUM EXTRUSION : IN ACCORDANCE WITH DESIGN CODE BS: 8118-1:1991, COMPLY TO BS EN 755-2, 2008
      i) ALUMINIUM EXTRUSION – TO BE ALLOY 6063-T5
      0.2% PROOF STRENGTH = 110 MPa
      MINIMUM TENSILE STRENGTH = 130 MPa
      MODULUS OF ELASTICITY = 70000 MPa.
      ii) ALUMINIUM EXTRUSION – TO BE ALLOY 6063-T6
      0.2% PROOF STRENGTH = 160 MPa
      MINIMUM TENSILE STRENGTH = 175 MPa
      MODULUS OF ELASTICITY = 70000 MPa.
      iii) ALUMINIUM EXTRUSION – TO BE ALLOY 6061-T6
      0.2% PROOF STRENGTH = 240 MPa
      MINIMUM TENSILE STRENGTH = 260 MPa
      MODULUS OF ELASTICITY = 70000 MPa.

5. STEEL :
   a) ALL STEEL MEMBERS SHALL MEET THE MINIMUM REQUIREMENTS OF BS EN10025 S275 JO AND CLASS 1 TO C.O.P. FOR THE STRUCTURAL USE OF STEEL 2011.
   b) SURFACE TREATMENT SHALL BE HOT-DIP GALVANIZED COMPLIED WITH BS EN ISO 1461, 2009. (MIN. THICKNESS = 85 MICRONS)

FOR THICKNESS "T" : T≤16mm (GRADE S275)		FOR THICKNESS "T" : 16mm<T≤40mm (GRADE S275)	
YOUNG'S MODULUS	205,000 N/mm²	YOUNG'S MODULUS	205,000 N/mm²
DENSITY	77 kN/m³	DENSITY	77 kN/m³
YIELD STRENGTH	275 N/mm²	YIELD STRENGTH	265 N/mm²
TENSILE STRENGTH	275 N/mm²	TENSILE STRENGTH	265 N/mm²
BENDING STRENGTH	275 N/mm²	BENDING STRENGTH	265 N/mm²
SHEAR STRENGTH	158.8 N/mm²	SHEAR STRENGTH	153 N/mm²

6. WELDING :
   a) ALL WELDS SHALL COMPLY TO BS EN 1011 & BS EN 440 OR EQUIVALENT TO HKSC 2011. DESIGN STRENGTH 220 N/mm²
   b) UNLESS OTHERWISE INDICATED, ALL WELDS SHALL BE 5mm THICK FILLET WELD.
   c) ALL WELDING SHALL BE ELECTRODE PERFORMED BY QUALIFIED WELDERS, TO BE COMPLY WITH BS EN 1011.
   d) ALL SITE WELDS SHALL BE RECEIVED 2 COATS OF ZINE CHROMATE PRIMER.

7. SILICONE SEALANT :
   a) " DOW SIL – 791 " TO BE USED AS WEATHER SEALED & CAULKING SEALANT.

8. GASKET & SETTING BLOCK :
   a) ALL GASKET USED SHALL BE DENSE EXTRUDED SANTOPRENE WITH A HARDNESS OF 60°±5°.
   b) SETTING BLOCKS SHALL BE DENSE EXTRUDED SANTOPRENE WITH A HARDNESS OF 85°±5° DUROMETER SHORE A , A MIN. LENGTH OF 120 mm & A MIN. WIDTH CORRESPONDING TO THE GLASS THICKNESS & LOCATED AT GLASS 1/8 POINTS.

9. FASTENERS
   ALL FASTENERS, BOLTS & NUTS SHALL BE STAINLESS STEEL GRADE A4-70 COMPLYING WITH BS EN ISO 3506.

		FOR GRADE A4-70
MINIMUM YIELD STRENGTH, Ysb	=	450 MPa
ULTIMATE TENSILE STRENGTH, Usb	=	700 MPa
SHEAR STRENGTH, Psb	=	311 MPa
TENSILE STRENGTH, Ptb	=	450 MPa
BEARING STRENGTH, Pbb	=	828 MPa

   UNLESS OTHER SPECIFIED, ALL SCREWS SHALL BE M6 AT 300 C/C GRADE A4-70 STAINLESS STEEL COMPLIED WITH BS EN ISO 3506.(FOR NON-EXPOSED AREA)

10. CAST-IN CHANNEL, CAST-IN BOLT AND CAST-IN EMBED
    a) CAST-IN EMBED SHALL BE GRADE 8.8 COMPLY TO DIN975 & NUT TO BE GRADE 10 COMPLY TO BE BS 4190
       -TENSILE STRENGTH = 56GN/m
       -SHEAR STRENGTH = 375N/m
       -BEARING STRENGTH = 1000N/m
    c) CAST-IN ROD SHALL BE GRADE JO S275 G.M.S. ROD TO BS EN 10025. GR. S275: YIELD STRENGTH = 275 N/mm
    d) CAST-IN BRACKETS. STIFFENERS AND GUSSET PLATES TO BE GRADE S275 JO (CLASS 1) TO BS EN 10025.
    e) ALL CAST IN CHANNEL SHALL BE " GRADE S235 G.M.S. ANCHOR CHANNEL
    f) ALL T HEAD BOLT USED TO BE " HILTI , HBC – C " – M16 (GRADE 8.8)
    g) THE DESIGN & INSTALLATION OF " HILTI " ANCHOR CHANNEL & T HEAD BOLT ARE STRICTLY IN ACCORDING WITH MANUFACTURER'S RECOMMENDATION

CHANNEL MODEL	BD REF. NO	MINIMUM DESIGN CRITERIA: CONCRETE THICKNESS (mm)	MINIMUM DESIGN CRITERIA: EDGE DISTANCE (UP/DOWN)(mm)	RECOMMENDED LOAD (kN) (CRACKED CONCRETE): TENSION	RECOMMENDED LOAD (kN) (CRACKED CONCRETE): SHEAR	PULL OUT TEST LOAD (kN) (1.5 x RECOMMENDED LOAD)
HAC-50	BD-AF134	250	150	27	23	33
HAC-70	BD-AF132	250	200	34.7	29.8	52.05

11. INSULATION
    a) FIRE STOP (BD REF. NO. BD-FS011)
    ALUMINIUM PROFILE COVERED WITH FIRE SEAL SHALL SEALED WITH THK SHEET & STEEL / CONCRETE INTERFACE 2 HOUR FIRE RAITING THERMAL INSULATION
    b) THERMAL INSULATION
    "CSR" 110Kg/mm ROCKWOOL FIBERTEX-820 SHALL BE 50mm THK.
    c) SMOKE SEAL SHALL BE COMPLY WITH FIRE CODE CLAUSE C10.2
12. OPENABLE WINDOWS
    a) ALL OPENABLE WINDOW SHALL BE CLOSED UNDER STRONG WIND CONDITION.
    b) ALL OPENABLE WINDOW SHALL BE APPROVAL UNDER LOCKED CONDITION.

13. ISOLATION FOR METALS

    SHALL BE APPLIED A LAYER OF BITUMINOUS PAINT FOR PROTECTION AGAINST BI-METALLIC CORROSION.

14. CONCRETE GRADE
    CONCRETE STRUCTURE SHOWN IN THE SUBMISSION SHALL BE OF GRADE 45D MINIMUM.

15. ANCHOR BOLT FOR ALUM. CLADDING
    ANCHOR BOLT TO BE "HILTI" TYPE,DESIGN AND INSTALLATION TO BE IN ACCORDANCE(FOR CRACKED CONCRETE)

Anchor Type	BD REF. NO	Min. embedment depth (mm) into sound concrete	Minimum edge distance in concrete	Minimum spacing in concrete	Recommended Load: Tensile (kN)	Recommended Load: Shear (kN)	Test load(1.5 x recommended tensile load) (kN)
M8x75 HST3-R	BD-AF151	64	40	50	2.5	5.2	=1.5x1.342x2.5=5.033

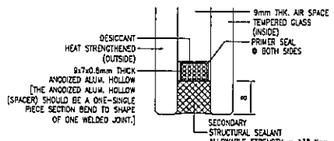

SECTION H-H FOR CAPPING
" TYPICAL STRUCTURAL SEALANT BITE "
FOR DOUBLE GLAZING GLASS UNIT (I.G.U)

QUALITY ASSURANCE DOCUMENT SUCH AS TEST REPORT / CERTIFICATES INDICATING COMPLIES WITH ASTM E2190 OR EQUIVALENT WITH RESPECT TO THE SEAL PERFORMANCE FOR INSTALLING GLASS UNIT SHALL BE SUBMITTED TO BD PRIOR TO COMMENCE OF WORKS.

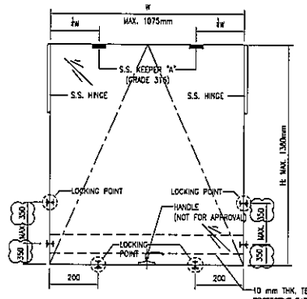

TOP HUNG WINDOW

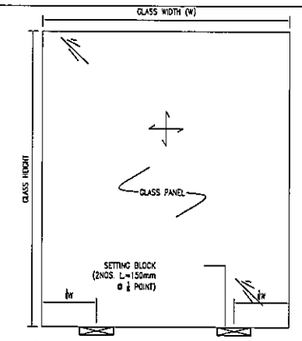

" TYPICAL ELEVATION FOR SETTING BLOCK LOCATION "
(N.T.S.)

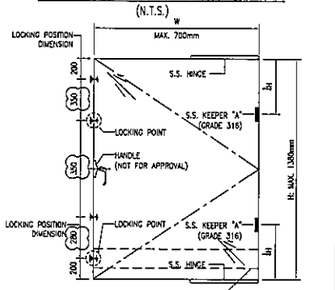

SIDE HUNG WINDOW — 10 mm THK. TEMPERED GLASS PROTECTIVE BARRIER

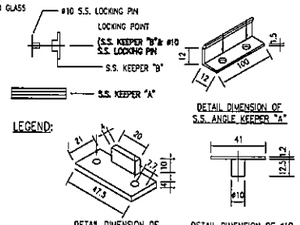

" TYPICAL CONFIGURATION OF OPENABLE WINDOW IN LOCKED POSITION "
(FOR APPROVAL UNDER THIS SUBMISSION)

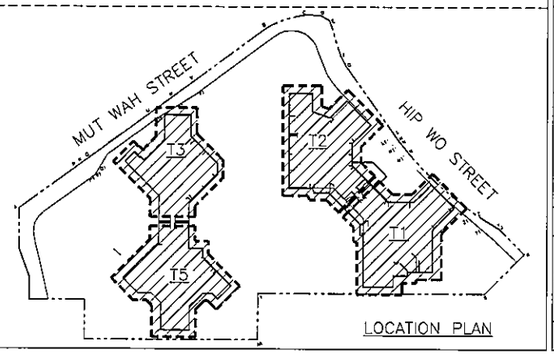

LOCATION PLAN

B.D. REF :

CLIENT :
信和置業有限公司
Sino Land Company Limited

ARCHITECT : WONG TUNG & PARTNERS LIMITED ARCHITECTS & PLANNERS

MAIN CONTRACTOR :
CR Construction Company Limited

STRUCTURAL ENGINEER : AECOM

FACADE CONSULTANT: AECOM

NOTE :
1. ALL DIMENSIONS ARE IN mm.
2. ALL ELEVATIONS ARE VIEWED FROM OUTSIDE.
3. ALL DIMENSIONS TO BE VERIFIED ON SITE BEFORE FABRICATION.

LEGEND :
(X1) — DETAIL MARK NO.
(X"20") — REFER SHEET NO.
1. F.F.L. --FINISHED FLOOR LEVEL
2. S.F.L. --STRUCTURAL FLOOR LEVEL
3. (R) --REVERSED DETAIL

NO.	DATE	REVISED	BY
C	22/12/2018	GENERAL REVISED	
B	25/11/2018	GENERAL REVISED	
A	10/9/2018	GENERAL REVISED	

JOB NO. : J-837

PROJECT :
URA KWUN TONG TOWN CENTRE REDEVELOPMENT (AREA 2 & 3) AT NKIL 6514, KWUN TONG, KWLOON

TITLE :
GENERAL NOTES FOR CURTAIN WALL

DATE : 13-JUL-18 | SCALE : 1:1 (A1)

DRAWN BY : ASING | CHECKED BY : –

美特鋁製有限公司
MIDI ALUMINIUM FABRICATOR LTD.
Units 6-8, Sunray Industrial Centre, 1/f
610 Cha Kwo Ling Road, Kowloon
Tel:23489211-4 Fax:(852)27727666

DWG NO. : J837-CW-GN01 | REV. : C

M1 --- ALUMINIUM MULLION | COATING --- PVF2 COATING

GRADE --- 6063 T6

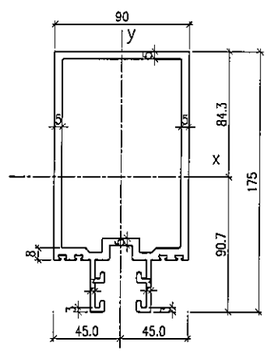

MASS PROPERTIES (UNIT)	VALUES
Area (mm²) :	2686.6
Perimeter (mm) :	1168.9
Bounding Box – X (mm):	−45.0 to 45.0
Bounding Box – Y (mm):	−90.7 to 84.3
Centroid – X (mm) :	0.0
Centroid – Y (mm) :	0.0
Moments of inertia – X (mm⁴) :	8560927.0
Moments of inertia – Y (mm⁴) :	3111287.7
Product of inertia – XY (mm⁴) :	0.0
Radii of gyration – X (mm) :	56.4
Radii of gyration – Y (mm) :	34.0
Principal moments along X–Y (mm⁴) :	8560927.0 along [1.0 0.0]
Principal moments along Y–X (mm⁴) :	3111287.7 along [0.0 1.0]
Elastic Modulus – Zx (mm³):	I / y-max= 94344.9
Elastic Modulus – Zy (mm³):	J / x-max= 69139.7

M2 --- ALUMINIUM MULLION | COATING --- PVF2 COATING

GRADE --- 6063 T6

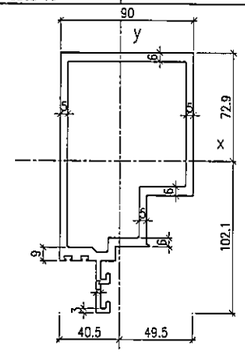

MASS PROPERTIES (UNIT)	VALUES
Area (mm²) :	2560.0
Perimeter (mm) :	1002.9
Bounding Box – X (mm):	−40.5 to 49.5
Bounding Box – Y (mm):	−102.1 to 72.9
Centroid – X (mm) :	0.0
Centroid – Y (mm) :	0.0
Moments of inertia – X (mm⁴) :	7148090.8
Moments of inertia – Y (mm⁴) :	2693592.6
Product of inertia – XY (mm⁴) :	−858464.6
Radii of gyration – X (mm) :	52.8
Radii of gyration – Y (mm) :	32.4
Principal moments along X–Y (mm⁴) :	7307806.3 along [1.0 −0.2]
Principal moments along Y–X (mm⁴) :	2533877.1 along [0.2 1.0]
Elastic Modulus – Zx (mm³):	I / y-max= 69979.9
Elastic Modulus – Zy (mm³):	J / x-max= 54419.8

M3 --- ALUMINIUM MULLION | COATING --- PVF2 COATING

GRADE --- 6063 T6

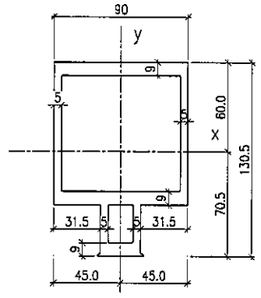

MASS PROPERTIES (UNIT)	VALUES
Area (mm²) :	2904.8
Perimeter (mm) :	845.0
Bounding Box – X (mm):	−45.0 to 45.0
Bounding Box – Y (mm):	−70.5 to 60.0
Centroid – X (mm) :	0.0
Centroid – Y (mm) :	0.0
Moments of inertia – X (mm⁴) :	5525541.9
Moments of inertia – Y (mm⁴) :	2552618.8
Product of inertia – XY (mm⁴) :	0.0
Radii of gyration – X (mm) :	43.6
Radii of gyration – Y (mm) :	29.6
Principal moments along X–Y (mm⁴) :	5525541.9 along [1.0 0.0]
Principal moments along Y–X (mm⁴) :	2552618.8 along [0.0 1.0]
Elastic Modulus – Zx (mm³):	I / y-max= 78397.1
Elastic Modulus – Zy (mm³):	J / x-max= 56724.9

M4 --- ALUMINIUM MULLION | COATING --- PVF2 COATING

GRADE --- 6063 T6

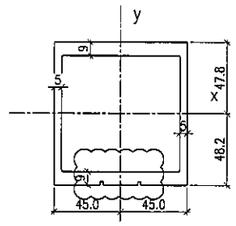

MASS PROPERTIES (UNIT)	VALUES
Area (mm²) :	2391.5
Perimeter (mm) :	694.8
Bounding Box – X (mm):	−45.0 to 45.0
Bounding Box – Y (mm):	−48.2 to 47.8
Centroid – X (mm) :	0.0
Centroid – Y (mm) :	0.0
Moments of inertia – X (mm⁴) :	3452385.8
Moments of inertia – Y (mm⁴) :	2503996.5
Product of inertia – XY (mm⁴) :	0.0
Radii of gyration – X (mm) :	38.0
Radii of gyration – Y (mm) :	32.4
Principal moments along X–Y (mm⁴) :	2503996.5 along [0.0 1.0]
Principal moments along Y–X (mm⁴) :	3452385.8 along [−1.0 0.0]
Elastic Modulus – Zx (mm³):	I / y-max= 71650.3
Elastic Modulus – Zy (mm³):	J / x-max= 55644.4

M5 --- ALUMINIUM MULLION | COATING --- PVF2 COATING

GRADE --- 6063 T6

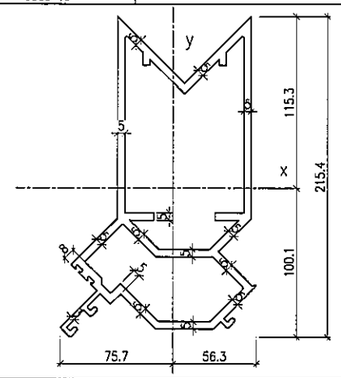

MASS PROPERTIES (UNIT)	VALUES
Area (mm²) :	4006.3
Perimeter (mm) :	1633.1
Bounding Box – X (mm):	−75.7 to 56.3
Bounding Box – Y (mm):	−100.1 to 115.3
Centroid – X (mm) :	0.0
Centroid – Y (mm) :	0.0
Moments of inertia – X (mm⁴) :	17546808.7
Moments of inertia – Y (mm⁴) :	5955158.6
Product of inertia – XY (mm⁴) :	−1928247.4
Radii of gyration – X (mm) :	66.2
Radii of gyration – Y (mm) :	38.6
Principal moments along X–Y (mm⁴) :	17859152.5 along [1.0 −0.2]
Principal moments along Y–X (mm⁴) :	5642814.9 along [0.2 1.0]
Elastic Modulus – Zx (mm³):	I / y-max= 152220.1
Elastic Modulus – Zy (mm³):	J / x-max= 78715.3

M6 --- ALUMINIUM MULLION | COATING --- PVF2 COATING

GRADE --- 6063 T6

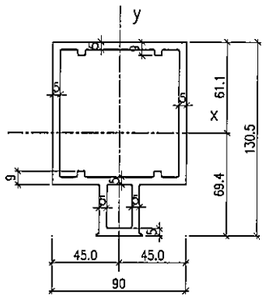

MASS PROPERTIES (UNIT)	VALUES
Area (mm²) :	2278.1
Perimeter (mm) :	895.8
Bounding Box – X (mm):	−45.0 to 45.0
Bounding Box – Y (mm):	−69.4 to 61.1
Centroid – X (mm) :	0.0
Centroid – Y (mm) :	0.0
Moments of inertia – X (mm⁴) :	4229062.4
Moments of inertia – Y (mm⁴) :	2263514.5
Product of inertia – XY (mm⁴) :	0.0
Radii of gyration – X (mm) :	43.1
Radii of gyration – Y (mm) :	31.5
Principal moments along X–Y (mm⁴) :	4229062.4 along [1.0 0.0]
Principal moments along Y–X (mm⁴) :	2263514.5 along [0.0 1.0]
Elastic Modulus – Zx (mm³):	I / y-max= 60912.9
Elastic Modulus – Zy (mm³):	J / x-max= 50300.3

M7 --- ALUMINIUM MULLION | COATING --- PVF2 COATING

GRADE --- 6063 T6

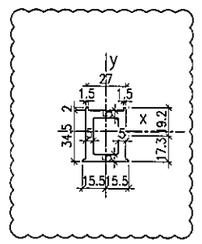

MASS PROPERTIES (UNIT)	VALUES
Area (mm²) :	526.8
Perimeter (mm) :	218.3
Bounding Box – X (mm):	−15.5 to 15.5
Bounding Box – Y (mm):	−17.3 to 19.2
Centroid – X (mm) :	0.0
Centroid – Y (mm) :	0.0
Moments of inertia – X (mm⁴) :	75041.8
Moments of inertia – Y (mm⁴) :	48619.6
Product of inertia – XY (mm⁴) :	0.0
Radii of gyration – X (mm) :	11.9
Radii of gyration – Y (mm) :	9.6
Principal moments along X–Y (mm⁴) :	48619.6 along [0.0 1.0]
Principal moments along Y–X (mm⁴) :	75041.8 along [−1.0 0.0]
Elastic Modulus – Zx (mm³):	I / y-max= 3908.2
Elastic Modulus – Zy (mm³):	J / x-max= 3136.7

T1 --- ALUMINIUM TRANSOM | COATING --- PVF2 COATING

GRADE --- 6063 T6

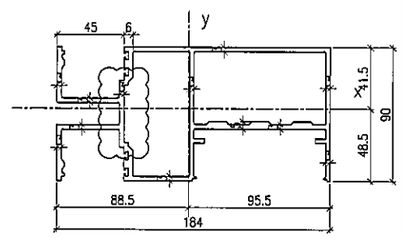

MASS PROPERTIES (UNIT)	VALUES
Area (mm²) :	2283.2
Perimeter (mm) :	1446.4
Bounding Box – X (mm):	−88.5 to 95.5
Bounding Box – Y (mm):	−48.5 to 41.5
Centroid – X (mm) :	0.0
Centroid – Y (mm) :	0.0
Moments of inertia – X (mm⁴) :	1841389.3
Moments of inertia – Y (mm⁴) :	8107752.5
Product of inertia – XY (mm⁴) :	−388294.0
Radii of gyration – X (mm) :	28.4
Radii of gyration – Y (mm) :	59.6
Principal moments along X–Y (mm⁴) :	1817420.4 along [1.0 0.1]
Principal moments along Y–X (mm⁴) :	8131721.4 along [−0.1 1.0]
Elastic Modulus – Zx (mm³):	I / y-max= 37934.0
Elastic Modulus – Zy (mm³):	J / x-max= 84907.9

T2 --- ALUMINIUM TRANSOM | COATING --- PVF2 COATING

GRADE --- 6063 T6

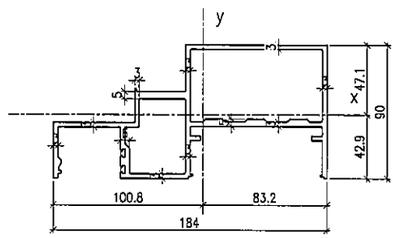

MASS PROPERTIES (UNIT)	VALUES
Area (mm²) :	1969.2
Perimeter (mm) :	1203.5
Bounding Box – X (mm):	−100.8 to 83.2
Bounding Box – Y (mm):	−42.9 to 47.1
Centroid – X (mm) :	0.0
Centroid – Y (mm) :	0.0
Moments of inertia – X (mm⁴) :	1401920.1
Moments of inertia – Y (mm⁴) :	6039676.5
Product of inertia – XY (mm⁴) :	1059596.3
Radii of gyration – X (mm) :	26.7
Radii of gyration – Y (mm) :	55.4
Principal moments along X–Y (mm⁴) :	1171300.2 along [1.0 0.2]
Principal moments along Y–X (mm⁴) :	6270296.4 along [−0.2 1.0]
Elastic Modulus – Zx (mm³):	I / y-max= 29761.3
Elastic Modulus – Zy (mm³):	J / x-max= 59896.7

T3 --- ALUMINIUM TRANSOM | COATING --- PVF2 COATING

GRADE --- 6063 T6

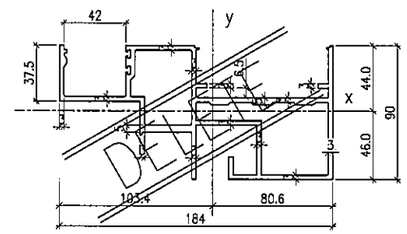

MASS PROPERTIES (UNIT)	VALUES
Area (mm²) :	2171.4
Perimeter (mm) :	1338.9
Bounding Box – X (mm):	−103.4 to 80.6
Bounding Box – Y (mm):	−46.0 to 44.0
Centroid – X (mm) :	0.0
Centroid – Y (mm) :	0.0
Moments of inertia – X (mm⁴) :	1410096.2
Moments of inertia – Y (mm⁴) :	6188637.8
Product of inertia – XY (mm⁴) :	−1175811.4
Radii of gyration – X (mm) :	25.5
Radii of gyration – Y (mm) :	53.4
Principal moments along X–Y (mm⁴) :	1136446.1 along [1.0 −0.2]
Principal moments along Y–X (mm⁴) :	6462287.9 along [0.2 1.0]
Elastic Modulus – Zx (mm³):	I / y-max= 30624.6
Elastic Modulus – Zy (mm³):	J / x-max= 59868.0

M4A --- ALUMINIUM MULLION | COATING --- PVF2 COATING

GRADE --- 6063 T6 & GRADE : S275

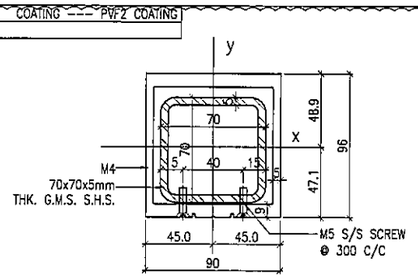

MASS PROPERTIES (UNIT)	VALUES
Area (mm²) :	3627.1
Perimeter (mm) :	1189.0
Bounding Box – X (mm):	−45.0 to 45.0
Bounding Box – Y (mm):	−47.1 to 48.9
Centroid – X (mm) :	0.0
Centroid – Y (mm) :	0.0
Moments of inertia – X (mm⁴) :	4307019.9
Moments of inertia – Y (mm⁴) :	3350288.4
Product of inertia – XY (mm⁴) :	0.0
Radii of gyration – X (mm) :	34.5
Radii of gyration – Y (mm) :	30.4
Principal moments along X–Y (mm⁴) :	3350288.4 along [0.0 1.0]
Principal moments along Y–X (mm⁴) :	4307019.9 along [−1.0 0.0]
Elastic Modulus – Zx (mm³):	I / y-max= 88066.8
Elastic Modulus – Zy (mm³):	J / x-max= 74450.9

B.D. REF :

CLIENT :
信和置業有限公司
Sino Land Company Limited

ARCHITECT :
WONG TUNG & PARTNERS LIMITED
ARCHITECTS & PLANNERS

MAIN CONTRACTOR :
CR Construction Company Limited

STRUCTURAL ENGINEER :
AECOM

FACADE CONSULTANT:
AECOM

NOTE :
1. ALL DIMENSIONS ARE IN mm.
2. ALL ELEVATIONS ARE VIEWED FROM OUTSIDE.
3. ALL DIMENSIONS TO BE VERIFIED ON SITE BEFORE FABRICATION.

LEGEND :
- x1 / x001 — DETAIL MARK NO. / REFER SHEET NO.
1. F.F.L. --FINISHED FLOOR LEVEL
2. S.F.L. --STRUCTURAL FLOOR LEVEL
3. /R — --REVERSED DETAIL

NO.	DATE	REVISED	BY
B	25/11/2018	GENERAL REVISED	
A	10/9/2018	GENERAL REVISED	

JOB NO. : J-837

PROJECT :
URA KWUN TONG TOWN CENTRE REDEVELOPMENT (AREA 2 & 3) AT NKIL 6514, KWUN TONG, KWLOON

TITLE :
TYPICAL MULLION DETAIL FOR CURTAIN WALL

DATE : 13-JUL-18 | SCALE : 1:2 (A1)

DRAWN BY : ASING | CHECKED BY : –

美特鋁質有限公司
MIDI ALUMINIUM FABRICATOR LTD.
Units 6-8, Sunray Industrial Centre, 1/F
610 Cha Kwo Ling Road, Kowloon
Tel:23489211-4 Fax:(852)27727666

DWG NO. : J837-CW-ML01 | REV. : B

T3A --- ALUMINIUM TRANSOM | COATING --- PVF2 COATING

GRADE --- 6063 T6

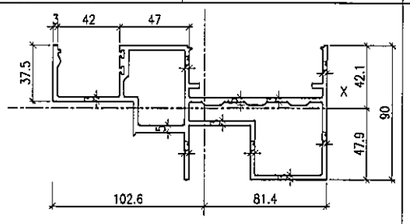

MASS PROPERTIES (UNIT)	VALUES
Area (mm²) :	2078.4
Perimeter (mm) :	1276.9
Bounding Box – X (mm):	-102.6 to 81.4
Bounding Box – Y (mm):	-47.9 to 42.1
Centroid – X (mm) :	0.0
Centroid – Y (mm) :	0.0
Moments of inertia – X (mm⁴) :	1239902.0
Moments of inertia – Y (mm⁴) :	6157299.2
Product of inertia – XY (mm⁴) :	-1105578.0
Radii of gyration – X (mm) :	24.4
Radii of gyration – Y (mm) :	54.4
Principal moments along X–Y (mm⁴) :	1002770.2 along [1.0 -0.2]
Principal moments along Y–X (mm⁴) :	6394431.0 along [0.2 1.0]
Elastic Modulus – Zx (mm³):	I / y-max= 25881.0
Elastic Modulus – Zy (mm³):	J / x-max= 60007.2

A01 --- ALUMINIUM CAP | COATING --- PVF2 COATING

GRADE --- 6063 T5

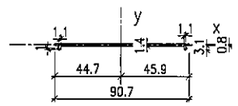

MASS PROPERTIES (UNIT)	VALUES
Area (mm²) :	132.6
Perimeter (mm) :	194.5
Bounding Box – X (mm):	-44.7 to 45.9
Bounding Box – Y (mm):	-3.1 to 0.8
Centroid – X (mm) :	0.0
Centroid – Y (mm) :	0.0
Moments of inertia – X (mm⁴) :	51.6
Moments of inertia – Y (mm⁴) :	96748.1
Product of inertia – XY (mm⁴) :	118.1
Radii of gyration – X (mm) :	0.6
Radii of gyration – Y (mm) :	27.0
Principal moments along X–Y (mm⁴) :	51.7 along [1.0 0.0]
Principal moments along Y–X (mm⁴) :	96748.3 along [0.0 1.0]
Elastic Modulus – Zx (mm³):	I / y-max= 16.6
Elastic Modulus – Zy (mm³):	J / x-max= 2107.2

A02 --- ALUM. WINDOW SASH | COATING --- PVF2 COATING

GRADE --- 6063 T6

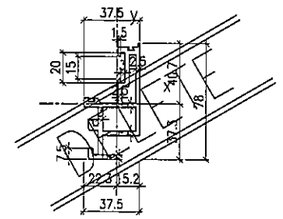

MASS PROPERTIES (UNIT)	VALUES
Area (mm²) :	673.8
Perimeter (mm) :	455.0
Bounding Box – X (mm):	-22.3 to 15.2
Bounding Box – Y (mm):	-37.3 to 40.7
Centroid – X (mm) :	0.0
Centroid – Y (mm) :	0.0
Moments of inertia – X (mm⁴) :	287162.6
Moments of inertia – Y (mm⁴) :	88704.2
Product of inertia – XY (mm⁴) :	-87527.0
Radii of gyration – X (mm) :	20.6
Radii of gyration – Y (mm) :	11.5
Principal moments along X–Y (mm⁴) :	320249.0 along [0.9 -0.4]
Principal moments along Y–X (mm⁴) :	55617.8 along [0.4 0.9]
Elastic Modulus – Zx (mm³):	I / y-max= 7060.2
Elastic Modulus – Zy (mm³):	J / x-max= 3982.3

A03 --- ALUMINIUM CAPPING | COATING --- PVF2 COATING

GRADE --- 6063 T6

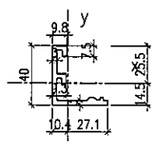

MASS PROPERTIES (UNIT)	VALUES
Area (mm²) :	304.6
Perimeter (mm) :	199.5
Bounding Box – X (mm):	-10.4 to 27.1
Bounding Box – Y (mm):	-14.5 to 25.5
Centroid – X (mm) :	0.0
Centroid – Y (mm) :	0.0
Moments of inertia – X (mm⁴) :	56645.9
Moments of inertia – Y (mm⁴) :	36421.8
Product of inertia – XY (mm⁴) :	-25163.9
Radii of gyration – X (mm) :	13.6
Radii of gyration – Y (mm) :	10.9
Principal moments along X–Y (mm⁴) :	19414.2 along [0.6 -0.8]
Principal moments along Y–X (mm⁴) :	73653.5 along [0.8 0.6]
Elastic Modulus – Zx (mm³):	I / y-max= 2224.1
Elastic Modulus – Zy (mm³):	J / x-max= 1346.3

A04 --- ALUM. WINDOW SASH | COATING --- PVF2 COATING

GRADE --- 6063 T6

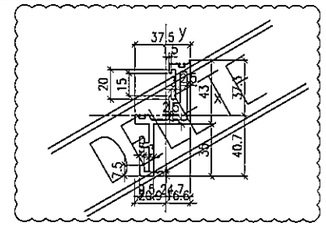

MASS PROPERTIES (UNIT)	VALUES
Area (mm²) :	559.7
Perimeter (mm) :	388.6
Bounding Box – X (mm):	-20.9 to 16.6
Bounding Box – Y (mm):	-40.7 to 37.3
Centroid – X (mm) :	0.0
Centroid – Y (mm) :	0.0
Moments of inertia – X (mm⁴) :	246529.6
Moments of inertia – Y (mm⁴) :	75425.8
Product of inertia – XY (mm⁴) :	-100120.7
Radii of gyration – X (mm) :	21.0
Radii of gyration – Y (mm) :	11.6
Principal moments along X–Y (mm⁴) :	292671.6 along [0.9 -0.4]
Principal moments along Y–X (mm⁴) :	29283.8 along [0.4 0.9]
Elastic Modulus – Zx (mm³):	I / y-max= 6058.8
Elastic Modulus – Zy (mm³):	J / x-max= 3609.7

A05 --- ALUMINIUM ADAPTER | COATING --- PVF2 COATING

GRADE --- 6063 T6

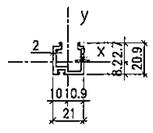

MASS PROPERTIES (UNIT)	VALUES
Area (mm²) :	138.3
Perimeter (mm) :	142.3
Bounding Box – X (mm):	-10.1 to 10.9
Bounding Box – Y (mm):	-8.2 to 12.7
Centroid – X (mm) :	0.0
Centroid – Y (mm) :	0.0
Moments of inertia – X (mm⁴) :	5995.3
Moments of inertia – Y (mm⁴) :	8724.2
Product of inertia – XY (mm⁴) :	-2.7
Radii of gyration – X (mm) :	6.6
Radii of gyration – Y (mm) :	7.9
Principal moments along X–Y (mm⁴) :	5995.3 along [1.0 0.0]
Principal moments along Y–X (mm⁴) :	8724.2 along [0.0 1.0]
Elastic Modulus – Zx (mm³):	I / y-max= 472.3
Elastic Modulus – Zy (mm³):	J / x-max= 798.7

A06 --- ALUM. SUB-FRAME | COATING --- PVF2 COATING

GRADE --- 6063 T6

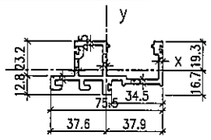

MASS PROPERTIES (UNIT)	VALUES
Area (mm²) :	644.3
Perimeter (mm) :	426.8
Bounding Box – X (mm):	-37.6 to 37.9
Bounding Box – Y (mm):	-16.7 to 19.3
Centroid – X (mm) :	0.0
Centroid – Y (mm) :	0.0
Moments of inertia – X (mm⁴) :	67511.8
Moments of inertia – Y (mm⁴) :	317162.2
Product of inertia – XY (mm⁴) :	-18128.4
Radii of gyration – X (mm) :	10.2
Radii of gyration – Y (mm) :	22.2
Principal moments along X–Y (mm⁴) :	66202.3 along [1.0 0.1]
Principal moments along Y–X (mm⁴) :	318471.7 along [-0.1 1.0]
Elastic Modulus – Zx (mm³):	I / y-max= 3500.1
Elastic Modulus – Zy (mm³):	J / x-max= 8373.3

A07 --- ALUM. SUB-FRAME | COATING --- PVF2 COATING

GRADE --- 6063 T6

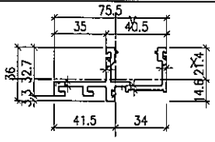

MASS PROPERTIES (UNIT)	VALUES
Area (mm²) :	542.1
Perimeter (mm) :	360.0
Bounding Box – X (mm):	-41.5 to 34.0
Bounding Box – Y (mm):	-14.6 to 21.4
Centroid – X (mm) :	0.0
Centroid – Y (mm) :	0.0
Moments of inertia – X (mm⁴) :	47327.7
Moments of inertia – Y (mm⁴) :	273371.8
Product of inertia – XY (mm⁴) :	-43936.6
Radii of gyration – X (mm) :	9.3
Radii of gyration – Y (mm) :	22.5
Principal moments along X–Y (mm⁴) :	39088.0 along [1.0 0.2]
Principal moments along Y–X (mm⁴) :	281611.5 along [-0.2 1.0]
Elastic Modulus – Zx (mm³):	I / y-max= 2215.7
Elastic Modulus – Zy (mm³):	J / x-max= 6593.1

A08 --- ALUMINIUM CAP | COATING --- PVF2 COATING

GRADE --- 6063 T5

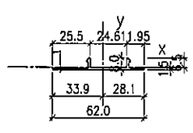

MASS PROPERTIES (UNIT)	VALUES
Area (mm²) :	99.0
Perimeter (mm) :	152.5
Bounding Box – X (mm):	-33.9 to 28.1
Bounding Box – Y (mm):	-1.5 to 6.5
Centroid – X (mm) :	0.0
Centroid – Y (mm) :	0.0
Moments of inertia – X (mm⁴) :	367.5
Moments of inertia – Y (mm⁴) :	26487.8
Product of inertia – XY (mm⁴) :	-416.4
Radii of gyration – X (mm) :	1.9
Radii of gyration – Y (mm) :	16.4
Principal moments along X–Y (mm⁴) :	360.9 along [1.0 0.0]
Principal moments along Y–X (mm⁴) :	26494.4 along [0.0 1.0]
Elastic Modulus – Zx (mm³):	I / y-max= 56.5
Elastic Modulus – Zy (mm³):	J / x-max= 780.7

A09 --- ALUMINIUM CAP | COATING --- PVF2 COATING

GRADE --- 6063 T5

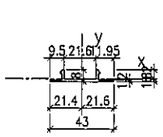

MASS PROPERTIES (UNIT)	VALUES
Area (mm²) :	78.5
Perimeter (mm) :	114.5
Bounding Box – X (mm):	-21.4 to 21.6
Bounding Box – Y (mm):	-1.8 to 6.2
Centroid – X (mm) :	0.0
Centroid – Y (mm) :	0.0
Moments of inertia – X (mm⁴) :	340.2
Moments of inertia – Y (mm⁴) :	10718.4
Product of inertia – XY (mm⁴) :	94.9
Radii of gyration – X (mm) :	2.1
Radii of gyration – Y (mm) :	11.7
Principal moments along X–Y (mm⁴) :	339.3 along [1.0 0.0]
Principal moments along Y–X (mm⁴) :	10719.3 along [0.0 1.0]
Elastic Modulus – Zx (mm³):	I / y-max= 54.4
Elastic Modulus – Zy (mm³):	J / x-max= 496.3

A10--- ALUMINIUM SLEEVE | COATING --- N/A FINISHED

GRADE --- 6061 T6

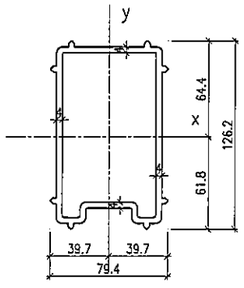

MASS PROPERTIES (UNIT)	VALUES
Area (mm²) :	1610.0
Perimeter (mm) :	796.5
Bounding Box – X (mm):	-39.7 to 39.7
Bounding Box – Y (mm):	-61.8 to 64.4
Centroid – X (mm) :	0.0
Centroid – Y (mm) :	0.0
Moments of inertia – X (mm⁴) :	3033893.6
Moments of inertia – Y (mm⁴) :	1355281.8
Product of inertia – XY (mm⁴) :	0.0
Radii of gyration – X (mm) :	43.4
Radii of gyration – Y (mm) :	29.0
Principal moments along X–Y (mm⁴) :	3033893.6 along [1.0 0.0]
Principal moments along Y–X (mm⁴) :	1355281.8 along [0.0 1.0]
Elastic Modulus – Zx (mm³):	I / y-max= 47097.3
Elastic Modulus – Zy (mm³):	J / x-max= 34138.1

A11--- ALUMINIUM SLEEVE | COATING --- N/A FINISHED

GRADE --- 6061 T6

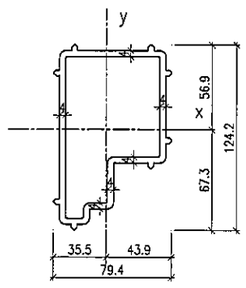

MASS PROPERTIES (UNIT)	VALUES
Area (mm²) :	1513.2
Perimeter (mm) :	748.1
Bounding Box – X (mm):	-35.5 to 43.9
Bounding Box – Y (mm):	-67.3 to 56.9
Centroid – X (mm) :	0.0
Centroid – Y (mm) :	0.0
Moments of inertia – X (mm⁴) :	2280153.3
Moments of inertia – Y (mm⁴) :	1114388.9
Product of inertia – XY (mm⁴) :	-380553.7
Radii of gyration – X (mm) :	38.8
Radii of gyration – Y (mm) :	27.1
Principal moments along X–Y (mm⁴) :	2393383.7 along [1.0 -0.3]
Principal moments along Y–X (mm⁴) :	1001158.5 along [0.3 1.0]
Elastic Modulus – Zx (mm³):	I / y-max= 33883.4
Elastic Modulus – Zy (mm³):	J / x-max= 25407.2

A12--- ALUMINIUM SLEEVE | COATING --- N/A FINISHED

GRADE --- 6061 T6

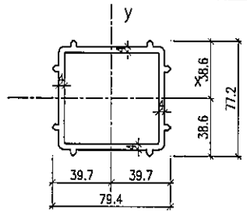

MASS PROPERTIES (UNIT)	VALUES
Area (mm²) :	1150.1
Perimeter (mm) :	568.7
Bounding Box – X (mm):	-39.7 to 39.7
Bounding Box – Y (mm):	-38.6 to 38.6
Centroid – X (mm) :	0.0
Centroid – Y (mm) :	0.0
Moments of inertia – X (mm⁴) :	832674.0
Moments of inertia – Y (mm⁴) :	888679.5
Product of inertia – XY (mm⁴) :	0.0
Radii of gyration – X (mm) :	26.9
Radii of gyration – Y (mm) :	27.8
Principal moments along X–Y (mm⁴) :	832674.0 along [1.0 0.0]
Principal moments along Y–X (mm⁴) :	888679.5 along [0.0 1.0]
Elastic Modulus – Zx (mm³):	I / y-max= 21571.9
Elastic Modulus – Zy (mm³):	J / x-max= 22384.9

A13--- ALUMINIUM SLEEVE | COATING --- N/A FINISHED

GRADE --- 6061 T6

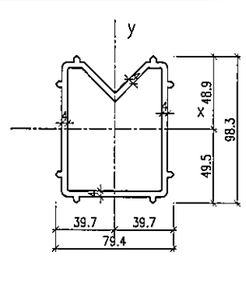

MASS PROPERTIES (UNIT)	VALUES
Area (mm²) :	1391.1
Perimeter (mm) :	689.2
Bounding Box – X (mm):	-39.7 to 39.7
Bounding Box – Y (mm):	-49.5 to 48.9
Centroid – X (mm) :	0.0
Centroid – Y (mm) :	0.0
Moments of inertia – X (mm⁴) :	1512584.9
Moments of inertia – Y (mm⁴) :	1092190.4
Product of inertia – XY (mm⁴) :	0.0
Radii of gyration – X (mm) :	33.0
Radii of gyration – Y (mm) :	28.0
Principal moments along X–Y (mm⁴) :	1512584.9 along [1.0 0.0]
Principal moments along Y–X (mm⁴) :	1092190.4 along [0.0 1.0]
Elastic Modulus – Zx (mm³):	I / y-max= 30570.9
Elastic Modulus – Zy (mm³):	J / x-max= 27511.1

A14--- ALUMINIUM CAPPING | COATING --- N/A FINISHED

GRADE --- 6063 T6

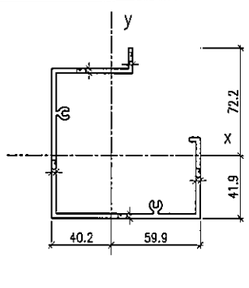

MASS PROPERTIES (UNIT)	VALUES
Area (mm²) :	1035.4
Perimeter (mm) :	703.8
Bounding Box – X (mm):	-40.2 to 59.9
Bounding Box – Y (mm):	-41.9 to 72.2
Centroid – X (mm) :	0.0
Centroid – Y (mm) :	0.0
Moments of inertia – X (mm⁴) :	1566832.4
Moments of inertia – Y (mm⁴) :	1420341.0
Product of inertia – XY (mm⁴) :	485422.7
Radii of gyration – X (mm) :	38.9
Radii of gyration – Y (mm) :	37.0
Principal moments along X–Y (mm⁴) :	1984504.3 along [0.8 0.7]
Principal moments along Y–X (mm⁴) :	1002669.1 along [-0.7 0.8]
Elastic Modulus – Zx (mm³):	I / y-max= 21697.1
Elastic Modulus – Zy (mm³):	J / x-max= 23696.2

B.D. REF :

CLIENT :
信和置業有限公司
Sino Land Company Limited

ARCHITECT : WONG TUNG & PARTNERS LIMITED ARCHITECTS & PLANNERS

MAIN CONTRACTOR :
CR Construction Company Limited

STRUCTURAL ENGINEER :
AECOM

FACADE CONSULTANT:
AECOM

NOTE :
1. ALL DIMENSIONS ARE IN mm.
2. ALL ELEVATIONS ARE VIEWED FROM OUTSIDE.
3. ALL DIMENSIONS TO BE VERIFIED ON SITE BEFORE FABRICATION.

LEGEND :
X1 / X001 — DETAIL MARK NO. / REFER SHEET NO.
1. F.F.L. --FINISHED FLOOR LEVEL
2. S.F.L. --STRUCTURAL FLOOR LEVEL
3. (/P) --REVERSED DETAIL

NO.	DATE	REVISED	BY
C	22/12/2018	GENERAL REVISED	
B	25/11/2018	GENERAL REVISED	
A	10/9/2018	GENERAL REVISED	

JOB NO. : J-837

PROJECT :
URA KWUN TONG TOWN CENTRE REDEVELOPMENT (AREA 2 & 3) AT NKIL 6514, KWUN TONG, KWLOON

TITLE :
TYPICAL MULLION DETAIL FOR CURTAIN WALL

DATE : 13-JUL-18 | SCALE : 1:2 (A1)

DRAWN BY : ASING | CHECKED BY : –

美特鋁質有限公司
MIDI ALUMINIUM FABRICATOR LTD.
Units 6-8, Sunray Industrial Centre, 1/F
610 Cha Kwo Ling Road, Kowloon
Tel:23489211-4 Fax:(852)27727666

DWG NO. : J837-CW-ML02 | REV. : C

A15 --- ALUMINIUM ADAPTER

COATING --- N/A FINISHED

GRADE --- 6063 T6

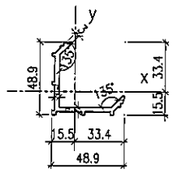

MASS PROPERTIES (UNIT)	VALUES
Area (mm²) :	315.6
Perimeter (mm) :	227.1
Bounding Box – X (mm):	–15.5 to 33.4
Bounding Box – Y (mm):	–15.5 to 33.4
Centroid – X (mm) :	0.0
Centroid – Y (mm) :	0.0
Moments of inertia – X (mm⁴) :	71527.2
Moments of inertia – Y (mm⁴) :	71527.2
Product of inertia – XY (mm⁴) :	–35469.7
Radii of gyration – X (mm) :	15.1
Radii of gyration – Y (mm) :	15.1
Principal moments along X–Y (mm⁴) :	36057.4 along [0.7 –0.7]
Principal moments along Y–X (mm⁴) :	106996.9 along [0.7 0.7]
Elastic Modulus – Zx (mm³):	I / y-max= 2142.2
Elastic Modulus – Zy (mm³):	J / x-max= 2142.2

A16 --- ALUMINIUM CAP

COATING --- PVF2 COATING

GRADE --- 6063 T5

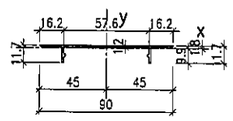

MASS PROPERTIES (UNIT)	VALUES
Area (mm²) :	135.5
Perimeter (mm) :	224.1
Bounding Box – X (mm):	–45.0 to 45.0
Bounding Box – Y (mm):	–9.9 to 1.8
Centroid – X (mm) :	0.0
Centroid – Y (mm) :	0.0
Moments of inertia – X (mm⁴) :	1029.5
Moments of inertia – Y (mm⁴) :	94802.7
Product of inertia – XY (mm⁴) :	0.0
Radii of gyration – X (mm) :	2.8
Radii of gyration – Y (mm) :	26.5
Principal moments along X–Y (mm⁴) :	1029.5 along [1.0 0.0]
Principal moments along Y–X (mm⁴) :	94802.7 along [0.0 1.0]
Elastic Modulus – Zx (mm³):	I / y-max= 104.5
Elastic Modulus – Zy (mm³):	J / x-max= 2106.7

A17 --- ALUMINIUM BAR

COATING --- PVF2 COATING

GRADE --- 6061 T6

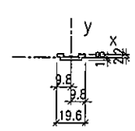

MASS PROPERTIES (UNIT)	VALUES
Area (mm²) :	51.2
Perimeter (mm) :	47.6
Bounding Box – X (mm):	–9.8 to 9.8
Bounding Box – Y (mm):	–1.8 to 2.2
Centroid – X (mm) :	0.0
Centroid – Y (mm) :	0.0
Moments of inertia – X (mm⁴) :	59.4
Moments of inertia – Y (mm⁴) :	1508.7
Product of inertia – XY (mm⁴) :	0.0
Radii of gyration – X (mm) :	1.1
Radii of gyration – Y (mm) :	5.4
Principal moments along X–Y (mm⁴) :	59.4 along [1.0 0.0]
Principal moments along Y–X (mm⁴) :	1508.7 along [0.0 1.0]
Elastic Modulus – Zx (mm³):	I / y-max= 26.9
Elastic Modulus – Zy (mm³):	J / x-max= 153.9

S01 --- ALUMINIUM ADAPTER

COATING --- PVF2 COATING

GRADE --- 6063 T6

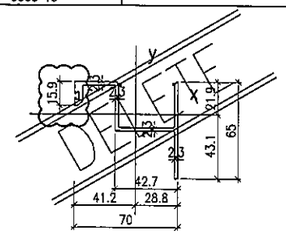

MASS PROPERTIES (UNIT)	VALUES
Area (mm²) :	432.3
Perimeter (mm) :	369.4
Bounding Box – X (mm):	–41.2 to 28.8
Bounding Box – Y (mm):	–43.1 to 21.9
Centroid – X (mm) :	0.0
Centroid – Y (mm) :	0.0
Moments of inertia – X (mm⁴) :	125442.4
Moments of inertia – Y (mm⁴) :	275101.2
Product of inertia – XY (mm⁴) :	–119565.0
Radii of gyration – X (mm) :	17.0
Radii of gyration – Y (mm) :	25.2
Principal moments along X–Y (mm⁴) :	59221.4 along [0.9 –0.5]
Principal moments along Y–X (mm⁴) :	341322.2 along [0.5 0.9]
Elastic Modulus – Zx (mm³):	I / y-max= 2910.1
Elastic Modulus – Zy (mm³):	J / x-max= 5675.8

S02 --ALUMINIUM DOOR FRAME

COATING --- PVF2 COATING

GRADE --- 6063 T6

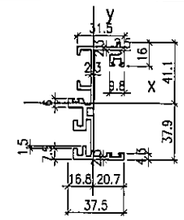

MASS PROPERTIES (UNIT)	VALUES
Area (mm²) :	587.9
Perimeter (mm) :	494.5
Bounding Box – X (mm):	–16.8 to 20.7
Bounding Box – Y (mm):	–37.9 to 41.1
Centroid – X (mm) :	0.0
Centroid – Y (mm) :	0.0
Moments of inertia – X (mm⁴) :	408805.4
Moments of inertia – Y (mm⁴) :	55024.6
Product of inertia – XY (mm⁴) :	44223.2
Radii of gyration – X (mm) :	26.4
Radii of gyration – Y (mm) :	9.7
Principal moments along X–Y (mm⁴) :	49580.4 along [0.1 1.0]
Principal moments along Y–X (mm⁴) :	414249.6 along [–1.0 0.1]
Elastic Modulus – Zx (mm³):	I / y-max= 9943.6
Elastic Modulus – Zy (mm³):	J / x-max= 2652.8

S03 --- ALUMINIUM ADAPTER

COATING --- PVF2 COATING

GRADE --- 6063 T6

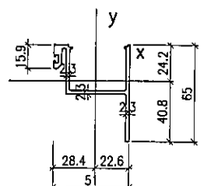

MASS PROPERTIES (UNIT)	VALUES
Area (mm²) :	388.6
Perimeter (mm) :	331.4
Bounding Box – X (mm):	–28.4 to 22.6
Bounding Box – Y (mm):	–40.8 to 24.2
Centroid – X (mm) :	0.0
Centroid – Y (mm) :	0.0
Moments of inertia – X (mm⁴) :	104504.4
Moments of inertia – Y (mm⁴) :	154744.3
Product of inertia – XY (mm⁴) :	–71275.1
Radii of gyration – X (mm) :	16.4
Radii of gyration – Y (mm) :	20.0
Principal moments along X–Y (mm⁴) :	54052.2 along [0.8 –0.6]
Principal moments along Y–X (mm⁴) :	205196.5 along [0.6 0.8]
Elastic Modulus – Zx (mm³):	I / y-max= 2563.1
Elastic Modulus – Zy (mm³):	J / x-max= 5440.7

S04 --ALUMINIUM DOOR FRAME

COATING --- PVF2 COATING

GRADE --- 6063 T6

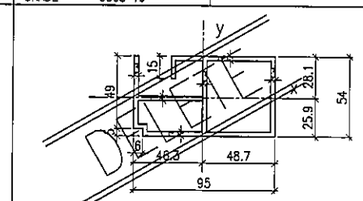

MASS PROPERTIES (UNIT)	VALUES
Area (mm²) :	1098.0
Perimeter (mm) :	732.6
Bounding Box – X (mm):	–46.3 to 48.7
Bounding Box – Y (mm):	–25.9 to 28.1
Centroid – X (mm) :	0.0
Centroid – Y (mm) :	0.0
Moments of inertia – X (mm⁴) :	416678.4
Moments of inertia – Y (mm⁴) :	1054801.2
Product of inertia – XY (mm⁴) :	41128.1
Radii of gyration – X (mm) :	19.5
Radii of gyration – Y (mm) :	31.0
Principal moments along X–Y (mm⁴) :	414237.8 along [1.0 0.1]
Principal moments along Y–X (mm⁴) :	1057441.9 along [–0.1 1.0]
Elastic Modulus – Zx (mm³):	I / y-max= 14840.4
Elastic Modulus – Zy (mm³):	J / x-max= 21644.0

S05 --- ALUMINIUM FRAME

COATING --- PVF2 COATING

GRADE --- 6063 T6

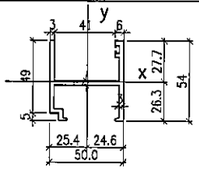

MASS PROPERTIES (UNIT)	VALUES
Area (mm²) :	504.5
Perimeter (mm) :	348.1
Bounding Box – X (mm):	–25.4 to 24.6
Bounding Box – Y (mm):	–26.3 to 27.7
Centroid – X (mm) :	0.0
Centroid – Y (mm) :	0.0
Moments of inertia – X (mm⁴) :	102891.8
Moments of inertia – Y (mm⁴) :	215062.9
Product of inertia – XY (mm⁴) :	–13391.3
Radii of gyration – X (mm) :	14.3
Radii of gyration – Y (mm) :	20.6
Principal moments along X–Y (mm⁴) :	101315.2 along [1.0 0.1]
Principal moments along Y–X (mm⁴) :	216639.4 along [–0.1 1.0]
Elastic Modulus – Zx (mm³):	I / y-max= 3711.5
Elastic Modulus – Zy (mm³):	J / x-max= 8464.2

S06 --- ALUMINIUM ADAPTER

COATING --- PVF2 COATING

GRADE --- 6063 T6

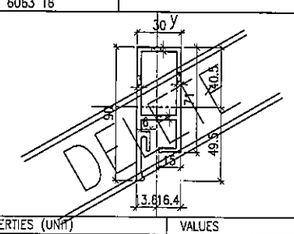

MASS PROPERTIES (UNIT)	VALUES
Area (mm²) :	707.2
Perimeter (mm) :	480.2
Bounding Box – X (mm):	–13.6 to 16.4
Bounding Box – Y (mm):	–49.5 to 40.5
Centroid – X (mm) :	0.0
Centroid – Y (mm) :	0.0
Moments of inertia – X (mm⁴) :	459441.1
Moments of inertia – Y (mm⁴) :	99079.8
Product of inertia – XY (mm⁴) :	35988.4
Radii of gyration – X (mm) :	25.5
Radii of gyration – Y (mm) :	11.8
Principal moments along X–Y (mm⁴) :	95520.9 along [0.1 1.0]
Principal moments along Y–X (mm⁴) :	463000.0 along [–1.0 0.1]
Elastic Modulus – Zx (mm³):	I / y-max= 9285.8
Elastic Modulus – Zy (mm³):	J / x-max= 6046.4

S07 --- ALUMINIUM ADAPTER

COATING --- PVF2 COATING

GRADE --- 6063 T5

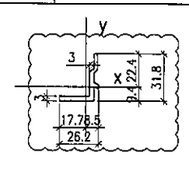

MASS PROPERTIES (UNIT)	VALUES
Area (mm²) :	156.3
Perimeter (mm) :	116.4
Bounding Box – X (mm):	–17.7 to 8.5
Bounding Box – Y (mm):	–9.4 to 22.4
Centroid – X (mm) :	0.0
Centroid – Y (mm) :	0.0
Moments of inertia – X (mm⁴) :	13005.1
Moments of inertia – Y (mm⁴) :	8019.9
Product of inertia – XY (mm⁴) :	6587.5
Radii of gyration – X (mm) :	9.1
Radii of gyration – Y (mm) :	7.2
Principal moments along X–Y (mm⁴) :	3469.2 along [0.6 0.8]
Principal moments along Y–X (mm⁴) :	17555.8 along [–0.8 0.6]
Elastic Modulus – Zx (mm³):	I / y-max= 581.5
Elastic Modulus – Zy (mm³):	J / x-max= 452.9

S08 --- ALUMINIUM ADAPTER

COATING --- PVF2 COATING

GRADE --- 6063 T6

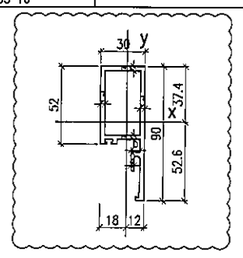

MASS PROPERTIES (UNIT)	VALUES
Area (mm²) :	630.7
Perimeter (mm) :	425.0
Bounding Box – X (mm):	–18.0 to 12.0
Bounding Box – Y (mm):	–52.6 to 37.4
Centroid – X (mm) :	0.0
Centroid – Y (mm) :	0.0
Moments of inertia – X (mm⁴) :	403620.5
Moments of inertia – Y (mm⁴) :	83564.6
Product of inertia – XY (mm⁴) :	–63394.8
Radii of gyration – X (mm) :	25.3
Radii of gyration – Y (mm) :	11.5
Principal moments along X–Y (mm⁴) :	71465.2 along [0.2 –1.0]
Principal moments along Y–X (mm⁴) :	415720.0 along [1.0 0.2]
Elastic Modulus – Zx (mm³):	I / y-max= 7676.3
Elastic Modulus – Zy (mm³):	J / x-max= 4647.2

S09 --- ALUMINIUM CAP

COATING --- PVF2 COATING

GRADE --- 6063 T5

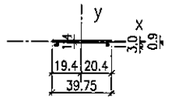

MASS PROPERTIES (UNIT)	VALUES
Area (mm²) :	61.3
Perimeter (mm) :	92.7
Bounding Box – X (mm):	–19.4 to 20.4
Bounding Box – Y (mm):	–3.0 to 0.9
Centroid – X (mm) :	0.0
Centroid – Y (mm) :	0.0
Moments of inertia – X (mm⁴) :	38.4
Moments of inertia – Y (mm⁴) :	8823.5
Product of inertia – XY (mm⁴) :	42.8
Radii of gyration – X (mm) :	0.8
Radii of gyration – Y (mm) :	12.0
Principal moments along X–Y (mm⁴) :	38.2 along [1.0 0.0]
Principal moments along Y–X (mm⁴) :	8823.7 along [0.0 1.0]
Elastic Modulus – Zx (mm³):	I / y-max= 12.9
Elastic Modulus – Zy (mm³):	J / x-max= 432.8

S10--- ALUMINIUM ADAPTER

COATING --- N/A FINISHED

GRADE --- 6063 T6

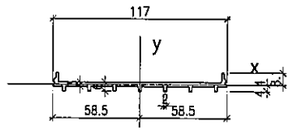

MASS PROPERTIES (UNIT)	VALUES
Area (mm²) :	415.1
Perimeter (mm) :	301.1
Bounding Box – X (mm):	–58.5 to 58.5
Bounding Box – Y (mm):	–4.4 to 8.1
Centroid – X (mm) :	0.0
Centroid – Y (mm) :	0.0
Moments of inertia – X (mm⁴) :	1191.9
Moments of inertia – Y (mm⁴) :	517216.1
Product of inertia – XY (mm⁴) :	0.0
Radii of gyration – X (mm) :	1.7
Radii of gyration – Y (mm) :	35.3
Principal moments along X–Y (mm⁴) :	1191.9 along [1.0 0.0]
Principal moments along Y–X (mm⁴) :	517216.1 along [0.0 1.0]
Elastic Modulus – Zx (mm³):	I / y-max= 148.0
Elastic Modulus – Zy (mm³):	J / x-max= 8841.3

S11--- ALUMINIUM CHANNEL

COATING --- PVF2 COATING

GRADE --- 6063 T6

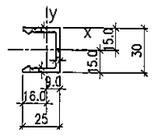

MASS PROPERTIES (UNIT)	VALUES
Area (mm²) :	224.8
Perimeter (mm) :	154.0
Bounding Box – X (mm):	–16.0 to 9.0
Bounding Box – Y (mm):	–15.0 to 15.0
Centroid – X (mm) :	0.0
Centroid – Y (mm) :	0.0
Moments of inertia – X (mm⁴) :	31228.0
Moments of inertia – Y (mm⁴) :	13928.5
Product of inertia – XY (mm⁴) :	0.0
Radii of gyration – X (mm) :	11.8
Radii of gyration – Y (mm) :	7.9
Principal moments along X–Y (mm⁴) :	31228.0 along [1.0 0.0]
Principal moments along Y–X (mm⁴) :	13928.5 along [0.0 1.0]
Elastic Modulus – Zx (mm³):	I / y-max= 2081.9
Elastic Modulus – Zy (mm³):	J / x-max= 871.6

S12 --- ALUMINIUM ADAPTER

COATING --- PVF2 COATING

GRADE --- 6063 T6

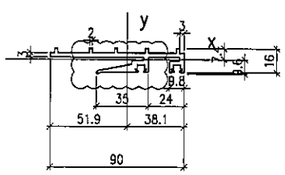

MASS PROPERTIES (UNIT)	VALUES
Area (mm²) :	500.8
Perimeter (mm) :	364.3
Bounding Box – X (mm):	–51.9 to 38.1
Bounding Box – Y (mm):	–9.6 to 7.4
Centroid – X (mm) :	0.0
Centroid – Y (mm) :	0.0
Moments of inertia – X (mm⁴) :	9631.4
Moments of inertia – Y (mm⁴) :	298985.8
Product of inertia – XY (mm⁴) :	–11984.1
Radii of gyration – X (mm) :	4.4
Radii of gyration – Y (mm) :	24.4
Principal moments along X–Y (mm⁴) :	9135.9 along [1.0 0.0]
Principal moments along Y–X (mm⁴) :	299481.3 along [0.0 1.0]
Elastic Modulus – Zx (mm³):	I / y-max= 1004.5
Elastic Modulus – Zy (mm³):	J / x-max= 755.3

B.D. REF :

CLIENT :
信和置業有限公司
Sino Land Company Limited

ARCHITECT :
WONG TUNG & PARTNERS LIMITED
ARCHITECTS & PLANNERS

MAIN CONTRACTOR :
CR Construction Company Limited

STRUCTURAL ENGINEER :
AECOM

FACADE CONSULTANT:
AECOM

NOTE :
1. ALL DIMENSIONS ARE IN mm.
2. ALL ELEVATIONS ARE VIEWED FROM OUTSIDE.
3. ALL DIMENSIONS TO BE VERIFIED ON SITE BEFORE FABRICATION.

LEGEND :
K1 / X001 — DETAIL MARK NO. / REFER SHEET NO.
1. F.F.L. --FINISHED FLOOR LEVEL
2. S.F.L. --STRUCTURAL FLOOR LEVEL
3. (R) --REVERSED DETAIL

NO.	DATE	REVISED	BY
C	22/12/2018	GENERAL REVISED	
B	25/11/2018	GENERAL REVISED	
A	10/9/2018	GENERAL REVISED	

JOB NO. : J-837

PROJECT :
URA KWUN TONG TOWN CENTRE REDEVELOPMENT (AREA 2 & 3) AT NKIL 6514, KWUN TONG, KWLOON

TITLE :
TYPICAL MULLION DETAIL FOR CURTAIN WALL

DATE : 13-JUL-18 | SCALE : 1:2 (A1)

DRAWN BY : ASING | CHECKED BY : –

美特鋁質有限公司
MIDI ALUMINIUM FABRICATOR LTD.
Units 6-8, Sunray Industrial Centre, 1/F
610 Cha Kwo Ling Road, Kowloon
Tel:23489211-4 Fax:(852)27727666

DWG NO. : J837-CW-ML03 | REV. : C

S13 --- ALUMINIUM FRAME

COATING --- PVF2 COATING

GRADE --- 6063 T6

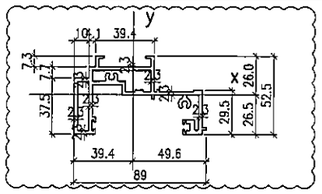

MASS PROPERTIES (UNIT)	VALUES
Area (mm²) :	806.8
Perimeter (mm) :	694.4
Bounding Box – X (mm):	−39.4 to 49.6
Bounding Box – Y (mm):	−26.5 to 26.0
Centroid – X (mm) :	0.0
Centroid – Y (mm) :	0.0
Moments of inertia – X (mm⁴) :	164020.9
Moments of inertia – Y (mm⁴) :	677485.9
Product of inertia – XY (mm⁴) :	−69017.6
Radii of gyration – X (mm) :	14.3
Radii of gyration – Y (mm) :	29.0
Principal moments along X–Y (mm⁴) :	154905.7 along [1.0 −0.1]
Principal moments along Y–X (mm⁴) :	686601.1 along [0.1 1.0]
Elastic Modulus – Zx (mm³):	I / y–max= 6184.8
Elastic Modulus – Zy (mm³):	J / x–max= 13649.7

S14--- ALUMINIUM ADAPTER

COATING --- PVF2 COATING

GRADE --- 6063 T6

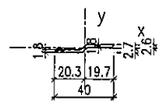

MASS PROPERTIES (UNIT)	VALUES
Area (mm²) :	71.0
Perimeter (mm) :	89.2
Bounding Box – X (mm):	−20.3 to 19.7
Bounding Box – Y (mm):	−2.7 to 2.6
Centroid – X (mm) :	0.0
Centroid – Y (mm) :	0.0
Moments of inertia – X (mm⁴) :	211.1
Moments of inertia – Y (mm⁴) :	8584.5
Product of inertia – XY (mm⁴) :	1080.2
Radii of gyration – X (mm) :	1.7
Radii of gyration – Y (mm) :	11.0
Principal moments along X–Y (mm⁴) :	74.0 along [1.0 0.1]
Principal moments along Y–X (mm⁴) :	8721.6 along [−0.1 1.0]
Elastic Modulus – Zx (mm³):	I / y–max= 76.8
Elastic Modulus – Zy (mm³):	J / x–max= 422.9

S15 --- ALUMINIUM FRAME

COATING --- PVF2 COATING

GRADE --- 6063 T6

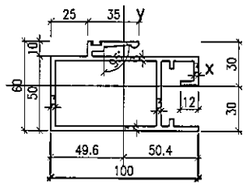

MASS PROPERTIES (UNIT)	VALUES
Area (mm²) :	1118.2
Perimeter (mm) :	740.4
Bounding Box – X (mm):	−49.6 to 50.4
Bounding Box – Y (mm):	−30.0 to 30.0
Centroid – X (mm) :	0.0
Centroid – Y (mm) :	0.0
Moments of inertia – X (mm⁴) :	522858.3
Moments of inertia – Y (mm⁴) :	1110423.9
Product of inertia – XY (mm⁴) :	−5881.7
Radii of gyration – X (mm) :	21.6
Radii of gyration – Y (mm) :	31.5
Principal moments along X–Y (mm⁴) :	522799.4 along [1.0 0.0]
Principal moments along Y–X (mm⁴) :	1110482.8 along [0.0 1.0]
Elastic Modulus – Zx (mm³):	I / y–max= 17415.6
Elastic Modulus – Zy (mm³):	J / x–max= 22036.5

S16 --- ALUMINIUM FRAME

COATING --- PVF2 COATING

GRADE --- 6063 T6

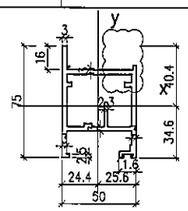

MASS PROPERTIES (UNIT)	VALUES
Area (mm²) :	781.6
Perimeter (mm) :	534.8
Bounding Box – X (mm):	−24.4 to 25.6
Bounding Box – Y (mm):	−34.6 to 40.4
Centroid – X (mm) :	0.0
Centroid – Y (mm) :	0.0
Moments of inertia – X (mm⁴) :	310946.5
Moments of inertia – Y (mm⁴) :	292012.6
Product of inertia – XY (mm⁴) :	−44107.8
Radii of gyration – X (mm) :	19.9
Radii of gyration – Y (mm) :	19.3
Principal moments along X–Y (mm⁴) :	256367.3 along [0.6 −0.8]
Principal moments along Y–X (mm⁴) :	346591.8 along [0.8 0.6]
Elastic Modulus – Zx (mm³):	I / y–max= 7696.0
Elastic Modulus – Zy (mm³):	J / x–max= 11405.0

S17 --- ALUMINIUM FRAME

COATING --- PVF2 COATING

GRADE --- 6063 T6

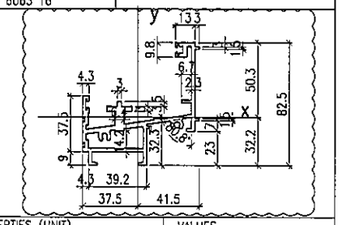

MASS PROPERTIES (UNIT)	VALUES
Area (mm²) :	913.6
Perimeter (mm) :	710.3
Bounding Box – X (mm):	−37.5 to 41.5
Bounding Box – Y (mm):	−32.2 to 50.3
Centroid – X (mm) :	0.0
Centroid – Y (mm) :	0.0
Moments of inertia – X (mm⁴) :	362102.9
Moments of inertia – Y (mm⁴) :	624155.8
Product of inertia – XY (mm⁴) :	278033.0
Radii of gyration – X (mm) :	19.9
Radii of gyration – Y (mm) :	26.1
Principal moments along X–Y (mm⁴) :	185769.2 along [0.8 0.5]
Principal moments along Y–X (mm⁴) :	800489.5 along [−0.5 0.8]
Elastic Modulus – Zx (mm³):	I / y–max= 7201.3
Elastic Modulus – Zy (mm³):	J / x–max= 15056.0

S18 --- ALUMINIUM FRAME

COATING --- PVF2 COATING

GRADE --- 6063 T6

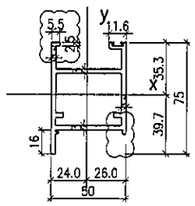

MASS PROPERTIES (UNIT)	VALUES
Area (mm²) :	734.9
Perimeter (mm) :	503.3
Bounding Box – X (mm):	−24.0 to 26.0
Bounding Box – Y (mm):	−39.7 to 35.3
Centroid – X (mm) :	0.0
Centroid – Y (mm) :	0.0
Moments of inertia – X (mm⁴) :	305916.2
Moments of inertia – Y (mm⁴) :	290062.0
Product of inertia – XY (mm⁴) :	41448.3
Radii of gyration – X (mm) :	20.4
Radii of gyration – Y (mm) :	19.9
Principal moments along X–Y (mm⁴) :	255789.6 along [0.6 0.8]
Principal moments along Y–X (mm⁴) :	340188.7 along [−0.8 0.6]
Elastic Modulus – Zx (mm³):	I / y–max= 7697.4
Elastic Modulus – Zy (mm³):	J / x–max= 11137.4

S19 --- ALUMINIUM FRAME

COATING --- PVF2 COATING

GRADE --- 6063 T6

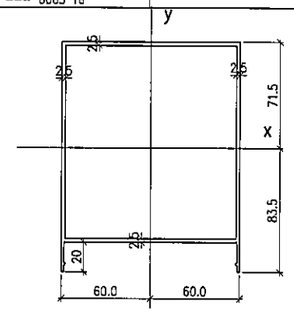

MASS PROPERTIES (UNIT)	VALUES
Area (mm²) :	1318.2
Perimeter (mm) :	1079.4
Bounding Box – X (mm):	−60.0 to 60.0
Bounding Box – Y (mm):	−83.5 to 71.5
Centroid – X (mm) :	0.0
Centroid – Y (mm) :	0.0
Moments of inertia – X (mm⁴) :	3937527.0
Moments of inertia – Y (mm⁴) :	3202308.7
Product of inertia – XY (mm⁴) :	−1.7
Radii of gyration – X (mm) :	54.7
Radii of gyration – Y (mm) :	49.3
Principal moments along X–Y (mm⁴) :	3202308.7 along [0.0 −1.0]
Principal moments along Y–X (mm⁴) :	3937527.0 along [1.0 0.0]
Elastic Modulus – Zx (mm³):	I / y–max= 47154.8
Elastic Modulus – Zy (mm³):	J / x–max= 53371.8

S20 --- ALUMINIUM CAP

COATING --- PVF2 COATING

GRADE --- 6063 T6

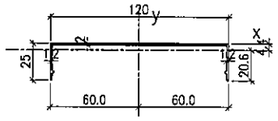

MASS PROPERTIES (UNIT)	VALUES
Area (mm²) :	204.7
Perimeter (mm) :	338.7
Bounding Box – X (mm):	−60.0 to 60.0
Bounding Box – Y (mm):	−20.6 to 4.4
Centroid – X (mm) :	0.0
Centroid – Y (mm) :	0.0
Moments of inertia – X (mm⁴) :	9939.5
Moments of inertia – Y (mm⁴) :	386691.0
Product of inertia – XY (mm⁴) :	0.0
Radii of gyration – X (mm) :	7.0
Radii of gyration – Y (mm) :	43.5
Principal moments along X–Y (mm⁴) :	9939.5 along [1.0 0.0]
Principal moments along Y–X (mm⁴) :	386691.0 along [0.0 1.0]
Elastic Modulus – Zx (mm³):	I / y–max= 483.0
Elastic Modulus – Zy (mm³):	J / x–max= 6444.8

S21 --ALUMINIUM DOOR FRAME

COATING --- PVF2 COATING

GRADE --- 6063 T6

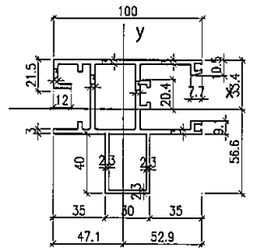

MASS PROPERTIES (UNIT)	VALUES
Area (mm²) :	1314.2
Perimeter (mm) :	934.9
Bounding Box – X (mm):	−47.1 to 52.9
Bounding Box – Y (mm):	−56.6 to 33.4
Centroid – X (mm) :	0.0
Centroid – Y (mm) :	0.0
Moments of inertia – X (mm⁴) :	960762.3
Moments of inertia – Y (mm⁴) :	911183.7
Product of inertia – XY (mm⁴) :	−67871.1
Radii of gyration – X (mm) :	27.0
Radii of gyration – Y (mm) :	26.3
Principal moments along X–Y (mm⁴) :	863716.6 along [0.6 −0.8]
Principal moments along Y–X (mm⁴) :	1008229.5 along [0.8 0.6]
Elastic Modulus – Zx (mm³):	I / y–max= 16965.1
Elastic Modulus – Zy (mm³):	J / x–max= 17234.9

S22 --ALUMINIUM DOOR FRAME

COATING --- PVF2 COATING

GRADE --- 6063 T6

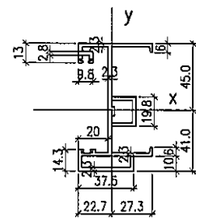

MASS PROPERTIES (UNIT)	VALUES
Area (mm²) :	722.2
Perimeter (mm) :	624.6
Bounding Box – X (mm):	−22.7 to 27.3
Bounding Box – Y (mm):	−41.0 to 45.0
Centroid – X (mm) :	0.0
Centroid – Y (mm) :	0.0
Moments of inertia – X (mm⁴) :	691729.7
Moments of inertia – Y (mm⁴) :	119050.5
Product of inertia – XY (mm⁴) :	−13886.6
Radii of gyration – X (mm) :	30.9
Radii of gyration – Y (mm) :	12.8
Principal moments along X–Y (mm⁴) :	118714.0 along [0.0 −1.0]
Principal moments along Y–X (mm⁴) :	692066.3 along [1.0 0.0]
Elastic Modulus – Zx (mm³):	I / y–max= 15363.9
Elastic Modulus – Zy (mm³):	J / x–max= 4367.7

F01 --- ALUMINIUM FRAME

COATING --- PVF2 COATING

GRADE --- 6063 T6

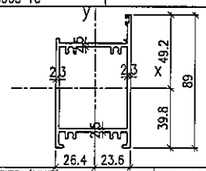

MASS PROPERTIES (UNIT)	VALUES
Area (mm²) :	683.0
Perimeter (mm) :	589.8
Bounding Box – X (mm):	−26.4 to 23.6
Bounding Box – Y (mm):	−39.8 to 49.2
Centroid – X (mm) :	0.0
Centroid – Y (mm) :	0.0
Moments of inertia – X (mm⁴) :	478758.1
Moments of inertia – Y (mm⁴) :	272129.5
Product of inertia – XY (mm⁴) :	39011.0
Radii of gyration – X (mm) :	26.5
Radii of gyration – Y (mm) :	20.0
Principal moments along X–Y (mm⁴) :	265009.6 along [0.2 1.0]
Principal moments along Y–X (mm⁴) :	485878.0 along [−1.0 0.2]
Elastic Modulus – Zx (mm³):	I / y–max= 9725.7
Elastic Modulus – Zy (mm³):	J / x–max= 10306.8

F02 --- ALUMINIUM FRAME

COATING --- PVF2 COATING

GRADE --- 6063 T6

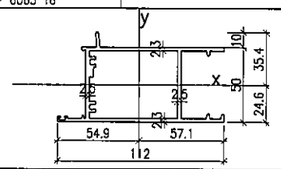

MASS PROPERTIES (UNIT)	VALUES
Area (mm²) :	798.0
Perimeter (mm) :	673.5
Bounding Box – X (mm):	−54.9 to 57.1
Bounding Box – Y (mm):	−24.6 to 35.4
Centroid – X (mm) :	0.0
Centroid – Y (mm) :	0.0
Moments of inertia – X (mm⁴) :	347248.5
Moments of inertia – Y (mm⁴) :	794896.0
Product of inertia – XY (mm⁴) :	16459.1
Radii of gyration – X (mm) :	20.9
Radii of gyration – Y (mm) :	31.6
Principal moments along X–Y (mm⁴) :	346644.1 along [1.0 0.0]
Principal moments along Y–X (mm⁴) :	795500.4 along [0.0 1.0]
Elastic Modulus – Zx (mm³):	I / y–max= 9800.7
Elastic Modulus – Zy (mm³):	J / x–max= 13914.4

F03 --- ALUMINIUM FRAME

COATING --- PVF2 COATING

GRADE --- 6063 T5

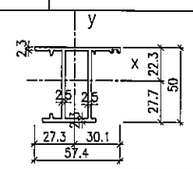

MASS PROPERTIES (UNIT)	VALUES
Area (mm²) :	456.6
Perimeter (mm) :	388.9
Bounding Box – X (mm):	−27.3 to 30.1
Bounding Box – Y (mm):	−27.7 to 22.3
Centroid – X (mm) :	0.0
Centroid – Y (mm) :	0.0
Moments of inertia – X (mm⁴) :	164379.8
Moments of inertia – Y (mm⁴) :	68530.4
Product of inertia – XY (mm⁴) :	13535.1
Radii of gyration – X (mm) :	19.0
Radii of gyration – Y (mm) :	12.3
Principal moments along X–Y (mm⁴) :	66555.7 along [0.1 1.0]
Principal moments along Y–X (mm⁴) :	166254.4 along [−1.0 0.1]
Elastic Modulus – Zx (mm³):	I / y–max= 5923.9
Elastic Modulus – Zy (mm³):	J / x–max= 2274.5

F04 ---ALUMINIUM DOOR SASH

COATING --- PVF2 COATING

GRADE --- 6063 T6

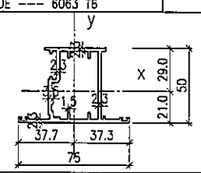

MASS PROPERTIES (UNIT)	VALUES
Area (mm²) :	540.9
Perimeter (mm) :	488.4
Bounding Box – X (mm):	−37.7 to 37.3
Bounding Box – Y (mm):	−21.0 to 29.0
Centroid – X (mm) :	0.0
Centroid – Y (mm) :	0.0
Moments of inertia – X (mm⁴) :	195925.8
Moments of inertia – Y (mm⁴) :	158048.3
Product of inertia – XY (mm⁴) :	7238.9
Radii of gyration – X (mm) :	19.0
Radii of gyration – Y (mm) :	17.1
Principal moments along X–Y (mm⁴) :	156712.0 along [0.2 1.0]
Principal moments along Y–X (mm⁴) :	197262.1 along [−1.0 0.2]
Elastic Modulus – Zx (mm³):	I / y–max= 6756.5
Elastic Modulus – Zy (mm³):	J / x–max= 4193.3

F05--- ALUMINIUM FRAME

COATING --- PVF2 COATING

GRADE --- 6063 T5

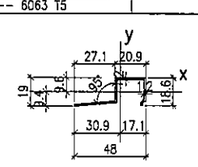

MASS PROPERTIES (UNIT)	VALUES
Area (mm²) :	91.3
Perimeter (mm) :	166.3
Bounding Box – X (mm):	−30.9 to 17.1
Bounding Box – Y (mm):	−9.4 to 9.6
Centroid – X (mm) :	0.0
Centroid – Y (mm) :	0.0
Moments of inertia – X (mm⁴) :	4553.4
Moments of inertia – Y (mm⁴) :	17717.5
Product of inertia – XY (mm⁴) :	5112.6
Radii of gyration – X (mm) :	7.1
Radii of gyration – Y (mm) :	13.9
Principal moments along X–Y (mm⁴) :	2801.1 along [0.9 0.3]
Principal moments along Y–X (mm⁴) :	19469.9 along [−0.3 0.9]
Elastic Modulus – Zx (mm³):	I / y–max= 476.8
Elastic Modulus – Zy (mm³):	J / x–max= 572.8

B.D. REF :

CLIENT :

信和置業有限公司
Sino Land Company Limited

ARCHITECT : WONG TUNG & PARTNERS LIMITED ARCHITECTS & PLANNERS

MAIN CONTRACTOR :

CR Construction Company Limited

STRUCTURAL ENGINEER : AECOM

FACADE CONSULTANT: AECOM

NOTE :

1. ALL DIMENSIONS ARE IN mm.
2. ALL ELEVATIONS ARE VIEWED FROM OUTSIDE.
3. ALL DIMENSIONS TO BE VERIFIED ON SITE BEFORE FABRICATION.

LEGEND :

X1 / X001 — DETAIL MARK NO. / REFER SHEET NO.

1. F.F.L. --FINISHED FLOOR LEVEL
2. S.F.L. --STRUCTURAL FLOOR LEVEL
3. (F/R) --REVERSED DETAIL

NO.	DATE	REVISED	BY
C	22/12/2018	GENERAL REVISED	
B	25/11/2018	GENERAL REVISED	
A	10/9/2018	GENERAL REVISED	

JOB NO. : J-837

PROJECT :
URA KWUN TONG TOWN CENTRE REDEVELOPMENT (AREA 2 & 3) AT NKIL 6514, KWUN TONG, KWLOON

TITLE :
TYPICAL MULLION DETAIL FOR CURTAIN WALL

DATE : 13-JUL-18 | SCALE : 1:2 (A1)

DRAWN BY : ASING | CHECKED BY : –

美特鋁質有限公司 MIDI ALUMINIUM FABRICATOR LTD.
Units 6-8, Sunray Industrial Centre, 1/F
610 Cha Kwo Ling Road, Kowloon
Tel:23489211-4 Fax:(852)27727666

DWG NO. : J837-CW-ML04 | REV. : C

AB01--- ALUMINIUM BRACKET	COATING --- N/A FINISHED
GRADE --- 6061 T5	

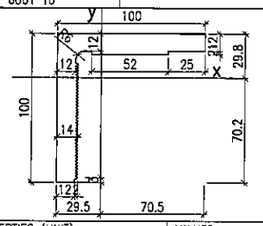

MASS PROPERTIES (UNIT)	VALUES
Area (mm²) :	2465.2
Perimeter (mm) :	464.1
Bounding Box – X (mm):	−29.5 to 70.5
Bounding Box – Y (mm):	−70.2 to 29.8
Centroid – X (mm) :	0.0
Centroid – Y (mm) :	0.0
Moments of inertia – X (mm⁴) :	2263878.7
Moments of inertia – Y (mm⁴) :	2192677.8
Product of inertia – XY (mm⁴) :	1315331.7
Radii of gyration – X (mm) :	30.3
Radii of gyration – Y (mm) :	29.8
Principal moments along X–Y (mm⁴) :	912464.8 along [0.7 0.7]
Principal moments along Y–X (mm⁴) :	3544091.7 along [−0.7 0.7]
Elastic Modulus – Zx (mm³):	I / y-max= 32262.0
Elastic Modulus – Zy (mm³):	J / x-max= 31110.8

AB2--- ALUM. SERRATE PLATE	COATING --- N/A FINISHED
GRADE --- 6061 T6	

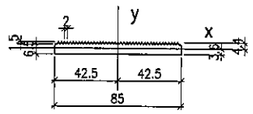

MASS PROPERTIES (UNIT)	VALUES
Area (mm²) :	613.6
Perimeter (mm) :	248.0
Bounding Box – X (mm):	−42.5 to 42.5
Bounding Box – Y (mm):	−3.6 to 4.4
Centroid – X (mm) :	0.0
Centroid – Y (mm) :	0.0
Moments of inertia – X (mm⁴) :	2728.1
Moments of inertia – Y (mm⁴) :	366334.2
Product of inertia – XY (mm⁴) :	0.0
Radii of gyration – X (mm) :	2.1
Radii of gyration – Y (mm) :	24.4
Principal moments along X–Y (mm⁴) :	2728.1 along [1.0 0.0]
Principal moments along Y–X (mm⁴) :	366334.2 along [0.0 1.0]
Elastic Modulus – Zx (mm³):	I / y-max= 623.4
Elastic Modulus – Zy (mm³):	J / x-max= 8619.6

AB4--- ALUM. ANGLE BRACKET	COATING --- N/A FINISHED
GRADE --- 6061 T6	

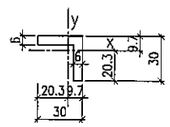

MASS PROPERTIES (UNIT)	VALUES
Area (mm²) :	324.0
Perimeter (mm) :	120.0
Bounding Box – X (mm):	−20.3 to 9.7
Bounding Box – Y (mm):	−20.3 to 9.7
Centroid – X (mm) :	0.0
Centroid – Y (mm) :	0.0
Moments of inertia – X (mm⁴) :	25452.0
Moments of inertia – Y (mm⁴) :	25452.0
Product of inertia – XY (mm⁴) :	−14400.0
Radii of gyration – X (mm) :	8.9
Radii of gyration – Y (mm) :	8.9
Principal moments along X–Y (mm⁴) :	11052.0 along [0.7 −0.7]
Principal moments along Y–X (mm⁴) :	39852.0 along [0.7 0.7]
Elastic Modulus – Zx (mm³):	I / y-max= 1251.7
Elastic Modulus – Zy (mm³):	J / x-max= 1251.7

AB5--- ALUM. ANGLE BRACKET	COATING --- N/A FINISHED
GRADE --- 6061 T6	

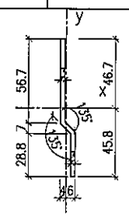

MASS PROPERTIES (UNIT)	VALUES
Area (mm²) :	324.0
Perimeter (mm) :	120.0
Bounding Box – X (mm):	−20.3 to 9.7
Bounding Box – Y (mm):	−20.3 to 9.7
Centroid – X (mm) :	0.0
Centroid – Y (mm) :	0.0
Moments of inertia – X (mm⁴) :	25452.0
Moments of inertia – Y (mm⁴) :	25452.0
Product of inertia – XY (mm⁴) :	−14400.0
Radii of gyration – X (mm) :	8.9
Radii of gyration – Y (mm) :	8.9
Principal moments along X–Y (mm⁴) :	11052.0 along [0.7 −0.7]
Principal moments along Y–X (mm⁴) :	39852.0 along [0.7 0.7]
Elastic Modulus – Zx (mm³):	I / y-max= 1251.7
Elastic Modulus – Zy (mm³):	J / x-max= 1251.7

AB6---ALUM. SERRATE WASHER	COATING --- N/A FINISHED
GRADE --- 6061 T6	

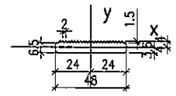

MASS PROPERTIES (UNIT)	VALUES
Area (mm²) :	343.7
Perimeter (mm) :	143.2
Bounding Box – X (mm):	−24.0 to 24.0
Bounding Box – Y (mm):	−3.6 to 4.4
Centroid – X (mm) :	0.0
Centroid – Y (mm) :	0.0
Moments of inertia – X (mm⁴) :	1509.7
Moments of inertia – Y (mm⁴) :	64737.2
Product of inertia – XY (mm⁴) :	0.0
Radii of gyration – X (mm) :	2.1
Radii of gyration – Y (mm) :	13.7
Principal moments along X–Y (mm⁴) :	1509.7 along [1.0 0.0]
Principal moments along Y–X (mm⁴) :	64737.2 along [0.0 1.0]
Elastic Modulus – Zx (mm³):	I / y-max= 344.2
Elastic Modulus – Zy (mm³):	J / x-max= 2697.4

AB7--- ALUM. ANGLE BRACKET	COATING --- N/A FINISHED
GRADE --- 6063 T5	

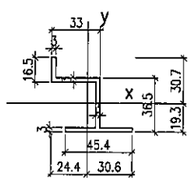

MASS PROPERTIES (UNIT)	VALUES
Area (mm²) :	367.2
Perimeter (mm) :	250.8
Bounding Box – X (mm):	−24.4 to 30.6
Bounding Box – Y (mm):	−19.3 to 30.7
Centroid – X (mm) :	0.0
Centroid – Y (mm) :	0.0
Moments of inertia – X (mm⁴) :	98770.4
Moments of inertia – Y (mm⁴) :	73005.2
Product of inertia – XY (mm⁴) :	−54327.9
Radii of gyration – X (mm) :	16.4
Radii of gyration – Y (mm) :	14.1
Principal moments along X–Y (mm⁴) :	30053.4 along [0.6 −0.8]
Principal moments along Y–X (mm⁴) :	141722.2 along [0.8 0.6]
Elastic Modulus – Zx (mm³):	I / y-max= 3218.4
Elastic Modulus – Zy (mm³):	J / x-max= 2389.2

AB8--- ALUMINIUM SLEEVE	COATING --- PVF2 COATING
GRADE --- 6061 T6	

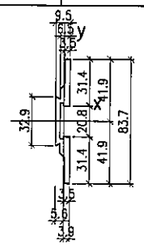

MASS PROPERTIES (UNIT)	VALUES
Area (mm²) :	383.3
Perimeter (mm) :	203.7
Bounding Box – X (mm):	−5.6 to 3.9
Bounding Box – Y (mm):	−41.9 to 41.9
Centroid – X (mm) :	0.0
Centroid – Y (mm) :	0.0
Moments of inertia – X (mm⁴) :	196853.9
Moments of inertia – Y (mm⁴) :	3047.6
Product of inertia – XY (mm⁴) :	0.1
Radii of gyration – X (mm) :	22.7
Radii of gyration – Y (mm) :	2.8
Principal moments along X–Y (mm⁴) :	3047.6 along [0.0 1.0]
Principal moments along Y–X (mm⁴) :	196853.9 along [−1.0 0.0]
Elastic Modulus – Zx (mm³):	I / y-max= 4703.4
Elastic Modulus – Zy (mm³):	J / x-max= 541.3

S23 --- ALUMINIUM CAPPING	COATING --- PVF2 COATING
GRADE --- 6063 T6	

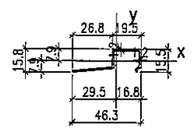

MASS PROPERTIES (UNIT)	VALUES
Area (mm²) :	81.3
Perimeter (mm) :	148.9
Bounding Box – X (mm):	−29.5 to 16.8
Bounding Box – Y (mm):	−7.9 to 7.9
Centroid – X (mm) :	0.0
Centroid – Y (mm) :	0.0
Moments of inertia – X (mm⁴) :	2714.0
Moments of inertia – Y (mm⁴) :	15005.0
Product of inertia – XY (mm⁴) :	3830.9
Radii of gyration – X (mm) :	5.8
Radii of gyration – Y (mm) :	13.6
Principal moments along X–Y (mm⁴) :	1617.7 along [1.0 0.3]
Principal moments along Y–X (mm⁴) :	16101.3 along [−0.3 1.0]
Elastic Modulus – Zx (mm³):	I / y-max= 342.4
Elastic Modulus – Zy (mm³):	J / x-max= 509.3

S24 --- ALUMINIUM CAPPING	COATING --- PVF2 COATING
GRADE --- 6063 T6	

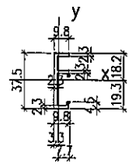

MASS PROPERTIES (UNIT)	VALUES
Area (mm²) :	144.4
Perimeter (mm) :	136.7
Bounding Box – X (mm):	−3.3 to 7.7
Bounding Box – Y (mm):	−19.3 to 18.2
Centroid – X (mm) :	0.0
Centroid – Y (mm) :	0.0
Moments of inertia – X (mm⁴) :	22312.0
Moments of inertia – Y (mm⁴) :	1332.5
Product of inertia – XY (mm⁴) :	106.1
Radii of gyration – X (mm) :	12.4
Radii of gyration – Y (mm) :	3.0
Principal moments along X–Y (mm⁴) :	1332.0 along [0.0 1.0]
Principal moments along Y–X (mm⁴) :	22312.5 along [−1.0 0.0]
Elastic Modulus – Zx (mm³):	I / y-max= 1157.9
Elastic Modulus – Zy (mm³):	J / x-max= 173.8

S25 --- ALUMINIUM FRAME	COATING --- PVF2 COATING
GRADE --- 6063 T6	

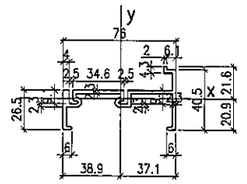

MASS PROPERTIES (UNIT)	VALUES
Area (mm²) :	450.0
Perimeter (mm) :	383.5
Bounding Box – X (mm):	−38.9 to 37.1
Bounding Box – Y (mm):	−20.9 to 21.6
Centroid – X (mm) :	0.0
Centroid – Y (mm) :	0.0
Moments of inertia – X (mm⁴) :	35329.1
Moments of inertia – Y (mm⁴) :	358824.1
Product of inertia – XY (mm⁴) :	29243.1
Radii of gyration – X (mm) :	8.9
Radii of gyration – Y (mm) :	28.2
Principal moments along X–Y (mm⁴) :	32706.9 along [1.0 0.1]
Principal moments along Y–X (mm⁴) :	361446.3 along [−0.1 1.0]
Elastic Modulus – Zx (mm³):	I / y-max= 1638.8
Elastic Modulus – Zy (mm³):	J / x-max= 9229.1

S26 --- ALUMINIUM FRAME	COATING --- PVF2 COATING
GRADE --- 6063 T6	

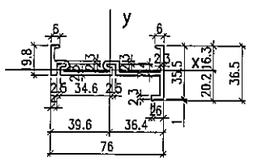

MASS PROPERTIES (UNIT)	VALUES
Area (mm²) :	407.4
Perimeter (mm) :	350.1
Bounding Box – X (mm):	−39.6 to 36.4
Bounding Box – Y (mm):	−20.2 to 16.3
Centroid – X (mm) :	0.0
Centroid – Y (mm) :	0.0
Moments of inertia – X (mm⁴) :	22371.1
Moments of inertia – Y (mm⁴) :	312330.4
Product of inertia – XY (mm⁴) :	−28556.2
Radii of gyration – X (mm) :	7.4
Radii of gyration – Y (mm) :	27.7
Principal moments along X–Y (mm⁴) :	19585.5 along [1.0 −0.1]
Principal moments along Y–X (mm⁴) :	315115.9 along [0.1 1.0]
Elastic Modulus – Zx (mm³):	I / y-max= 1105.2
Elastic Modulus – Zy (mm³):	J / x-max= 7877.7

A18 --- ALUM. WINDOW SASH	COATING --- PVF2 COATING
GRADE --- 6063 T6	

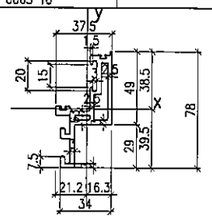

MASS PROPERTIES (UNIT)	VALUES
Area (mm²) :	620.5
Perimeter (mm) :	426.1
Bounding Box – X (mm):	−21.2 to 16.3
Bounding Box – Y (mm):	−39.5 to 38.5
Centroid – X (mm) :	0.0
Centroid – Y (mm) :	0.0
Moments of inertia – X (mm⁴) :	253671.5
Moments of inertia – Y (mm⁴) :	79636.7
Product of inertia – XY (mm⁴) :	97243.8
Radii of gyration – X (mm) :	20.2
Radii of gyration – Y (mm) :	11.3
Principal moments along X–Y (mm⁴) :	36161.2 along [0.4 0.9]
Principal moments along Y–X (mm⁴) :	297146.9 along [−0.9 0.4]
Elastic Modulus – Zx (mm³):	I / y-max= 6424.1
Elastic Modulus – Zy (mm³):	J / x-max= 3756.7

F06 --ALUMINIUM FRAME	COATING --- PVF2 COATING
GRADE --- 6063 T6	

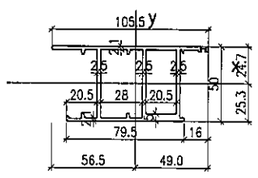

MASS PROPERTIES (UNIT)	VALUES
Area (mm²) :	817.9
Perimeter (mm) :	667.2
Bounding Box – X (mm):	−56.5 to 49.0
Bounding Box – Y (mm):	−25.3 to 24.7
Centroid – X (mm) :	0.0
Centroid – Y (mm) :	0.0
Moments of inertia – X (mm⁴) :	322101.0
Moments of inertia – Y (mm⁴) :	510627.5
Product of inertia – XY (mm⁴) :	−14435.7
Radii of gyration – X (mm) :	19.8
Radii of gyration – Y (mm) :	25.0
Principal moments along X–Y (mm⁴) :	321002.0 along [1.0 −0.1]
Principal moments along Y–X (mm⁴) :	511726.5 along [0.1 1.0]
Elastic Modulus – Zx (mm³):	I / y-max= 12746.6
Elastic Modulus – Zy (mm³):	J / x-max= 9032.0

S27 --- ALUMINIUM BAR	COATING --- PVF2 COATING
GRADE --- 6061 T6	

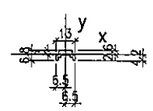

MASS PROPERTIES (UNIT)	VALUES
Area (mm²) :	43.6
Perimeter (mm) :	44.8
Bounding Box – X (mm):	−6.5 to 6.5
Bounding Box – Y (mm):	−4.2 to 2.6
Centroid – X (mm) :	0.0
Centroid – Y (mm) :	0.0
Moments of inertia – X (mm⁴) :	127.3
Moments of inertia – Y (mm⁴) :	631.4
Product of inertia – XY (mm⁴) :	0.0
Radii of gyration – X (mm) :	1.7
Radii of gyration – Y (mm) :	3.8
Principal moments along X–Y (mm⁴) :	127.3 along [1.0 0.0]
Principal moments along Y–X (mm⁴) :	631.4 along [0.0 1.0]
Elastic Modulus – Zx (mm³):	I / y-max= 30.6
Elastic Modulus – Zy (mm³):	J / x-max= 97.1

A21 --- ALUMINIUM CAP	COATING --- PVF2 COATING
GRADE --- 6061 T6	

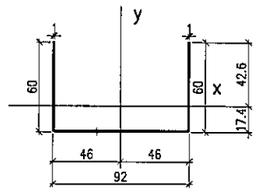

MASS PROPERTIES (UNIT)	VALUES
Area (mm²) :	209.6
Perimeter (mm) :	421.1
Bounding Box – X (mm):	−46.0 to 46.0
Bounding Box – Y (mm):	−17.4 to 42.6
Centroid – X (mm) :	0.0
Centroid – Y (mm) :	0.0
Moments of inertia – X (mm⁴) :	80636.9
Moments of inertia – Y (mm⁴) :	308290.6
Product of inertia – XY (mm⁴) :	0.0
Radii of gyration – X (mm) :	19.6
Radii of gyration – Y (mm) :	38.4
Principal moments along X–Y (mm⁴) :	80636.9 along [1.0 0.0]
Principal moments along Y–X (mm⁴) :	308290.6 along [0.0 1.0]
Elastic Modulus – Zx (mm³):	I / y-max= 1892.5
Elastic Modulus – Zy (mm³):	J / x-max= 6702.0

B.D. REF :

CLIENT :
信和置業有限公司
Sino Land Company Limited

ARCHITECT : WONG TUNG & PARTNERS LIMITED ARCHITECTS & PLANNERS

MAIN CONTRACTOR :
CR Construction Company Limited

STRUCTURAL ENGINEER :
AECOM

FACADE CONSULTANT:
AECOM

NOTE :
1. ALL DIMENSIONS ARE IN mm.
2. ALL ELEVATIONS ARE VIEWED FROM OUTSIDE.
3. ALL DIMENSIONS TO BE VERIFIED ON SITE BEFORE FABRICATION.

LEGEND :
X1 — DETAIL MARK NO.
X001 — REFER SHEET NO.

1. F.F.L. --FINISHED FLOOR LEVEL
2. S.F.L. --STRUCTURAL FLOOR LEVEL
3. (/R) --REVERSED DETAIL

NO.	DATE	REVISED	BY
C	28/01/2019	GENERAL REVISED	
B	22/12/2018	GENERAL REVISED	
A	25/11/2018	GENERAL REVISED	

JOB NO. : J-837

PROJECT :
URA KWUN TONG TOWN CENTRE REDEVELOPMENT (AREA 2 & 3) AT NKIL 6514, KWUN TONG, KWLOON

TITLE :
TYPICAL MULLION DETAIL FOR CURTAIN WALL

DATE : 10-SEP-18 | SCALE : 1:2 (A1)

DRAWN BY : ASING | CHECKED BY : –

美特鋁質有限公司
MIDI ALUMINIUM FABRICATOR LTD.
Units 6-8, Sunray Industrial Centre, 1/F
610 Cha Kwo Ling Road, Kowloon
Tel:23489211-4 Fax:(852)27727666

DWG NO. : J837-CW-ML05 | REV. : C

Z01--- ALUMINIUM FRAME | COATING --- PVF2 COATING

GRADE --- 6063 T6

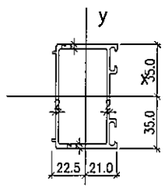

MASS PROPERTIES (UNIT)	VALUES
Area (mm²) :	534.5
Perimeter (mm) :	465.5
Bounding Box – X (mm):	–22.5 to 21.0
Bounding Box – Y (mm):	–35.0 to 35.0
Centroid – X (mm) :	0.0
Centroid – Y (mm) :	0.0
Moments of inertia – X (mm⁴) :	375613.1
Moments of inertia – Y (mm⁴) :	122080.5
Product of inertia – XY (mm⁴) :	0.0
Radii of gyration – X (mm) :	26.5
Radii of gyration – Y (mm) :	15.1
Principal moments along X–Y (mm⁴) :	122080.5 along [0.0 1.0]
Principal moments along Y–X (mm⁴) :	375613.1 along [–1.0 0.0]
Elastic Modulus – Zx (mm³):	I / y–max= 10731.8
Elastic Modulus – Zy (mm³):	J / x–max= 5427.9

Z02--- ALUMINIUM FRAME | COATING --- PVF2 COATING

GRADE --- 6063 T6

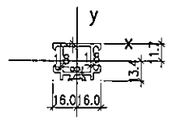

MASS PROPERTIES (UNIT)	VALUES
Area (mm²) :	231.6
Perimeter (mm) :	237.0
Bounding Box – X (mm):	–16.0 to 16.0
Bounding Box – Y (mm):	–13.4 to 11.7
Centroid – X (mm) :	0.0
Centroid – Y (mm) :	0.0
Moments of inertia – X (mm⁴) :	17374.3
Moments of inertia – Y (mm⁴) :	22009.0
Product of inertia – XY (mm⁴) :	0.1
Radii of gyration – X (mm) :	8.7
Radii of gyration – Y (mm) :	9.7
Principal moments along X–Y (mm⁴) :	17374.3 along [1.0 0.0]
Principal moments along Y–X (mm⁴) :	22009.0 along [0.0 1.0]
Elastic Modulus – Zx (mm³):	I / y–max= 1300.9
Elastic Modulus – Zy (mm³):	J / x–max= 1375.6

Z03--- ALUMINIUM FRAME | COATING --- PVF2 COATING

GRADE --- 6063 T6

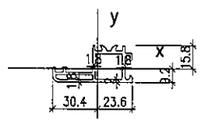

MASS PROPERTIES (UNIT)	VALUES
Area (mm²) :	309.4
Perimeter (mm) :	333.5
Bounding Box – X (mm):	–30.4 to 23.6
Bounding Box – Y (mm):	–9.2 to 15.8
Centroid – X (mm) :	0.0
Centroid – Y (mm) :	0.0
Moments of inertia – X (mm⁴) :	20770.8
Moments of inertia – Y (mm⁴) :	76595.0
Product of inertia – XY (mm⁴) :	14132.9
Radii of gyration – X (mm) :	8.2
Radii of gyration – Y (mm) :	15.7
Principal moments along X–Y (mm⁴) :	17396.8 along [1.0 0.2]
Principal moments along Y–X (mm⁴) :	79969.1 along [–0.2 1.0]
Elastic Modulus – Zx (mm³):	I / y–max= 1313.0
Elastic Modulus – Zy (mm³):	J / x–max= 2520.1

Z04--- ALUMINIUM FRAME | COATING --- PVF2 COATING

GRADE --- 6063 T6

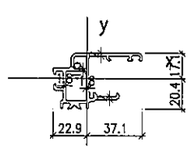

MASS PROPERTIES (UNIT)	VALUES
Area (mm²) :	386.6
Perimeter (mm) :	399.9
Bounding Box – X (mm):	–22.9 to 37.1
Bounding Box – Y (mm):	–20.4 to 17.1
Centroid – X (mm) :	0.0
Centroid – Y (mm) :	0.0
Moments of inertia – X (mm⁴) :	63340.0
Moments of inertia – Y (mm⁴) :	82904.4
Product of inertia – XY (mm⁴) :	26285.8
Radii of gyration – X (mm) :	12.8
Radii of gyration – Y (mm) :	14.6
Principal moments along X–Y (mm⁴) :	45075.2 along [0.8 0.6]
Principal moments along Y–X (mm⁴) :	101169.2 along [–0.6 0.8]
Elastic Modulus – Zx (mm³):	I / y–max= 3101.1
Elastic Modulus – Zy (mm³):	J / x–max= 2235.8

Z05---ALUMINIUM FRAME | COATING --- PVF2 COATING

GRADE --- 6063 T6

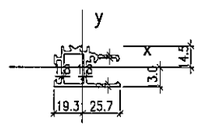

MASS PROPERTIES (UNIT)	VALUES
Area (mm²) :	312.5
Perimeter (mm) :	300.7
Bounding Box – X (mm):	–19.3 to 25.7
Bounding Box – Y (mm):	–13.0 to 14.5
Centroid – X (mm) :	0.0
Centroid – Y (mm) :	0.0
Moments of inertia – X (mm⁴) :	27722.8
Moments of inertia – Y (mm⁴) :	45994.3
Product of inertia – XY (mm⁴) :	–2139.3
Radii of gyration – X (mm) :	9.4
Radii of gyration – Y (mm) :	12.1
Principal moments along X–Y (mm⁴) :	27475.7 along [1.0 –0.1]
Principal moments along Y–X (mm⁴) :	46241.4 along [0.1 1.0]
Elastic Modulus – Zx (mm³):	I / y–max= 1907.0
Elastic Modulus – Zy (mm³):	J / x–max= 1792.4

Z06--- ALUMINIUM FRAME | COATING --- PVF2 COATING

GRADE --- 6063 T6

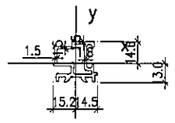

MASS PROPERTIES (UNIT)	VALUES
Area (mm²) :	229.2
Perimeter (mm) :	254.7
Bounding Box – X (mm):	–15.2 to 14.5
Bounding Box – Y (mm):	–13.0 to 14.6
Centroid – X (mm) :	0.0
Centroid – Y (mm) :	0.0
Moments of inertia – X (mm⁴) :	17274.6
Moments of inertia – Y (mm⁴) :	16596.1
Product of inertia – XY (mm⁴) :	81.0
Radii of gyration – X (mm) :	8.7
Radii of gyration – Y (mm) :	8.5
Principal moments along X–Y (mm⁴) :	16586.6 along [0.1 1.0]
Principal moments along Y–X (mm⁴) :	17284.1 along [–1.0 0.1]
Elastic Modulus – Zx (mm³):	I / y–max= 1183.8
Elastic Modulus – Zy (mm³):	J / x–max= 1094.0

Z07--- ALUMINIUM FRAME | COATING --- PVF2 COATING

GRADE --- 6063 T6

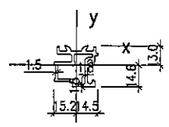

MASS PROPERTIES (UNIT)	VALUES
Area (mm²) :	229.2
Perimeter (mm) :	254.7
Bounding Box – X (mm):	–15.2 to 14.5
Bounding Box – Y (mm):	–14.6 to 13.0
Centroid – X (mm) :	0.0
Centroid – Y (mm) :	0.0
Moments of inertia – X (mm⁴) :	17274.2
Moments of inertia – Y (mm⁴) :	16595.3
Product of inertia – XY (mm⁴) :	–81.9
Radii of gyration – X (mm) :	8.7
Radii of gyration – Y (mm) :	8.5
Principal moments along X–Y (mm⁴) :	16585.6 along [0.1 –1.0]
Principal moments along Y–X (mm⁴) :	17284.0 along [1.0 0.1]
Elastic Modulus – Zx (mm³):	I / y–max= 1183.8
Elastic Modulus – Zy (mm³):	J / x–max= 1094.0

Z08--- ALUMINIUM FRAME | COATING --- PVF2 COATING

GRADE --- 6063 T6

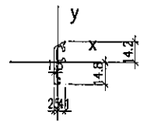

MASS PROPERTIES (UNIT)	VALUES
Area (mm²) :	66.3
Perimeter (mm) :	96.3
Bounding Box – X (mm):	–2.4 to 5.1
Bounding Box – Y (mm):	–14.8 to 14.2
Centroid – X (mm) :	0.0
Centroid – Y (mm) :	0.0
Moments of inertia – X (mm⁴) :	4752.7
Moments of inertia – Y (mm⁴) :	317.4
Product of inertia – XY (mm⁴) :	526.7
Radii of gyration – X (mm) :	8.5
Radii of gyration – Y (mm) :	2.2
Principal moments along X–Y (mm⁴) :	255.7 along [0.1 1.0]
Principal moments along Y–X (mm⁴) :	4814.4 along [–1.0 0.1]
Elastic Modulus – Zx (mm³):	I / y–max= 320.8
Elastic Modulus – Zy (mm³):	J / x–max= 61.8

Z09--- ALUMINIUM ADAPTER | COATING --- N/A FINISHED

GRADE --- 6063 T5

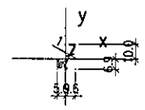

MASS PROPERTIES (UNIT)	VALUES
Area (mm²) :	36.0
Perimeter (mm) :	71.3
Bounding Box – X (mm):	–5.9 to 6.6
Bounding Box – Y (mm):	–6.9 to 10.0
Centroid – X (mm) :	0.0
Centroid – Y (mm) :	0.0
Moments of inertia – X (mm⁴) :	877.2
Moments of inertia – Y (mm⁴) :	500.2
Product of inertia – XY (mm⁴) :	537.4
Radii of gyration – X (mm) :	4.9
Radii of gyration – Y (mm) :	3.7
Principal moments along X–Y (mm⁴) :	119.2 along [0.6 0.8]
Principal moments along Y–X (mm⁴) :	1258.1 along [–0.8 0.6]
Elastic Modulus – Zx (mm³):	I / y–max= 87.7
Elastic Modulus – Zy (mm³):	J / x–max= 75.9

Z10---ALUMINIUM FRAME | COATING --- PVF2 COATING

GRADE --- 6063 T5

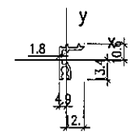

MASS PROPERTIES (UNIT)	VALUES
Area (mm²) :	97.1
Perimeter (mm) :	118.0
Bounding Box – X (mm):	–4.9 to 12.1
Bounding Box – Y (mm):	–13.4 to 10.6
Centroid – X (mm) :	0.0
Centroid – Y (mm) :	0.0
Moments of inertia – X (mm⁴) :	5319.6
Moments of inertia – Y (mm⁴) :	1810.9
Product of inertia – XY (mm⁴) :	1199.8
Radii of gyration – X (mm) :	7.4
Radii of gyration – Y (mm) :	4.3
Principal moments along X–Y (mm⁴) :	1439.9 along [0.3 1.0]
Principal moments along Y–X (mm⁴) :	5690.7 along [–1.0 0.3]
Elastic Modulus – Zx (mm³):	I / y–max= 397.6
Elastic Modulus – Zy (mm³):	J / x–max= 149.4
	0.263

Z11--- ALUMINIUM BAR | COATING --- PVF2 COATING

GRADE --- 6063 T6

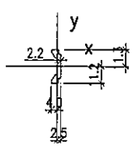

MASS PROPERTIES (UNIT)	VALUES
Area (mm²) :	77.1
Perimeter (mm) :	58.5
Bounding Box – X (mm):	–4.0 to 2.5
Bounding Box – Y (mm):	–11.2 to 11.3
Centroid – X (mm) :	0.0
Centroid – Y (mm) :	0.0
Moments of inertia – X (mm⁴) :	4046.6
Moments of inertia – Y (mm⁴) :	199.1
Product of inertia – XY (mm⁴) :	–0.1
Radii of gyration – X (mm) :	7.2
Radii of gyration – Y (mm) :	1.6
Principal moments along X–Y (mm⁴) :	199.1 along [0.0 –1.0]
Principal moments along Y–X (mm⁴) :	4046.6 along [1.0 0.0]
Elastic Modulus – Zx (mm³):	I / y–max= 359.7
Elastic Modulus – Zy (mm³):	J / x–max= 50.4

Z12--- ALUMINIUM BAR | COATING --- PVF2 COATING

GRADE --- 6063 T6

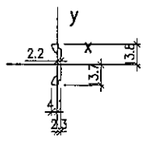

MASS PROPERTIES (UNIT)	VALUES
Area (mm²) :	88.1
Perimeter (mm) :	68.5
Bounding Box – X (mm):	–4.1 to 2.3
Bounding Box – Y (mm):	–13.7 to 13.8
Centroid – X (mm) :	0.0
Centroid – Y (mm) :	0.0
Moments of inertia – X (mm⁴) :	7080.5
Moments of inertia – Y (mm⁴) :	222.6
Product of inertia – XY (mm⁴) :	–0.1
Radii of gyration – X (mm) :	9.0
Radii of gyration – Y (mm) :	1.6
Principal moments along X–Y (mm⁴) :	222.6 along [0.0 –1.0]
Principal moments along Y–X (mm⁴) :	7080.5 along [1.0 0.0]
Elastic Modulus – Zx (mm³):	I / y–max= 514.9
Elastic Modulus – Zy (mm³):	J / x–max= 53.9

Z13--- ALUMINIUM BAR | COATING --- N/A FINISHED

GRADE --- 6063 T6

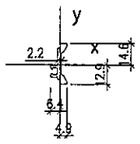

MASS PROPERTIES (UNIT)	VALUES
Area (mm²) :	105.1
Perimeter (mm) :	88.7
Bounding Box – X (mm):	–6.4 to 4.9
Bounding Box – Y (mm):	–12.9 to 14.6
Centroid – X (mm) :	0.0
Centroid – Y (mm) :	0.0
Moments of inertia – X (mm⁴) :	7607.6
Moments of inertia – Y (mm⁴) :	575.9
Product of inertia – XY (mm⁴) :	340.3
Radii of gyration – X (mm) :	8.5
Radii of gyration – Y (mm) :	2.3
Principal moments along X–Y (mm⁴) :	559.4 along [0.0 1.0]
Principal moments along Y–X (mm⁴) :	7624.0 along [–1.0 0.0]
Elastic Modulus – Zx (mm³):	I / y–max= 522.3
Elastic Modulus – Zy (mm³):	J / x–max= 90.4

Z14---ALUMINIUM FRAME | COATING --- PVF2 COATING

GRADE --- 6063 T5

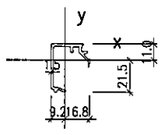

MASS PROPERTIES (UNIT)	VALUES
Area (mm²) :	130.0
Perimeter (mm) :	165.5
Bounding Box – X (mm):	–9.2 to 16.8
Bounding Box – Y (mm):	–21.5 to 11.0
Centroid – X (mm) :	0.0
Centroid – Y (mm) :	0.0
Moments of inertia – X (mm⁴) :	15126.6
Moments of inertia – Y (mm⁴) :	9690.8
Product of inertia – XY (mm⁴) :	5083.9
Radii of gyration – X (mm) :	10.8
Radii of gyration – Y (mm) :	8.6
Principal moments along X–Y (mm⁴) :	6643.9 along [0.5 0.9]
Principal moments along Y–X (mm⁴) :	18173.5 along [–0.9 0.5]
Elastic Modulus – Zx (mm³):	I / y–max= 704.8
Elastic Modulus – Zy (mm³):	J / x–max= 577.2

Z15--- ALUMINIUM FRAME | COATING --- PVF2 COATING

GRADE --- 6063 T6

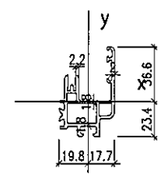

MASS PROPERTIES (UNIT)	VALUES
Area (mm²) :	411.7
Perimeter (mm) :	434.1
Bounding Box – X (mm):	–19.8 to 17.7
Bounding Box – Y (mm):	–23.4 to 36.6
Centroid – X (mm) :	0.0
Centroid – Y (mm) :	0.0
Moments of inertia – X (mm⁴) :	83798.7
Moments of inertia – Y (mm⁴) :	66163.5
Product of inertia – XY (mm⁴) :	24394.2
Radii of gyration – X (mm) :	14.3
Radii of gyration – Y (mm) :	12.7
Principal moments along X–Y (mm⁴) :	49042.2 along [0.6 0.8]
Principal moments along Y–X (mm⁴) :	100920.0 along [–0.8 0.6]
Elastic Modulus – Zx (mm³):	I / y–max= 2292.2
Elastic Modulus – Zy (mm³):	J / x–max= 3333.9

B.D. REF :

CLIENT :
信和置業有限公司
Sino Land Company Limited

ARCHITECT :
WONG TUNG & PARTNERS LIMITED
ARCHITECTS & PLANNERS

MAIN CONTRACTOR :
CR Construction Company Limited

STRUCTURAL ENGINEER :
AECOM

FACADE CONSULTANT:
AECOM

NOTE :
1. ALL DIMENSIONS ARE IN mm.
2. ALL ELEVATIONS ARE VIEWED FROM OUTSIDE.
3. ALL DIMENSIONS TO BE VERIFIED ON SITE BEFORE FABRICATION.

LEGEND :
X1 / X001 — DETAIL MARK NO. / REFER SHEET NO.
1. F.F.L. --FINISHED FLOOR LEVEL
2. S.F.L. --STRUCTURAL FLOOR LEVEL
3. (FB) --REVERSED DETAIL

NO.	DATE	REVISED	BY

JOB NO. : J-837

PROJECT :
URA KWUN TONG TOWN CENTRE REDEVELOPMENT (AREA 2 & 3) AT NKIL 6514, KWUN TONG, KWLOON

TITLE :
TYPICAL MULLION DETAIL FOR CURTAIN WALL

DATE : 21–FEB–19	SCALE : 1:2 (A1)
DRAWN BY : ASING	CHECKED BY : –

美特鋁質有限公司
MIDI ALUMINIUM FABRICATOR LTD.
Units 6–8, Sunray Industrial Centre, 1/F
610 Cha Kwo Ling Road, Kowloon
Tel:23489211–4 Fax:(852)27727666

DWG NO. : J837–CW–ML06 | REV. : –

Z16--- ALUMINIUM FRAME	COATING --- PVF2 COATING
GRADE --- 6063 T6	

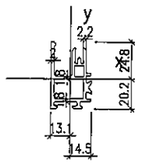

MASS PROPERTIES (UNIT)	VALUES
Area (mm²) :	330.2
Perimeter (mm) :	337.5
Bounding Box - X (mm):	-13.1 to 14.5
Bounding Box - Y (mm):	-20.2 to 24.8
Centroid - X (mm) :	0.0
Centroid - Y (mm) :	0.0
Moments of inertia - X (mm⁴) :	48543.1
Moments of inertia - Y (mm⁴) :	28274.6
Product of inertia - XY (mm⁴) :	-1297.0
Radii of gyration - X (mm) :	12.1
Radii of gyration - Y (mm) :	9.3
Principal moments along X-Y (mm⁴) :	28191.9 along [0.1 -1.0]
Principal moments along Y-X (mm⁴) :	48625.7 along [1.0 0.1]
Elastic Modulus - Zx (mm³):	I / y-max= 1956.4
Elastic Modulus - Zy (mm³):	J / x-max= 1956.3

B.D. REF :

CLIENT :
信和置業有限公司
Sino Land Company Limited

ARCHITECT :
WONG TUNG & PARTNERS LIMITED
ARCHITECTS & PLANNERS

MAIN CONTRACTOR :
CR Construction Company Limited

STRUCTURAL ENGINEER :
AECOM

FACADE CONSULTANT:
AECOM

NOTE :
1. ALL DIMENSIONS ARE IN mm.
2. ALL ELEVATIONS ARE VIEWED FROM OUTSIDE.
3. ALL DIMENSIONS TO BE VERIFIED ON SITE BEFORE FABRICATION.

LEGEND :
X1 / X001 — DETAIL MARK NO. / REFER SHEET NO.
1. F.F.L. --FINISHED FLOOR LEVEL
2. S.F.L. --STRUCTURAL FLOOR LEVEL
3. (/R) --REVERSED DETAIL

NO.	DATE	REVISED	BY

JOB NO. : J-837

PROJECT :
URA KWUN TONG TOWN CENTRE REDEVELOPMENT (AREA 2 & 3) AT NKIL 6514, KWUN TONG, KWLOON

TITLE :
TYPICAL MULLION DETAIL FOR CURTAIN WALL

DATE : 21-FEB-19	SCALE : 1:2 (A1)
DRAWN BY : ASING	CHECKED BY : -

美特鋁質有限公司
MIDI ALUMINIUM FABRICATOR LTD.
Units 6-8, Sunray Industrial Centre, 1/F
610 Cha Kwo Ling Road, Kowloon
Tel:23489211-4 Fax:(852)27727666

DWG NO. : J837-CW-ML07 REV. : -

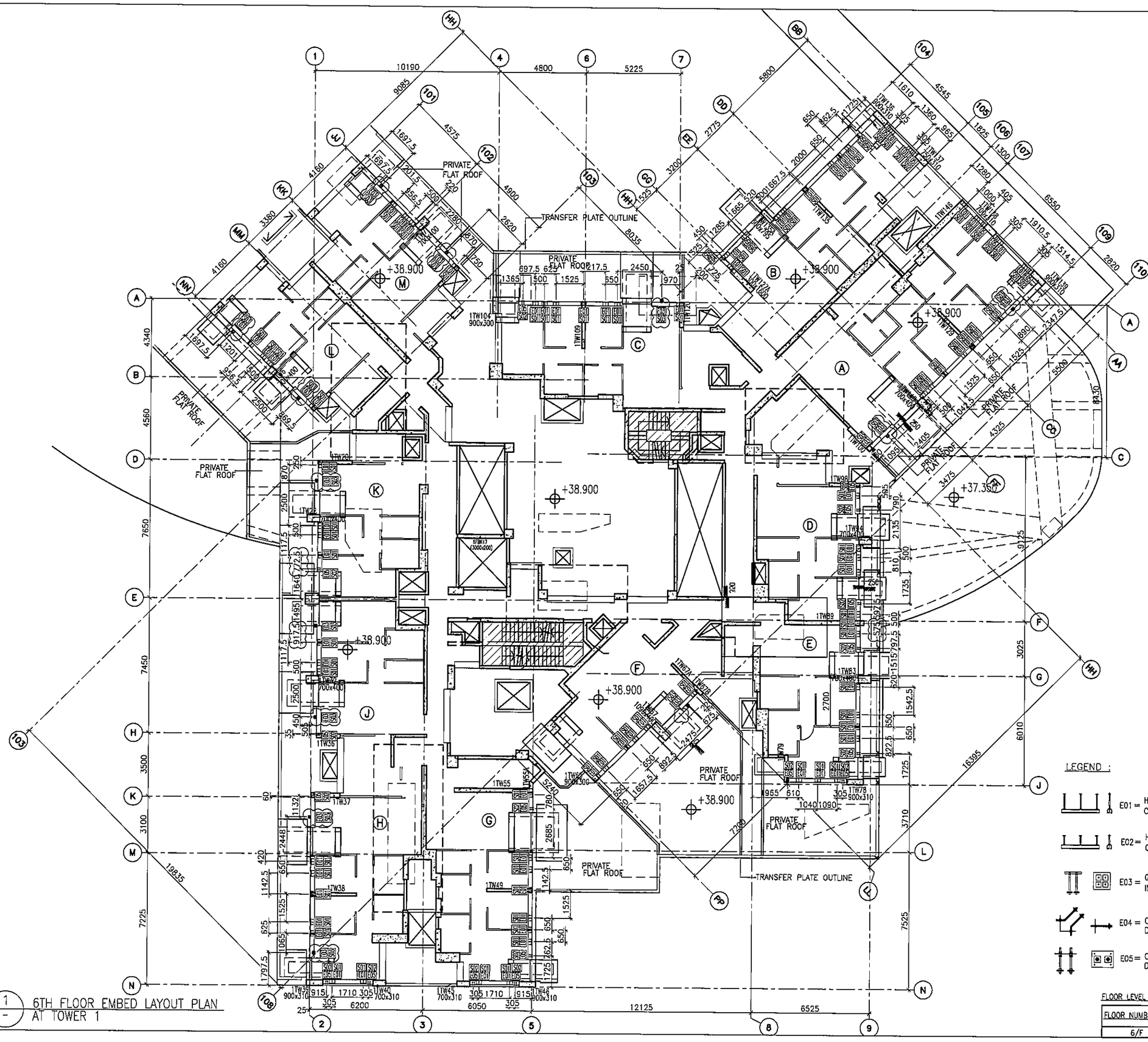

1 / - 6TH FLOOR EMBED LAYOUT PLAN AT TOWER 1

B.D. REF :

CLIENT :
信和置業有限公司
Sino Land Company Limited

ARCHITECT : WONG TUNG & PARTNERS LIMITED
ARCHITECTS & PLANNERS

MAIN CONTRACTOR :
CR Construction Company Limited

STRUCTURAL ENGINEER :
AECOM

FACADE CONSULTANT:
AECOM

NOTE :
1. ALL DIMENSIONS ARE IN mm.
2. ALL ELEVATIONS ARE VIEWED FROM OUTSIDE.
3. ALL DIMENSIONS TO BE VERIFIED ON SITE BEFORE FABRICATION.

LEGEND :
X1 / XDD1 — DETAIL MARK NO. / REFER SHEET NO.
1. F.F.L. --FINISHED FLOOR LEVEL
2. S.F.L. --STRUCTURAL FLOOR LEVEL
3. (R) --REVERSED DETAIL

NO.	DATE	REVISED	BY
J	28/01/2019	GENERAL REVISED	
I	19/01/2019	GENERAL REVISED	
H	22/12/2018	GENERAL REVISED	
G	01/12/2018	GENERAL REVISED	
F	08/11/2018	GENERAL REVISED	
E	13/10/2018	GENERAL REVISED	
D	28/9/2018	GENERAL REVISED	
C	14/9/2018	GENERAL REVISED	
B	23/8/2018	GENERAL REVISED	
A	31/7/2018	GENERAL REVISED	

LEGEND :
- E01 = HILIT , HAC-70 CAST IN CHANNEL
- E02 = HILIT , HAC-50 CAST IN CHANNEL
- E03 = GAL. MILD STEEL CAST IN EMBED
- E04 = CAST-IN HOLDING DOWN BOLT
- E05 = CAST-IN HOLDING DOWN BOLT

FLOOR LEVEL (S.F.L.)(T1)

FLOOR NUMBERING	LEVEL (mPD)
6/F	+38.900

JOB NO. : J-837

PROJECT :
URA KWUN TONG TOWN CENTRE REDEVELOPMENT (AREA 2 & 3) AT NKIL 6514, KWUN TONG, KWLOON

TITLE :
6TH FLOOR EMBED LAYOUT PLAN OF CURTAIN WALL AT TOWER 1

DATE : 04-JUL-18 | SCALE : 1:100 (A1)

DRAWN BY : ASING | CHECKED BY : -

美特鋁製有限公司
MIDI ALUMINIUM FABRICATOR LTD.
Units 6-8, Sunray Industrial Centre, 1/F
610 Cha Kwo Ling Road, Kowloon
Tel:23489211-4 Fax:(852)27727666

DWG NO. : J837-CW-1101 | REV. : J

LEGEND :

- EO1 = HILIT , HAC-70 CAST IN CHANNEL
- EO2 = HILIT , HAC-50 CAST IN CHANNEL
- EO3 = GAL. MILD STEEL CAST IN EMBED
- EO4 = CAST-IN HOLDING DOWN BOLT
- EO5 = CAST-IN HOLDING DOWN BOLT

USED ONLY ON THE 7TH BOTTOM

USED ONLY ON THE 7TH FLOOR

1 TYPICAL FLOOR EMBED LAYOUT PLAN AT TOWER 1

FLOOR LEVEL (S.F.L.)(T1)

FLOOR NUMBERING	LEVEL (mPD)
7F	42.400
8F	45.550
9F	48.700
10F	51.850
11F	55.000
12F	58.150
15F	61.300
16F	64.450
17F	67.600
18F	70.750
19F	73.900
20F	77.050
21F	80.200
22F	83.350
23F	86.500
25F	89.650
26F	92.800
29F	102.250
30F	105.400
31F	108.550
32F	111.700
33F	114.850
35F	118.000
36F	121.150
37F	124.300
38F	127.450
39F	130.600
40F	133.750
41F	136.900
42F	140.050
43F	143.100
45F	146.350
46F	149.500
47F	152.650
48F	155.800
49F	158.950

B.D. REF :

CLIENT :
信和置業有限公司
Sino Land Company Limited

ARCHITECT :
WONG TUNG & PARTNERS LIMITED
ARCHITECTS & PLANNERS

MAIN CONTRACTOR :
CR Construction Company Limited

STRUCTURAL ENGINEER :
AECOM

FACADE CONSULTANT:
AECOM

NOTE :
1. ALL DIMENSIONS ARE IN mm.
2. ALL ELEVATIONS ARE VIEWED FROM OUTSIDE.
3. ALL DIMENSIONS TO BE VERIFIED ON SITE BEFORE FABRICATION.

LEGEND :
- X1 / X001 — DETAIL MARK NO. / REFER SHEET NO.
1. F.F.L. --FINISHED FLOOR LEVEL
2. S.F.L. --STRUCTURAL FLOOR LEVEL
3. (R) --REVERSED DETAIL

NO.	DATE	REVISED	BY
I	28/01/2019	GENERAL REVISED	
H	19/01/2019	GENERAL REVISED	
G	22/12/2018	GENERAL REVISED	
F	01/12/2018	GENERAL REVISED	
E	08/11/2018	GENERAL REVISED	
D	13/10/2018	GENERAL REVISED	
C	14/9/2018	GENERAL REVISED	
B	23/8/2018	GENERAL REVISED	
A	31/7/2018	GENERAL REVISED	

JOB NO. : J-837

PROJECT :
URA KWUN TONG TOWN CENTRE REDEVELOPMENT (AREA 2 & 3) AT NKIL 6514, KWUN TONG, KWLOON

TITLE :
TYPICAL FLOOR EMBED LAYOUT PLAN OF CURTAIN WALL AT TOWER 1

DATE : 04-JUL-18 | SCALE : 1:100 (A1)

DRAWN BY : ASING | CHECKED BY : -

美特鋁質有限公司
MIDI ALUMINIUM FABRICATOR LTD.
Units 6-8, Sunray Industrial Centre, 1/F
610 Cha Kwo Ling Road, Kowloon
Tel:23489211-4 Fax:(852)27727666

DWG NO. : J837-CW-1102 | REV. : I

LEGEND :

- E01 = HILIT , HAC-70 CAST IN CHANNEL
- E02 = HILIT , HAC-50 CAST IN CHANNEL
- E03 = GAL MILD STEEL CAST IN EMBED
- E04 = CAST-IN HOLDING DOWN BOLT
- E05 = CAST-IN HOLDING DOWN BOLT
- E06 = CAST-IN HOLDING DOWN BOLT
- E07 = CAST-IN HOLDING DOWN BOLT

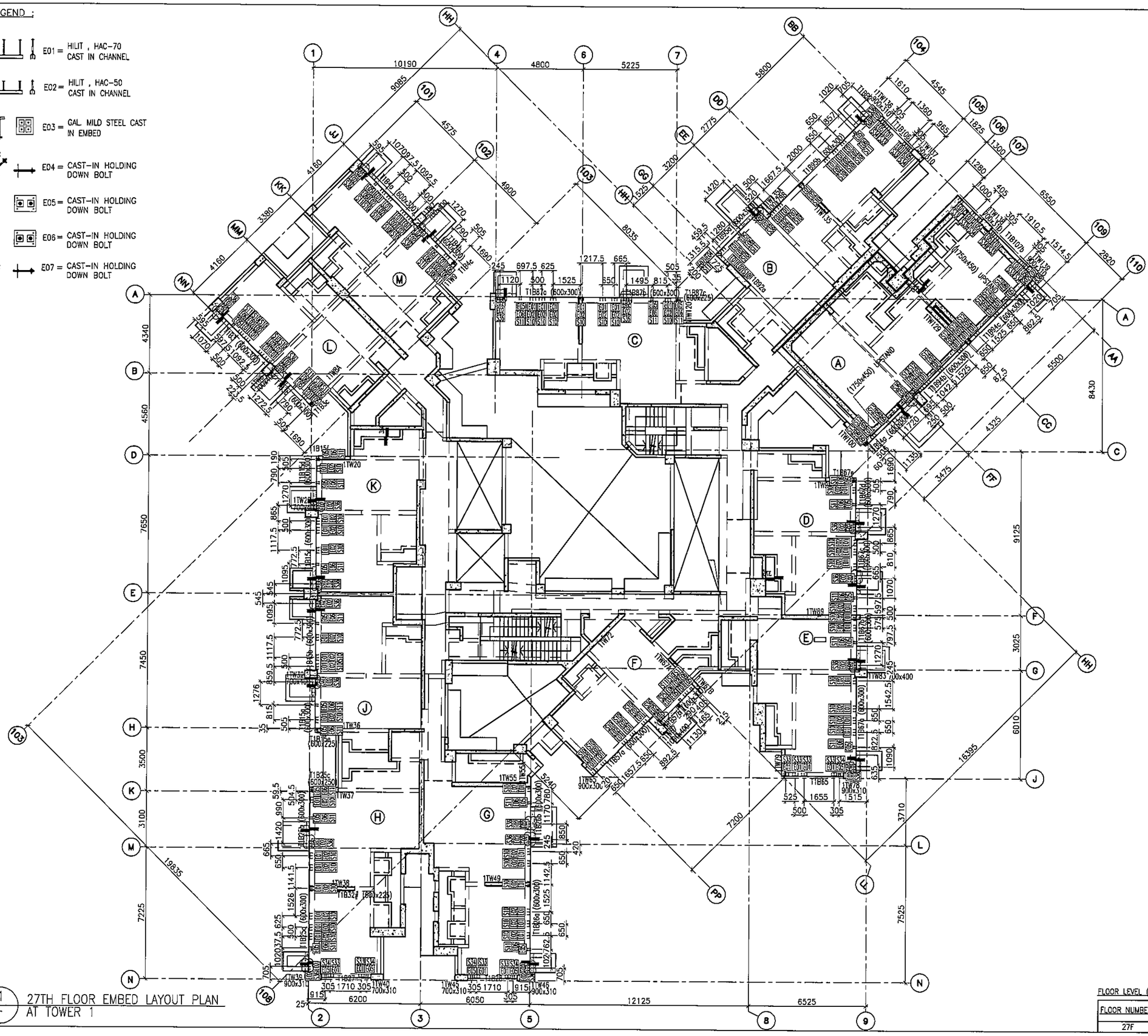

1/- 27TH FLOOR EMBED LAYOUT PLAN AT TOWER 1

FLOOR LEVEL (S.F.L.)(T1)

FLOOR NUMBERING	LEVEL (mPD)
27F	+95.95

B.D. REF :

CLIENT : 信和置業有限公司 Sino Land Company Limited

ARCHITECT : WONG TUNG & PARTNERS LIMITED ARCHITECTS & PLANNERS

MAIN CONTRACTOR : CR Construction Company Limited

STRUCTURAL ENGINEER : AECOM

FACADE CONSULTANT: AECOM

NOTE :
1. ALL DIMENSIONS ARE IN mm.
2. ALL ELEVATIONS ARE VIEWED FROM OUTSIDE.
3. ALL DIMENSIONS TO BE VERIFIED ON SITE BEFORE FABRICATION.

LEGEND :
- X1 — DETAIL MARK NO.
- X001 — REFER SHEET NO.

1. F.F.L. --FINISHED FLOOR LEVEL
2. S.F.L. --STRUCTURAL FLOOR LEVEL
3. /R --REVERSED DETAIL

NO.	DATE	REVISED	BY
H	21/02/2019	GENERAL REVISED	
G	19/01/2019	GENERAL REVISED	
F	22/12/2018	GENERAL REVISED	
E	01/12/2018	GENERAL REVISED	
D	08/11/2018	GENERAL REVISED	
C	13/10/2018	GENERAL REVISED	
B	14/9/2018	GENERAL REVISED	
A	07/9/2018	GENERAL REVISED	

JOB NO. : J-837

PROJECT : URA KWUN TONG TOWN CENTRE REDEVELOPMENT (AREA 2 & 3) AT NKIL 6514, KWUN TONG, KWLOON

TITLE : 27TH FLOOR EMBED LAYOUT PLAN OF CURTAIN WALL AT TOWER 1

DATE : 10-SEP-18 | SCALE : 1:100 (A1)

DRAWN BY : ASING | CHECKED BY : -

美特鋁質有限公司 MIDI ALUMINIUM FABRICATOR LTD.
Units 6-8, Sunray Industrial Centre, 1/F
610 Cha Kwo Ling Road, Kowloon
Tel:23489211-4 Fax:(852)27727666

DWG NO. : J837-CW-1103 | REV. : H

LEGEND :

- E01 = HILTI , HAC-70 CAST IN CHANNEL
- E02 = HILTI , HAC-50 CAST IN CHANNEL
- E03 = GAL. MILD STEEL CAST IN EMBED
- E04 = CAST-IN HOLDING DOWN BOLT
- E05 = CAST-IN HOLDING DOWN BOLT

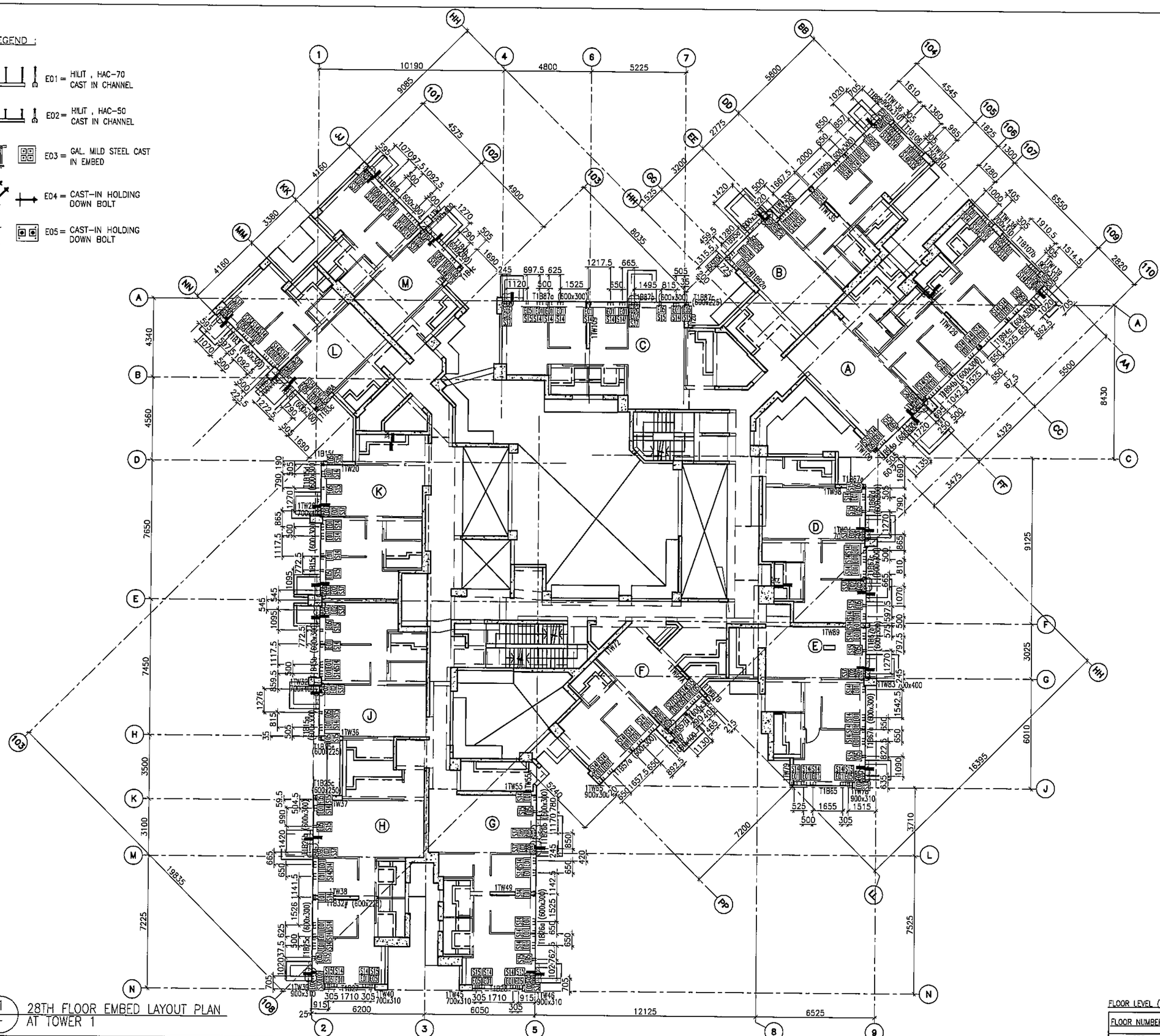

1 / - 28TH FLOOR EMBED LAYOUT PLAN AT TOWER 1

FLOOR LEVEL (S.F.L.)(T1)

FLOOR NUMBERING	LEVEL (mPD)
28F	+99.100

B.D. REF :

CLIENT : 信和置業有限公司 Sino Land Company Limited

ARCHITECT : WONG TUNG & PARTNERS LIMITED ARCHITECTS & PLANNERS

MAIN CONTRACTOR : CR Construction Company Limited

STRUCTURAL ENGINEER : AECOM

FACADE CONSULTANT: AECOM

NOTE :
1. ALL DIMENSIONS ARE IN mm.
2. ALL ELEVATIONS ARE VIEWED FROM OUTSIDE.
3. ALL DIMENSIONS TO BE VERIFIED ON SITE BEFORE FABRICATION.

LEGEND :
- X1 / X001 — DETAIL MARK NO. / REFER SHEET NO.
1. F.F.L. --FINISHED FLOOR LEVEL
2. S.F.L. --STRUCTURAL FLOOR LEVEL
3. /R --REVERSED DETAIL

NO.	DATE	REVISED	BY
G	21/02/2019	GENERAL REVISED	
F	19/01/2019	GENERAL REVISED	
E	22/12/2018	GENERAL REVISED	
D	01/12/2018	GENERAL REVISED	
C	08/11/2018	GENERAL REVISED	
B	13/10/2018	GENERAL REVISED	
A	14/9/2018	GENERAL REVISED	

JOB NO. : J-837

PROJECT : URA KWUN TONG TOWN CENTRE REDEVELOPMENT (AREA 2 & 3) AT NKIL 6514, KWUN TONG, KWLOON

TITLE : 28TH FLOOR EMBED LAYOUT PLAN OF CURTAIN WALL AT TOWER 1

DATE : 10-SEP-18 | SCALE : 1:100 (A1)

DRAWN BY : ASING | CHECKED BY : -

美特鋁製有限公司 MIDI ALUMINIUM FABRICATOR LTD.
Units 6-8, Sunray Industrial Centre, 1/F
610 Cha Kwo Ling Road, Kowloon
Tel:23489211-4 Fax:(852)27727686

DWG NO. : J837-CW-1104 | REV. : G

LEGEND :

- E01 = HILIT , HAC-70 CAST IN CHANNEL
- E02 = HILIT , HAC-50 CAST IN CHANNEL
- E03 = GAL. MILD STEEL CAST IN EMBED
- E04 = CAST-IN HOLDING DOWN BOLT
- E05 = CAST-IN HOLDING DOWN BOLT

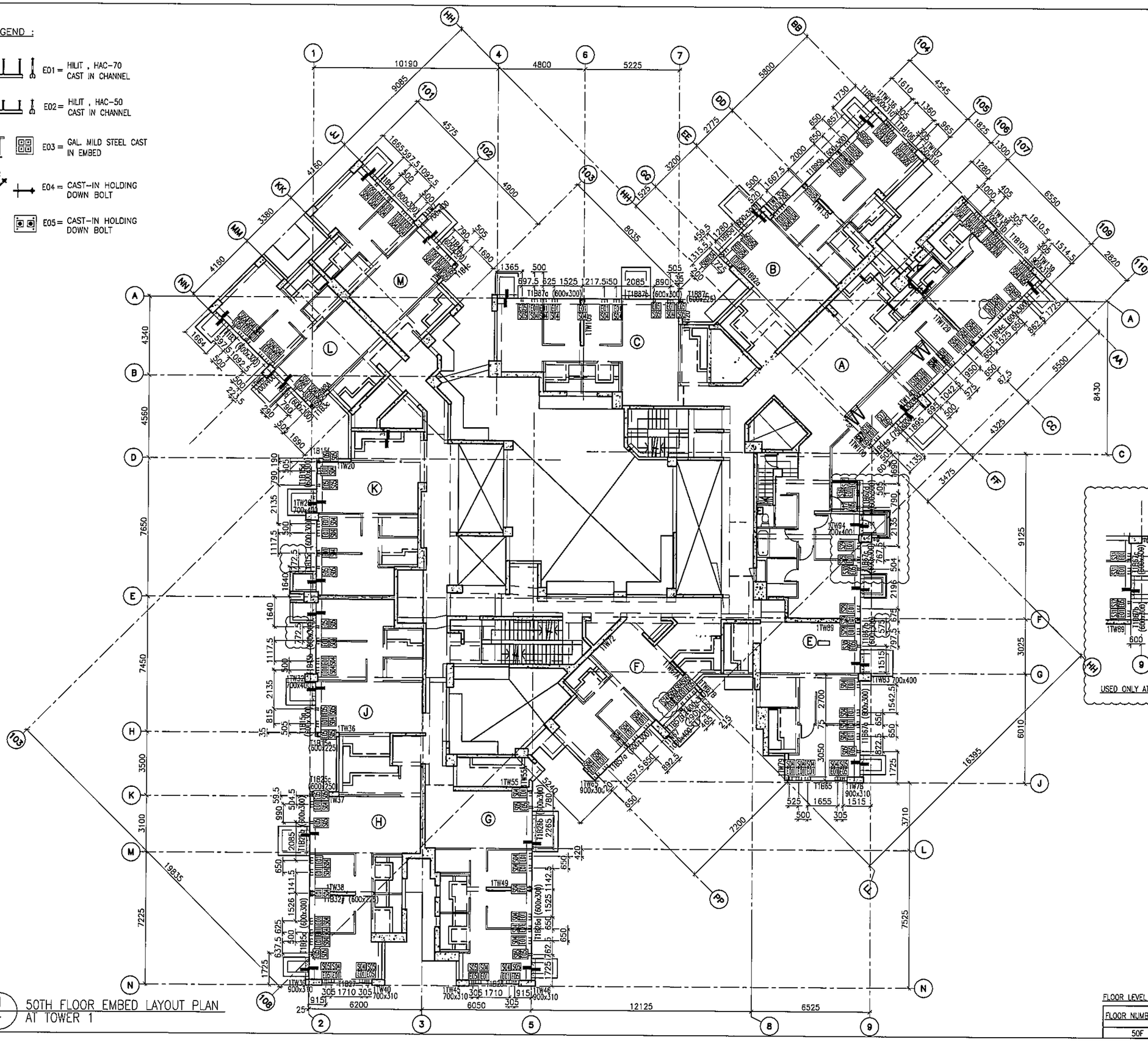

1 / - 50TH FLOOR EMBED LAYOUT PLAN AT TOWER 1

FLOOR LEVEL (S.F.L.)(T1)

FLOOR NUMBERING	LEVEL (mPD)
50F	+162.100

B.D. REF :

CLIENT : 信和置業有限公司 Sino Land Company Limited

ARCHITECT : WONG TUNG & PARTNERS LIMITED ARCHITECTS & PLANNERS

MAIN CONTRACTOR : CR Construction Company Limited

STRUCTURAL ENGINEER : AECOM

FACADE CONSULTANT: AECOM

NOTE :
1. ALL DIMENSIONS ARE IN mm.
2. ALL ELEVATIONS ARE VIEWED FROM OUTSIDE.
3. ALL DIMENSIONS TO BE VERIFIED ON SITE BEFORE FABRICATION.

LEGEND :
- X1 / X001 — DETAIL MARK NO. / REFER SHEET NO.
1. F.F.L. --FINISHED FLOOR LEVEL
2. S.F.L. --STRUCTURAL FLOOR LEVEL
3. (/R) --REVERSED DETAIL

NO.	DATE	REVISED	BY
H	28/01/2019	GENERAL REVISED	
G	19/01/2019	GENERAL REVISED	
F	13/01/2019	GENERAL REVISED	
E	22/12/2018	GENERAL REVISED	
D	01/12/2018	GENERAL REVISED	
C	08/11/2018	GENERAL REVISED	
B	13/10/2018	GENERAL REVISED	
A	14/9/2018	GENERAL REVISED	

JOB NO. : J-837

PROJECT : URA KWUN TONG TOWN CENTRE REDEVELOPMENT (AREA 2 & 3) AT NKIL 6514, KWUN TONG, KWLOON

TITLE : 50TH FLOOR EMBED LAYOUT PLAN OF CURTAIN WALL AT TOWER 1

DATE : 10-SEP-18 | SCALE : 1:100 (A1)

DRAWN BY : ASING | CHECKED BY : -

美特鋁質有限公司 MIDI ALUMINIUM FABRICATOR LTD.
Units 6-8, Sunray Industrial Centre, 1/F
610 Cha Kwo Ling Road, Kowloon
Tel:23489211-4 Fax:(852)27727666

DWG NO. : J837-CW-1105 | REV. : H

LEGEND :

- E01 = HILIT , HAC-70 CAST IN CHANNEL
- E02 = HILIT , HAC-50 CAST IN CHANNEL
- E04 = CAST-IN HOLDING DOWN BOLT
- E05 = CAST-IN HOLDING DOWN BOLT
- E06 = CAST-IN HOLDING DOWN BOLT
- E07 = CAST-IN HOLDING DOWN BOLT

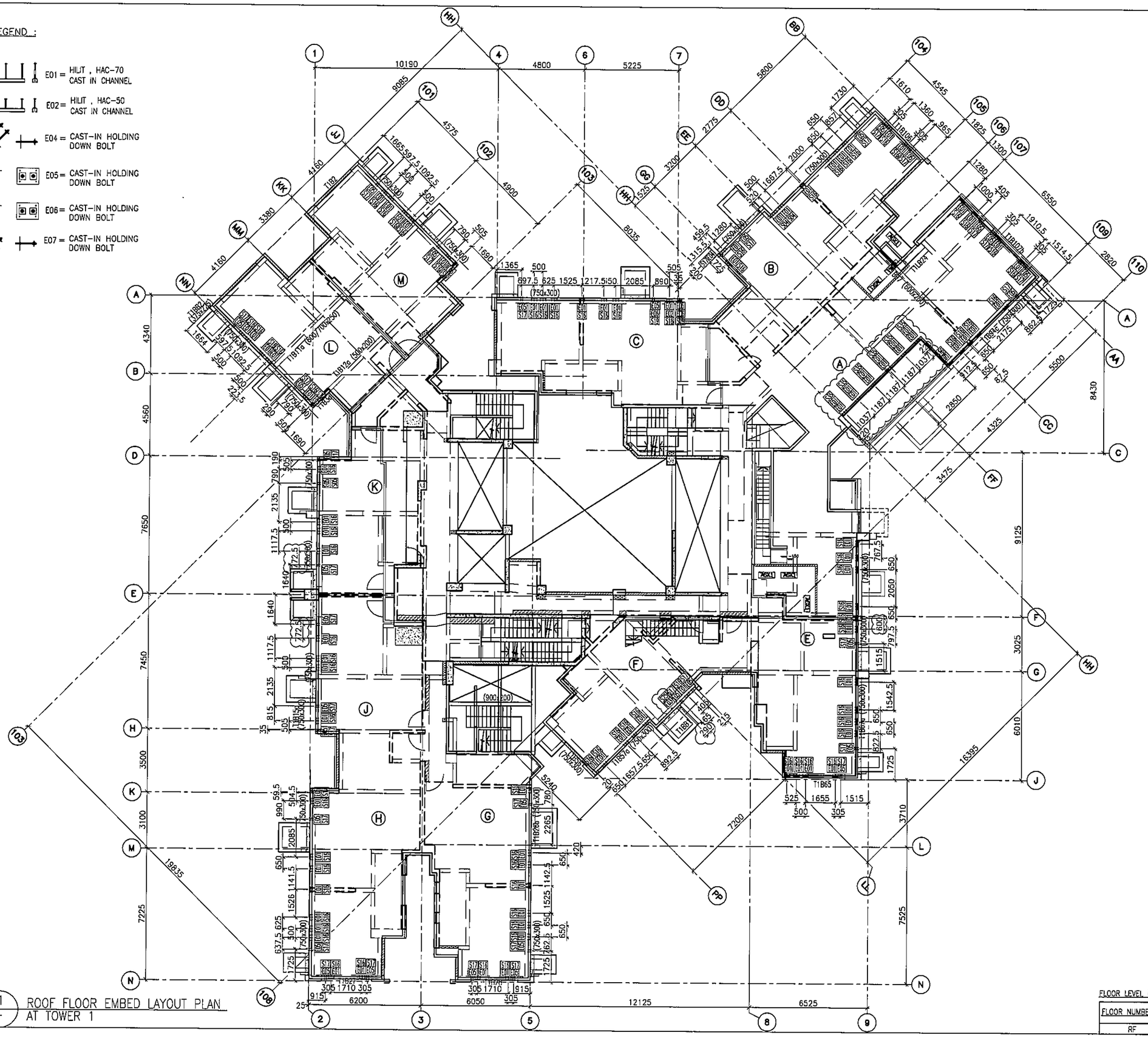

1 / - ROOF FLOOR EMBED LAYOUT PLAN AT TOWER 1

FLOOR LEVEL (S.F.L.)(T1)

FLOOR NUMBERING	LEVEL (mPD)
RF	+165.400

B.D. REF :

CLIENT : 信和置業有限公司 Sino Land Company Limited

ARCHITECT : WONG TUNG & PARTNERS LIMITED ARCHITECTS & PLANNERS

MAIN CONTRACTOR : CR Construction Company Limited

STRUCTURAL ENGINEER : AECOM

FACADE CONSULTANT: AECOM

NOTE :
1. ALL DIMENSIONS ARE IN mm.
2. ALL ELEVATIONS ARE VIEWED FROM OUTSIDE.
3. ALL DIMENSIONS TO BE VERIFIED ON SITE BEFORE FABRICATION.

LEGEND :
- X1 / X001 — DETAIL MARK NO. / REFER SHEET NO.
1. F.F.L. --FINISHED FLOOR LEVEL
2. S.F.L. --STRUCTURAL FLOOR LEVEL
3. /R --REVERSED DETAIL

NO.	DATE	REVISED	BY
G	21/02/2019	GENERAL REVISED	
F	28/01/2019	GENERAL REVISED	
E	19/01/2019	GENERAL REVISED	
D	22/12/2018	GENERAL REVISED	
C	01/12/2018	GENERAL REVISED	
B	08/11/2018	GENERAL REVISED	
A	13/10/2018	GENERAL REVISED	

JOB NO. : J-837

PROJECT : URA KWUN TONG TOWN CENTRE REDEVELOPMENT (AREA 2 & 3) AT NKIL 6514, KWUN TONG, KWLOON

TITLE : ROOF FLOOR EMBED LAYOUT PLAN OF CURTAIN WALL AT TOWER 1

DATE : 10-SEP-18 | SCALE : 1:100 (A1)

DRAWN BY : ASING | CHECKED BY : --

美特鋁質有限公司 MIDI ALUMINIUM FABRICATOR LTD.
Units 6-8, Sunray Industrial Centre, 1/F
610 Cha Kwo Ling Road, Kowloon
Tel:23489211-4 Fax:(852)27727666

DWG NO. : J837-CW-1106 | REV. : G

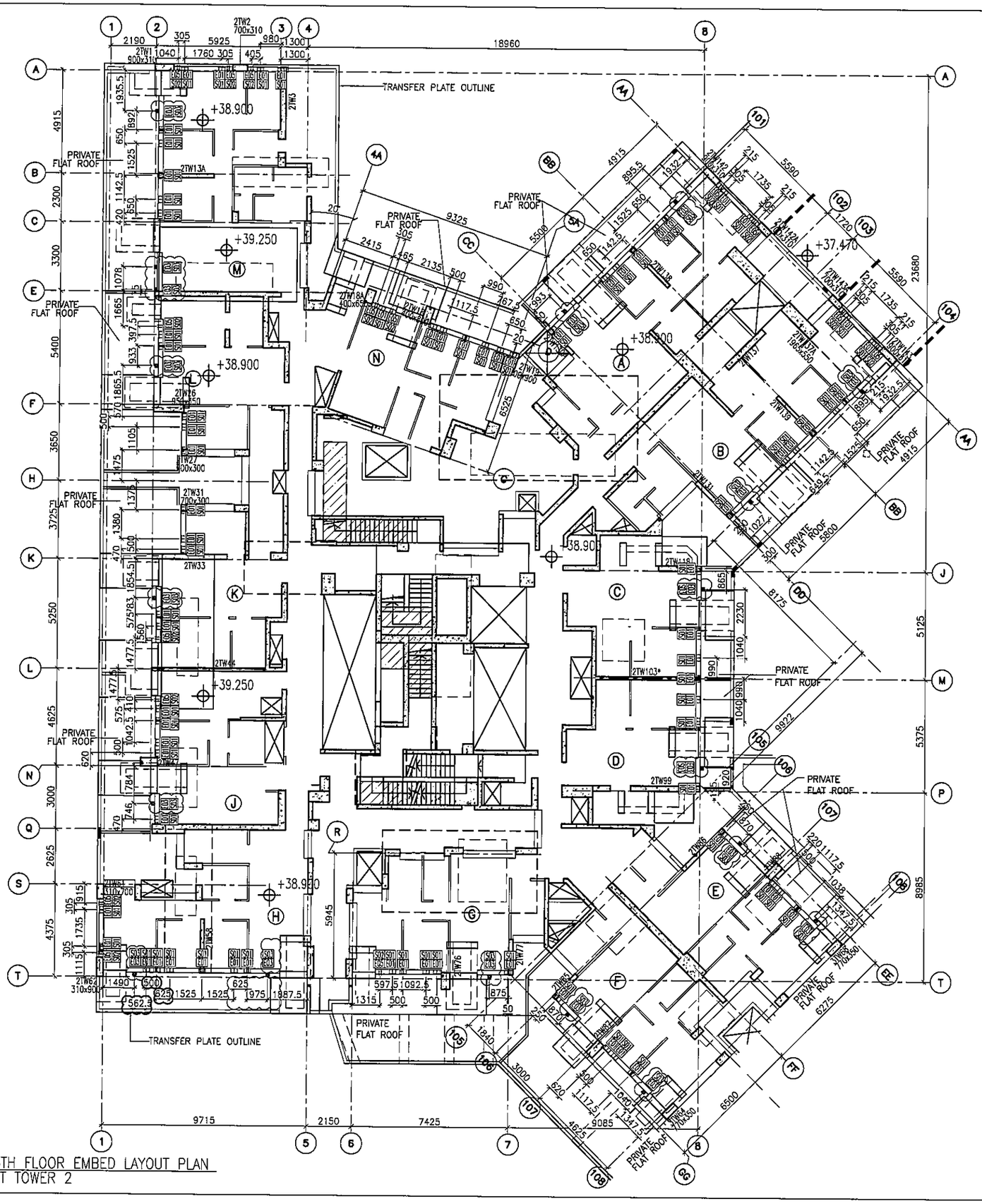
TRANSFER PLATE OUTLINE
PRIVATE FLAT ROOF
+38.900
+39.250
+38.900
+38.900
+37.470
+38.900
+39.250
+38.900
TRANSFER PLATE OUTLINE
PRIVATE FLAT ROOF
PRIVATE FLAT ROOF
PRIVATE FLAT ROOF

LEGEND :

E01 = HILIT , HAC-70 CAST IN CHANNEL

E02 = HILIT , HAC-50 CAST IN CHANNEL

E04 = CAST-IN HOLDING DOWN BOLT

E05 = CAST-IN HOLDING DOWN BOLT

USED ONLY ON THE 7TH BOTTOM

USED ONLY ON THE 7TH BOTTOM

USED ONLY ON THE 7TH BOTTOM

LEGEND :

- E01 = HILIT , HAC-70 CAST IN CHANNEL
- E02 = HILIT , HAC-50 CAST IN CHANNEL
- E04 = CAST-IN HOLDING DOWN BOLT
- E05 = CAST-IN HOLDING DOWN BOLT
- E06 = CAST-IN HOLDING DOWN BOLT
- E07 = CAST-IN HOLDING DOWN BOLT

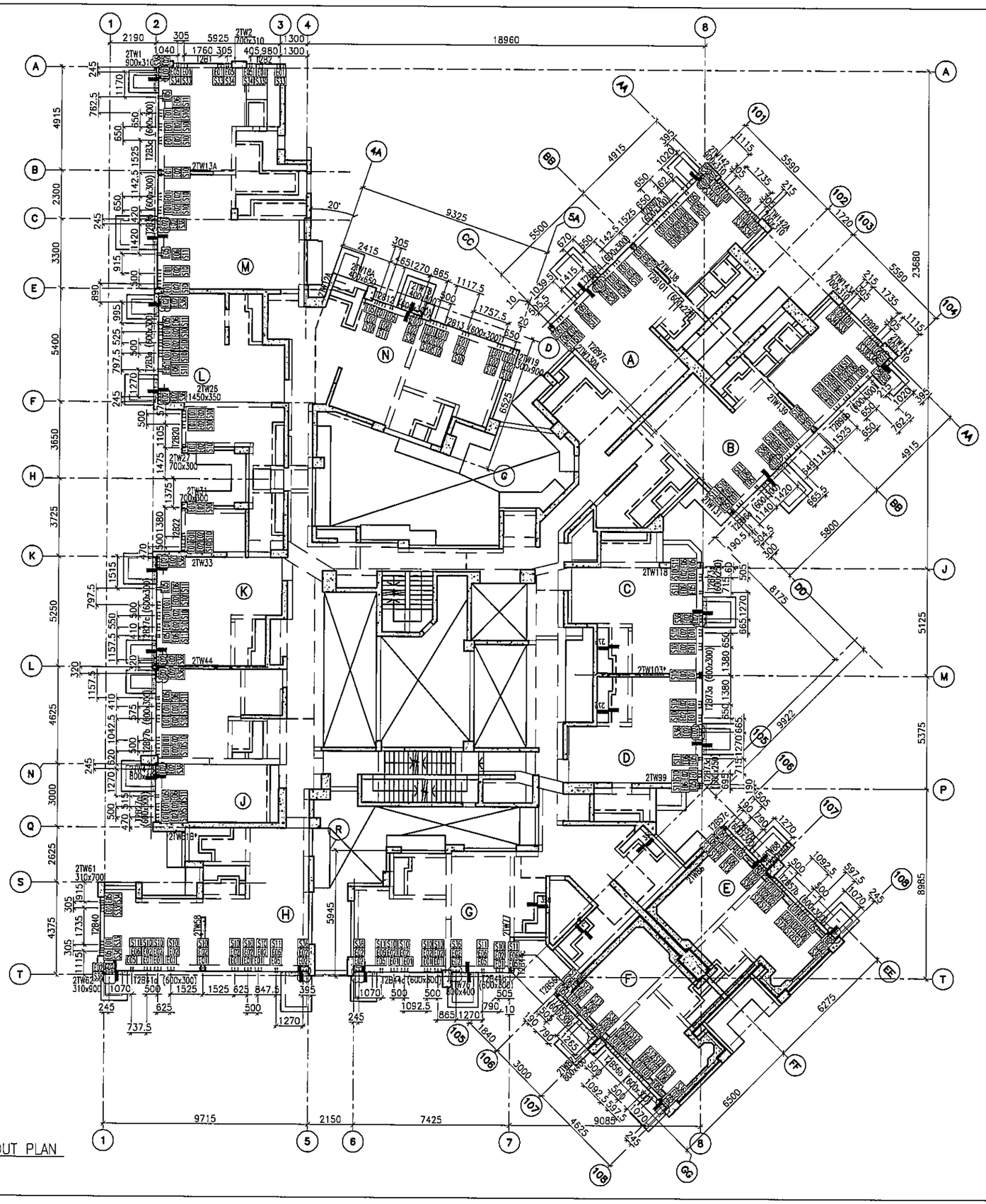

1 / - 27TH FLOOR EMBED LAYOUT PLAN AT TOWER 2

FLOOR LEVEL (S.F.L.)(T2)

FLOOR NUMBERING	LEVEL (mPD)
27F	+95.95

B.D. REF :

CLIENT : 信和置業有限公司 Sino Land Company Limited

ARCHITECT : WONG TUNG & PARTNERS LIMITED ARCHITECTS & PLANNERS

MAIN CONTRACTOR : CR Construction Company Limited

STRUCTURAL ENGINEER : AECOM

FACADE CONSULTANT: AECOM

NOTE :
1. ALL DIMENSIONS ARE IN mm.
2. ALL ELEVATIONS ARE VIEWED FROM OUTSIDE.
3. ALL DIMENSIONS TO BE VERIFIED ON SITE BEFORE FABRICATION.

LEGEND :
- X1 / X001 — DETAIL MARK NO. / REFER SHEET NO.

1. F.F.L. --FINISHED FLOOR LEVEL
2. S.F.L. --STRUCTURAL FLOOR LEVEL
3. (/R) --REVERSED DETAIL

NO.	DATE	REVISED	BY
F	21/02/2019	GENERAL REVISED	
E	19/01/2019	GENERAL REVISED	
D	08/11/2018	GENERAL REVISED	
C	8/10/2018	GENERAL REVISED	
B	28/9/2018	GENERAL REVISED	
A	07/9/2018	GENERAL REVISED	

JOB NO. : J-837

PROJECT : URA KWUN TONG TOWN CENTRE REDEVELOPMENT (AREA 2 & 3) AT NKIL 6514, KWUN TONG, KWLOON

TITLE : 27TH FLOOR EMBED LAYOUT PLAN OF CURTAIN WALL AT TOWER 2

DATE : 10-SEP-18 | SCALE : 1:100 (A1)

DRAWN BY : ASING | CHECKED BY : -

美特鋁質有限公司 MIDI ALUMINIUM FABRICATOR LTD.
Units 6-8, Sunray Industrial Centre, 1/F
610 Cho Kwo Ling Road, Kowloon
Tel:23489211-4 Fax:(852)27727666

DWG NO. : J837-CW-1203 | REV. : F

LEGEND :

- E01 = HILIT , HAC-70 CAST IN CHANNEL
- E02 = HILIT , HAC-50 CAST IN CHANNEL
- E04 = CAST-IN HOLDING DOWN BOLT
- E05 = CAST-IN HOLDING DOWN BOLT

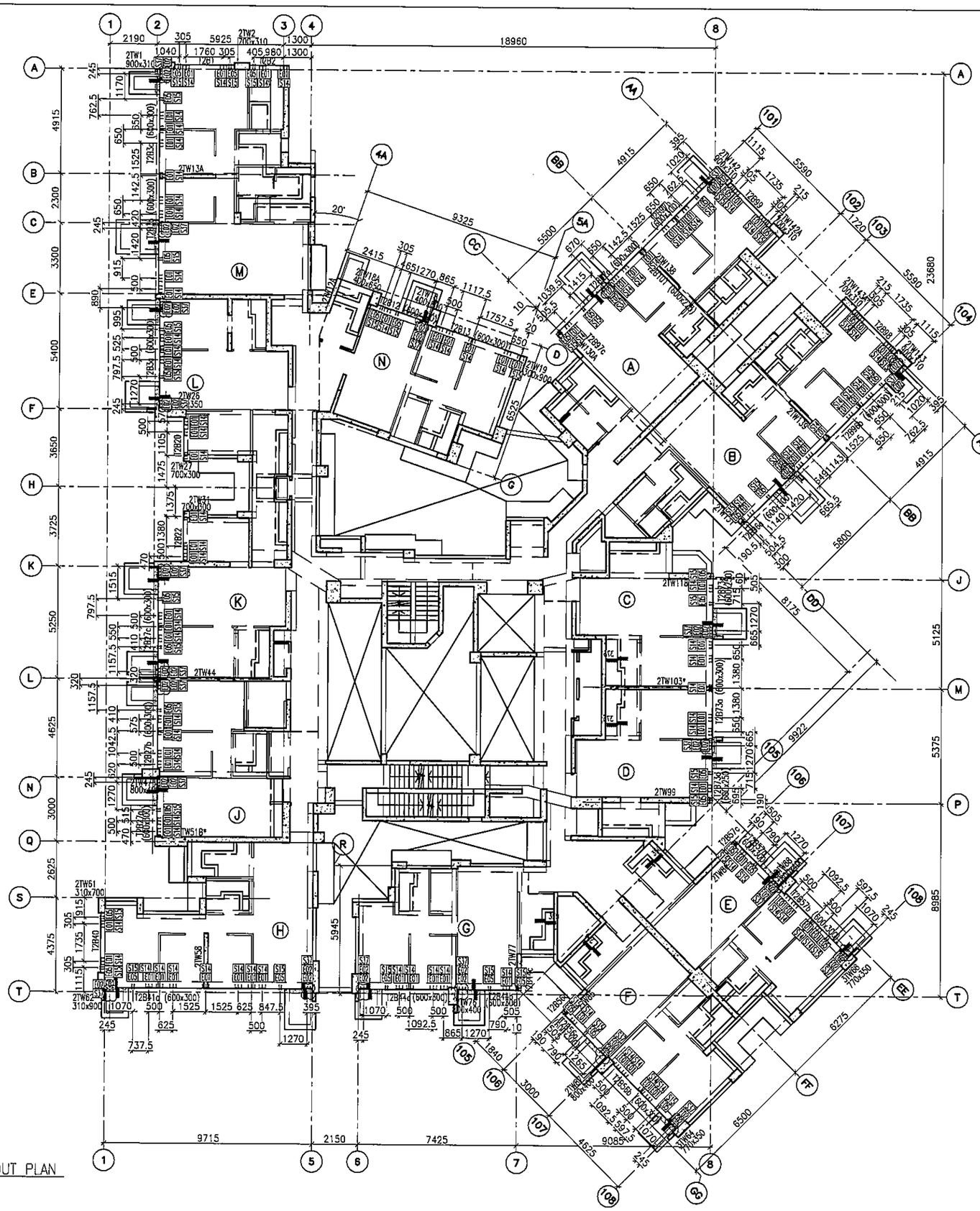

1 / - 28TH FLOOR EMBED LAYOUT PLAN AT TOWER 2

FLOOR LEVEL (S.F.L.)(T2)

FLOOR NUMBERING	LEVEL (mPD)
28F	+99.100

B.D. REF :

CLIENT :
信和置業有限公司
Sino Land Company Limited

ARCHITECT :
WONG TUNG & PARTNERS LIMITED
ARCHITECTS & PLANNERS

MAIN CONTRACTOR :
CR Construction Company Limited

STRUCTURAL ENGINEER :
AECOM

FACADE CONSULTANT:
AECOM

NOTE :
1. ALL DIMENSIONS ARE IN mm.
2. ALL ELEVATIONS ARE VIEWED FROM OUTSIDE.
3. ALL DIMENSIONS TO BE VERIFIED ON SITE BEFORE FABRICATION.

LEGEND :
- X1 / X001 — DETAIL MARK NO. / REFER SHEET NO.

1. F.F.L. --FINISHED FLOOR LEVEL
2. S.F.L. --STRUCTURAL FLOOR LEVEL
3. /R --REVERSED DETAIL

NO.	DATE	REVISED	BY
E	21/02/2019	GENERAL REVISED	
D	19/01/2019	GENERAL REVISED	
C	08/11/2018	GENERAL REVISED	
B	8/10/2018	GENERAL REVISED	
A	28/9/2018	GENERAL REVISED	

JOB NO. : J-837

PROJECT :
URA KWUN TONG TOWN CENTRE REDEVELOPMENT (AREA 2 & 3) AT NKIL 6514, KWUN TONG, KWLOON

TITLE :
28TH EMBED LAYOUT PLAN OF CURTAIN WALL AT TOWER 2

DATE : 10-SEP-18 | SCALE : 1:100 (A1)

DRAWN BY : ASING | CHECKED BY : -

美特鋁質有限公司
MIDI ALUMINIUM FABRICATOR LTD.
Units 6-8, Sunrey Industrial Centre, 1/F
610 Cha Kwo Ling Road, Kowloon
Tel:23489211-4 Fax:(852)27727666

DWG NO. : J837-CW-1204 | REV. : E

LEGEND :

- EO1 = HILIT , HAC-70 CAST IN CHANNEL
- EO2 = HILIT , HAC-50 CAST IN CHANNEL
- EO3 = GAL. MILD STEEL CAST IN EMBED
- EO4 = CAST-IN HOLDING DOWN BOLT
- EO5 = CAST-IN HOLDING DOWN BOLT

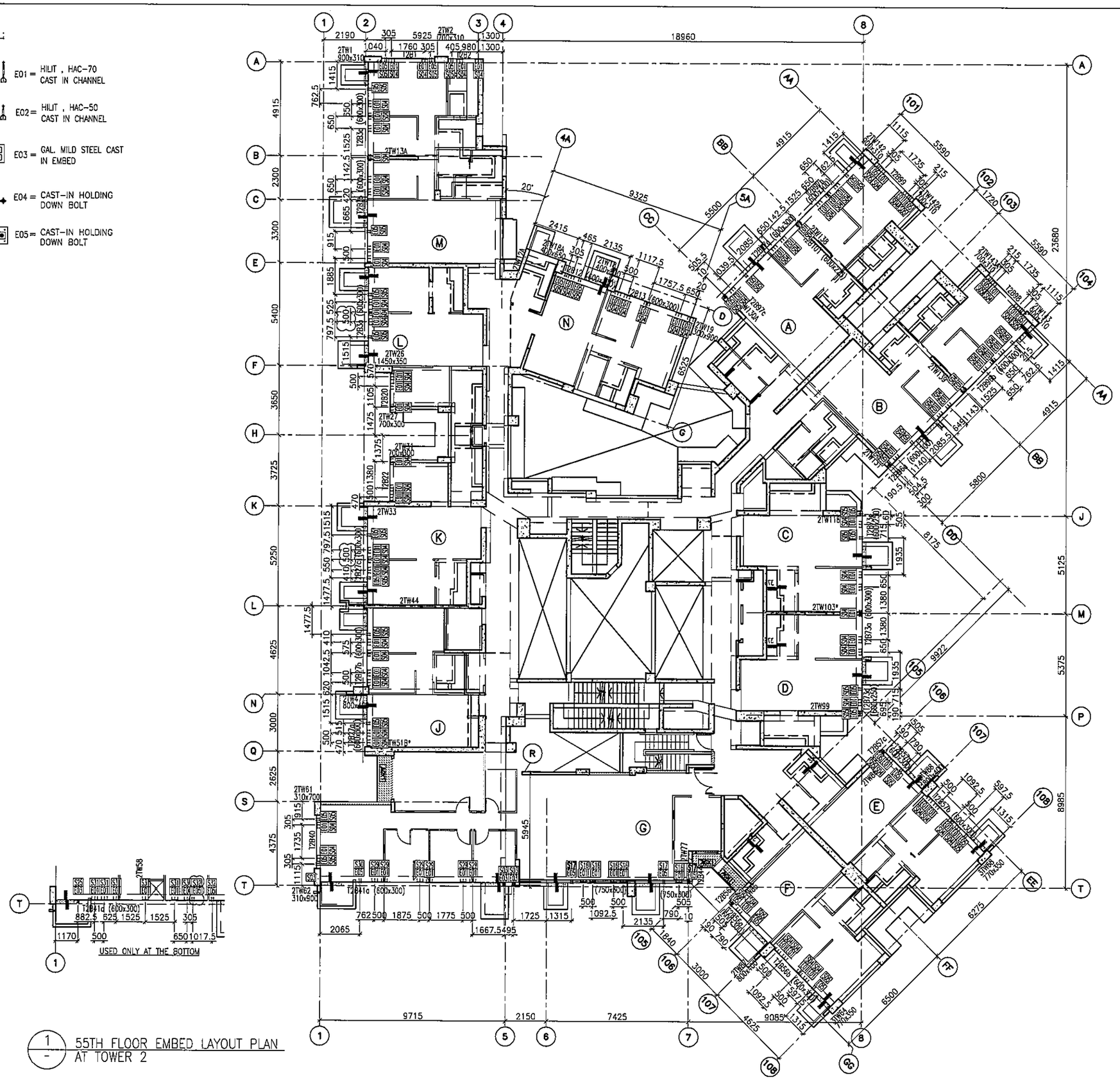

1 / - 55TH FLOOR EMBED LAYOUT PLAN AT TOWER 2

FLOOR LEVEL (S.F.L.)(T2)

FLOOR NUMBERING	LEVEL (mPD)
55F	+174.700

B.D. REF :

CLIENT : 信和置業有限公司 Sino Land Company Limited

ARCHITECT : WONG TUNG & PARTNERS LIMITED ARCHITECTS & PLANNERS

MAIN CONTRACTOR : CR Construction Company Limited

STRUCTURAL ENGINEER : AECOM

FACADE CONSULTANT: AECOM

NOTE :
1. ALL DIMENSIONS ARE IN mm.
2. ALL ELEVATIONS ARE VIEWED FROM OUTSIDE.
3. ALL DIMENSIONS TO BE VERIFIED ON SITE BEFORE FABRICATION.

LEGEND :
- X1 / X001 — DETAIL MARK NO. / REFER SHEET NO.
1. F.F.L. --FINISHED FLOOR LEVEL
2. S.F.L. --STRUCTURAL FLOOR LEVEL
3. /R --REVERSED DETAIL

NO.	DATE	REVISED	BY
F	19/01/2019	GENERAL REVISED	
E	13/01/2019	GENERAL REVISED	
D	22/12/2018	GENERAL REVISED	
C	08/11/2018	GENERAL REVISED	
B	8/10/2018	GENERAL REVISED	
A	28/9/2018	GENERAL REVISED	

JOB NO. : J-837

PROJECT : URA KWUN TONG TOWN CENTRE REDEVELOPMENT (AREA 2 & 3) AT NKIL 6514, KWUN TONG, KWLOON

TITLE : 55TH FLOOR EMBED LAYOUT PLAN OF CURTAIN WALL AT TOWER 2

DATE : 10-SEP-18 | SCALE : 1:100 (A1)

DRAWN BY : ASING | CHECKED BY : -

美特鋁質有限公司 MIDI ALUMINIUM FABRICATOR LTD.
Units 6-8, Sunray Industrial Centre, 1/F
610 Cha Kwo Ling Road, Kowloon
Tel:23489211-4 Fax:(852)27727666

DWG NO. : J837-CW-1205 | REV. : F

LEGEND :

- E01 = HILIT , HAC-70 CAST IN CHANNEL
- E02 = HILIT , HAC-50 CAST IN CHANNEL
- E04 = CAST-IN HOLDING DOWN BOLT
- E05 = CAST-IN HOLDING DOWN BOLT
- E06 = CAST-IN HOLDING DOWN BOLT
- E07 = CAST-IN HOLDING DOWN BOLT

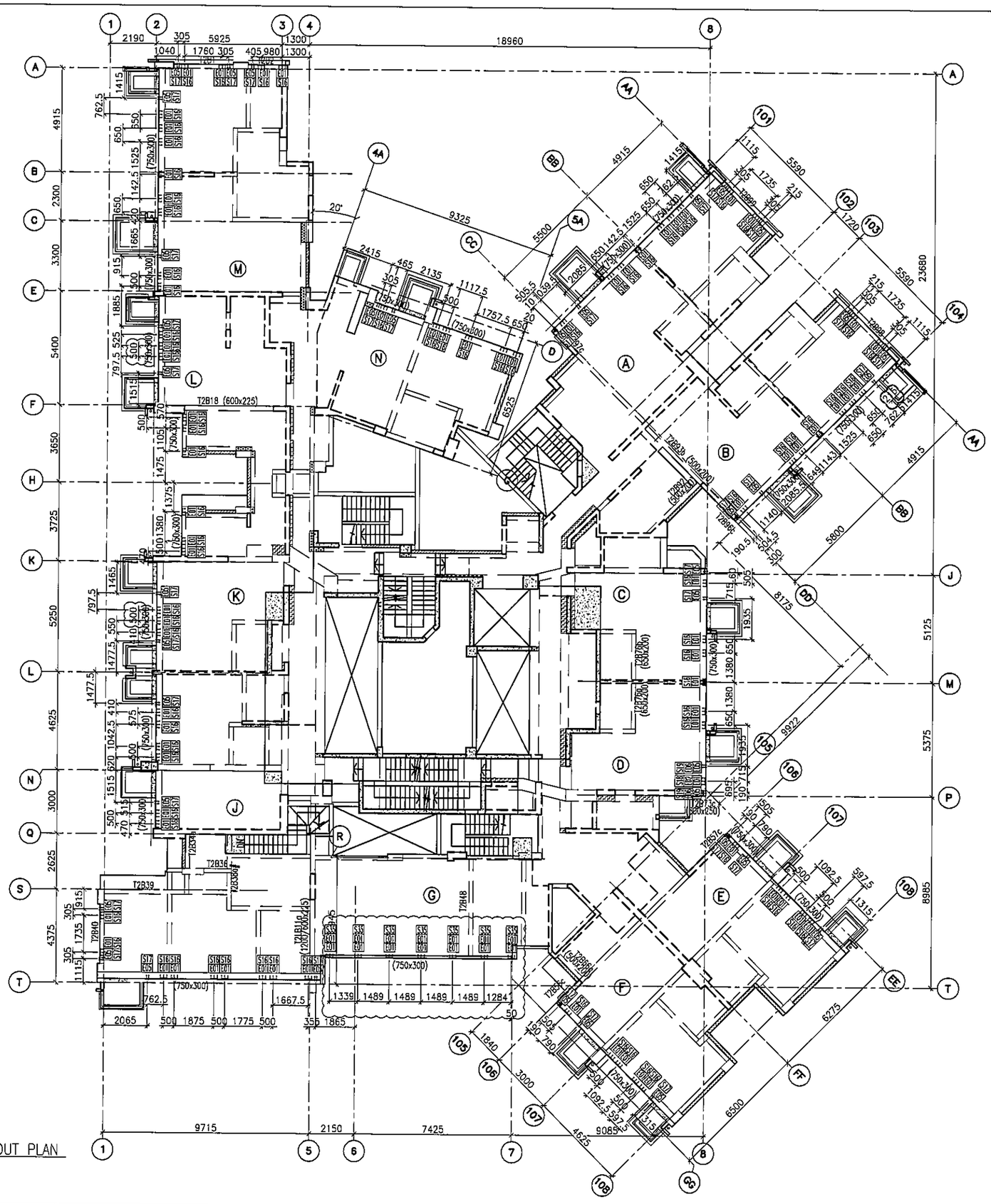

1/- ROOF FLOOR EMBED LAYOUT PLAN AT TOWER 2

FLOOR LEVEL (S.F.L.)(T2)

FLOOR NUMBERING	LEVEL (mPD)
RF	+178.000

B.D. REF :

CLIENT : 信和置業有限公司 Sino Land Company Limited

ARCHITECT : WONG TUNG & PARTNERS LIMITED ARCHITECTS & PLANNERS

MAIN CONTRACTOR : CR Construction Company Limited

STRUCTURAL ENGINEER : AECOM

FACADE CONSULTANT: AECOM

NOTE :
1. ALL DIMENSIONS ARE IN mm.
2. ALL ELEVATIONS ARE VIEWED FROM OUTSIDE.
3. ALL DIMENSIONS TO BE VERIFIED ON SITE BEFORE FABRICATION.

LEGEND :
- X1 — DETAIL MARK NO.
- X001 — REFER SHEET NO.

1. F.F.L. --FINISHED FLOOR LEVEL
2. S.F.L. --STRUCTURAL FLOOR LEVEL
3. /R --REVERSED DETAIL

NO.	DATE	REVISED	BY
E	21/02/2019	GENERAL REVISED	
D	19/01/2019	GENERAL REVISED	
C	22/12/2018	GENERAL REVISED	
B	08/11/2018	GENERAL REVISED	
A	28/9/2018	GENERAL REVISED	

JOB NO. : J-837

PROJECT : URA KWUN TONG TOWN CENTRE REDEVELOPMENT (AREA 2 & 3) AT NKIL 6514, KWUN TONG, KWLOON

TITLE : ROOF FLOOR EMBED LAYOUT PLAN OF CURTAIN WALL AT TOWER 2

DATE : 10-SEP-18 | SCALE : 1:100 (A1)

DRAWN BY : ASING | CHECKED BY : -

美特鋁質有限公司 MIDI ALUMINIUM FABRICATOR LTD.
Units 6-8, Sunray Industrial Centre, 1/F
610 Che Kwo Ling Road, Kowloon
Tel:23489211-4 Fax:(852)27727666

DWG NO. : J837-CW-1206 | REV. : E

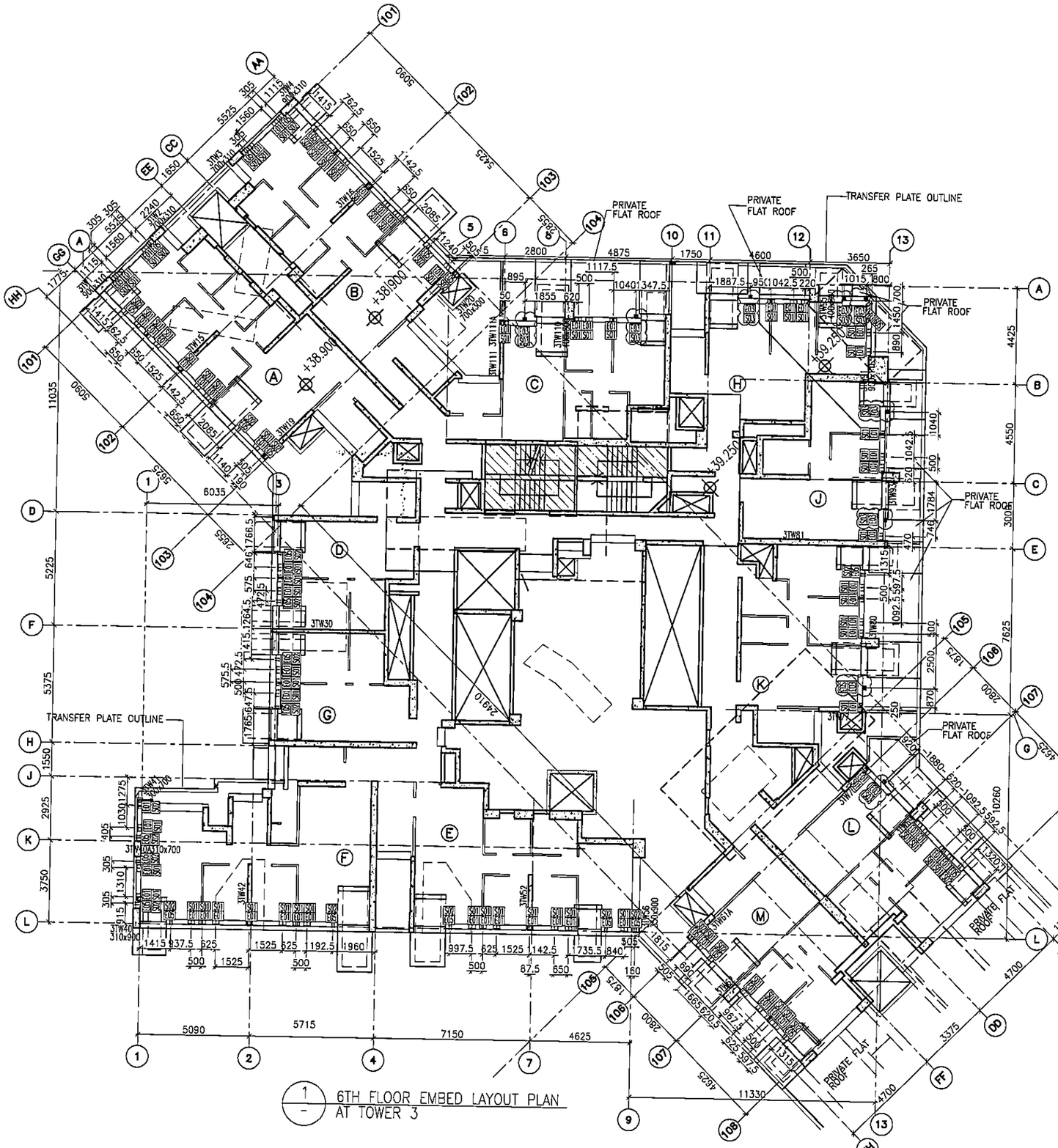

1 / - 6TH FLOOR EMBED LAYOUT PLAN AT TOWER 3

LEGEND :

- EO1 = HILIT , HAC-70 CAST IN CHANNEL
- EO2 = HILIT , HAC-50 CAST IN CHANNEL
- EO3 = GAL. MILD STEEL CAST IN EMBED
- EO4 = CAST-IN HOLDING DOWN BOLT
- EO5 = CAST-IN HOLDING DOWN BOLT

FLOOR LEVEL (S.F.L.)(T3)

FLOOR NUMBERING	LEVEL (mPD)
6/F	+38.900

B.D. REF :

CLIENT : 信和置業有限公司 Sino Land Company Limited

ARCHITECT : WONG TUNG & PARTNERS LIMITED ARCHITECTS & PLANNERS

MAIN CONTRACTOR : CR Construction Company Limited

STRUCTURAL ENGINEER : AECOM

FACADE CONSULTANT: AECOM

NOTE :
1. ALL DIMENSIONS ARE IN mm.
2. ALL ELEVATIONS ARE VIEWED FROM OUTSIDE.
3. ALL DIMENSIONS TO BE VERIFIED ON SITE BEFORE FABRICATION.

LEGEND :
- X1 — DETAIL MARK NO.
- X001 — REFER SHEET NO.

1. F.F.L. --FINISHED FLOOR LEVEL
2. S.F.L. --STRUCTURAL FLOOR LEVEL
3. (R) --REVERSED DETAIL

NO.	DATE	REVISED	BY
H	28/01/2019	GENERAL REVISED	
G	08/11/2018	GENERAL REVISED	
F	11/10/2018	GENERAL REVISED	
E	28/9/2018	GENERAL REVISED	
D	14/9/2018	GENERAL REVISED	
C	04/9/2018	GENERAL REVISED	
B	24/8/2018	GENERAL REVISED	
A	31/7/2018	GENERAL REVISED	

JOB NO. : J-837

PROJECT : URA KWUN TONG TOWN CENTRE REDEVELOPMENT (AREA 2 & 3) AT NKIL 6514, KWUN TONG, KWLOON

TITLE : 6TH FLOOR EMBED LAYOUT PLAN OF CURTAIN WALL AT TOWER 3

DATE : 04-JUL-18 | SCALE : 1:100 (A1)

DRAWN BY : ASING | CHECKED BY : -

美特鋁質有限公司 MIDI ALUMINIUM FABRICATOR LTD.
Units 6-8, Sunray Industrial Centre, 1/F
610 Cha Kwo Ling Road, Kowloon
Tel:23489211-4 Fax:(852)27727666

DWG NO. : J837-CW-1301 | REV. : H

LEGEND :

- E01 = HILTI , HAC-70 CAST IN CHANNEL
- E02 = HILTI , HAC-50 CAST IN CHANNEL
- E03 = GAL. MILD STEEL CAST IN EMBED
- E04 = CAST-IN HOLDING DOWN BOLT
- E05 = CAST-IN HOLDING DOWN BOLT

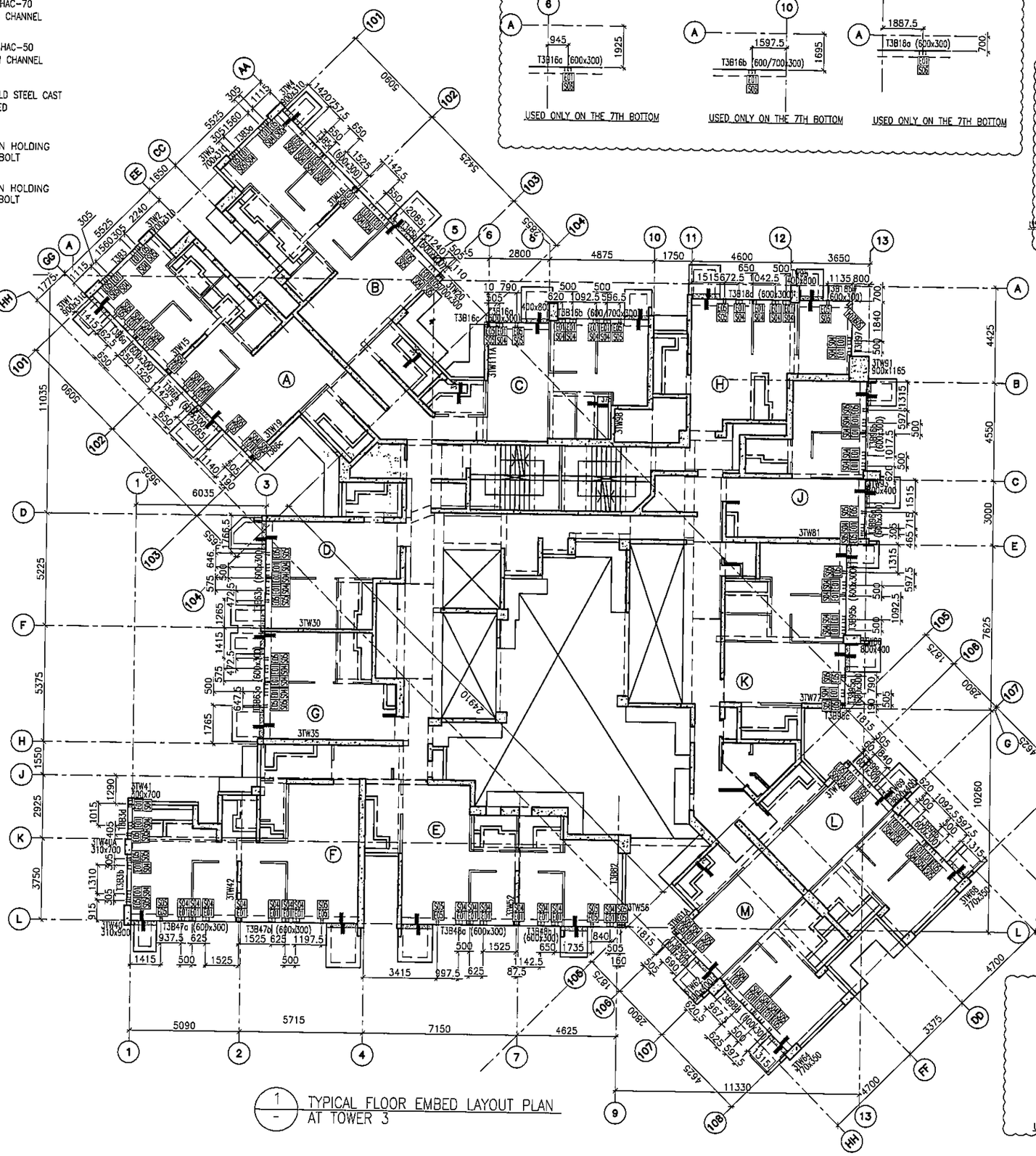

1 TYPICAL FLOOR EMBED LAYOUT PLAN AT TOWER 3

FLOOR LEVEL (S.F.L.)(T3)

FLOOR NUMBERING	LEVEL (mPD)
7F	42.400
8F	45.550
9F	48.700
10F	51.850
11F	55.000
12F	58.150
15F	61.300
16F	64.450
17F	67.600
18F	70.750
19F	73.900
20F	77.050
21F	80.200
22F	83.350
23F	86.500
25F	89.650
26F	92.800
29F	102.250
30F	105.400
31F	108.550
32F	111.700
33F	114.850
35F	118.000
36F	121.150
37F	124.300
38F	127.450
39F	130.600
40F	133.750
41F	136.900
42F	140.050
43F	143.100
45F	146.350
46F	149.500
47F	152.650
48F	155.800
49F	158.950
50F	162.100
51F	165.250

B.D. REF :

CLIENT :
信和置業有限公司
Sino Land Company Limited

ARCHITECT :
WONG TUNG & PARTNERS LIMITED
ARCHITECTS & PLANNERS

MAIN CONTRACTOR :
CR Construction Company Limited

STRUCTURAL ENGINEER :
AECOM

FACADE CONSULTANT:
AECOM

NOTE :
1. ALL DIMENSIONS ARE IN mm.
2. ALL ELEVATIONS ARE VIEWED FROM OUTSIDE.
3. ALL DIMENSIONS TO BE VERIFIED ON SITE BEFORE FABRICATION.

LEGEND :
- X1 / X001 — DETAIL MARK NO. / REFER SHEET NO.

1. F.F.L. --FINISHED FLOOR LEVEL
2. S.F.L. --STRUCTURAL FLOOR LEVEL
3. /R --REVERSED DETAIL

NO.	DATE	REVISED	BY
H	28/01/2019	GENERAL REVISED	
G	08/11/2018	GENERAL REVISED	
F	17/10/2018	GENERAL REVISED	
E	11/10/2018	GENERAL REVISED	
D	14/9/2018	GENERAL REVISED	
C	04/9/2018	GENERAL REVISED	
B	24/8/2018	GENERAL REVISED	
A	31/7/2018	GENERAL REVISED	

JOB NO. : J-837

PROJECT :
URA KWUN TONG TOWN CENTRE REDEVELOPMENT (AREA 2 & 3) AT NKIL 6514, KWUN TONG, KWLOON

TITLE :
TYPICAL FLOOR EMBED LAYOUT PLAN OF CURTAIN WALL AT TOWER 3

DATE : 04-JUL-18 | SCALE : 1:100 (A1)

DRAWN BY : ASING | CHECKED BY : -

美特鋁質有限公司
MIDI ALUMINIUM FABRICATOR LTD.
Units 6-8, Sunray Industrial Centre, 1/F
610 Cha Kwo Ling Road, Kowloon
Tel:23489211-4 Fax:(852)27727666

DWG NO. : J837-CW-1302 | REV. : H

LEGEND :

- E01 = HILIT , HAC-70 CAST IN CHANNEL
- E02 = HILIT , HAC-50 CAST IN CHANNEL
- E03 = GAL. MILD STEEL CAST IN EMBED
- E04 = CAST-IN HOLDING DOWN BOLT
- E05 = CAST-IN HOLDING DOWN BOLT
- E06 = CAST-IN HOLDING DOWN BOLT
- E07 = CAST-IN HOLDING DOWN BOLT

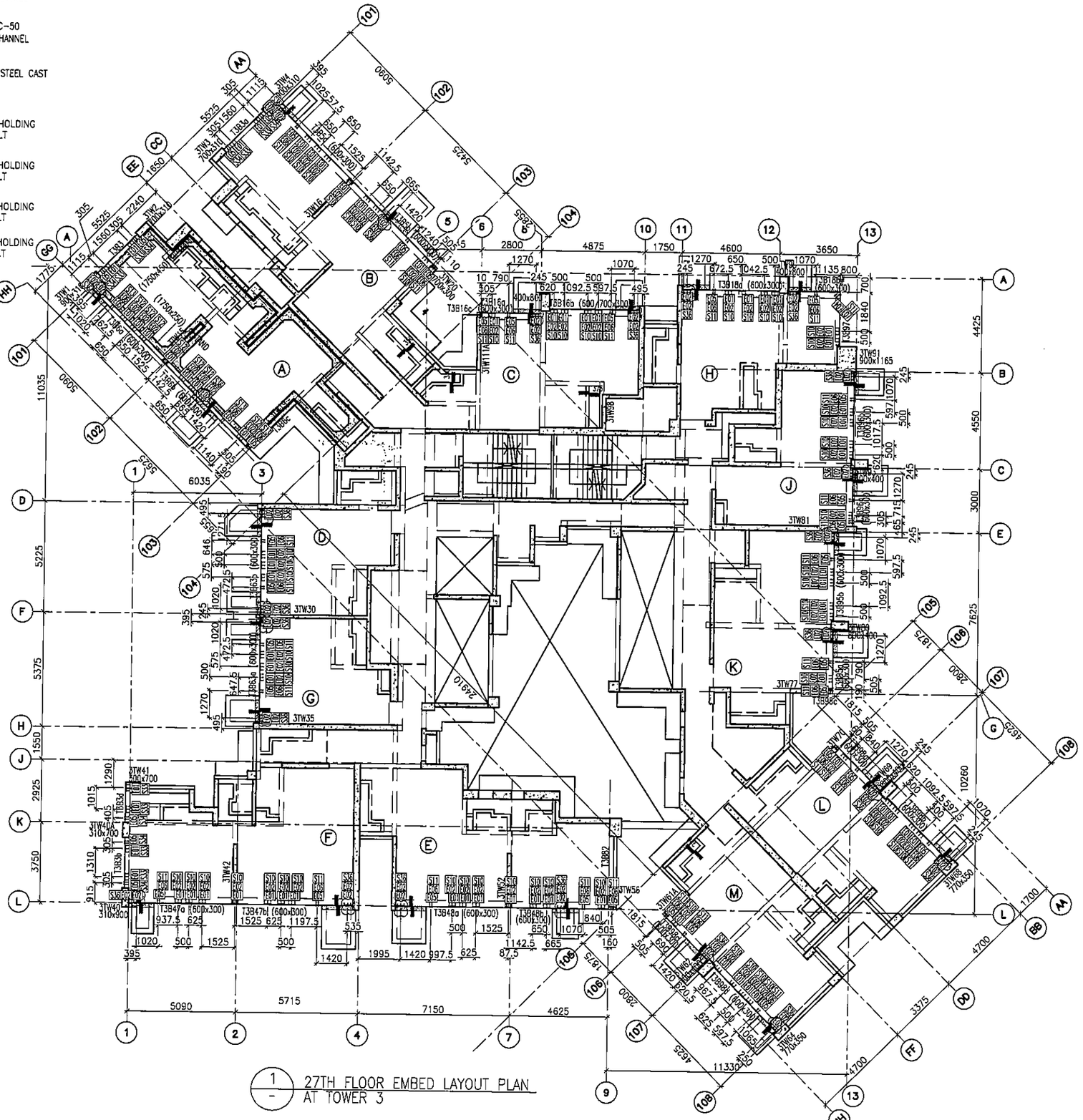

1 / - 27TH FLOOR EMBED LAYOUT PLAN AT TOWER 3

FLOOR LEVEL (S.F.L.)(T3)

FLOOR NUMBERING	LEVEL (mPD)
27F	+95.95

B.D. REF :

CLIENT : 信和置業有限公司 Sino Land Company Limited

ARCHITECT : WONG TUNG & PARTNERS LIMITED ARCHITECTS & PLANNERS

MAIN CONTRACTOR : CR Construction Company Limited

STRUCTURAL ENGINEER : AECOM

FACADE CONSULTANT: AECOM

NOTE :
1. ALL DIMENSIONS ARE IN mm.
2. ALL ELEVATIONS ARE VIEWED FROM OUTSIDE.
3. ALL DIMENSIONS TO BE VERIFIED ON SITE BEFORE FABRICATION.

LEGEND :
- X1 / X001 — DETAIL MARK NO. / REFER SHEET NO.

1. F.F.L. --FINISHED FLOOR LEVEL
2. S.F.L. --STRUCTURAL FLOOR LEVEL
3. (R) --REVERSED DETAIL

NO.	DATE	REVISED	BY
G	21/02/2019	GENERAL REVISED	
F	19/01/2019	GENERAL REVISED	
E	08/11/2018	GENERAL REVISED	
D	17/10/2018	GENERAL REVISED	
C	11/10/2018	GENERAL REVISED	
B	14/9/2018	GENERAL REVISED	
A	07/9/2018	GENERAL REVISED	

JOB NO. : J-837

PROJECT : URA KWUN TONG TOWN CENTRE REDEVELOPMENT (AREA 2 & 3) AT NKIL 6514, KWUN TONG, KWLOON

TITLE : 27TH FLOOR EMBED LAYOUT PLAN OF CURTAIN WALL AT TOWER 3

DATE : 10-SEP-18 | SCALE : 1:100 (A1)

DRAWN BY : ASING | CHECKED BY : -

美特鋁質有限公司 MIDI ALUMINIUM FABRICATOR LTD.
Units 6-8, Sunray Industrial Centre, 1/F
610 Cha Kwo Ling Road, Kowloon
Tel:23489211-4 Fax:(852)27727666

DWG NO. : J837-CW-1303 | REV. : G

LEGEND :

- E01 = HILIT , HAC-70 CAST IN CHANNEL
- E02 = HILIT , HAC-50 CAST IN CHANNEL
- E03 = GAL. MILD STEEL CAST IN EMBED
- E04 = CAST-IN HOLDING DOWN BOLT
- E05 = CAST-IN HOLDING DOWN BOLT

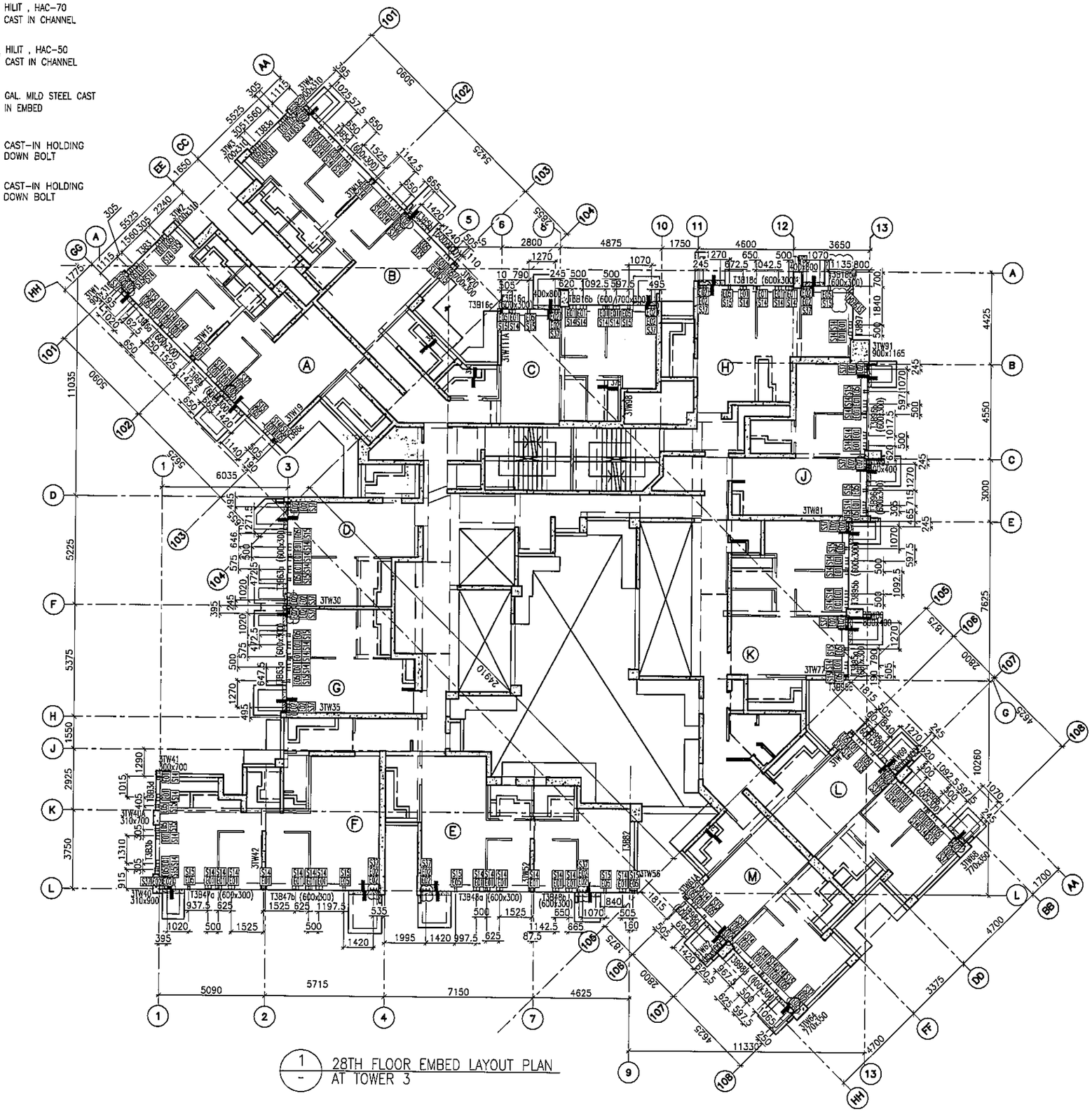
3TW1 600x310
3TW2 700x310
3TW3 700x310
3TW4 700x310
3TW5 700x310
3TW6 700x310
3TW7 700x310
3TW8 700x310
3TW9 700x310
3TW10 700x310
3TW11A 700x310
3TW11B 700x310
3TW15 700x310
3TW19 700x310
3TW30
3TW35
3TW40 310x900
3TW40A 310x700
3TW41 300x700
3TW42
3TW52
3TW56
3TW68 770x350
3TW77
3TW81
3TW88
3TW91 900x165
T3847a (600x300)
T3847b (600x300)
T3848a (600x300)
T3848b (600x300)
T3916c
T3818d (600x300)
T3897
T3895b (600x300)
T3863a
T3863b
T3863d
T3882
T3886
T3888
T3889
T3890
T3891
T3892
T3893
TB816a (600x700x200)
TB816b (600x700x200)
400x800
S14
S15
S16
S17
S18
S19
S20
S21
S22
S23
S24
S25
S26
S27
S28
S29
S30
S31
S32
S33
S34
S35
S36
S37
S38
S39
S40
S41
S42
S43
S44
S45
S46
S47
S48
S49
S50
S51
S52
S53
S54
S55
S56
S57
S58
S59
S60
S61
S62
S63
S64
S65
S66
S67
S68
S69
S70
S71
S72
S73
S74
S75
S76
S77
S78
S79
S80
S81
S82
S83
S84
S85
S86
S87
S88
S89
S90
S91
S92
S93
S94
S95
S96
S97
S98
S99
S100
S101
S102
S103
S104
S105
S106
S107
S108
A
B
C
D
E
F
G
H
J
K
L
M
1
2
3
4
5
6
7
9
10
11
12
13
AA
BB
CC
DD
EE
FF
GG
HH
11035
5225
5375
1550
2925
3750
915
4425
4550
3000
7625
4575
10260
1070
4700
3375
11330
6035
5090
5715
7150
4625
2490
2800
1875
1815
1700
1840
1775
1650
2240
1560
1115
1025
1142.5
1420
1995
997.5
625
937.5
1525
1197.5
535
1092.5
597.5
495
620
790
505
1270
650
500
1135
800
672.5
1042.5
1017.5
165
715
245
305
395
650
865
87.5
160
840
1210
1290
1015
405
1310
915
1550
1290

LEGEND :

- E01 = HILIT , HAC-70 CAST IN CHANNEL
- E02 = HILIT , HAC-50 CAST IN CHANNEL
- E03 = GAL. MILD STEEL CAST IN EMBED
- E04 = CAST-IN HOLDING DOWN BOLT
- E05 = CAST-IN HOLDING DOWN BOLT

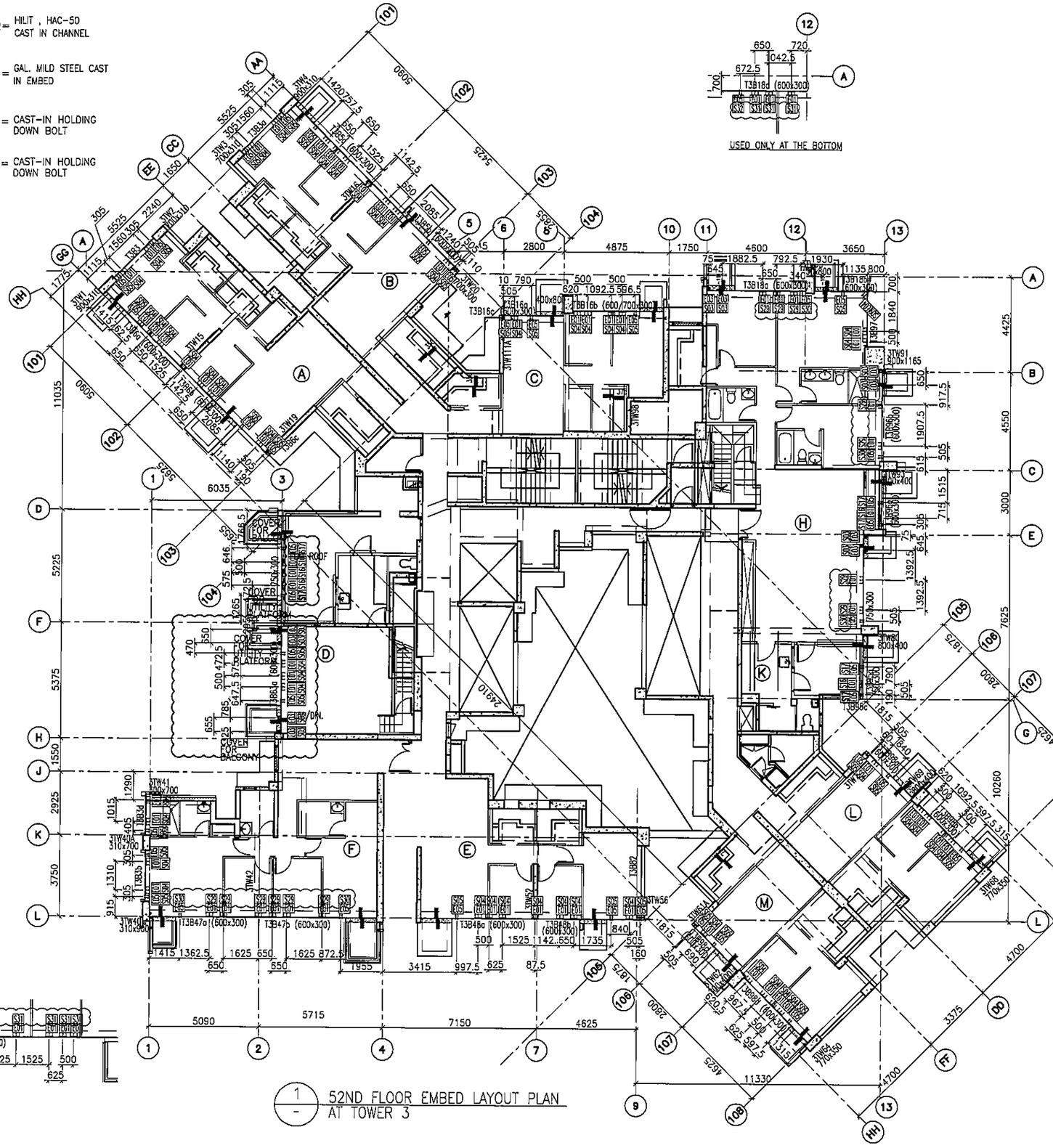
ROOF
COVER FOR A/C
ROOF
COVER FOR A/C
ROOF
ATTIC
LATEORY
DN.
COVER FOR BALCONY
COVER FOR BALCONY
T3B47a (600x300)
T3B47a (600x300)
T3B46a (600x300)
T3B46b (600/700x300)
T3B16a (600x300)
T3B16b (600/700x300)
T3B18a (600x300)
T3B18d (600x300)
T3B18c (600x300)
T3B6a
T3B5a
T3B5d
T3B5b
T3B5c
T3B4a
T3B4b
T3B4c
T3B4d
T3B3a
T3B3b
T3B3c
T3B3d
T3B2a
T3B2b
T3B2c
T3B2d
T3B1a
T3B1b
T3B1c
T3B1d
T3B1e
T3B1f
T3B1g
T3B1h
T3B1i
T3B1j
T3B1k
T3B1l
T3B1m
T3B1n
T3B1o
T3B1p
T3B1q
T3B1r
T3B1s
T3B1t
T3B1u
T3B1v
T3B1w
T3B1x
T3B1y
T3B1z
T3B1aa
T3B1ab
T3B1ac
T3B1ad
T3B1ae
T3B1af
T3B1ag
T3B1ah
T3B1ai
T3B1aj
T3B1ak
T3B1al
T3B1am
T3B1an
T3B1ao
T3B1ap
T3B1aq
T3B1ar
T3B1as
T3B1at
T3B1au
T3B1av
T3B1aw
T3B1ax
T3B1ay
T3B1az
T3B1ba
T3B1bb
T3B1bc
T3B1bd
T3B1be
T3B1bf
T3B1bg
T3B1bh
T3B1bi
T3B1bj
T3B1bk
T3B1bl
T3B1bm
T3B1bn
T3B1bo
T3B1bp
T3B1bq
T3B1br
T3B1bs
T3B1bt
T3B1bu
T3B1bv
T3B1bw
T3B1bx
T3B1by
T3B1bz
T3B1ca
T3B1cb
T3B1cc
T3B1cd
T3B1ce
T3B1cf
T3B1cg
T3B1ch
T3B1ci
T3B1cj
T3B1ck
T3B1cl
T3B1cm
T3B1cn
T3B1co
T3B1cp
T3B1cq
T3B1cr
T3B1cs
T3B1ct
T3B1cu
T3B1cv
T3B1cw
T3B1cx
T3B1cy
T3B1cz
T3B1da
T3B1db
T3B1dc
T3B1dd
T3B1de
T3B1df
T3B1dg
T3B1dh
T3B1di
T3B1dj
T3B1dk
T3B1dl
T3B1dm
T3B1dn
T3B1do
T3B1dp
T3B1dq
T3B1dr
T3B1ds
T3B1dt
T3B1du
T3B1dv
T3B1dw
T3B1dx
T3B1dy
T3B1dz
T3B1ea
T3B1eb
T3B1ec
T3B1ed
T3B1ee
T3B1ef
T3B1eg
T3B1eh
T3B1ei
T3B1ej
T3B1ek
T3B1el
T3B1em
T3B1en
T3B1eo
T3B1ep
T3B1eq
T3B1er
T3B1es
T3B1et
T3B1eu
T3B1ev
T3B1ew
T3B1ex
T3B1ey
T3B1ez
T3B1fa
T3B1fb
T3B1fc
T3B1fd
T3B1fe
T3B1ff
T3B1fg
T3B1fh
T3B1fi
T3B1fj
T3B1fk
T3B1fl
T3B1fm
T3B1fn
T3B1fo
T3B1fp
T3B1fq
T3B1fr
T3B1fs
T3B1ft
T3B1fu
T3B1fv
T3B1fw
T3B1fx
T3B1fy
T3B1fz
T3B1ga
T3B1gb
T3B1gc
T3B1gd
T3B1ge
T3B1gf
T3B1gg
T3B1gh
T3B1gi
T3B1gj
T3B1gk
T3B1gl
T3B1gm
T3B1gn
T3B1go
T3B1gp
T3B1gq
T3B1gr
T3B1gs
T3B1gt
T3B1gu
T3B1gv
T3B1gw
T3B1gx
T3B1gy
T3B1gz
T3B1ha
T3B1hb
T3B1hc
T3B1hd
T3B1he
T3B1hf
T3B1hg
T3B1hh
T3B1hi
T3B1hj
T3B1hk
T3B1hl
T3B1hm
T3B1hn
T3B1ho
T3B1hp
T3B1hq
T3B1hr
T3B1hs
T3B1ht
T3B1hu
T3B1hv
T3B1hw
T3B1hx
T3B1hy
T3B1hz
T3B1ia
T3B1ib
T3B1ic
T3B1id
T3B1ie
T3B1if
T3B1ig
T3B1ih
T3B1ii
T3B1ij
T3B1ik
T3B1il
T3B1im
T3B1in
T3B1io
T3B1ip
T3B1iq
T3B1ir
T3B1is
T3B1it
T3B1iu
T3B1iv
T3B1iw
T3B1ix
T3B1iy
T3B1iz
T3B1ja
T3B1jb
T3B1jc
T3B1jd
T3B1je
T3B1jf
T3B1jg
T3B1jh
T3B1ji
T3B1jj
T3B1jk
T3B1jl
T3B1jm
T3B1jn
T3B1jo
T3B1jp
T3B1jq
T3B1jr
T3B1js
T3B1jt
T3B1ju
T3B1jv
T3B1jw
T3B1jx
T3B1jy
T3B1jz
T3B1ka
T3B1kb
T3B1kc
T3B1kd
T3B1ke
T3B1kf
T3B1kg
T3B1kh
T3B1ki
T3B1kj
T3B1kk
T3B1kl
T3B1km
T3B1kn
T3B1ko
T3B1kp
T3B1kq
T3B1kr
T3B1ks
T3B1kt
T3B1ku
T3B1kv
T3B1kw
T3B1kx
T3B1ky
T3B1kz
T3B1la
T3B1lb
T3B1lc
T3B1ld
T3B1le
T3B1lf
T3B1lg
T3B1lh
T3B1li
T3B1lj
T3B1lk
T3B1ll
T3B1lm
T3B1ln
T3B1lo
T3B1lp
T3B1lq
T3B1lr
T3B1ls
T3B1lt
T3B1lu
T3B1lv
T3B1lw
T3B1lx
T3B1ly
T3B1lz
T3B1ma
T3B1mb
T3B1mc
T3B1md
T3B1me
T3B1mf
T3B1mg
T3B1mh
T3B1mi
T3B1mj
T3B1mk
T3B1ml
T3B1mm
T3B1mn
T3B1mo
T3B1mp
T3B1mq
T3B1mr
T3B1ms
T3B1mt
T3B1mu
T3B1mv
T3B1mw
T3B1mx
T3B1my
T3B1mz
T3B1na
T3B1nb
T3B1nc
T3B1nd
T3B1ne
T3B1nf
T3B1ng
T3B1nh
T3B1ni
T3B1nj
T3B1nk
T3B1nl
T3B1nm
T3B1nn
T3B1no
T3B1np
T3B1nq
T3B1nr
T3B1ns
T3B1nt
T3B1nu
T3B1nv
T3B1nw
T3B1nx
T3B1ny
T3B1nz
T3B1oa
T3B1ob
T3B1oc
T3B1od
T3B1oe
T3B1of
T3B1og
T3B1oh
T3B1oi
T3B1oj
T3B1ok
T3B1ol
T3B1om
T3B1on
T3B1oo
T3B1op
T3B1oq
T3B1or
T3B1os
T3B1ot
T3B1ou
T3B1ov
T3B1ow
T3B1ox
T3B1oy
T3B1oz
T3B1pa
T3B1pb
T3B1pc
T3B1pd
T3B1pe
T3B1pf
T3B1pg
T3B1ph
T3B1pi
T3B1pj
T3B1pk
T3B1pl
T3B1pm
T3B1pn
T3B1po
T3B1pp
T3B1pq
T3B1pr
T3B1ps
T3B1pt
T3B1pu
T3B1pv
T3B1pw
T3B1px
T3B1py
T3B1pz
T3B1qa
T3B1qb
T3B1qc
T3B1qd
T3B1qe
T3B1qf
T3B1qg
T3B1qh
T3B1qi
T3B1qj
T3B1qk
T3B1ql
T3B1qm
T3B1qn
T3B1qo
T3B1qp
T3B1qq
T3B1qr
T3B1qs
T3B1qt
T3B1qu
T3B1qv
T3B1qw
T3B1qx
T3B1qy
T3B1qz
T3B1ra
T3B1rb
T3B1rc
T3B1rd
T3B1re
T3B1rf
T3B1rg
T3B1rh
T3B1ri
T3B1rj
T3B1rk
T3B1rl
T3B1rm
T3B1rn
T3B1ro
T3B1rp
T3B1rq
T3B1rr
T3B1rs
T3B1rt
T3B1ru
T3B1rv
T3B1rw
T3B1rx
T3B1ry
T3B1rz
T3B1sa
T3B1sb
T3B1sc
T3B1sd
T3B1se
T3B1sf
T3B1sg
T3B1sh
T3B1si
T3B1sj
T3B1sk
T3B1sl
T3B1sm
T3B1sn
T3B1so
T3B1sp
T3B1sq
T3B1sr
T3B1ss
T3B1st
T3B1su
T3B1sv
T3B1sw
T3B1sx
T3B1sy
T3B1sz
T3B1ta
T3B1tb
T3B1tc
T3B1td
T3B1te
T3B1tf
T3B1tg
T3B1th
T3B1ti
T3B1tj
T3B1tk
T3B1tl
T3B1tm
T3B1tn
T3B1to
T3B1tp
T3B1tq
T3B1tr
T3B1ts
T3B1tt
T3B1tu
T3B1tv
T3B1tw
T3B1tx
T3B1ty
T3B1tz
T3B1ua
T3B1ub
T3B1uc
T3B1ud
T3B1ue
T3B1uf
T3B1ug
T3B1uh
T3B1ui
T3B1uj
T3B1uk
T3B1ul
T3B1um
T3B1un
T3B1uo
T3B1up
T3B1uq
T3B1ur
T3B1us
T3B1ut
T3B1uu
T3B1uv
T3B1uw
T3B1ux
T3B1uy
T3B1uz
T3B1va
T3B1vb
T3B1vc
T3B1vd
T3B1ve
T3B1vf
T3B1vg
T3B1vh
T3B1vi
T3B1vj
T3B1vk
T3B1vl
T3B1vm
T3B1vn
T3B1vo
T3B1vp
T3B1vq
T3B1vr
T3B1vs
T3B1vt
T3B1vu
T3B1vv
T3B1vw
T3B1vx
T3B1vy
T3B1vz
T3B1wa
T3B1wb
T3B1wc
T3B1wd
T3B1we
T3B1wf
T3B1wg
T3B1wh
T3B1wi
T3B1wj
T3B1wk
T3B1wl
T3B1wm
T3B1wn
T3B1wo
T3B1wp
T3B1wq
T3B1wr
T3B1ws
T3B1wt
T3B1wu
T3B1wv
T3B1ww
T3B1wx
T3B1wy
T3B1wz
T3B1xa
T3B1xb
T3B1xc
T3B1xd
T3B1xe
T3B1xf
T3B1xg
T3B1xh
T3B1xi
T3B1xj
T3B1xk
T3B1xl
T3B1xm
T3B1xn
T3B1xo
T3B1xp
T3B1xq
T3B1xr
T3B1xs
T3B1xt
T3B1xu
T3B1xv
T3B1xw
T3B1xx
T3B1xy
T3B1xz
T3B1ya
T3B1yb
T3B1yc
T3B1yd
T3B1ye
T3B1yf
T3B1yg
T3B1yh
T3B1yi
T3B1yj
T3B1yk
T3B1yl
T3B1ym
T3B1yn
T3B1yo
T3B1yp
T3B1yq
T3B1yr
T3B1ys
T3B1yt
T3B1yu
T3B1yv
T3B1yw
T3B1yx
T3B1yy
T3B1yz
T3B1za
T3B1zb
T3B1zc
T3B1zd
T3B1ze
T3B1zf
T3B1zg
T3B1zh
T3B1zi
T3B1zj
T3B1zk
T3B1zl
T3B1zm
T3B1zn
T3B1zo
T3B1zp
T3B1zq
T3B1zr
T3B1zs
T3B1zt
T3B1zu
T3B1zv
T3B1zw
T3B1zx
T3B1zy
T3B1zz
T3B2aa
T3B2ab
T3B2ac
T3B2ad
T3B2ae
T3B2af
T3B2ag
T3B2ah
T3B2ai
T3B2aj
T3B2ak
T3B2al
T3B2am
T3B2an
T3B2ao
T3B2ap
T3B2aq
T3B2ar
T3B2as
T3B2at
T3B2au
T3B2av
T3B2aw
T3B2ax
T3B2ay
T3B2az
T3B2ba
T3B2bb
T3B2bc
T3B2bd
T3B2be
T3B2bf
T3B2bg
T3B2bh
T3B2bi
T3B2bj
T3B2bk
T3B2bl
T3B2bm
T3B2bn
T3B2bo
T3B2bp
T3B2bq
T3B2br
T3B2bs
T3B2bt
T3B2bu
T3B2bv
T3B2bw
T3B2bx
T3B2by
T3B2bz
T3B2ca
T3B2cb
T3B2cc
T3B2cd
T3B2ce
T3B2cf
T3B2cg
T3B2ch
T3B2ci
T3B2cj
T3B2ck
T3B2cl
T3B2cm
T3B2cn
T3B2co
T3B2cp
T3B2cq
T3B2cr
T3B2cs
T3B2ct
T3B2cu
T3B2cv
T3B2cw
T3B2cx
T3B2cy
T3B2cz
T3B2da
T3B2db
T3B2dc
T3B2dd
T3B2de
T3B2df
T3B2dg
T3B2dh
T3B2di
T3B2dj
T3B2dk
T3B2dl
T3B2dm
T3B2dn
T3B2do
T3B2dp
T3B2dq
T3B2dr
T3B2ds
T3B2dt
T3B2du
T3B2dv
T3B2dw
T3B2dx
T3B2dy
T3B2dz
T3B2ea
T3B2eb
T3B2ec
T3B2ed
T3B2ee
T3B2ef
T3B2eg
T3B2eh
T3B2ei
T3B2ej
T3B2ek
T3B2el
T3B2em
T3B2en
T3B2eo
T3B2ep
T3B2eq
T3B2er
T3B2es
T3B2et
T3B2eu
T3B2ev
T3B2ew
T3B2ex
T3B2ey
T3B2ez
T3B2fa
T3B2fb
T3B2fc
T3B2fd
T3B2fe
T3B2ff
T3B2fg
T3B2fh
T3B2fi
T3B2fj
T3B2fk
T3B2fl
T3B2fm
T3B2fn
T3B2fo
T3B2fp
T3B2fq
T3B2fr
T3B2fs
T3B2ft
T3B2fu
T3B2fv
T3B2fw
T3B2fx
T3B2fy
T3B2fz
T3B2ga
T3B2gb
T3B2gc
T3B2gd
T3B2ge
T3B2gf
T3B2gg
T3B2gh
T3B2gi
T3B2gj
T3B2gk
T3B2gl
T3B2gm
T3B2gn
T3B2go
T3B2gp
T3B2gq
T3B2gr
T3B2gs
T3B2gt
T3B2gu
T3B2gv
T3B2gw
T3B2gx
T3B2gy
T3B2gz
T3B2ha
T3B2hb
T3B2hc
T3B2hd
T3B2he
T3B2hf
T3B2hg
T3B2hh
T3B2hi
T3B2hj
T3B2hk
T3B2hl
T3B2hm
T3B2hn
T3B2ho
T3B2hp
T3B2hq
T3B2hr
T3B2hs
T3B2ht
T3B2hu
T3B2hv
T3B2hw
T3B2hx
T3B2hy
T3B2hz
T3B2ia
T3B2ib
T3B2ic
T3B2id
T3B2ie
T3B2if
T3B2ig
T3B2ih
T3B2ii
T3B2ij
T3B2ik
T3B2il
T3B2im
T3B2in
T3B2io
T3B2ip
T3B2iq
T3B2ir
T3B2is
T3B2it
T3B2iu
T3B2iv
T3B2iw
T3B2ix
T3B2iy
T3B2iz
T3B2ja
T3B2jb
T3B2jc
T3B2jd
T3B2je
T3B2jf
T3B2jg
T3B2jh
T3B2ji
T3B2jj
T3B2jk
T3B2jl
T3B2jm
T3B2jn
T3B2jo
T3B2jp
T3B2jq
T3B2jr
T3B2js
T3B2jt
T3B2ju
T3B2jv
T3B2jw
T3B2jx
T3B2jy
T3B2jz
T3B2ka
T3B2kb
T3B2kc
T3B2kd
T3B2ke
T3B2kf
T3B2kg
T3B2kh
T3B2ki
T3B2kj
T3B2kk
T3B2kl
T3B2km
T3B2kn
T3B2ko
T3B2kp
T3B2kq
T3B2kr
T3B2ks
T3B2kt
T3B2ku
T3B2kv
T3B2kw
T3B2kx
T3B2ky
T3B2kz
T3B2la
T3B2lb
T3B2lc
T3B2ld
T3B2le
T3B2lf
T3B2lg
T3B2lh
T3B2li
T3B2lj
T3B2lk
T3B2ll
T3B2lm
T3B2ln
T3B2lo
T3B2lp
T3B2lq
T3B2lr
T3B2ls
T3B2lt
T3B2lu
T3B2lv
T3B2lw
T3B2lx
T3B2ly
T3B2lz
T3B2ma
T3B2mb
T3B2mc
T3B2md
T3B2me
T3B2mf
T3B2mg
T3B2mh
T3B2mi
T3B2mj
T3B2mk
T3B2ml
T3B2mm
T3B2mn
T3B2mo
T3B2mp
T3B2mq
T3B2mr
T3B2ms
T3B2mt
T3B2mu
T3B2mv
T3B2mw
T3B2mx
T3B2my
T3B2mz
T3B2na
T3B2nb
T3B2nc
T3B2nd
T3B2ne
T3B2nf
T3B2ng
T3B2nh
T3B2ni
T3B2nj
T3B2nk
T3B2nl
T3B2nm
T3B2nn
T3B2no
T3B2np
T3B2nq
T3B2nr
T3B2ns
T3B2nt
T3B2nu
T3B2nv
T3B2nw
T3B2nx
T3B2ny
T3B2nz
T3B2oa
T3B2ob
T3B2oc
T3B2od
T3B2oe
T3B2of
T3B2og
T3B2oh
T3B2oi
T3B2oj
T3B2ok
T3B2ol
T3B2om
T3B2on
T3B2oo
T3B2op
T3B2oq
T3B2or
T3B2os
T3B2ot
T3B2ou
T3B2ov
T3B2ow
T3B2ox
T3B2oy
T3B2oz
T3B2pa
T3B2pb
T3B2pc
T3B2pd
T3B2pe
T3B2pf
T3B2pg
T3B2ph
T3B2pi
T3B2pj
T3B2pk
T3B2pl
T3B2pm
T3B2pn
T3B2po
T3B2pp
T3B2pq
T3B2pr
T3B2ps
T3B2pt
T3B2pu
T3B2pv
T3B2pw
T3B2px
T3B2py
T3B2pz
T3B2qa
T3B2qb
T3B2qc
T3B2qd
T3B2qe
T3B2qf
T3B2qg
T3B2qh
T3B2qi
T3B2qj
T3B2qk
T3B2ql
T3B2qm
T3B2qn
T3B2qo
T3B2qp
T3B2qq
T3B2qr
T3B2qs
T3B2qt
T3B2qu
T3B2qv
T3B2qw
T3B2qx
T3B2qy
T3B2qz
T3B2ra
T3B2rb
T3B2rc
T3B2rd
T3B2re
T3B2rf
T3B2rg
T3B2rh
T3B2ri
T3B2rj
T3B2rk
T3B2rl
T3B2rm
T3B2rn
T3B2ro
T3B2rp
T3B2rq
T3B2rr
T3B2rs
T3B2rt
T3B2ru
T3B2rv
T3B2rw
T3B2rx
T3B2ry
T3B2rz
T3B2sa
T3B2sb
T3B2sc
T3B2sd
T3B2se
T3B2sf
T3B2sg
T3B2sh
T3B2si
T3B2sj
T3B2sk
T3B2sl
T3B2sm
T3B2sn
T3B2so
T3B2sp
T3B2sq
T3B2sr
T3B2ss
T3B2st
T3B2su
T3B2sv
T3B2sw
T3B2sx
T3B2sy
T3B2sz
T3B2ta
T3B2tb
T3B2tc
T3B2td
T3B2te
T3B2tf
T3B2tg
T3B2th
T3B2ti
T3B2tj
T3B2tk
T3B2tl
T3B2tm
T3B2tn
T3B2to
T3B2tp
T3B2tq
T3B2tr
T3B2ts
T3B2tt
T3B2tu
T3B2tv
T3B2tw
T3B2tx
T3B2ty
T3B2tz
T3B2ua
T3B2ub
T3B2uc
T3B2ud
T3B2ue
T3B2uf
T3B2ug
T3B2uh
T3B2ui
T3B2uj
T3B2uk
T3B2ul
T3B2um
T3B2un
T3B2uo
T3B2up
T3B2uq
T3B2ur
T3B2us
T3B2ut
T3B2uu
T3B2uv
T3B2uw
T3B2ux
T3B2uy
T3B2uz
T3B2va
T3B2vb
T3B2vc
T3B2vd
T3B2ve
T3B2vf
T3B2vg
T3B2vh
T3B2vi
T3B2vj
T3B2vk
T3B2vl
T3B2vm
T3B2vn
T3B2vo
T3B2vp
T3B2vq
T3B2vr
T3B2vs
T3B2vt
T3B2vu
T3B2vv
T3B2vw
T3B2vx
T3B2vy
T3B2vz
T3B2wa
T3B2wb
T3B2wc
T3B2wd
T3B2we
T3B2wf
T3B2wg
T3B2wh
T3B2wi
T3B2wj
T3B2wk
T3B2wl
T3B2wm
T3B2wn
T3B2wo
T3B2wp
T3B2wq
T3B2wr
T3B2ws
T3B2wt
T3B2wu
T3B2wv
T3B2ww
T3B2wx
T3B2wy
T3B2wz
T3B2xa
T3B2xb
T3B2xc
T3B2xd
T3B2xe
T3B2xf
T3B2xg
T3B2xh
T3B2xi
T3B2xj
T3B2xk
T3B2xl
T3B2xm
T3B2xn
T3B2xo
T3B2xp
T3B2xq
T3B2xr
T3B2xs
T3B2xt
T3B2xu
T3B2xv
T3B2xw
T3B2xx
T3B2xy
T3B2xz
T3B2ya
T3B2yb
T3B2yc
T3B2yd
T3B2ye
T3B2yf
T3B2yg
T3B2yh
T3B2yi
T3B2yj
T3B2yk
T3B2yl
T3B2ym
T3B2yn
T3B2yo
T3B2yp
T3B2yq
T3B2yr
T3B2ys
T3B2yt
T3B2yu
T3B2yv
T3B2yw
T3B2yx
T3B2yy
T3B2yz
T3B2za
T3B2zb
T3B2zc
T3B2zd
T3B2ze
T3B2zf
T3B2zg
T3B2zh
T3B2zi
T3B2zj
T3B2zk
T3B2zl
T3B2zm
T3B2zn
T3B2zo
T3B2zp
T3B2zq
T3B2zr
T3B2zs
T3B2zt
T3B2zu
T3B2zv
T3B2zw
T3B2zx
T3B2zy
T3B2zz
T3B3aa
T3B3ab
T3B3ac
T3B3ad
T3B3ae
T3B3af
T3B3ag
T3B3ah
T3B3ai
T3B3aj
T3B3ak
T3B3al
T3B3am
T3B3an
T3B3ao
T3B3ap
T3B3aq
T3B3ar
T3B3as
T3B3at
T3B3au
T3B3av
T3B3aw
T3B3ax
T3B3ay
T3B3az
T3B3ba
T3B3bb
T3B3bc
T3B3bd
T3B3be
T3B3bf
T3B3bg
T3B3bh
T3B3bi
T3B3bj
T3B3bk
T3B3bl
T3B3bm
T3B3bn
T3B3bo
T3B3bp
T3B3bq
T3B3br
T3B3bs
T3B3bt
T3B3bu
T3B3bv
T3B3bw
T3B3bx
T3B3by
T3B3bz
T3B3ca
T3B3cb
T3B3cc
T3B3cd
T3B3ce
T3B3cf
T3B3cg
T3B3ch
T3B3ci
T3B3cj
T3B3ck
T3B3cl
T3B3cm
T3B3cn
T3B3co
T3B3cp
T3B3cq
T3B3cr
T3B3cs
T3B3ct
T3B3cu
T3B3cv
T3B3cw
T3B3cx
T3B3cy
T3B3cz
T3B3da
T3B3db
T3B3dc
T3B3dd
T3B3de
T3B3df
T3B3dg
T3B3dh
T3B3di
T3B3dj
T3B3dk
T3B3dl
T3B3dm
T3B3dn
T3B3do
T3B3dp
T3B3dq
T3B3dr
T3B3ds
T3B3dt
T3B3du
T3B3dv
T3B3dw
T3B3dx
T3B3dy
T3B3dz
T3B3ea
T3B3eb
T3B3ec
T3B3ed
T3B3ee
T3B3ef
T3B3eg
T3B3eh
T3B3ei
T3B3ej
T3B3ek
T3B3el
T3B3em
T3B3en
T3B3eo
T3B3ep
T3B3eq
T3B3er
T3B3es
T3B3et
T3B3eu
T3B3ev
T3B3ew
T3B3ex
T3B3ey
T3B3ez
T3B3fa
T3B3fb
T3B3fc
T3B3fd
T3B3fe
T3B3ff
T3B3fg
T3B3fh
T3B3fi
T3B3fj
T3B3fk
T3B3fl
T3B3fm
T3B3fn
T3B3fo
T3B3fp
T3B3fq
T3B3fr
T3B3fs
T3B3ft
T3B3fu
T3B3fv
T3B3fw
T3B3fx
T3B3fy
T3B3fz
T3B3ga
T3B3gb
T3B3gc
T3B3gd
T3B3ge
T3B3gf
T3B3gg
T3B3gh
T3B3gi
T3B3gj
T3B3gk
T3B3gl
T3B3gm
T3B3gn
T3B3go
T3B3gp
T3B3gq
T3B3gr
T3B3gs
T3B3gt
T3B3gu
T3B3gv
T3B3gw
T3B3gx
T3B3gy
T3B3gz
T3B3ha
T3B3hb
T3B3hc
T3B3hd
T3B3he
T3B3hf
T3B3hg
T3B3hh
T3B3hi
T3B3hj
T3B3hk
T3B3hl
T3B3hm
T3B3hn
T3B3ho
T3B3hp
T3B3hq
T3B3hr
T3B3hs
T3B3ht
T3B3hu
T3B3hv
T3B3hw
T3B3hx
T3B3hy
T3B3hz
T3B3ia
T3B3ib
T3B3ic
T3B3id
T3B3ie
T3B3if
T3B3ig
T3B3ih
T3B3ii
T3B3ij
T3B3ik
T3B3il
T3B3im
T3B3in
T3B3io
T3B3ip
T3B3iq
T3B3ir
T3B3is
T3B3it
T3B3iu
T3B3iv
T3B3iw
T3B3ix
T3B3iy
T3B3iz
T3B3ja
T3B3jb
T3B3jc
T3B3jd
T3B3je
T3B3jf
T3B3jg
T3B3jh
T3B3ji
T3B3jj
T3B3jk
T3B3jl
T3B3jm
T3B3jn
T3B3jo
T3B3jp
T3B3jq
T3B3jr
T3B3js
T3B3jt
T3B3ju
T3B3jv
T3B3jw
T3B3jx
T3B3jy
T3B3jz
T3B3ka
T3B3kb
T3B3kc
T3B3kd
T3B3ke
T3B3kf
T3B3kg
T3B3kh
T3B3ki
T3B3kj
T3B3kk
T3B3kl
T3B3km
T3B3kn
T3B3ko
T3B3kp
T3B3kq
T3B3kr
T3B3ks
T3B3kt
T3B3ku
T3B3kv
T3B3kw
T3B3kx
T3B3ky
T3B3kz
T3B3la
T3B3lb
T3B3lc
T3B3ld
T3B3le
T3B3lf
T3B3lg
T3B3lh
T3B3li
T3B3lj
T3B3lk
T3B3ll
T3B3lm
T3B3ln
T3B3lo
T3B3lp
T3B3lq
T3B3lr
T3B3ls
T3B3lt
T3B3lu
T3B3lv
T3B3lw
T3B3lx
T3B3ly
T3B3lz
T3B3ma
T3B3mb
T3B3mc
T3B3md
T3B3me
T3B3mf
T3B3mg
T3B3mh
T3B3mi
T3B3mj
T3B3mk
T3B3ml
T3B3mm
T3B3mn
T3B3mo
T3B3mp
T3B3mq
T3B3mr
T3B3ms
T3B3mt
T3B3mu
T3B3mv
T3B3mw
T3B3mx
T3B3my
T3B3mz
T3B3na
T3B3nb
T3B3nc
T3B3nd
T3B3ne
T3B3nf
T3B3ng
T3B3nh
T3B3ni
T3B3nj
T3B3nk
T3B3nl
T3B3nm
T3B3nn
T3B3no
T3B3np
T3B3nq
T3B3nr
T3B3ns
T3B3nt
T3B3nu
T3B3nv
T3B3nw
T3B3nx
T3B3ny
T3B3nz
T3B3oa
T3B3ob
T3B3oc
T3B3od
T3B3oe
T3B3of
T3B3og
T3B3oh
T3B3oi
T3B3oj
T3B3ok
T3B3ol
T3B3om
T3B3on
T3B3oo
T3B3op
T3B3oq
T3B3or
T3B3os
T3B3ot
T3B3ou
T3B3ov
T3B3ow
T3B3ox
T3B3oy
T3B3oz
T3B3pa
T3B3pb
T3B3pc
T3B3pd
T3B3pe
T3B3pf
T3B3pg
T3B3ph
T3B3pi
T3B3pj
T3B3pk
T3B3pl
T3B3pm
T3B3pn
T3B3po
T3B3pp
T3B3pq
T3B3pr
T3B3ps
T3B3pt
T3B3pu
T3B3pv
T3B3pw
T3B3px
T3B3py
T3B3pz
T3B3qa
T3B3qb
T3B3qc
T3B3qd
T3B3qe
T3B3qf
T3B3qg
T3B3qh
T3B3qi
T3B3qj
T3B3qk
T3B3ql
T3B3qm
T3B3qn
T3B3qo
T3B3qp
T3B3qq
T3B3qr
T3B3qs
T3B3qt
T3B3qu
T3B3qv
T3B3qw
T3B3qx
T3B3qy
T3B3qz
T3B3ra
T3B3rb
T3B3rc
T3B3rd
T3B3re
T3B3rf
T3B3rg
T3B3rh
T3B3ri
T3B3rj
T3B3rk
T3B3rl
T3B3rm
T3B3rn
T3B3ro
T3B3rp
T3B3rq
T3B3rr
T3B3rs
T3B3rt
T3B3ru
T3B3rv
T3B3rw
T3B3rx
T3B3ry
T3B3rz
T3B3sa
T3B3sb
T3B3sc
T3B3sd
T3B3se
T3B3sf
T3B3sg
T3B3sh
T3B3si
T3B3sj
T3B3sk
T3B3sl
T3B3sm
T3B3sn
T3B3so
T3B3sp
T3B3sq
T3B3sr
T3B3ss
T3B3st
T3B3su
T3B3sv
T3B3sw
T3B3sx
T3B3sy
T3B3sz
T3B3ta
T3B3tb
T3B3tc
T3B3td
T3B3te
T3B3tf
T3B3tg
T3B3th
T3B3ti
T3B3tj
T3B3tk
T3B3tl
T3B3tm
T3B3tn
T3B3to
T3B3tp
T3B3tq
T3B3tr
T3B3ts
T3B3tt
T3B3tu
T3B3tv
T3B3tw
T3B3tx
T3B3ty
T3B3tz
T3B3ua
T3B3ub
T3B3uc
T3B3ud
T3B3ue
T3B3uf
T3B3ug
T3B3uh
T3B3ui
T3B3uj
T3B3uk
T3B3ul
T3B3um
T3B3un
T3B3uo
T3B3up
T3B3uq
T3B3ur
T3B3us
T3B3ut
T3B3uu
T3B3uv
T3B3uw
T3B3ux
T3B3uy
T3B3uz
T3B3va
T3B3vb
T3B3vc
T3B3vd
T3B3ve
T3B3vf
T3B3vg
T3B3vh
T3B3vi
T3B3vj
T3B3vk
T3B3vl
T3B3vm
T3B3vn
T3B3vo
T3B3vp
T3B3vq
T3B3vr
T3B3vs
T3B3vt
T3B3vu
T3B3vv
T3B3vw
T3B3vx
T3B3vy
T3B3vz
T3B3wa
T3B3wb
T3B3wc
T3B3wd
T3B3we
T3B3wf
T3B3wg
T3B3wh
T3B3wi
T3B3wj
T3B3wk
T3B3wl
T3B3wm
T3B3wn
T3B3wo
T3B3wp
T3B3wq
T3B3wr
T3B3ws
T3B3wt
T3B3wu
T3B3wv
T3B3ww
T3B3wx
T3B3wy
T3B3wz
T3B3xa
T3B3xb
T3B3xc
T3B3xd
T3B3xe
T3B3xf
T3B3xg
T3B3xh
T3B3xi
T3B3xj
T3B3xk
T3B3xl
T3B3xm
T3B3xn
T3B3xo
T3B3xp
T3B3xq
T3B3xr
T3B3xs
T3B3xt
T3B3xu
T3B3xv
T3B3xw
T3B3xx
T3B3xy
T3B3xz
T3B3ya
T3B3yb
T3B3yc
T3B3yd
T3B3ye
T3B3yf
T3B3yg
T3B3yh
T3B3yi
T3B3yj
T3B3yk
T3B3yl
T3B3ym
T3B3yn
T3B3yo
T3B3yp
T3B3yq
T3B3yr
T3B3ys
T3B3yt
T3B3yu
T3B3yv
T3B3yw
T3B3yx
T3B3yy
T3B3yz
T3B3za
T3B3zb
T3B3zc
T3B3zd
T3B3ze
T3B3zf
T3B3zg
T3B3zh
T3B3zi
T3B3zj
T3B3zk
T3B3zl
T3B3zm
T3B3zn
T3B3zo
T3B3zp
T3B3zq
T3B3zr
T3B3zs
T3B3zt
T3B3zu
T3B3zv
T3B3zw
T3B3zx
T3B3zy
T3B3zz
T3B4aa
T3B4ab
T3B4ac
T3B4ad
T3B4ae
T3B4af
T3B4ag
T3B4ah
T3B4ai
T3B4aj
T3B4ak
T3B4al
T3B4am
T3B4an
T3B4ao
T3B4ap
T3B4aq
T3B4ar
T3B4as
T3B4at
T3B4au
T3B4av
T3B4aw
T3B4ax
T3B4ay
T3B4az
T3B4ba
T3B4bb
T3B4bc
T3B4bd
T3B4be
T3B4bf
T3B4bg
T3B4bh
T3B4bi
T3B4bj
T3B4bk
T3B4bl
T3B4bm
T3B4bn
T3B4bo
T3B4bp
T3B4bq
T3B4br
T3B4bs
T3B4bt
T3B4bu
T3B4bv
T3B4bw
T3B4bx
T3B4by
T3B4bz
T3B4ca
T3B4cb
T3B4cc
T3B4cd
T3B4ce
T3B4cf
T3B4cg
T3B4ch
T3B4ci
T3B4cj
T3B4ck
T3B4cl
T3B4cm
T3B4cn
T3B4co
T3B4cp
T3B4cq
T3B4cr
T3B4cs
T3B4ct
T3B4cu
T3B4cv
T3B4cw
T3B4cx
T3B4cy
T3B4cz
T3B4da
T3B4db
T3B4dc
T3B4dd
T3B4de
T3B4df
T3B4dg
T3B4dh
T3B4di
T3B4dj
T3B4dk
T3B4dl
T3B4dm
T3B4dn
T3B4do
T3B4dp
T3B4dq
T3B4dr
T3B4ds
T3B4dt
T3B4du
T3B4dv
T3B4dw
T3B4dx
T3B4dy
T3B4dz
T3B4ea
T3B4eb
T3B4ec
T3B4ed
T3B4ee
T3B4ef
T3B4eg
T3B4eh
T3B4ei
T3B4ej
T3B4ek
T3B4el
T3B4em
T3B4en
T3B4eo
T3B4ep
T3B4eq
T3B4er
T3B4es
T3B4et
T3B4eu
T3B4ev
T3B4ew
T3B4ex
T3B4ey
T3B4ez
T3B4fa
T3B4fb
T3B4fc
T3B4fd
T3B4fe
T3B4ff
T3B4fg
T3B4fh
T3B4fi
T3B4fj
T3B4fk
T3B4fl
T3B4fm
T3B4fn
T3B4fo
T3B4fp
T3B4fq
T3B4fr
T3B4fs
T3B4ft
T3B4fu
T3B4fv
T3B4fw
T3B4fx
T3B4fy
T3B4fz
T3B4ga
T3B4gb
T3B4gc
T3B4gd
T3B4ge
T3B4gf
T3B4gg
T3B4gh
T3B4gi
T3B4gj
T3B4gk
T3B4gl
T3B4gm
T3B4gn
T3B4go
T3B4gp
T3B4gq
T3B4gr
T3B4gs
T3B4gt
T3B4gu
T3B4gv
T3B4gw
T3B4gx
T3B4gy
T3B4gz
T3B4ha
T3B4hb
T3B4hc
T3B4hd
T3B4he
T3B4hf
T3B4hg
T3B4hh
T3B4hi
T3B4hj
T3B4hk
T3B4hl
T3B4hm
T3B4hn
T3B4ho
T3B4hp
T3B4hq
T3B4hr
T3B4hs
T3B4ht
T3B4hu
T

LEGEND :

- E01 = HILIT , HAC-70 CAST IN CHANNEL
- E02 = HILIT , HAC-50 CAST IN CHANNEL
- E04 = CAST-IN HOLDING DOWN BOLT
- E05 = CAST-IN HOLDING DOWN BOLT
- E06 = CAST-IN HOLDING DOWN BOLT
- E07 = CAST-IN HOLDING DOWN BOLT

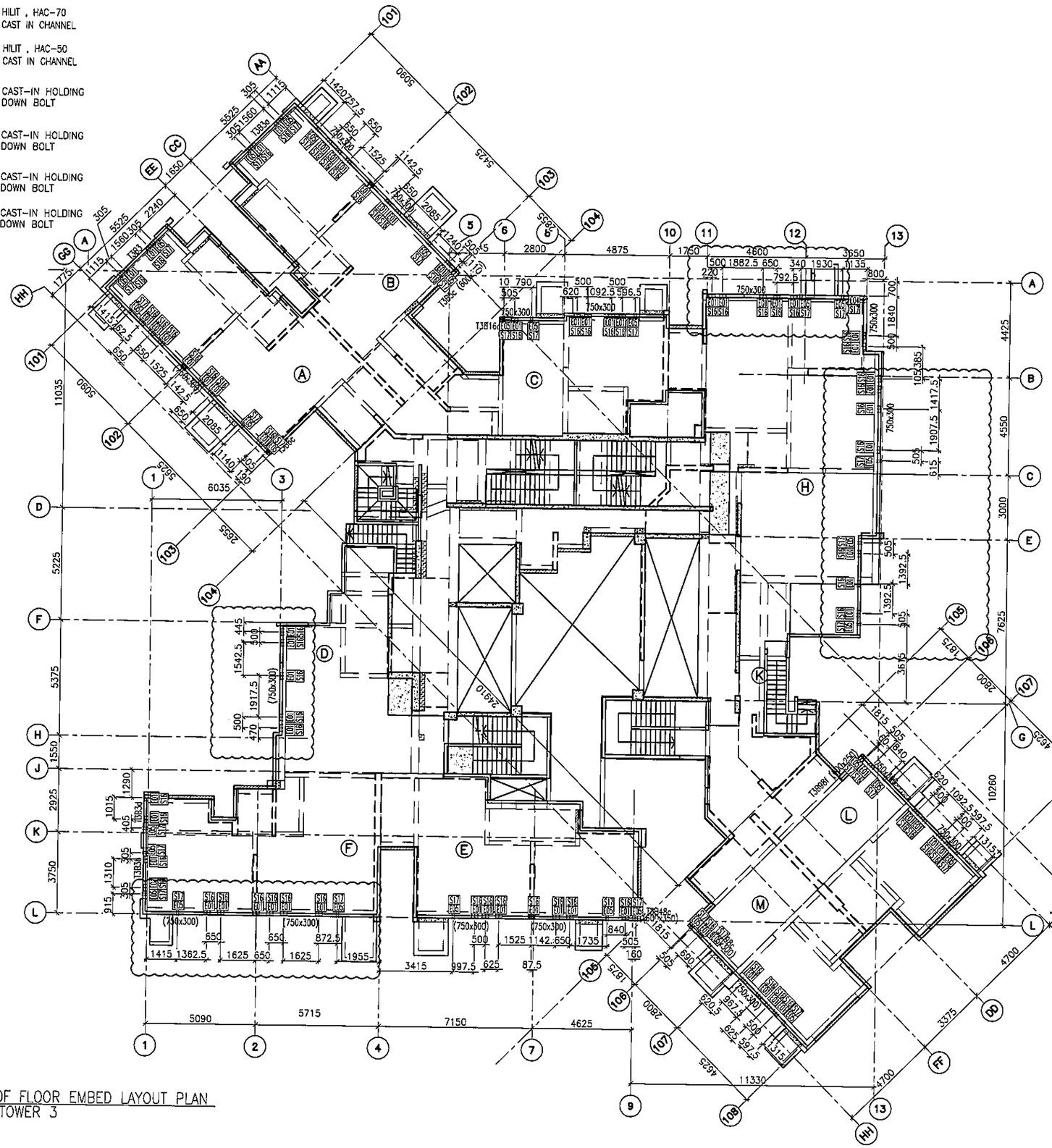

1 / - ROOF FLOOR EMBED LAYOUT PLAN AT TOWER 3

FLOOR LEVEL (S.F.L.)(T3)

FLOOR NUMBERING	LEVEL (mPD)
RF	+171.700

B.D. REF :

CLIENT : 信和置業有限公司 Sino Land Company Limited

ARCHITECT : WONG TUNG & PARTNERS LIMITED ARCHITECTS & PLANNERS

MAIN CONTRACTOR : CR Construction Company Limited

STRUCTURAL ENGINEER : AECOM

FACADE CONSULTANT: AECOM

NOTE :
1. ALL DIMENSIONS ARE IN mm.
2. ALL ELEVATIONS ARE VIEWED FROM OUTSIDE.
3. ALL DIMENSIONS TO BE VERIFIED ON SITE BEFORE FABRICATION.

LEGEND :
- X1 / X001 — DETAIL MARK NO. / REFER SHEET NO.
1. F.F.L. --FINISHED FLOOR LEVEL
2. S.F.L. --STRUCTURAL FLOOR LEVEL
3. (R) --REVERSED DETAIL

NO.	DATE	REVISED	BY
B	22/12/2018	GENERAL REVISED	
A	11/10/2018	GENERAL REVISED	

JOB NO. : J-837

PROJECT : URA KWUN TONG TOWN CENTRE REDEVELOPMENT (AREA 2 & 3) AT NKIL 6514, KWUN TONG, KWLOON

TITLE : ROOF FLOOR EMBED LAYOUT PLAN OF CURTAIN WALL AT TOWER 3

DATE : 10-SEP-18 | SCALE : 1:100 (A1)

DRAWN BY : ASING | CHECKED BY : -

美特鋁製有限公司 MIDI ALUMINIUM FABRICATOR LTD.
Units 6-8, Sunray Industrial Centre, 1/F
610 Cha Kwo Ling Road, Kowloon
Tel:23489211-4 Fax:(852)27727666

DWG NO. : J837-CW-1306 | REV. : B

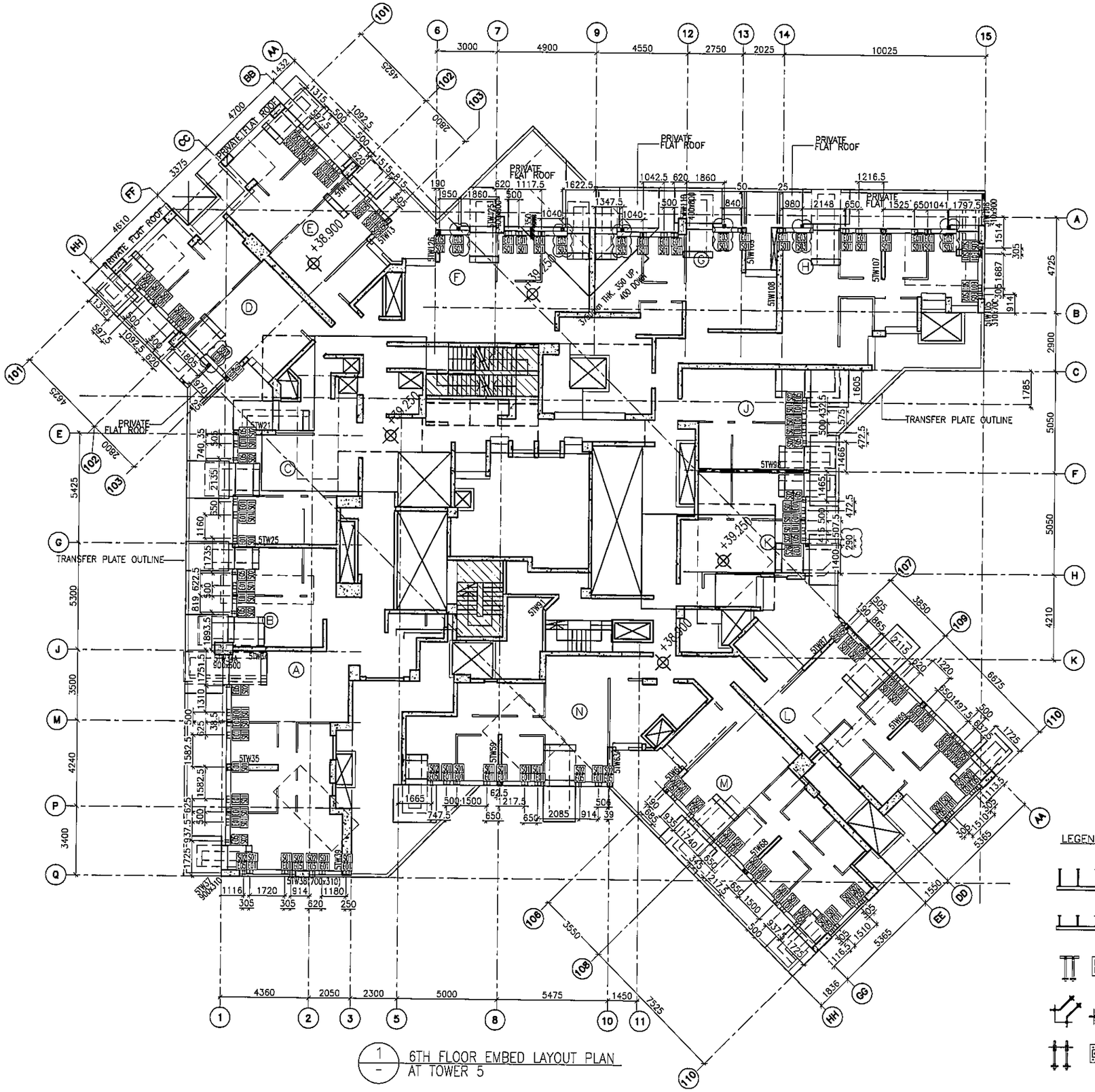

1 / - 6TH FLOOR EMBED LAYOUT PLAN AT TOWER 5

B.D. REF :

CLIENT :
信和置業有限公司
Sino Land Company Limited

ARCHITECT :
WONG TUNG & PARTNERS LIMITED
ARCHITECTS & PLANNERS

MAIN CONTRACTOR :
CR Construction Company Limited

STRUCTURAL ENGINEER :
AECOM

FACADE CONSULTANT:
AECOM

NOTE :
1. ALL DIMENSIONS ARE IN mm.
2. ALL ELEVATIONS ARE VIEWED FROM OUTSIDE.
3. ALL DIMENSIONS TO BE VERIFIED ON SITE BEFORE FABRICATION.

LEGEND :
X1 — DETAIL MARK NO.
X001 — REFER SHEET NO.

1. F.F.L. ---FINISHED FLOOR LEVEL
2. S.F.L. ---STRUCTURAL FLOOR LEVEL
3. /R ---REVERSED DETAIL

NO.	DATE	REVISED	BY
K	28/01/2019	GENERAL REVISED	
J	19/01/2019	GENERAL REVISED	
I	22/12/2018	GENERAL REVISED	
H	08/11/2018	GENERAL REVISED	
G	11/10/2018	GENERAL REVISED	
F	8/10/2018	GENERAL REVISED	
E	28/9/2018	GENERAL REVISED	
D	14/9/2018	GENERAL REVISED	
C	04/9/2018	GENERAL REVISED	
B	24/8/2018	GENERAL REVISED	
A	11/8/2018	GENERAL REVISED	

JOB NO. : J-837

PROJECT :
URA KWUN TONG TOWN CENTRE REDEVELOPMENT (AREA 2 & 3) AT NKIL 6514, KWUN TONG, KWLOON

TITLE :
6TH FLOOR EMBED LAYOUT PLAN OF CURTAIN WALL AT TOWER 5

DATE : 04-JUL-18 | SCALE : 1:100 (A1)

DRAWN BY : ASING | CHECKED BY : -

美特鋁質有限公司
MIDI ALUMINIUM FABRICATOR LTD.
Units 6-8, Sunray Industrial Centre, 1/F
610 Cha Kwo Ling Road, Kowloon
Tel:23489211-4 Fax:(852)27727666

DWG NO. : J837-CW-1501 | REV. : K

LEGEND :

- E01 = HILIT , HAC-70 CAST IN CHANNEL
- E02 = HILIT , HAC-50 CAST IN CHANNEL
- E03 = GAL. MILD STEEL CAST IN EMBED
- E04 = CAST-IN HOLDING DOWN BOLT
- E05 = CAST-IN HOLDING DOWN BOLT

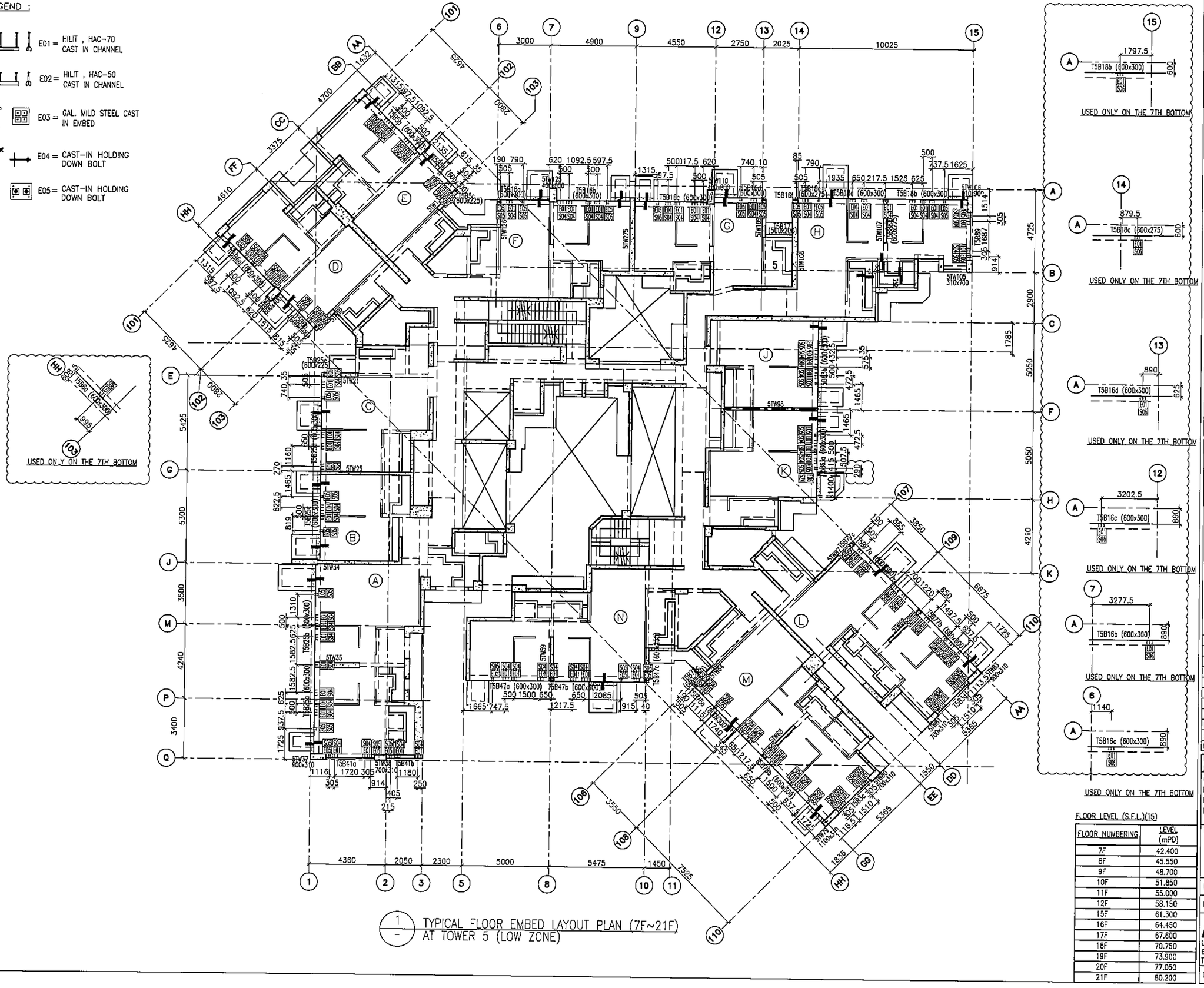

1 / - TYPICAL FLOOR EMBED LAYOUT PLAN (7F~21F) AT TOWER 5 (LOW ZONE)

FLOOR LEVEL (S.F.L.)(TS)

FLOOR NUMBERING	LEVEL (mPD)
7F	42.400
8F	45.550
9F	48.700
10F	51.850
11F	55.000
12F	58.150
15F	61.300
16F	64.450
17F	67.600
18F	70.750
19F	73.900
20F	77.050
21F	80.200

B.D. REF :

CLIENT : 信和置業有限公司 Sino Land Company Limited

ARCHITECT : WONG TUNG & PARTNERS LIMITED ARCHITECTS & PLANNERS

MAIN CONTRACTOR : CR Construction Company Limited

STRUCTURAL ENGINEER : AECOM

FACADE CONSULTANT: AECOM

NOTE :
1. ALL DIMENSIONS ARE IN mm.
2. ALL ELEVATIONS ARE VIEWED FROM OUTSIDE.
3. ALL DIMENSIONS TO BE VERIFIED ON SITE BEFORE FABRICATION.

LEGEND :
- X1 / X001 — DETAIL MARK NO. / REFER SHEET NO.
1. F.F.L. --FINISHED FLOOR LEVEL
2. S.F.L. --STRUCTURAL FLOOR LEVEL
3. (VR) --REVERSED DETAIL

NO.	DATE	REVISED	BY
J	28/01/2019	GENERAL REVISED	
I	19/01/2019	GENERAL REVISED	
H	22/12/2018	GENERAL REVISED	
G	08/11/2018	GENERAL REVISED	
F	11/10/2018	GENERAL REVISED	
E	8/10/2018	GENERAL REVISED	
D	14/9/2018	GENERAL REVISED	
C	04/9/2018	GENERAL REVISED	
B	24/8/2018	GENERAL REVISED	
A	11/8/2018	GENERAL REVISED	

JOB NO. : J-837

PROJECT : URA KWUN TONG TOWN CENTRE REDEVELOPMENT (AREA 2 & 3) AT NKIL 6514, KWUN TONG, KWLOON

TITLE : TYPICAL FLOOR EMBED LAYOUT PLAN (7F~26F) OF CURTAIN WALL AT TOWER 5

DATE : 04-JUL-18 | SCALE : 1:100 (A1)

DRAWN BY : ASING | CHECKED BY : -

美特鋁質有限公司 MIDI ALUMINIUM FABRICATOR LTD.
Units 6-8, Sunray Industrial Centre, 1/F
610 Cha Kwo Ling Road, Kowloon
Tel:23489211-4 Fax:(852)27727666

DWG NO. : J837-CW-1502 | REV. : J

LEGEND :

- E01 = HILIT , HAC-70 CAST IN CHANNEL
- E02 = HILIT , HAC-50 CAST IN CHANNEL
- E03 = GAL. MILD STEEL CAST IN EMBED
- E04 = CAST-IN HOLDING DOWN BOLT
- E05 = CAST-IN HOLDING DOWN BOLT

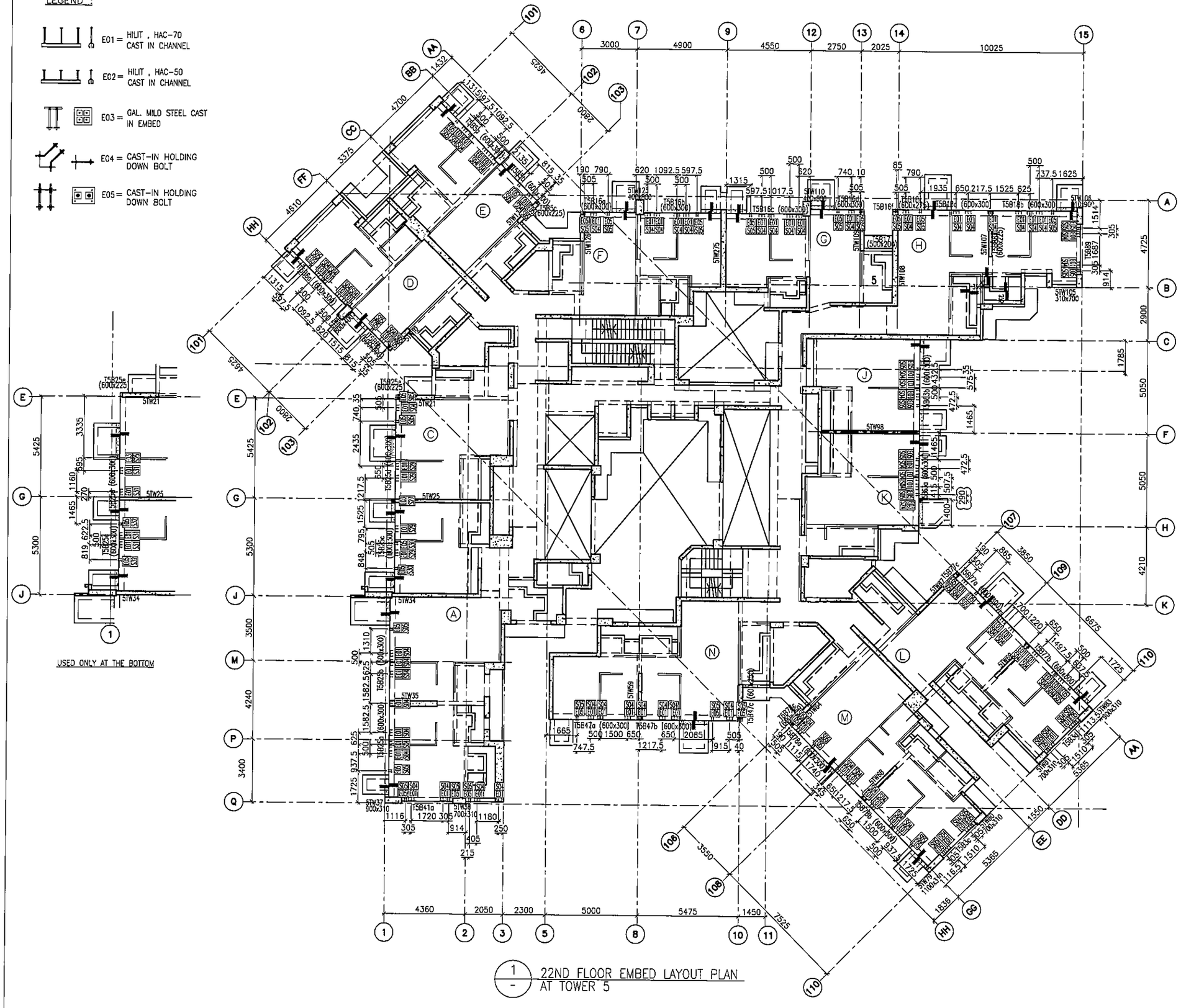

USED ONLY AT THE BOTTOM

1 / - 22ND FLOOR EMBED LAYOUT PLAN AT TOWER 5

FLOOR LEVEL (S.F.L.)(TS)

FLOOR NUMBERING	LEVEL (mPD)
22F	+83.350

B.D. REF :

CLIENT : 恒和置業有限公司 Sino Land Company Limited

ARCHITECT : WONG TUNG & PARTNERS LIMITED ARCHITECTS & PLANNERS

MAIN CONTRACTOR : CR Construction Company Limited

STRUCTURAL ENGINEER : AECOM

FACADE CONSULTANT: AECOM

NOTE :
1. ALL DIMENSIONS ARE IN mm.
2. ALL ELEVATIONS ARE VIEWED FROM OUTSIDE.
3. ALL DIMENSIONS TO BE VERIFIED ON SITE BEFORE FABRICATION.

LEGEND :
- X1 / X001 — DETAIL MARK NO. / REFER SHEET NO.
1. F.F.L. --FINISHED FLOOR LEVEL
2. S.F.L. --STRUCTURAL FLOOR LEVEL
3. (7/8) --REVERSED DETAIL

NO.	DATE	REVISED	BY
H	19/01/2019	GENERAL REVISED	
G	13/01/2019	GENERAL REVISED	
F	22/12/2018	GENERAL REVISED	
E	08/11/2018	GENERAL REVISED	
D	11/10/2018	GENERAL REVISED	
C	8/10/2018	GENERAL REVISED	
B	14/9/2018	GENERAL REVISED	
A	07/9/2018	GENERAL REVISED	

JOB NO. : J-837

PROJECT : URA KWUN TONG TOWN CENTRE REDEVELOPMENT (AREA 2 & 3) AT NKIL 6514, KWUN TONG, KWLOON

TITLE : 22ND FLOOR EMBED LAYOUT PLAN OF CURTAIN WALL AT TOWER 5

DATE : 10-SEP-18 | SCALE : 1:100 (A1)

DRAWN BY : ASING | CHECKED BY : -

美特鋁質有限公司 MIDI ALUMINIUM FABRICATOR LTD.
Units 6-8, Sunray Industrial Centre, 1/F
610 Cha Kwo Ling Road, Kowloon
Tel:23489211-4 Fax:(852)27727666

DWG NO. : J837-CW-1503 | REV. : H

LEGEND :

- E01 = HILIT , HAC-70 CAST IN CHANNEL
- E02 = HILIT , HAC-50 CAST IN CHANNEL
- E03 = GAL. MILD STEEL CAST IN EMBED
- E04 = CAST-IN HOLDING DOWN BOLT
- E05 = CAST-IN HOLDING DOWN BOLT

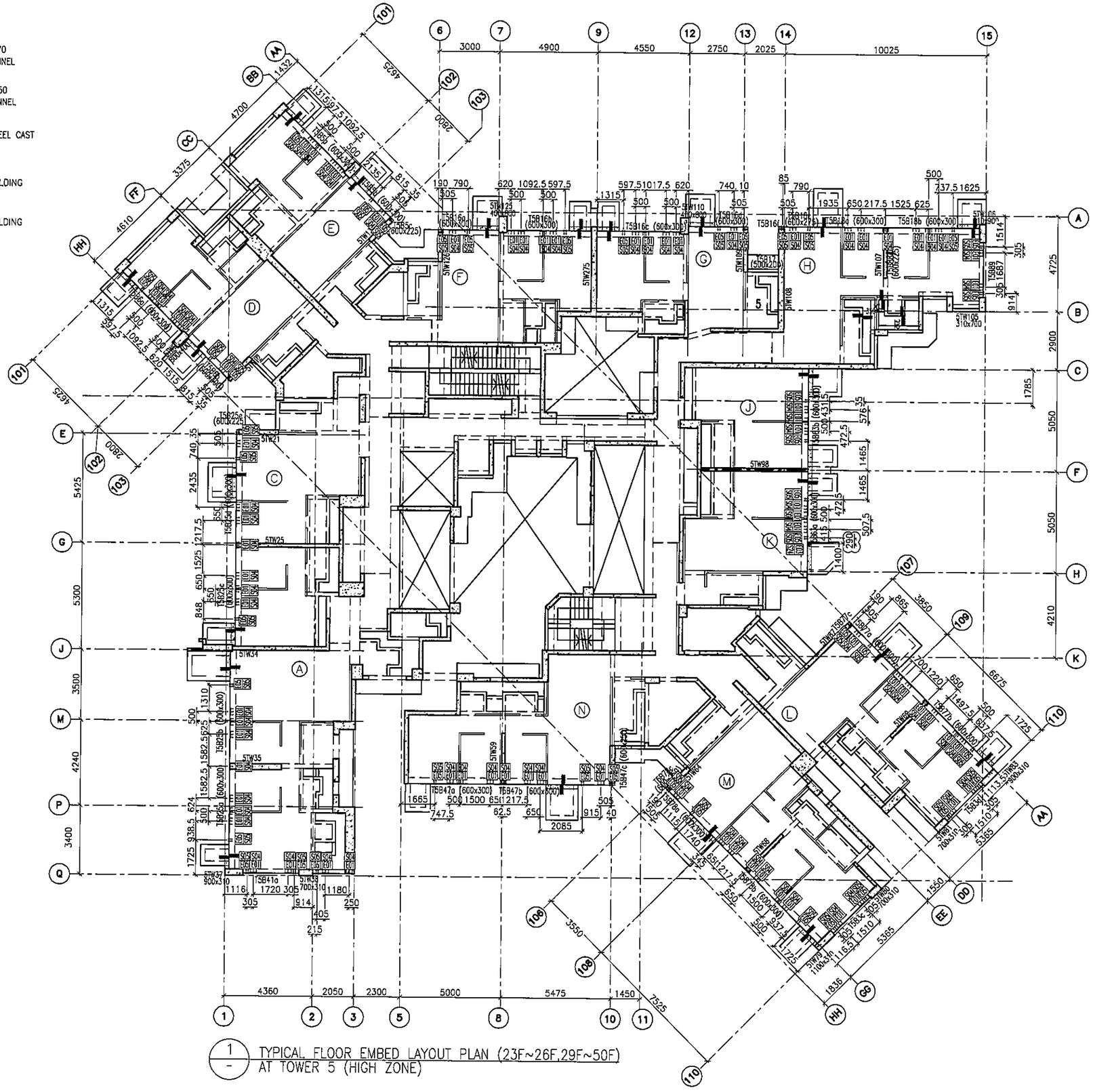
3000
4900
4550
2750
2025
10025
4700
3375
4610
4625
2800
5425
5300
3500
4240
3400
4360
2050
2300
5000
5475
1450
7325
4725
2900
1785
5050
5050
4210
4625
2800
3850
6675
3550
7325
1665
747.5
62.5
650
915
40
2085
1116
305
914
405
215
1720
305
1180
250
1740
1550
5365
1836
1514
305
914
1497.5
1725
1510
1116.5
1725
5365
1550
1835
1687
305
914
1220
650
700
865
190
790
620
1092.5
597.5
1315
597.5
1017.5
620
740
10
85
790
1935
650
217.5
1525
625
737.5
1625
500
1315
597.5
1092.5
500
215
915
1315
597.5
1092.5
500
215
915
1315
597.5
1092.5
500
215
915
740
35
2435
1217.5
650
1525
848
1310
1582.5
1582.5
1582.5
938.5
1725
624
1116
1720
305
914
1180
250
405
215
1665
500
1500
650
217.5
505
915
40
2085
1740
650
1217.5
1500
505
537
1725
1116.5
1510
305
1550
5365
1836
1113.5
900x310
700x310
1100x310
700x310
1100x310
700x310
1100x310
700x310
900x310
700x310
1100x310
700x310
1100x310
700x310
1100

LEGEND :

- E01 = HILIT , HAC-70 CAST IN CHANNEL
- E02 = HILIT , HAC-50 CAST IN CHANNEL
- E03 = GAL. MILD STEEL CAST IN EMBED
- E04 = CAST-IN HOLDING DOWN BOLT
- E05 = CAST-IN HOLDING DOWN BOLT
- E06 = CAST-IN HOLDING DOWN BOLT
- E07 = CAST-IN HOLDING DOWN BOLT

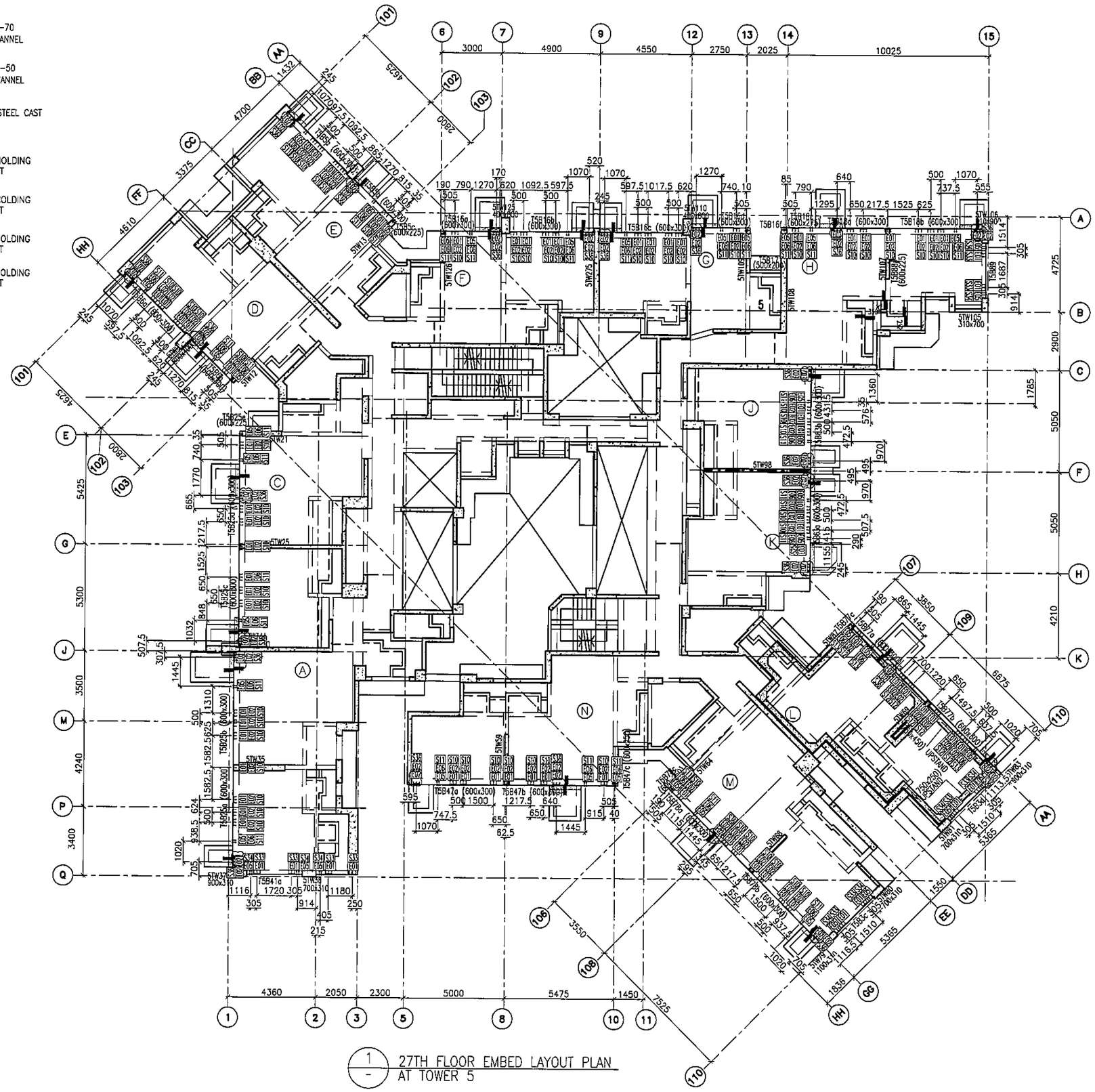

1/- 27TH FLOOR EMBED LAYOUT PLAN AT TOWER 5

FLOOR LEVEL (S.F.L.)(T5)

FLOOR NUMBERING	LEVEL (mPD)
27F	+95.95

B.D. REF :

CLIENT :
信和置業有限公司
Sino Land Company Limited

ARCHITECT :
WONG TUNG & PARTNERS LIMITED
ARCHITECTS & PLANNERS

MAIN CONTRACTOR :
CR Construction Company Limited

STRUCTURAL ENGINEER :
AECOM

FACADE CONSULTANT:
AECOM

NOTE :
1. ALL DIMENSIONS ARE IN mm.
2. ALL ELEVATIONS ARE VIEWED FROM OUTSIDE.
3. ALL DIMENSIONS TO BE VERIFIED ON SITE BEFORE FABRICATION.

LEGEND :
- X1 / X001 — DETAIL MARK NO. / REFER SHEET NO.

1. F.F.L. --FINISHED FLOOR LEVEL
2. S.F.L. --STRUCTURAL FLOOR LEVEL
3. /R --REVERSED DETAIL

NO.	DATE	REVISED	BY
G	21/02/2019	GENERAL REVISED	
F	19/01/2019	GENERAL REVISED	
E	22/12/2018	GENERAL REVISED	
D	08/11/2018	GENERAL REVISED	
C	11/10/2018	GENERAL REVISED	
B	8/10/2018	GENERAL REVISED	
A	14/9/2018	GENERAL REVISED	

JOB NO. : J-837

PROJECT :
URA KWUN TONG TOWN CENTRE REDEVELOPMENT (AREA 2 & 3) AT NKIL 6514, KWUN TONG, KWLOON

TITLE :
27TH FLOOR EMBED LAYOUT PLAN OF CURTAIN WALL AT TOWER 5

DATE : 10-SEP-18 | SCALE : 1:100 (A1)

DRAWN BY : ASING | CHECKED BY : -

美特鋁質有限公司
MIDI ALUMINIUM FABRICATOR LTD.
Units 6-8, Sunray Industrial Centre, 1/F
610 Cha Kwo Ling Road, Kowloon
Tel:23489211-4 Fax:(852)27727666

DWG NO. : J837-CW-1505 | REV. : G

LEGEND :

- E01 = HILIT , HAC-70 CAST IN CHANNEL
- E02 = HILIT , HAC-50 CAST IN CHANNEL
- E03 = GAL. MILD STEEL CAST IN EMBED
- E04 = CAST-IN HOLDING DOWN BOLT
- E05 = CAST-IN HOLDING DOWN BOLT

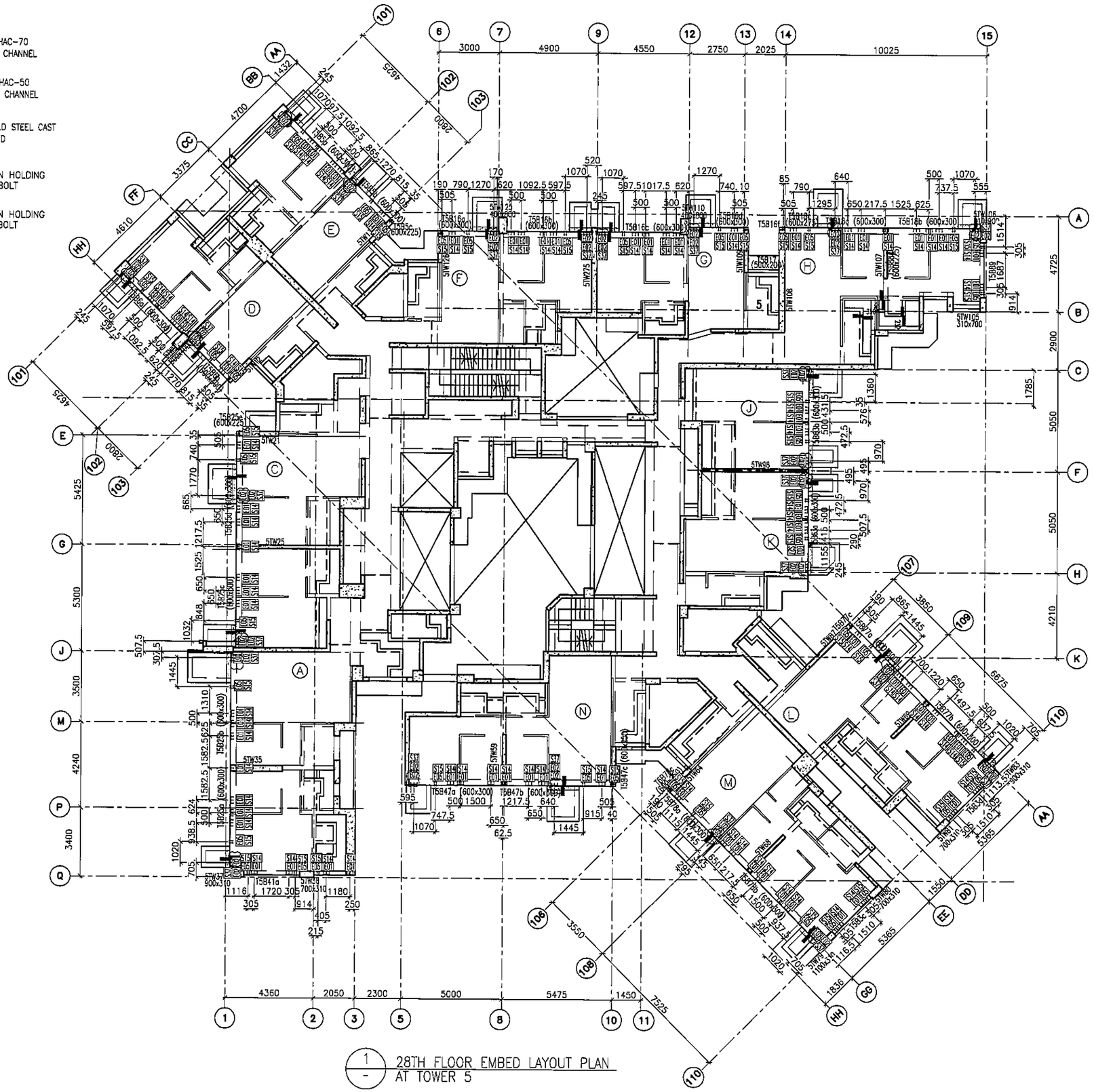

1 / - 28TH FLOOR EMBED LAYOUT PLAN AT TOWER 5

FLOOR LEVEL (S.F.L.)(T5)

FLOOR NUMBERING	LEVEL (mPD)
28F	+99.100

B.D. REF :

CLIENT : 信和置業有限公司 Sino Land Company Limited

ARCHITECT : WONG TUNG & PARTNERS LIMITED ARCHITECTS & PLANNERS

MAIN CONTRACTOR : CR Construction Company Limited

STRUCTURAL ENGINEER : AECOM

FACADE CONSULTANT: AECOM

NOTE :
1. ALL DIMENSIONS ARE IN mm.
2. ALL ELEVATIONS ARE VIEWED FROM OUTSIDE.
3. ALL DIMENSIONS TO BE VERIFIED ON SITE BEFORE FABRICATION.

LEGEND :
- X1 / X001 — DETAIL MARK NO. / REFER SHEET NO.
1. F.F.L. --FINISHED FLOOR LEVEL
2. S.F.L. --STRUCTURAL FLOOR LEVEL
3. /R --REVERSED DETAIL

NO.	DATE	REVISED	BY
G	21/02/2019	GENERAL REVISED	
F	19/01/2019	GENERAL REVISED	
E	22/12/2018	GENERAL REVISED	
D	08/11/2018	GENERAL REVISED	
C	11/10/2018	GENERAL REVISED	
B	8/10/2018	GENERAL REVISED	
A	14/9/2018	GENERAL REVISED	

JOB NO. : J-837

PROJECT : URA KWUN TONG TOWN CENTRE REDEVELOPMENT (AREA 2 & 3) AT NKIL 6514, KWUN TONG, KWLOON

TITLE : 28TH FLOOR EMBED LAYOUT PLAN OF CURTAIN WALL AT TOWER 5

DATE : 10-SEP-18 | SCALE : 1:100 (A1)

DRAWN BY : ASING | CHECKED BY : -

美特鋁製有限公司 MIDI ALUMINIUM FABRICATOR LTD.
Units 6-8, Sunray Industrial Centre, 1/F
610 Cha Kwo Ling Road, Kowloon
Tel:23489211-4 Fax:(852)27727666

DWG NO. : J837-CW-1506 | REV. : G

LEGEND :

- E01 = HILT , HAC-70 CAST IN CHANNEL
- E02 = HILT , HAC-50 CAST IN CHANNEL
- E03 = GAL. MILD STEEL CAST IN EMBED
- E04 = CAST-IN HOLDING DOWN BOLT
- E05 = CAST-IN HOLDING DOWN BOLT

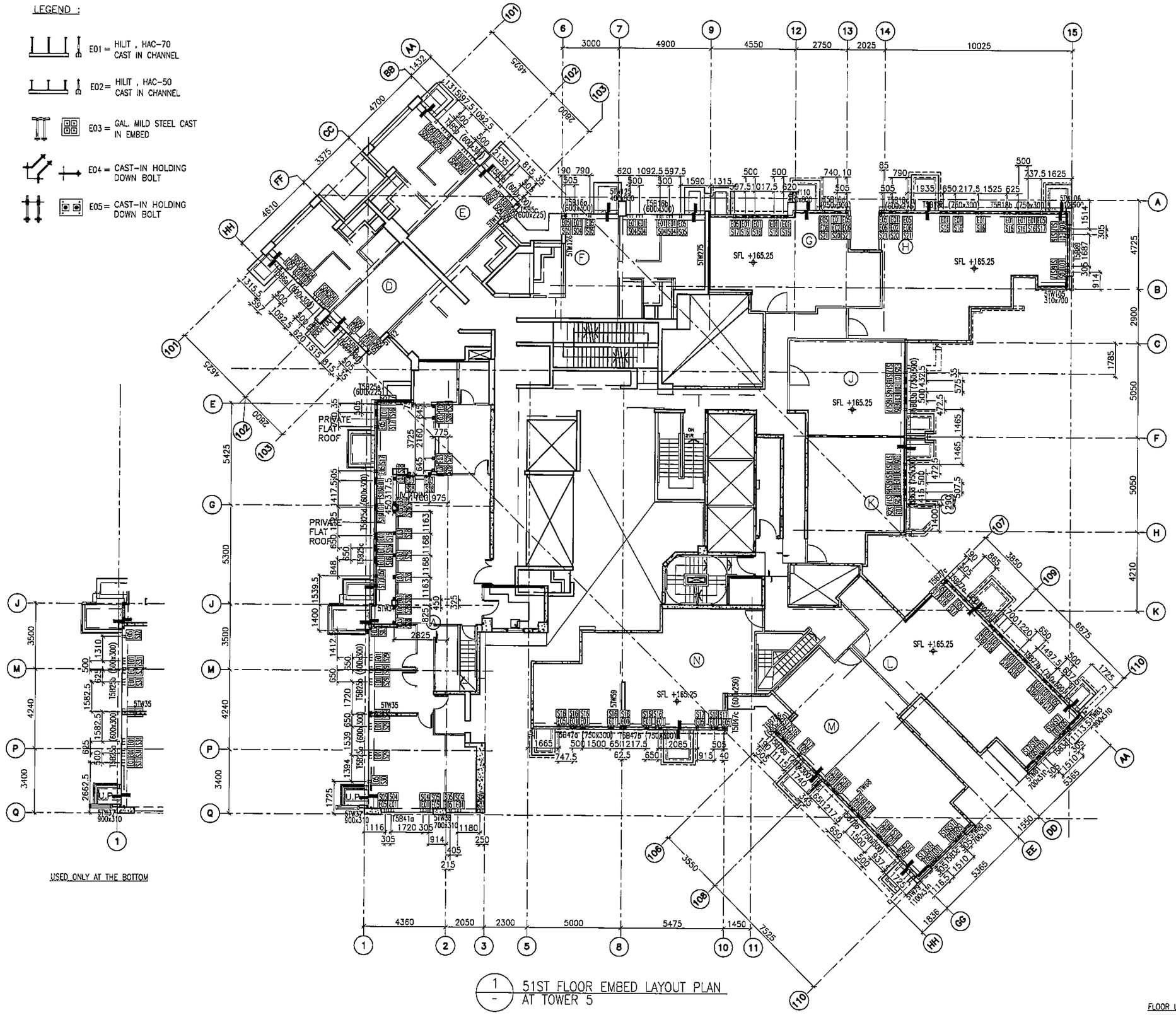

USED ONLY AT THE BOTTOM

1 / - 51ST FLOOR EMBED LAYOUT PLAN AT TOWER 5

FLOOR LEVEL (S.F.L.)(T3)

FLOOR NUMBERING	LEVEL (mPD)
51F	+165.250/+165.550

B.D. REF :

CLIENT : 信和置業有限公司 Sino Land Company Limited

ARCHITECT : WONG TUNG & PARTNERS LIMITED ARCHITECTS & PLANNERS

MAIN CONTRACTOR : CR Construction Company Limited

STRUCTURAL ENGINEER : AECOM

FACADE CONSULTANT: AECOM

NOTE :
1. ALL DIMENSIONS ARE IN mm.
2. ALL ELEVATIONS ARE VIEWED FROM OUTSIDE.
3. ALL DIMENSIONS TO BE VERIFIED ON SITE BEFORE FABRICATION.

LEGEND :
- X1 / X001 — DETAIL MARK NO. / REFER SHEET NO.
1. F.F.L. --FINISHED FLOOR LEVEL
2. S.F.L. --STRUCTURAL FLOOR LEVEL
3. /R --REVERSED DETAIL

NO.	DATE	REVISED	BY
G	19/01/2019	GENERAL REVISED	
F	13/01/2019	GENERAL REVISED	
E	22/12/2018	GENERAL REVISED	
D	08/11/2018	GENERAL REVISED	
C	11/10/2018	GENERAL REVISED	
B	8/10/2018	GENERAL REVISED	
A	14/9/2018	GENERAL REVISED	

JOB NO. : J-837

PROJECT : URA KWUN TONG TOWN CENTRE REDEVELOPMENT (AREA 2 & 3) AT NKIL 6514, KWUN TONG, KWLOON

TITLE : 51ST FLOOR EMBED LAYOUT PLAN OF CURTAIN WALL AT TOWER 5

DATE : 10-SEP-18 | SCALE : 1:100 (A1)

DRAWN BY : ASING | CHECKED BY : -

美特鋁質有限公司 MIDI ALUMINIUM FABRICATOR LTD.
Units 6-8, Sunray Industrial Centre, 1/F
610 Cha Kwo Ling Road, Kowloon
Tel:23489211-4 Fax:(852)27727666

DWG NO. : J837-CW-1507 | REV. : G

LEGEND :

- E01 = HILTI , HAC-70 CAST IN CHANNEL
- E02 = HILTI , HAC-50 CAST IN CHANNEL
- E04 = CAST-IN HOLDING DOWN BOLT
- E05 = CAST-IN HOLDING DOWN BOLT
- E06 = CAST-IN HOLDING DOWN BOLT
- E07 = CAST-IN HOLDING DOWN BOLT

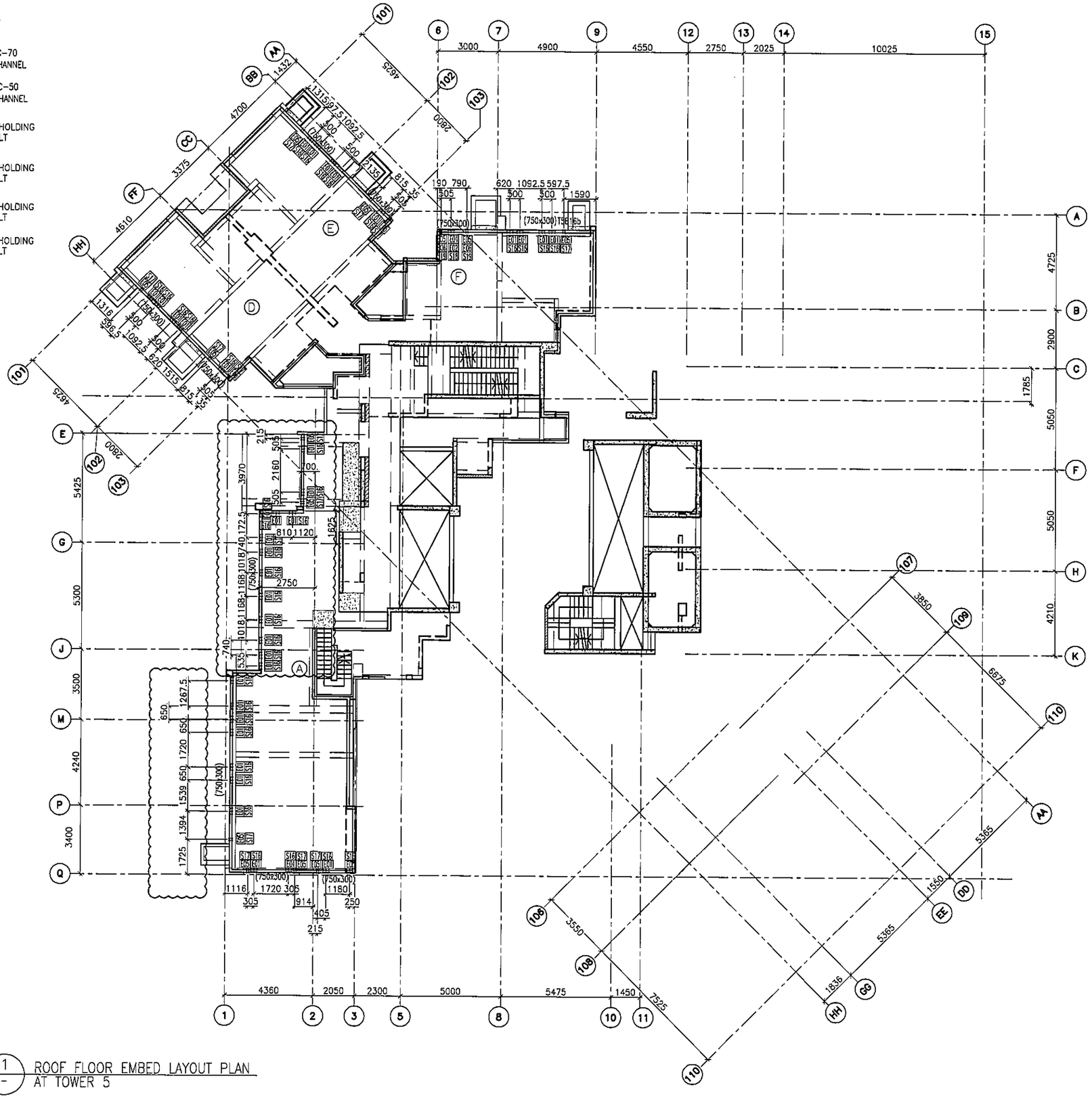

1 / - ROOF FLOOR EMBED LAYOUT PLAN AT TOWER 5

FLOOR LEVEL (S.F.L.)(T3)

FLOOR NUMBERING	LEVEL (mPD)
RF	+168.850

B.D. REF :

CLIENT : 信和置業有限公司 Sino Land Company Limited

ARCHITECT : WONG TUNG & PARTNERS LIMITED ARCHITECTS & PLANNERS

MAIN CONTRACTOR : CR Construction Company Limited

STRUCTURAL ENGINEER : AECOM

FACADE CONSULTANT: AECOM

NOTE :
1. ALL DIMENSIONS ARE IN mm.
2. ALL ELEVATIONS ARE VIEWED FROM OUTSIDE.
3. ALL DIMENSIONS TO BE VERIFIED ON SITE BEFORE FABRICATION.

LEGEND :
- X1 / X001 — DETAIL MARK NO. / REFER SHEET NO.
1. F.F.L. --FINISHED FLOOR LEVEL
2. S.F.L. --STRUCTURAL FLOOR LEVEL
3. (YR) --REVERSED DETAIL

NO.	DATE	REVISED	BY
A	22/12/2018	GENERAL REVISED	

JOB NO. : J-837

PROJECT : URA KWUN TONG TOWN CENTRE REDEVELOPMENT (AREA 2 & 3) AT NKIL 6514, KWUN TONG, KWLOON

TITLE : ROOF FLOOR EMBED LAYOUT PLAN OF CURTAIN WALL AT TOWER 5

DATE : 10-SEP-18 | SCALE : 1:100 (A1)

DRAWN BY : ASING | CHECKED BY : -

美特鋁質有限公司 MIDI ALUMINIUM FABRICATOR LTD.
Units 6-8, Sunray Industrial Centre, 1/F
610 Cha Kwo Ling Road, Kowloon
Tel:23489211-4 Fax:(852)27727866

DWG NO. : J837-CW-1508 | REV. : A

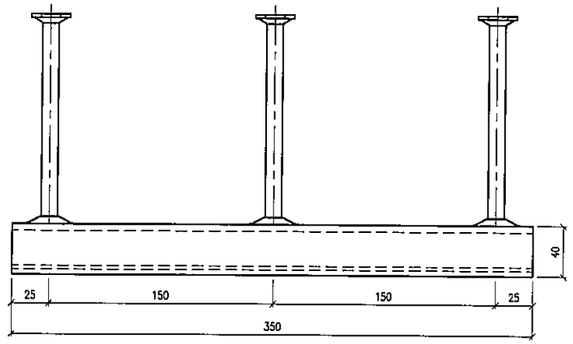

SECTION 'A-A'
HILTI CHANNEL HAC-70

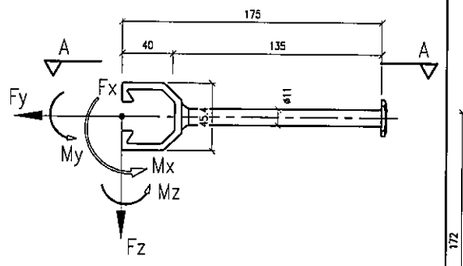

MAX. UNFACTORED LOAD:

	WL	DL
Fx (kN)	0	0
Fy (kN)	23.5	0
Fz (kN)	0	3.5
Mx (kNm)	0.6	0.6
My (kNm)	0	0
Mz (kNm)	0	0

EMBED TYPE : E01

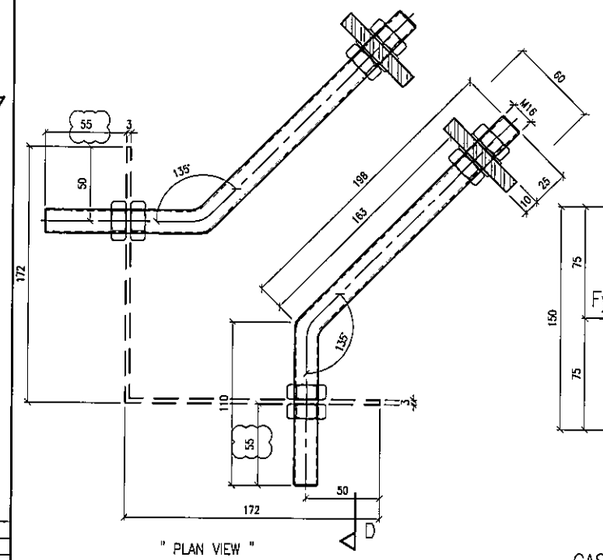

" PLAN VIEW "

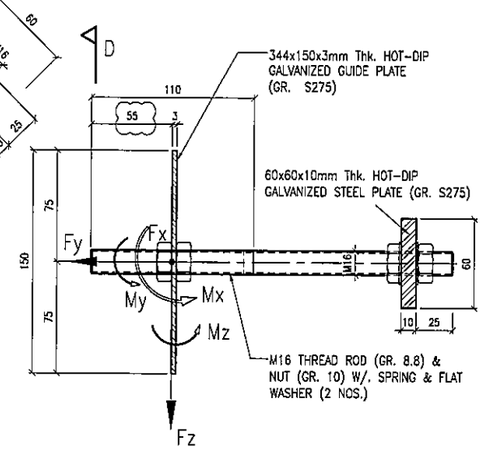

SECTION 'D-D'
CAST-IN HOLDING DOWN BOLT

MAX. UNFACTORED LOAD:

	WL	DL
Fx (kN)	6.76	0
Fy (kN)	6.76	0
Fz (kN)	0	1.75
Mx (kNm)	0	0
My (kNm)	0	0
Mz (kNm)	0	0

EMBED TYPE : E04

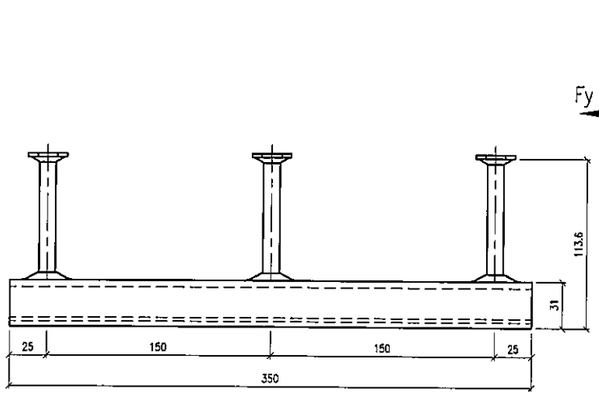

SECTION 'A-A'
HILTI CHANNEL HAC-50

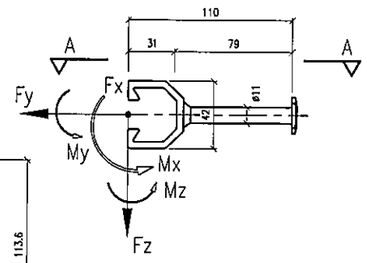

MAX. UNFACTORED LOAD:

	WL	DL
Fx (kN)		
Fy (kN)		
Fz (kN)		
Mx (kNm)		
My (kNm)		
Mz (kNm)		

EMBED TYPE : E02

EMBED TYPE : E03

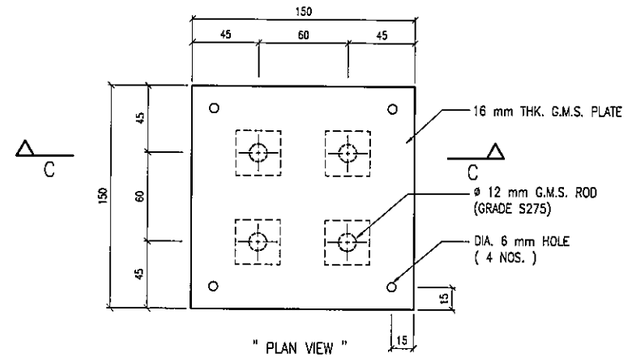

" PLAN VIEW "

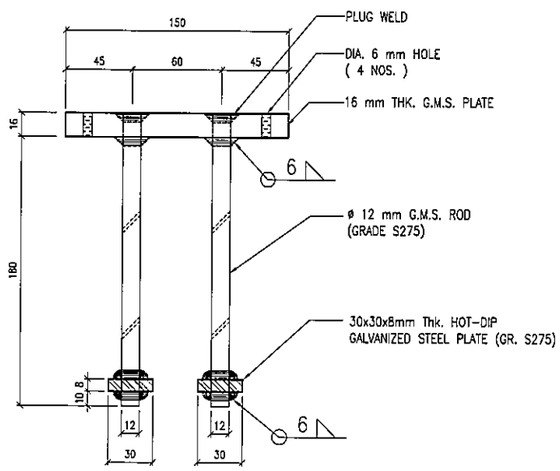

SECTION 'C-C'

" CAST IN EMBED DETAILED DIMENSION "

B.D. REF :

CLIENT :
信和置業有限公司
Sino Land Company Limited

ARCHITECT :
WONG TUNG & PARTNERS LIMITED
ARCHITECTS & PLANNERS

MAIN CONTRACTOR :
CR Construction Company Limited

STRUCTURAL ENGINEER :
AECOM

FACADE CONSULTANT:
AECOM

NOTE :
1. ALL DIMENSIONS ARE IN mm.
2. ALL ELEVATIONS ARE VIEWED FROM OUTSIDE.
3. ALL DIMENSIONS TO BE VERIFIED ON SITE BEFORE FABRICATION.

LEGEND :
X1 — DETAIL MARK NO.
XG01 — REFER SHEET NO.

1. F.F.L. --FINISHED FLOOR LEVEL
2. S.F.L. --STRUCTURAL FLOOR LEVEL
3. /R --REVERSED DETAIL

NO.	DATE	REVISED	BY
A	10/9/2018	GENERAL REVISED	

JOB NO. : J-837

PROJECT :
URA KWUN TONG TOWN CENTRE
REDEVELOPMENT (AREA 2 & 3) AT
NKIL 6514, KWUN TONG, KWLOON

TITLE :
CAST IN CHANNEL &
EMBED TYPICAL DETAILS
FOR CURTAIN WALL

DATE : 04-JUL-18 | SCALE : 1:2 (A1)

DRAWN BY : ASING | CHECKED BY : -

美特鋁質有限公司
MIDI ALUMINIUM FABRICATOR LTD.
Units 6-8, Sunray Industrial Centre, 1/F
610 Cha Kwo Ling Road, Kowloon
Tel:23489211-4 Fax:(852)27727666

DWG NO. : J837-CW-ED01 | REV. : A

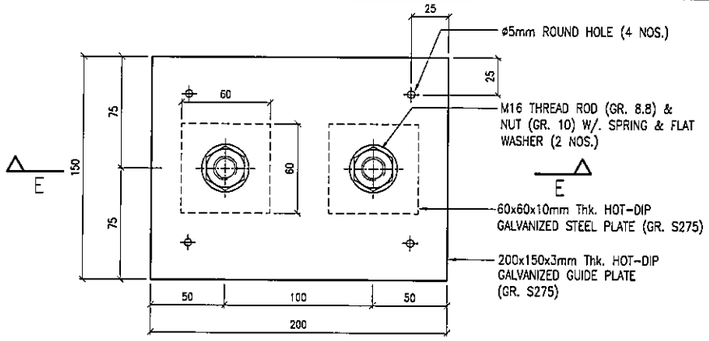

" PLAN VIEW "

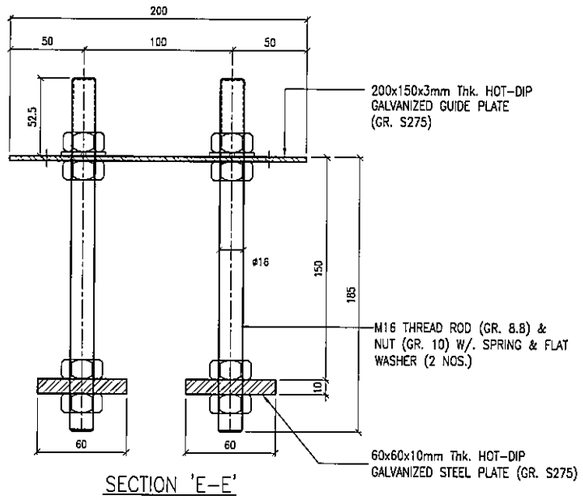

SECTION 'E-E'
CAST-IN HOLDING DOWN BOLT

EMBED TYPE : E05

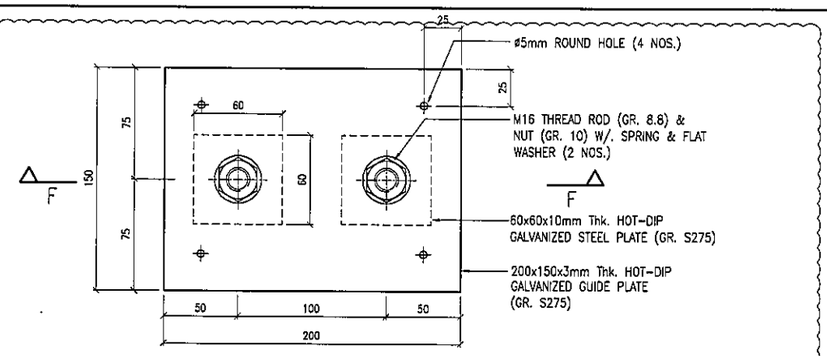

" PLAN VIEW "

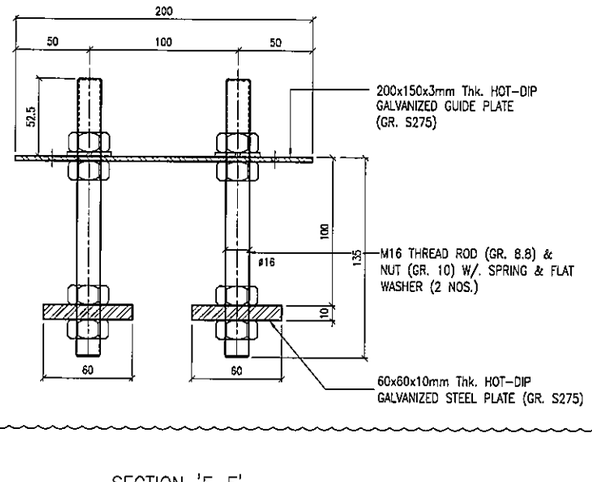

SECTION 'F-F'
CAST-IN HOLDING DOWN BOLT

EMBED TYPE : E06

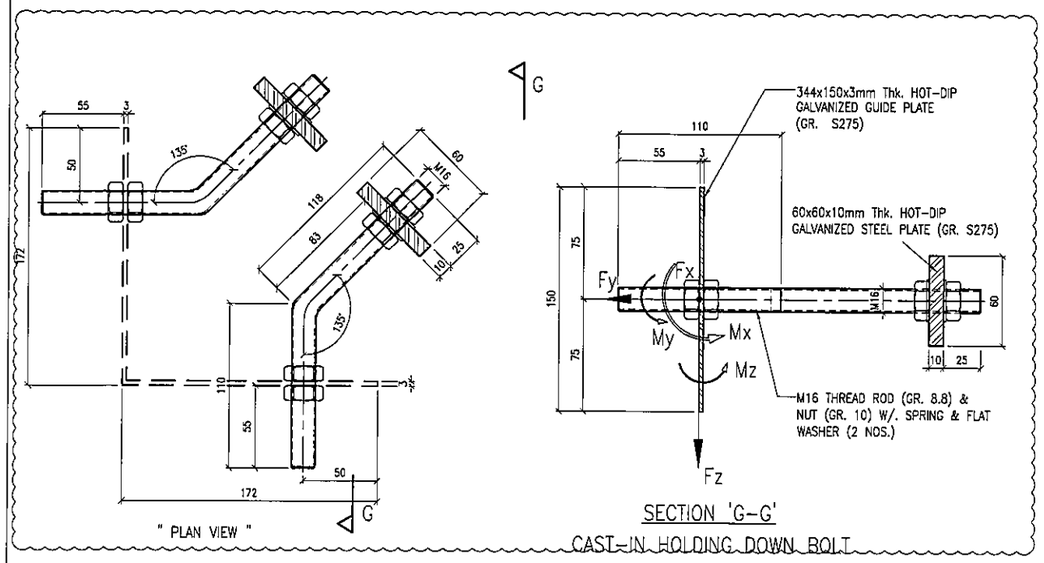

" PLAN VIEW "

SECTION 'G-G'
CAST-IN HOLDING DOWN BOLT

EMBED TYPE : E07

B.D. REF :

CLIENT :
信和置業有限公司
Sino Land Company Limited

ARCHITECT :
WONG TUNG & PARTNERS LIMITED
ARCHITECTS & PLANNERS

MAIN CONTRACTOR :
CR Construction Company Limited

STRUCTURAL ENGINEER :
AECOM

FACADE CONSULTANT:
AECOM

NOTE :
1. ALL DIMENSIONS ARE IN mm.
2. ALL ELEVATIONS ARE VIEWED FROM OUTSIDE.
3. ALL DIMENSIONS TO BE VERIFIED ON SITE BEFORE FABRICATION.

LEGEND :
X1 / X001 — DETAIL MARK NO. / REFER SHEET NO.
1. F.F.L. --FINISHED FLOOR LEVEL
2. S.F.L. --STRUCTURAL FLOOR LEVEL
3. (R) --REVERSED DETAIL

NO.	DATE	REVISED	BY
A	10/9/2018	GENERAL REVISED	

JOB NO. : J-837

PROJECT :
URA KWUN TONG TOWN CENTRE
REDEVELOPMENT (AREA 2 & 3) AT
NKIL 6514, KWUN TONG, KWLOON

TITLE :
CAST IN CHANNEL &
EMBED TYPICAL DETAILS
FOR CURTAIN WALL

DATE : 04-JUL-18 | SCALE : 1:2 (A1)

DRAWN BY : ASING | CHECKED BY : -

美特鋁質有限公司
MIDI ALUMINIUM FABRICATOR LTD.
Units 6-8, Sunray Industrial Centre, 1/F
610 Cha Kwo Ling Road, Kowloon
Tel:23489211-4 Fax:(852)27727666

DWG NO. : J837-CW-ED02 | REV. : A

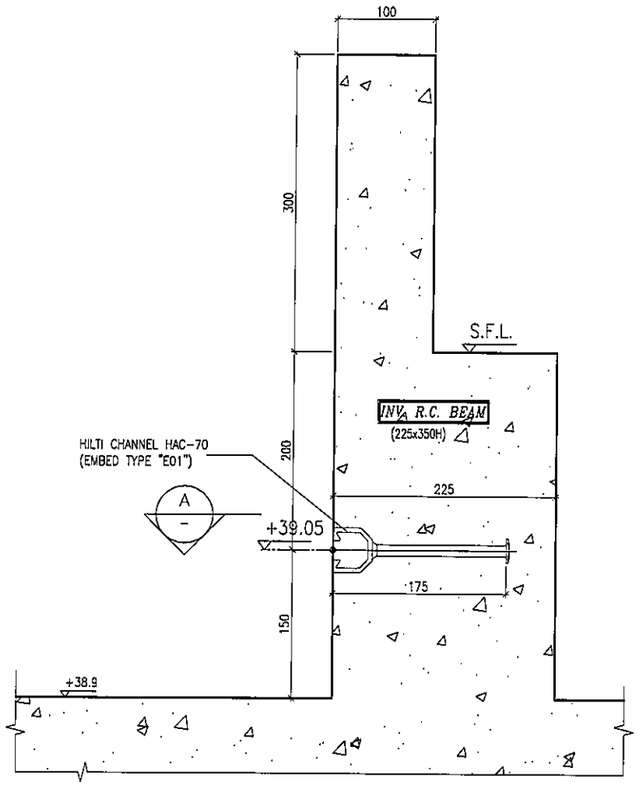

S01 EMBED INSTALLATION DETAIL
SECTION TYPE "S01"

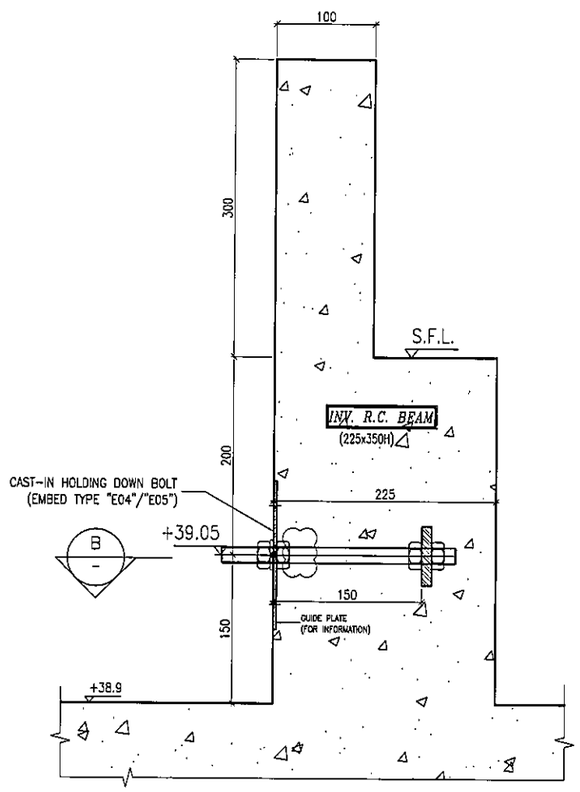

S02 EMBED INSTALLATION DETAIL
SECTION TYPE "S02"

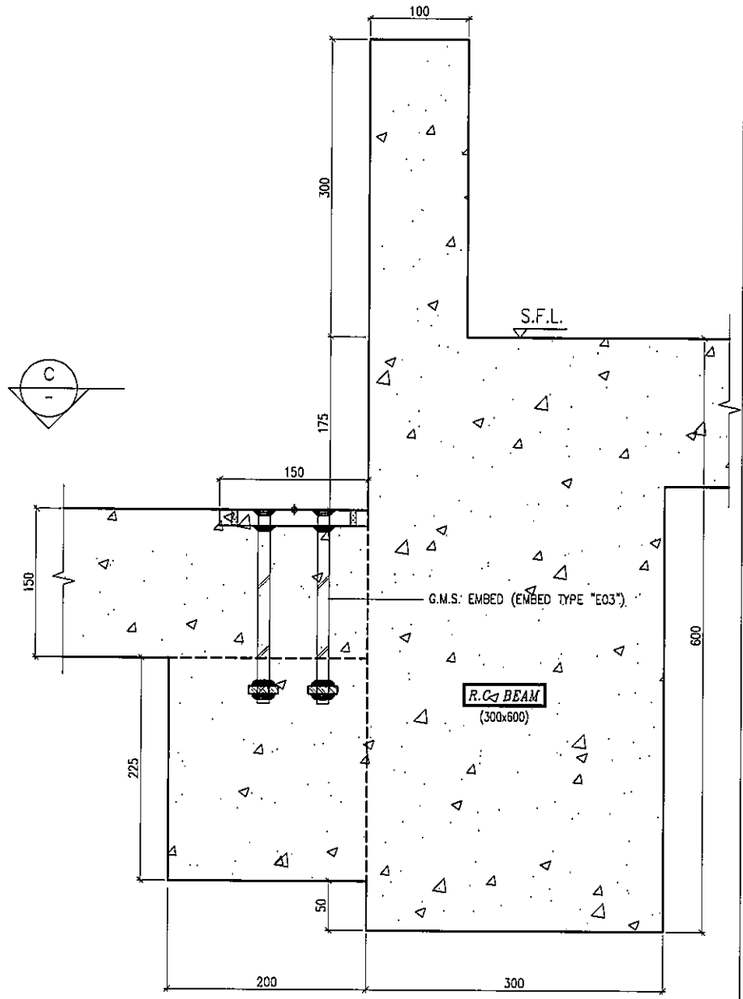

S03 EMBED INSTALLATION DETAIL
SECTION TYPE "S03"

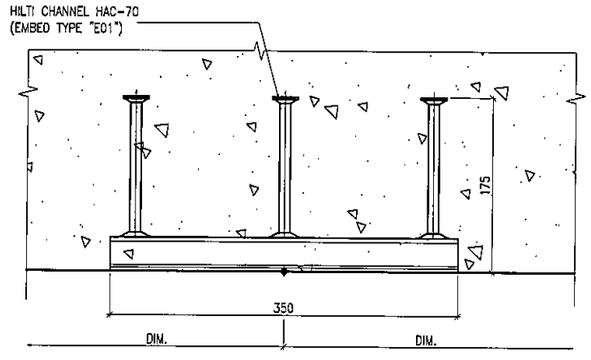

SECTION 'A'

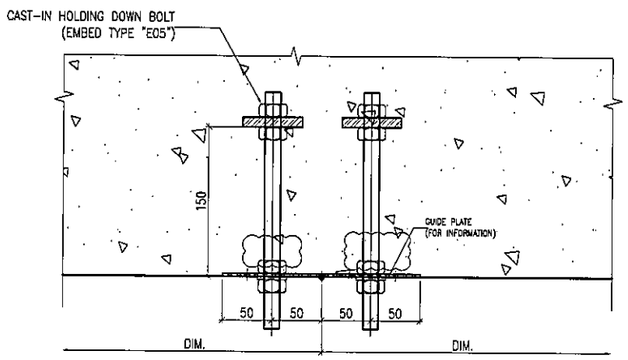

SECTION 'B'

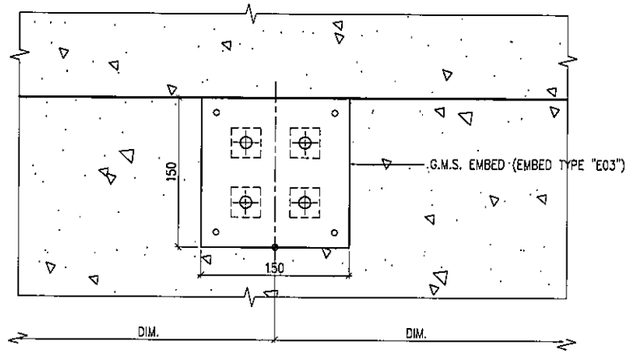

SECTION 'C'

B.D. REF :

CLIENT :
信和置業有限公司
Sino Land Company Limited

ARCHITECT :
WONG TUNG & PARTNERS LIMITED
ARCHITECTS & PLANNERS

MAIN CONTRACTOR :
CR Construction Company Limited

STRUCTURAL ENGINEER :
AECOM

FACADE CONSULTANT:
AECOM

NOTE :
1. ALL DIMENSIONS ARE IN mm.
2. ALL ELEVATIONS ARE VIEWED FROM OUTSIDE.
3. ALL DIMENSIONS TO BE VERIFIED ON SITE BEFORE FABRICATION.

LEGEND :
X1 — DETAIL MARK NO.
X001 — REFER SHEET NO.
1. F.F.L. --FINISHED FLOOR LEVEL
2. S.F.L. --STRUCTURAL FLOOR LEVEL
3. (R) --REVERSED DETAIL

NO.	DATE	REVISED	BY
B	24/11/2018	GENERAL REVISED	
A	10/9/2018	GENERAL REVISED	

JOB NO. : J-837

PROJECT :
URA KWUN TONG TOWN CENTRE
REDEVELOPMENT (AREA 2 & 3) AT
NKIL 6514, KWUN TONG, KWLOON

TITLE :
EMBED TYPICAL DETAILS
FOR CURTAIN WALL

DATE : 13-JUL-18 | SCALE : 1:3 (A1)

DRAWN BY : Asing | CHECKED BY : -

美特鋁質有限公司
MIDI ALUMINIUM FABRICATOR LTD.
Units 6-8, Sunray Industrial Centre, 1/F
610 Cha Kwo Ling Road, Kowloon
Tel:23489211-4 Fax:(852)27727666

DWG NO. : J837-CW-ED03 | REV. : B

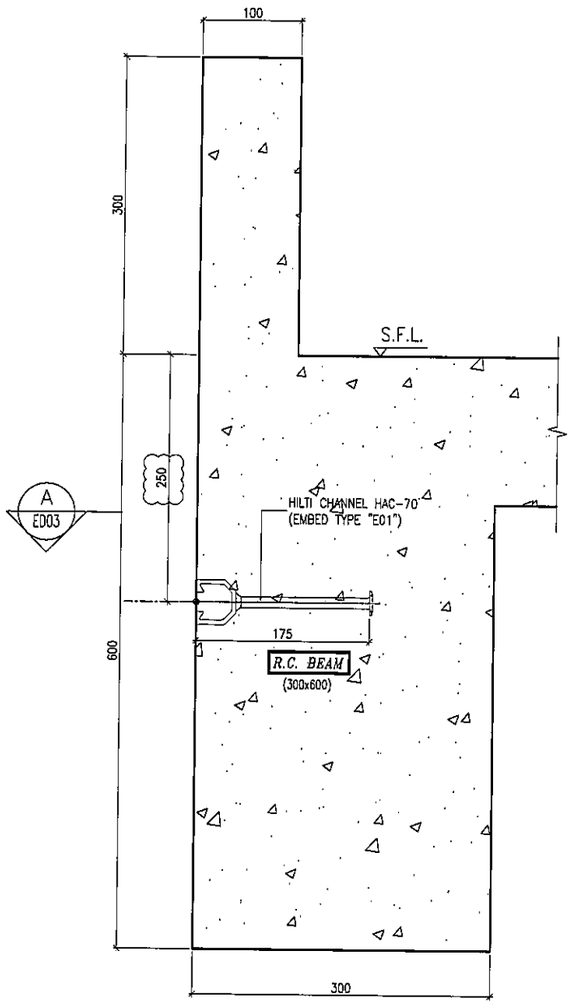

S04 – EMBED INSTALLATION DETAIL
SECTION TYPE "S04"

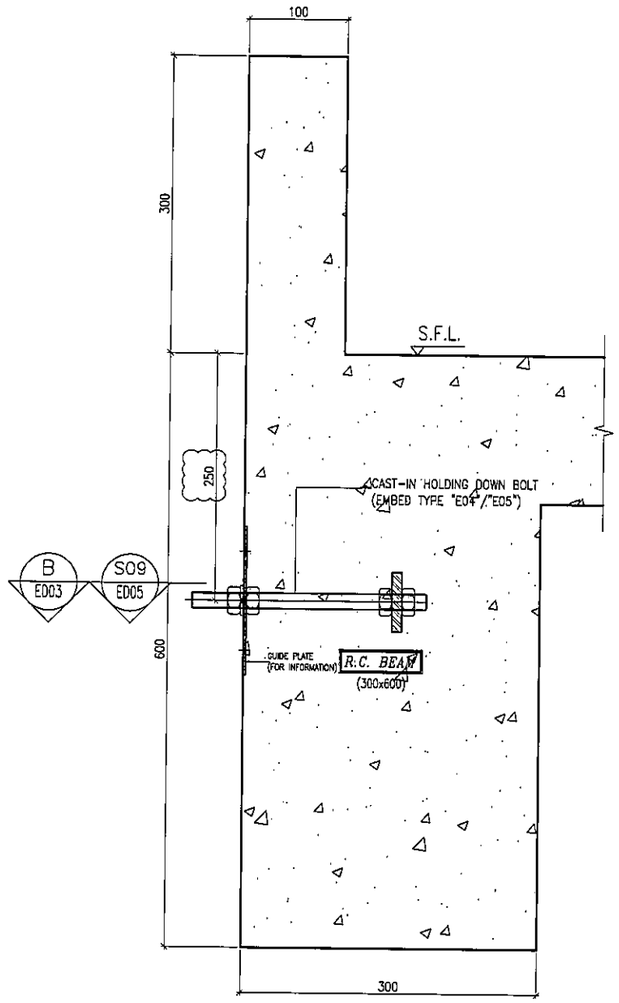

S05 – EMBED INSTALLATION DETAIL
SECTION TYPE "S05"

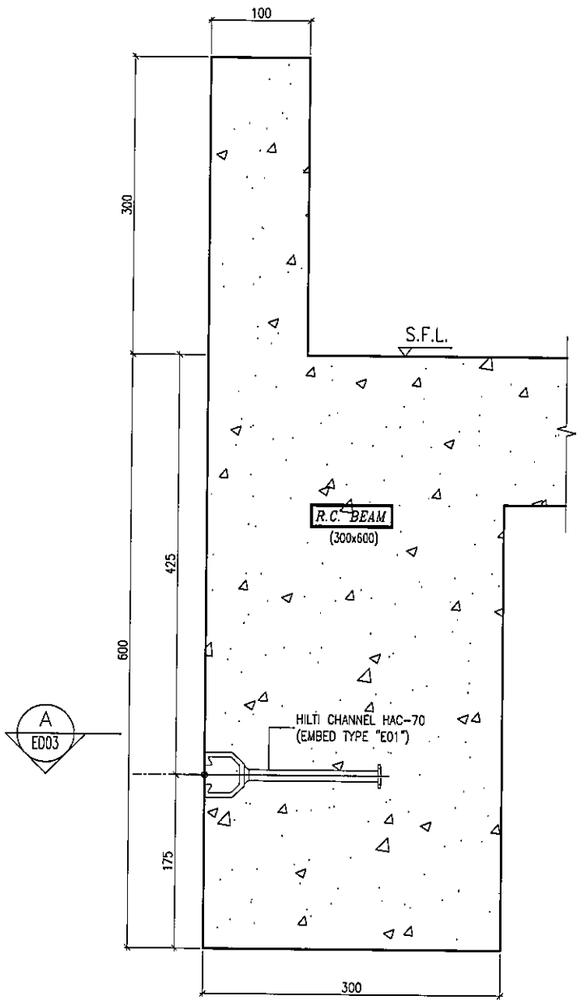

S06 – EMBED INSTALLATION DETAIL
SECTION TYPE "S06"

B.D. REF :

CLIENT :
信和置業有限公司
Sino Land Company Limited

ARCHITECT :
WONG TUNG & PARTNERS LIMITED
ARCHITECTS & PLANNERS

MAIN CONTRACTOR :
CR Construction Company Limited

STRUCTURAL ENGINEER :
AECOM

FACADE CONSULTANT:
AECOM

NOTE :
1. ALL DIMENSIONS ARE IN mm.
2. ALL ELEVATIONS ARE VIEWED FROM OUTSIDE.
3. ALL DIMENSIONS TO BE VERIFIED ON SITE BEFORE FABRICATION.

LEGEND :
X1 / XD01 — DETAIL MARK NO. / REFER SHEET NO.
1. F.F.L. --FINISHED FLOOR LEVEL
2. S.F.L. --STRUCTURAL FLOOR LEVEL
3. /R --REVERSED DETAIL

NO.	DATE	REVISED	BY
B	04/12/2018	GENERAL REVISED	
A	24/11/2018	GENERAL REVISED	

JOB NO. : J-837

PROJECT :
URA KWUN TONG TOWN CENTRE
REDEVELOPMENT (AREA 2 & 3) AT
NKIL 6514, KWUN TONG, KWLOON

TITLE :
EMBED TYPICAL DETAILS
FOR CURTAIN WALL

DATE : 13-JUL-18 | SCALE : 1:3 (A1)

DRAWN BY : Asing | CHECKED BY : -

美特鋁質有限公司
MIDI ALUMINIUM FABRICATOR LTD.
Units 6-8, Sunray Industrial Centre, 1/F
610 Cha Kwo Ling Road, Kowloon
Tel:23489211-4 Fax:(852)27727666

DWG NO. : J837-CW-ED04 | REV. : B

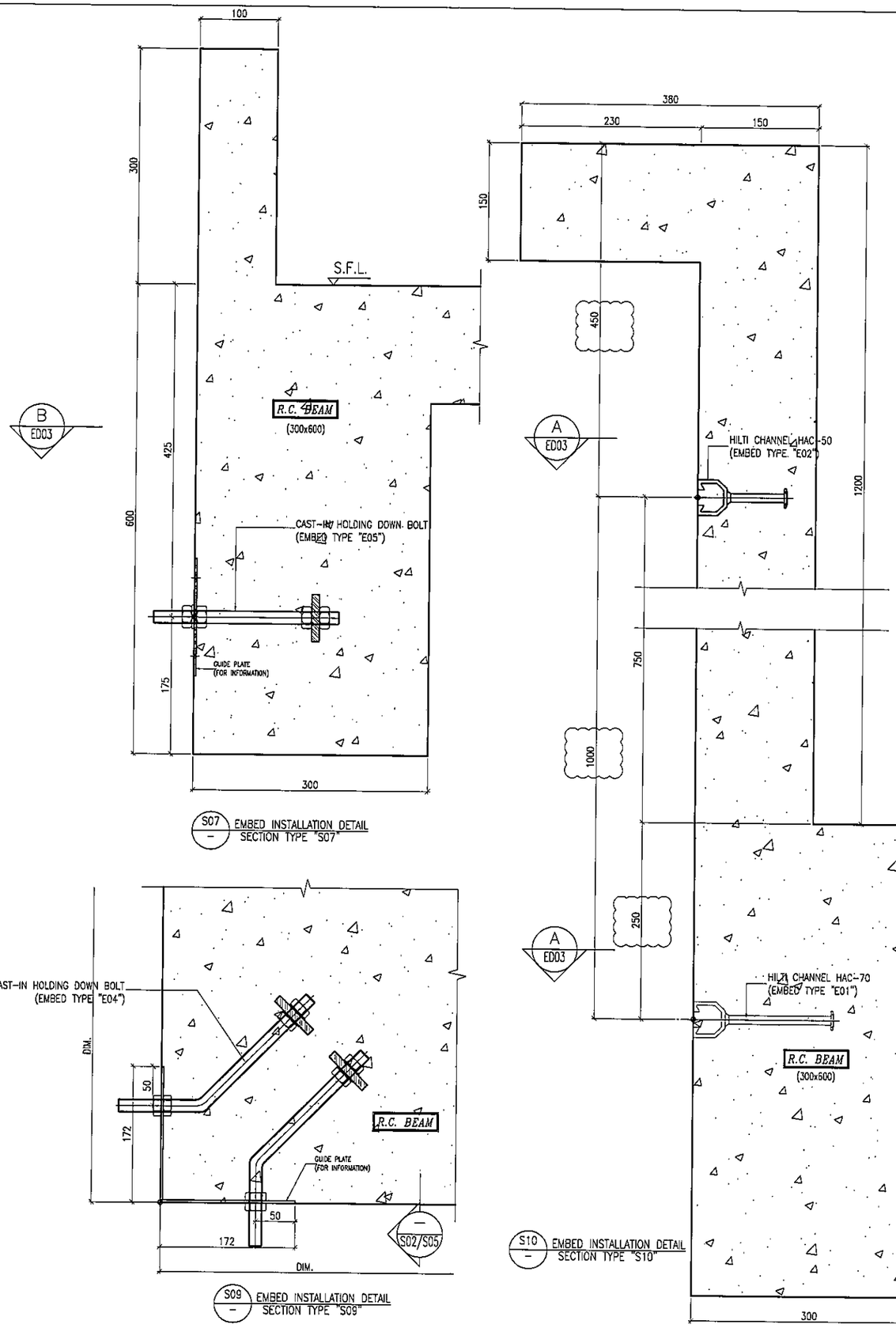

S07 – EMBED INSTALLATION DETAIL SECTION TYPE "S07"

S09 – EMBED INSTALLATION DETAIL SECTION TYPE "S09"

S10 – EMBED INSTALLATION DETAIL SECTION TYPE "S10"

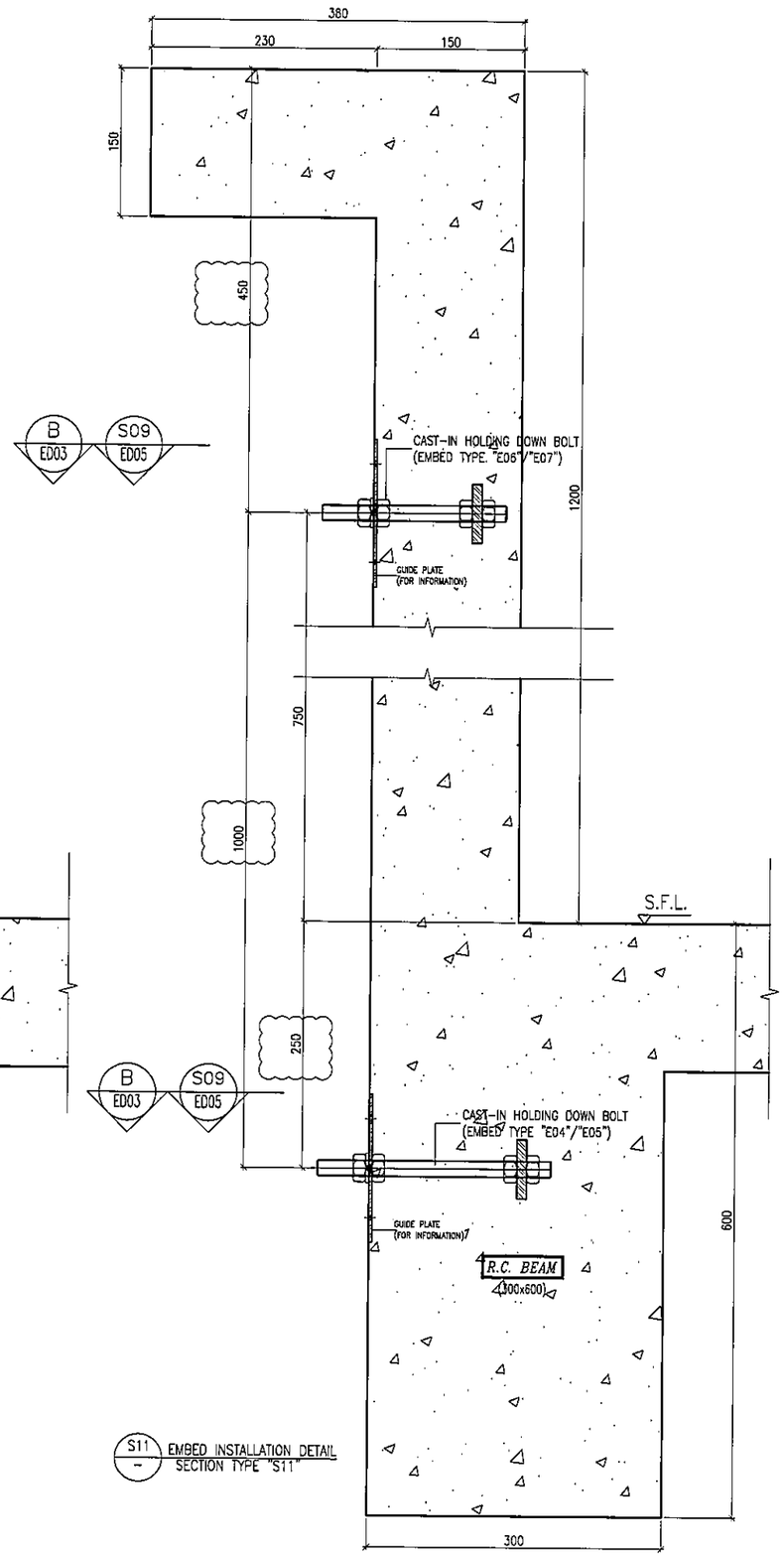

S11 – EMBED INSTALLATION DETAIL SECTION TYPE "S11"

B.D. REF :

CLIENT :
信和置業有限公司
Sino Land Company Limited

ARCHITECT : WONG TUNG & PARTNERS LIMITED
ARCHITECTS & PLANNERS

MAIN CONTRACTOR :
CR Construction Company Limited

STRUCTURAL ENGINEER :
AECOM

FACADE CONSULTANT:
AECOM

NOTE :
1. ALL DIMENSIONS ARE IN mm.
2. ALL ELEVATIONS ARE VIEWED FROM OUTSIDE.
3. ALL DIMENSIONS TO BE VERIFIED ON SITE BEFORE FABRICATION.

LEGEND :
X1 / X001 — DETAIL MARK NO. / REFER SHEET NO.
1. F.F.L. --FINISHED FLOOR LEVEL
2. S.F.L. --STRUCTURAL FLOOR LEVEL
3. /R --REVERSED DETAIL

NO.	DATE	REVISED	BY
D	09/01/2019	GENERAL REVISED	
C	22/12/2018	GENERAL REVISED	
B	24/11/2018	GENERAL REVISED	
A	10/9/2018	GENERAL REVISED	

JOB NO. : J-837

PROJECT :
URA KWUN TONG TOWN CENTRE REDEVELOPMENT (AREA 2 & 3) AT NKIL 6514, KWUN TONG, KWLOON

TITLE :
EMBED TYPICAL DETAILS FOR CURTAIN WALL

DATE : 13-JUL-18 | SCALE : 1:3 (A1)

DRAWN BY : Asing | CHECKED BY : -

美特鋁質有限公司
MIDI ALUMINIUM FABRICATOR LTD.
Units 6-8, Sunray Industrial Centre, 1/F
610 Cha Kwo Ling Road, Kowloon
Tel:23489211-4 Fax:(852)27727666

DWG NO. : J837-CW-ED05 | REV. : D

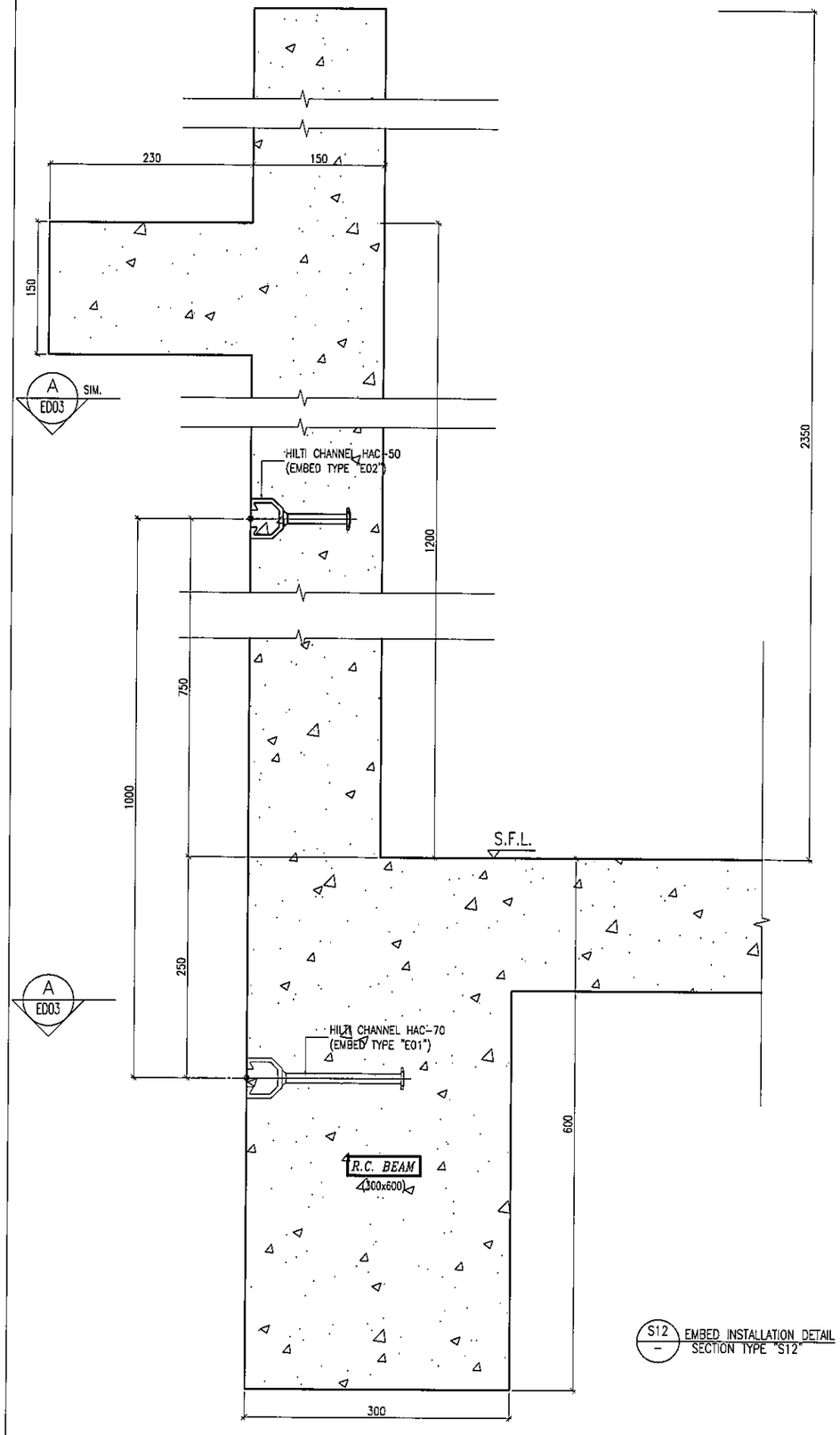

S12 — EMBED INSTALLATION DETAIL SECTION TYPE "S12"

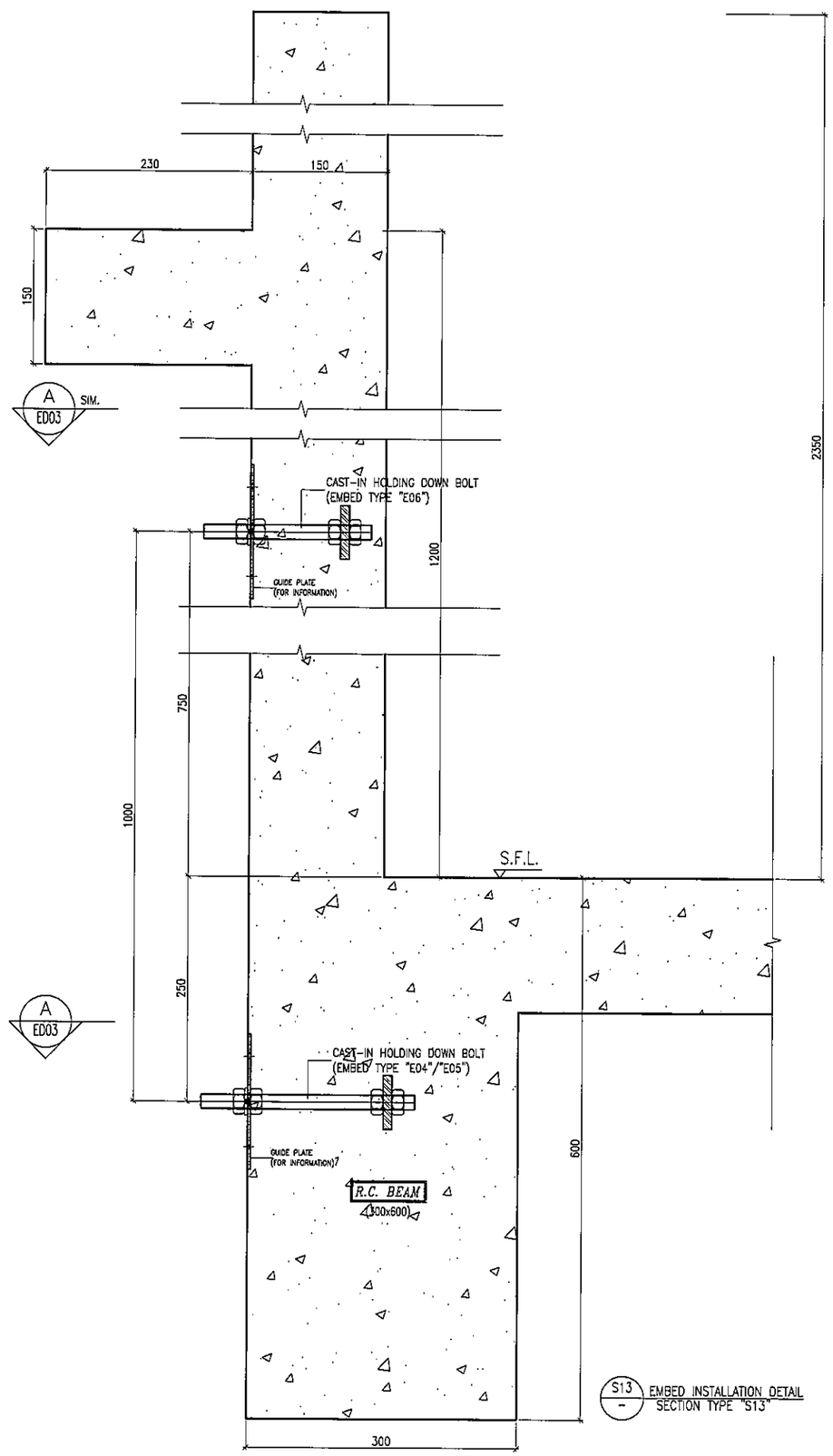

S13 — EMBED INSTALLATION DETAIL SECTION TYPE "S13"

S.D. REF :

CLIENT :
信和置業有限公司
Sino Land Company Limited

ARCHITECT :
WONG TUNG & PARTNERS LIMITED
ARCHITECTS & PLANNERS

MAIN CONTRACTOR :
CR Construction Company Limited

STRUCTURAL ENGINEER :
AECOM

FACADE CONSULTANT:
AECOM

NOTE :
1. ALL DIMENSIONS ARE IN mm.
2. ALL ELEVATIONS ARE VIEWED FROM OUTSIDE.
3. ALL DIMENSIONS TO BE VERIFIED ON SITE BEFORE FABRICATION.

LEGEND :
X1 — DETAIL MARK NO.
X001 — REFER SHEET NO.
1. F.F.L. --FINISHED FLOOR LEVEL
2. S.F.L. --STRUCTURAL FLOOR LEVEL
3. /R --REVERSED DETAIL

NO.	DATE	REVISED	BY
C	09/01/2019	GENERAL REVISED	
B	22/12/2018	GENERAL REVISED	
A	24/11/2018	GENERAL REVISED	

JOB NO. : J-837

PROJECT :
URA KWUN TONG TOWN CENTRE REDEVELOPMENT (AREA 2 & 3) AT NKIL 6514, KWUN TONG, KWLOON

TITLE :
EMBED TYPICAL DETAILS FOR CURTAIN WALL

DATE : 10-SEP-18 | SCALE : 1:3 (A1)

DRAWN BY : Asing | CHECKED BY : -

美特鋁質有限公司
MIDI ALUMINIUM FABRICATOR LTD.
Units 6-8, Sunray Industrial Centre, 1/F
610 Cha Kwo Ling Road, Kowloon
Tel:23489211-4 Fax:(852)27727666

DWG NO. : J837-CW-ED06 | REV. : C

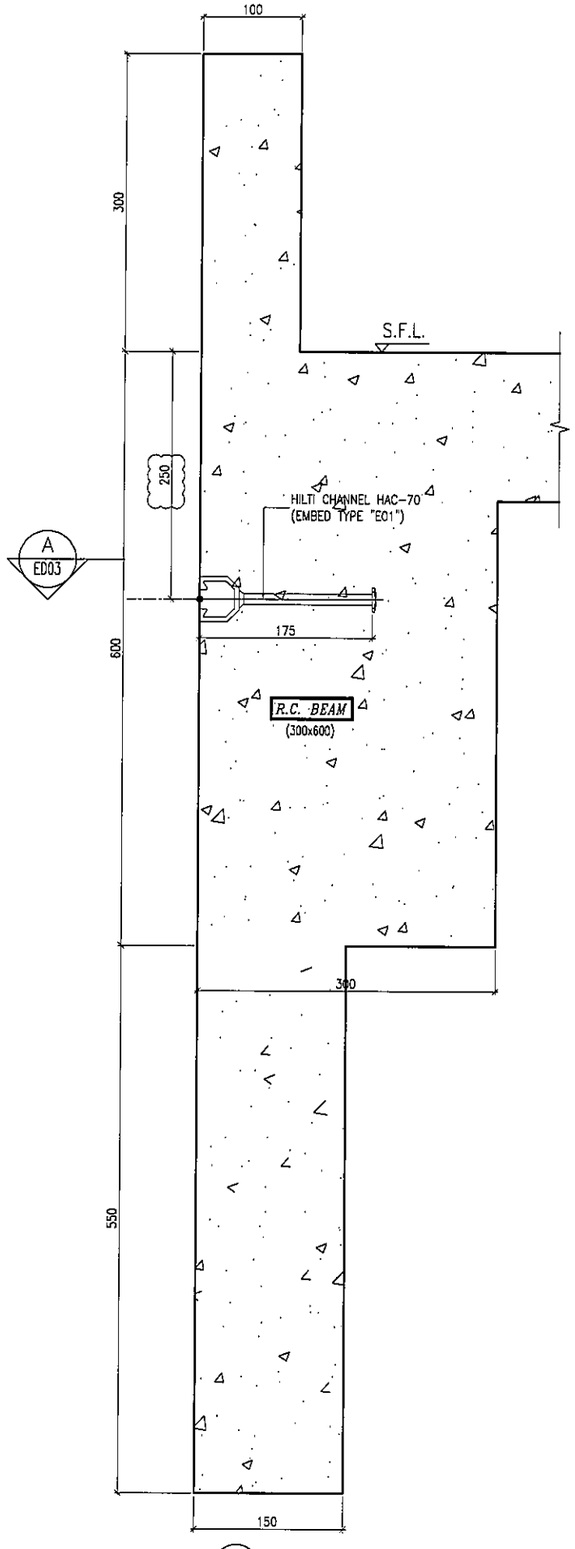

S14 / – EMBED INSTALLATION DETAIL
SECTION TYPE "S14"

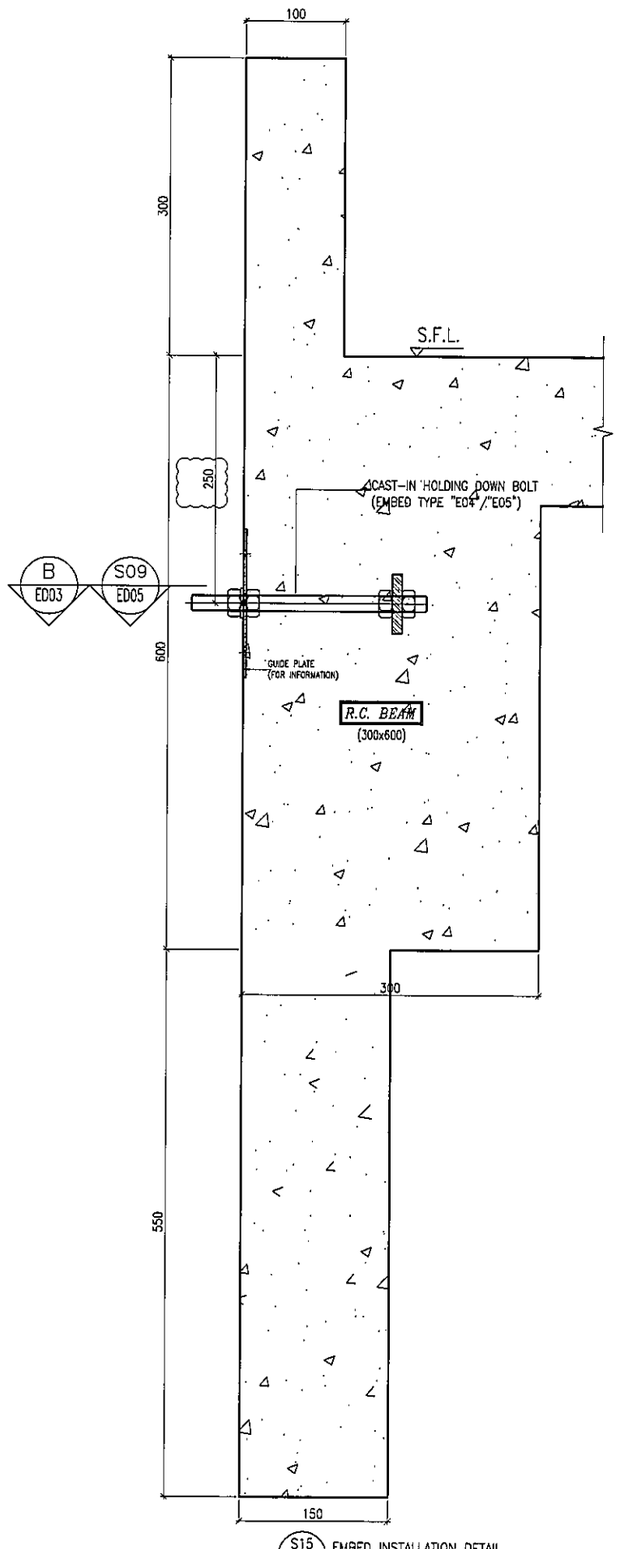

S15 / – EMBED INSTALLATION DETAIL
SECTION TYPE "S15"

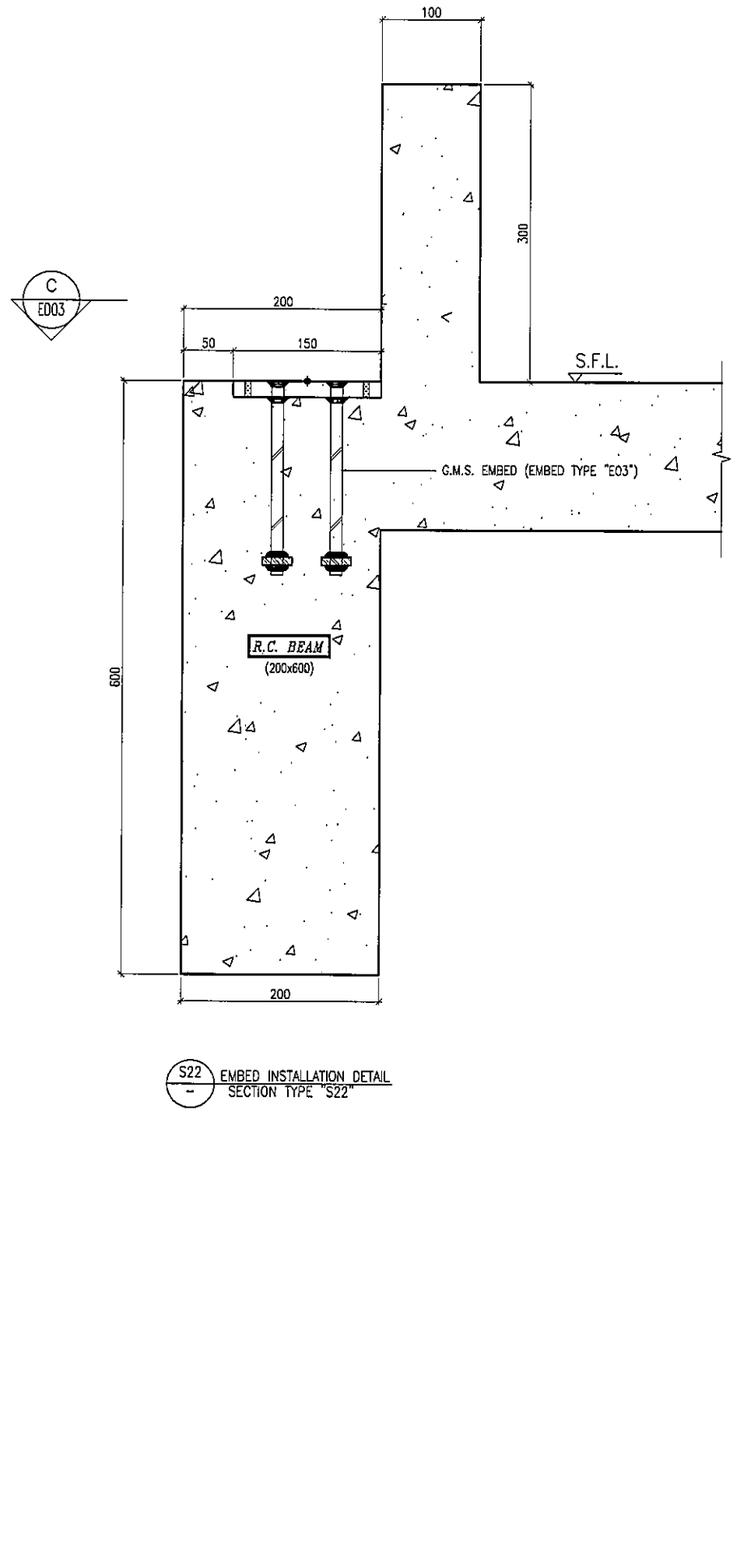

S22 / – EMBED INSTALLATION DETAIL
SECTION TYPE "S22"

B.D. REF :

CLIENT :
信和置業有限公司
Sino Land Company Limited

ARCHITECT : WONG TUNG & PARTNERS LIMITED
ARCHITECTS & PLANNERS

MAIN CONTRACTOR :
CR Construction Company Limited

STRUCTURAL ENGINEER :
AECOM

FACADE CONSULTANT:
AECOM

NOTE :
1. ALL DIMENSIONS ARE IN mm.
2. ALL ELEVATIONS ARE VIEWED FROM OUTSIDE.
3. ALL DIMENSIONS TO BE VERIFIED ON SITE BEFORE FABRICATION.

LEGEND :
X1 / XD01 — DETAIL MARK NO. / REFER SHEET NO.
1. F.F.L. --FINISHED FLOOR LEVEL
2. S.F.L. --STRUCTURAL FLOOR LEVEL
3. /R --REVERSED DETAIL

NO.	DATE	REVISED	BY
B	04/12/2018	GENERAL REVISED	
A	24/11/2018	GENERAL REVISED	

JOB NO. : J-837

PROJECT :
URA KWUN TONG TOWN CENTRE REDEVELOPMENT (AREA 2 & 3) AT NKIL 6514, KWUN TONG, KWLOON

TITLE :
EMBED TYPICAL DETAILS FOR CURTAIN WALL

DATE : 10-SEP-18 | SCALE : 1:3 (A1)

DRAWN BY : Asing | CHECKED BY : –

美特鋁質有限公司
MIDI ALUMINIUM FABRICATOR LTD.
Units 6-8, Sunray Industrial Centre, 1/F
610 Cha Kwo Ling Road, Kowloon
Tel:23489211-4 Fax:(852)27727666

DWG NO. : J837-CW-ED07 | REV. : B

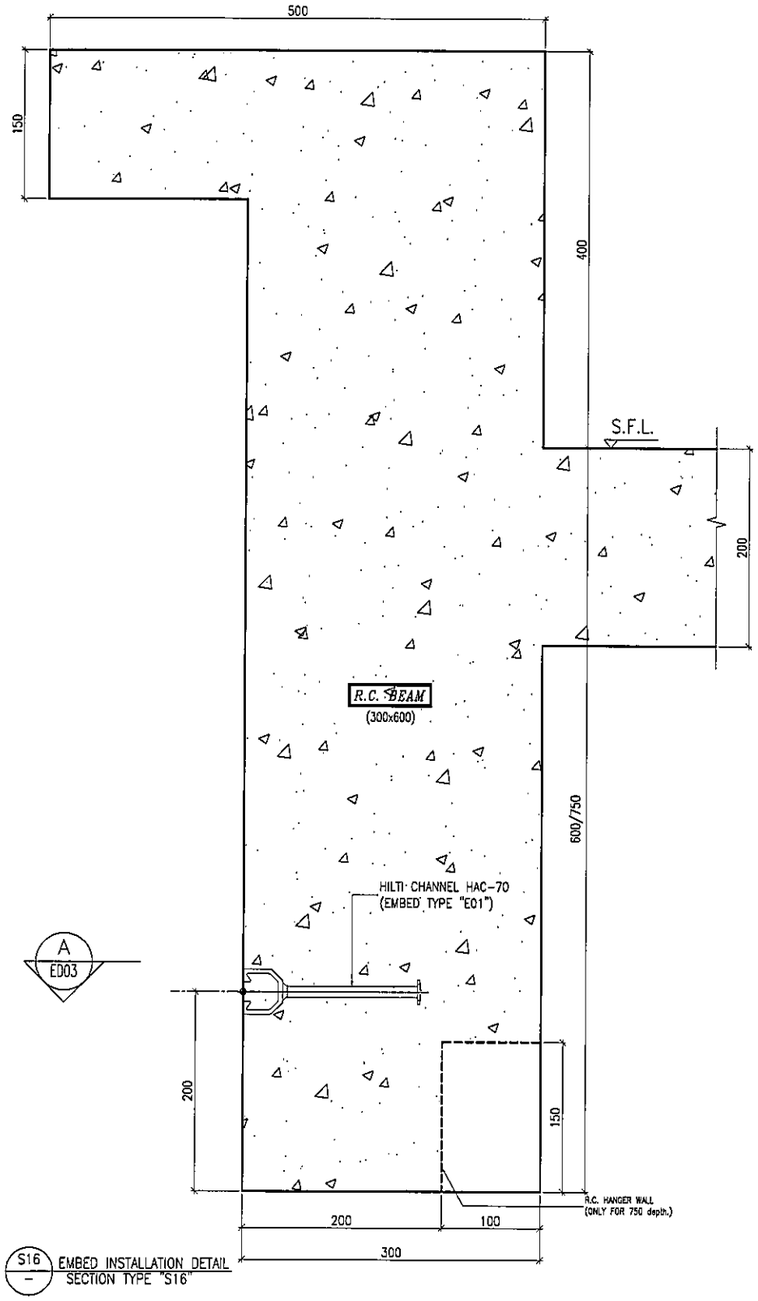

S16 — EMBED INSTALLATION DETAIL SECTION TYPE "S16"

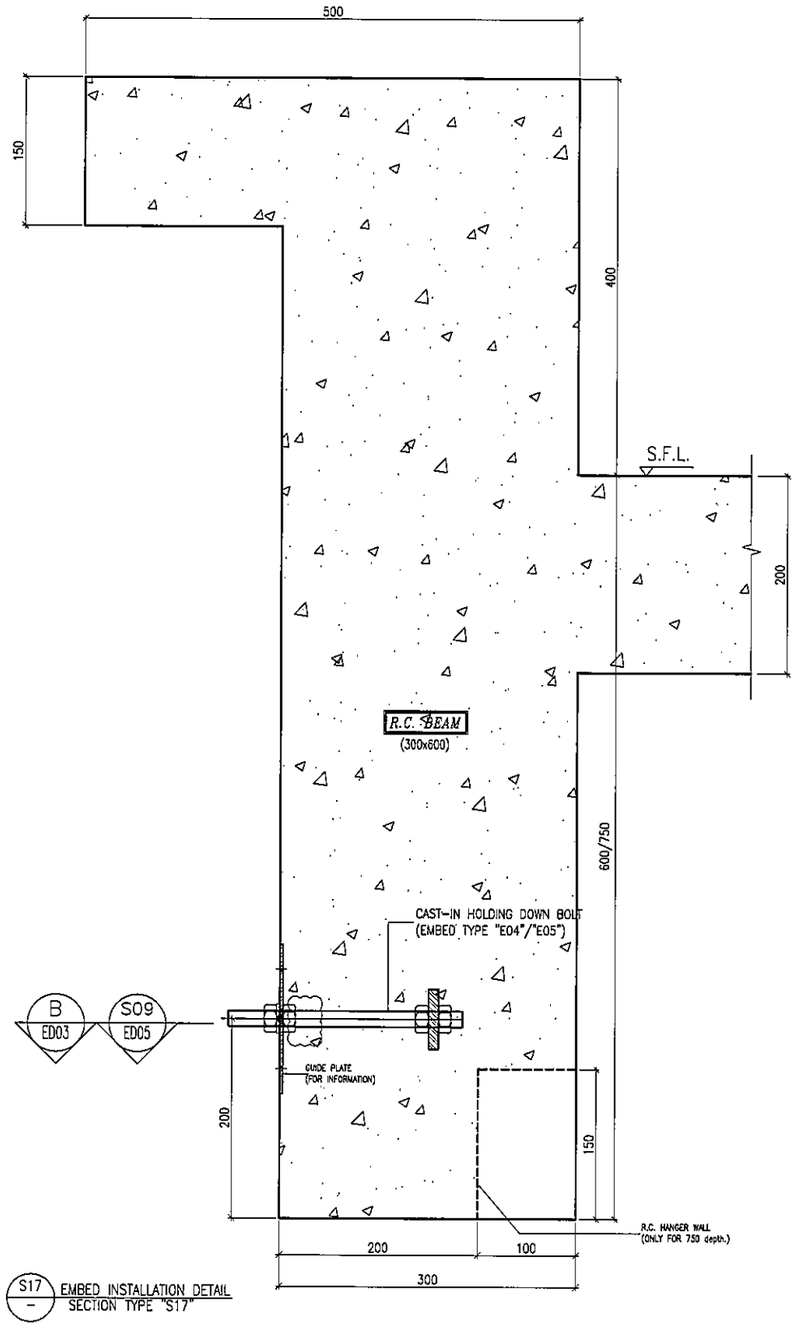

S17 — EMBED INSTALLATION DETAIL SECTION TYPE "S17"

B.D. REF :

CLIENT :
信和置業有限公司
Sino Land Company Limited

ARCHITECT :
WONG TUNG & PARTNERS LIMITED
ARCHITECTS & PLANNERS

MAIN CONTRACTOR :
CR Construction Company Limited

STRUCTURAL ENGINEER :
AECOM

FACADE CONSULTANT:
AECOM

NOTE :
1. ALL DIMENSIONS ARE IN mm.
2. ALL ELEVATIONS ARE VIEWED FROM OUTSIDE.
3. ALL DIMENSIONS TO BE VERIFIED ON SITE BEFORE FABRICATION.

LEGEND :
X1 / X001 — DETAIL MARK NO. / REFER SHEET NO.
1. F.F.L. --FINISHED FLOOR LEVEL
2. S.F.L. --STRUCTURAL FLOOR LEVEL
3. /R --REVERSED DETAIL

NO.	DATE	REVISED	BY
A	24/11/2018	GENERAL REVISED	

JOB NO. : J-837

PROJECT :
URA KWUN TONG TOWN CENTRE
REDEVELOPMENT (AREA 2 & 3) AT
NKIL 6514, KWUN TONG, KWLOON

TITLE :
EMBED TYPICAL DETAILS
FOR CURTAIN WALL

DATE : 10-SEP-18	SCALE : 1:3 (A1)
DRAWN BY : Asing	CHECKED BY : -

美特鋁質有限公司
MIDI ALUMINIUM FABRICATOR LTD.
Units 6-8, Sunray Industrial Centre, 1/F
610 Cha Kwo Ling Road, Kowloon
Tel:23489211-4 Fax:(852)27727666

DWG NO. : J837-CW-ED08 | REV. : A

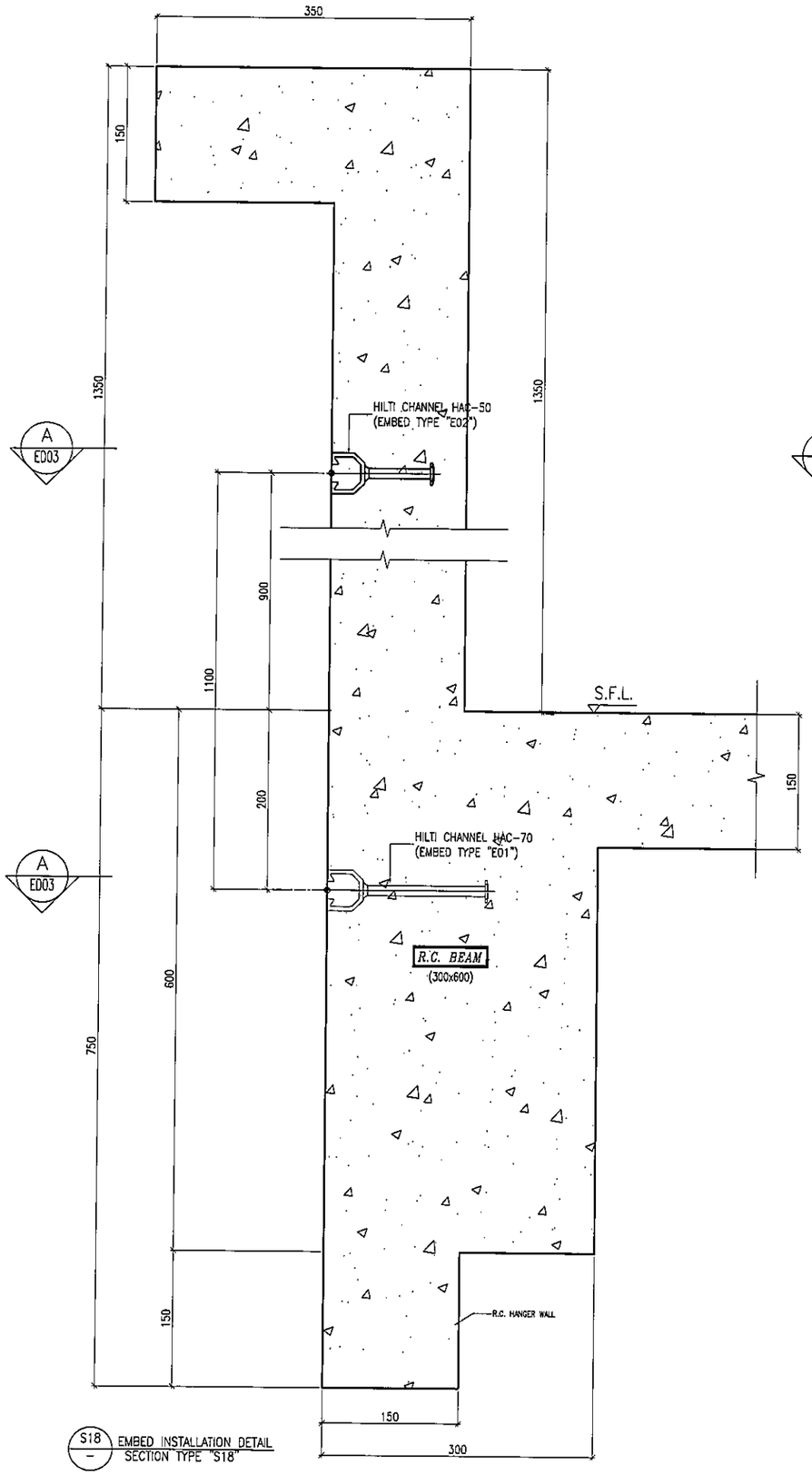

S18 — EMBED INSTALLATION DETAIL
SECTION TYPE "S18"

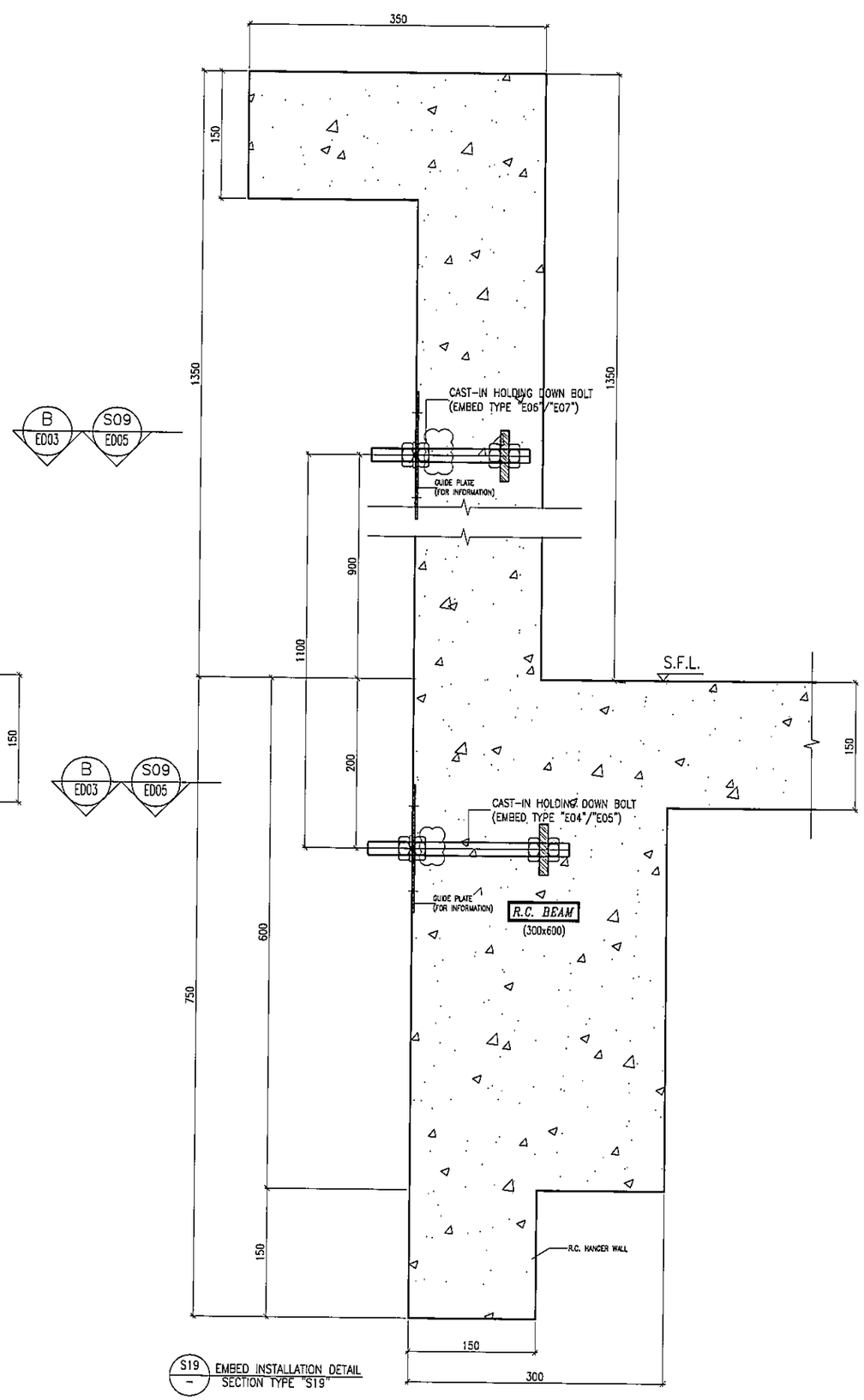

S19 — EMBED INSTALLATION DETAIL
SECTION TYPE "S19"

B.D. REF :

CLIENT :
信和置業有限公司
Sino Land Company Limited

ARCHITECT :
WONG TUNG & PARTNERS LIMITED
ARCHITECTS & PLANNERS

MAIN CONTRACTOR :
CR Construction Company Limited

STRUCTURAL ENGINEER :
AECOM

FACADE CONSULTANT:
AECOM

NOTE :
1. ALL DIMENSIONS ARE IN mm.
2. ALL ELEVATIONS ARE VIEWED FROM OUTSIDE.
3. ALL DIMENSIONS TO BE VERIFIED ON SITE BEFORE FABRICATION.

LEGEND :
X1 — DETAIL MARK NO.
X001 — REFER SHEET NO.

1. F.F.L. --FINISHED FLOOR LEVEL
2. S.F.L. --STRUCTURAL FLOOR LEVEL
3. /R --REVERSED DETAIL

NO.	DATE	REVISED	BY
A	24/11/2018	GENERAL REVISED	

JOB NO. : J-837

PROJECT :
URA KWUN TONG TOWN CENTRE
REDEVELOPMENT (AREA 2 & 3) AT
NKIL 6514, KWUN TONG, KWLOON

TITLE :
EMBED TYPICAL DETAILS
FOR CURTAIN WALL

DATE : 10-SEP-18 | SCALE : 1:3 (A1)

DRAWN BY : Asing | CHECKED BY : -

美特鋁質有限公司
MIDI ALUMINIUM FABRICATOR LTD.
Units 6-8, Sunray Industrial Centre, 1/F
610 Cha Kwo Ling Road, Kowloon
Tel:23489211-4 Fax:(852)27727666

DWG NO. : J837-CW-ED09 | REV. : A

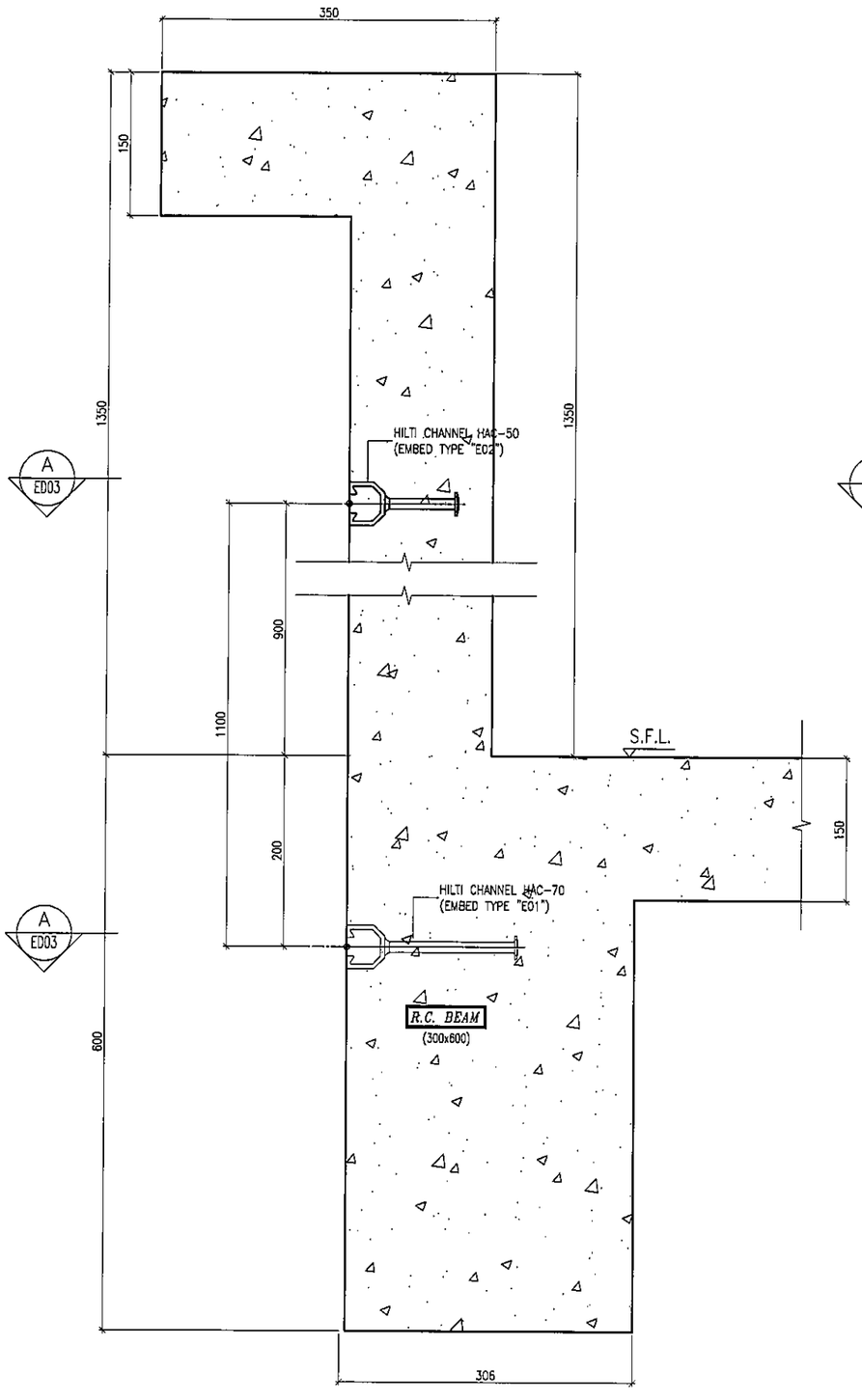

S20 — EMBED INSTALLATION DETAIL
SECTION TYPE "S20"

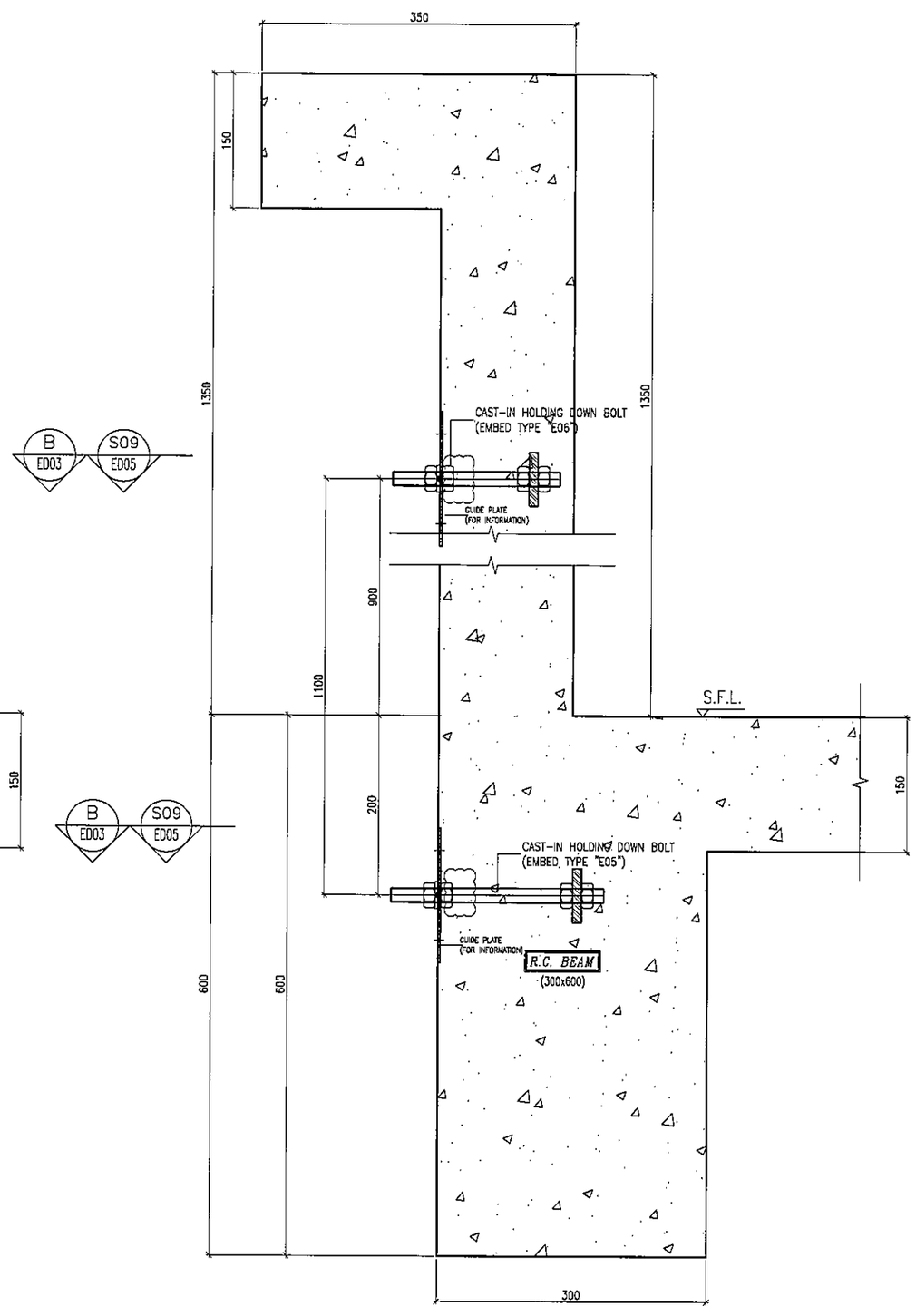

S21 — EMBED INSTALLATION DETAIL
SECTION TYPE "S21"

B.D. REF :

B.D. SUBMISSION

CLIENT :
信和置業有限公司
Sino Land Company Limited

ARCHITECT :
WONG TUNG & PARTNERS LIMITED
ARCHITECTS & PLANNERS

MAIN CONTRACTOR :
CR Construction Company Limited

STRUCTURAL ENGINEER :
AECOM

FACADE CONSULTANT:
AECOM

NOTE :
1. ALL DIMENSIONS ARE IN mm.
2. ALL ELEVATIONS ARE VIEWED FROM OUTSIDE.
3. ALL DIMENSIONS TO BE VERIFIED ON SITE BEFORE FABRICATION.

LEGEND :
X1 — DETAIL MARK NO.
XDD1 — REFER SHEET NO.

1. F.F.L. --FINISHED FLOOR LEVEL
2. S.F.L. --STRUCTURAL FLOOR LEVEL
3. /R --REVERSED DETAIL

NO.	DATE	REVISED	BY
A	24/11/2018	GENERAL REVISED	

JOB NO. : J-837

PROJECT :
URA KWUN TONG TOWN CENTRE
REDEVELOPMENT (AREA 2 & 3) AT
NKIL 6514, KWUN TONG, KWLOON

TITLE :
EMBED TYPICAL DETAILS
FOR CURTAIN WALL

DATE : 10-SEP-18 | SCALE : 1:3 (A1)

DRAWN BY : Asing | CHECKED BY : --

美特鋁質有限公司
MIDI ALUMINIUM FABRICATOR LTD.
Units 6-8, Sunray Industrial Centre, 1/F
610 Cha Kwo Ling Road, Kowloon
Tel:23489211-4 Fax:(852)27727666

DWG NO. : J837-CW-ED10 | REV. : A

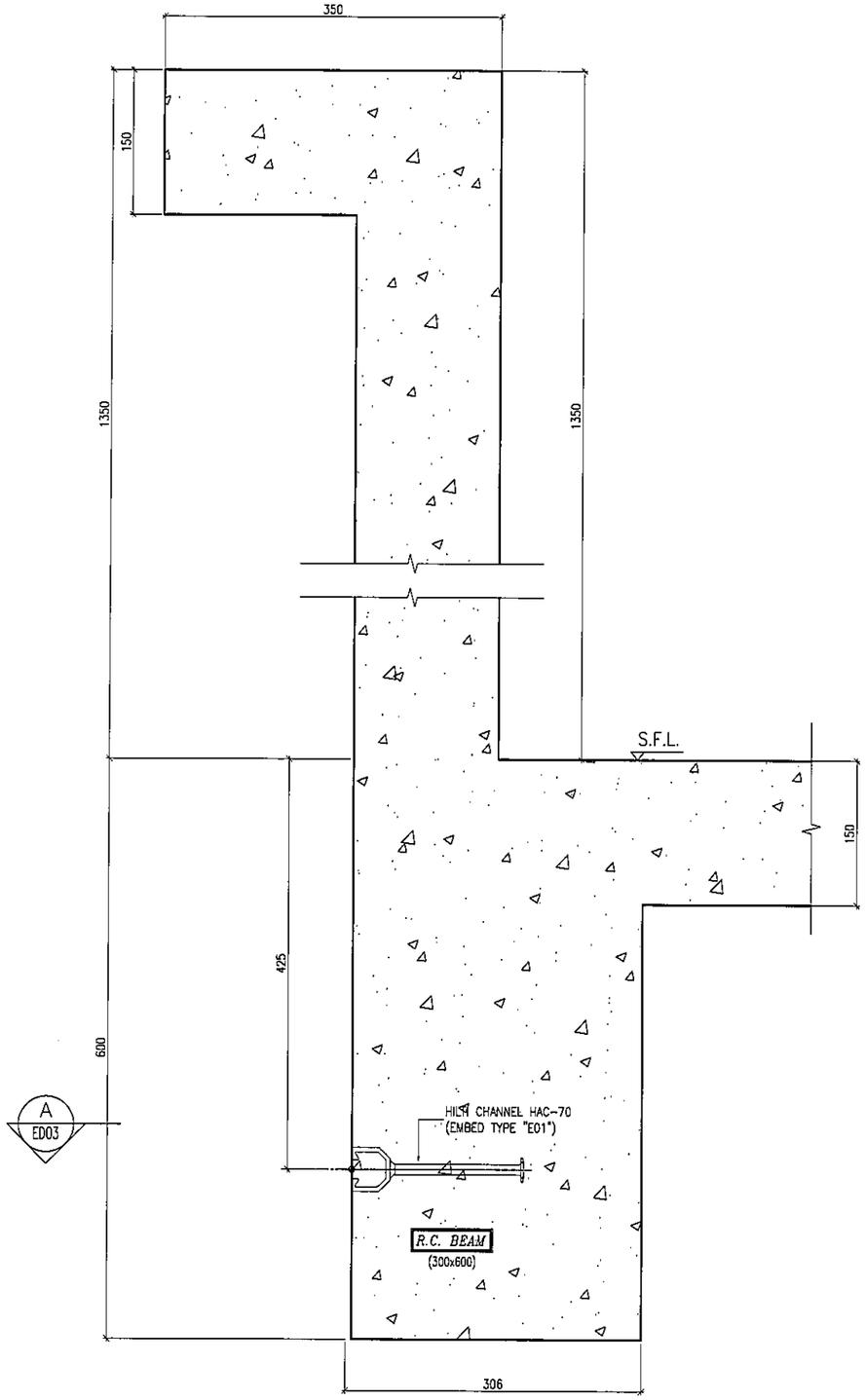

S23 – EMBED INSTALLATION DETAIL SECTION TYPE "S23"

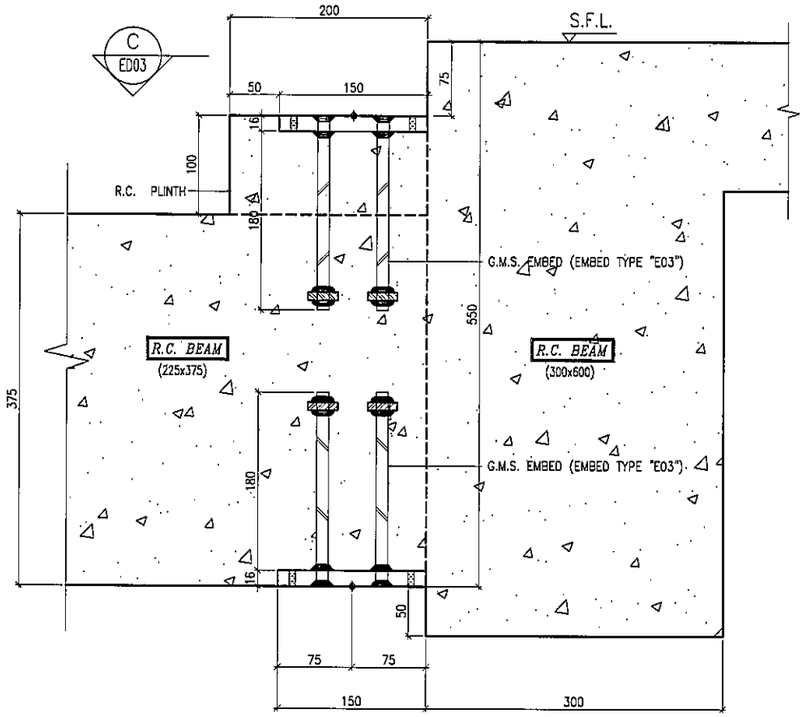

S24 – EMBED INSTALLATION DETAIL SECTION TYPE "S24"

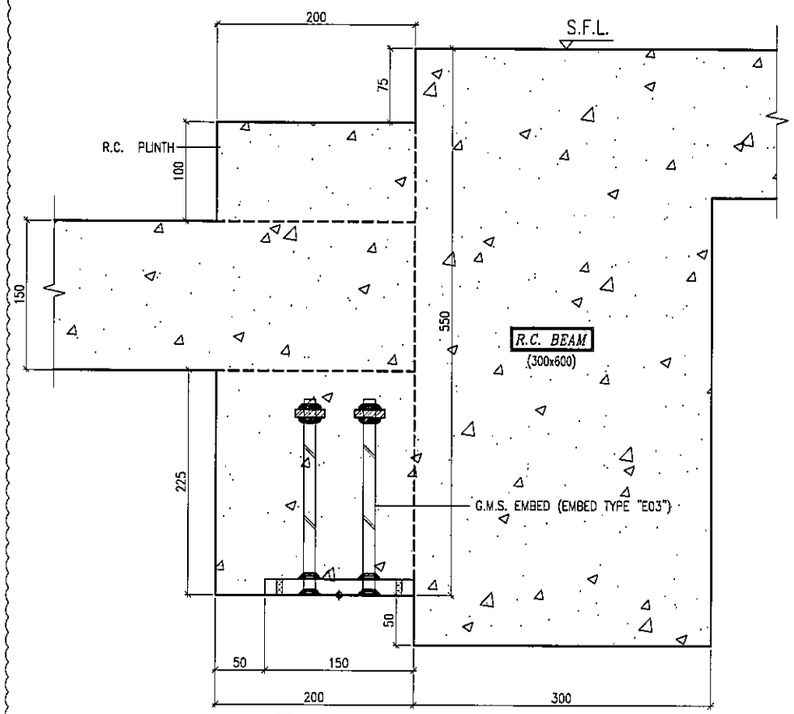

S25 – EMBED INSTALLATION DETAIL SECTION TYPE "S25"

B.D. REF :

CLIENT :
信和置業有限公司
Sino Land Company Limited

ARCHITECT :
WONG TUNG & PARTNERS LIMITED
ARCHITECTS & PLANNERS

MAIN CONTRACTOR :
CR Construction Company Limited

STRUCTURAL ENGINEER :
AECOM

FACADE CONSULTANT:
AECOM

NOTE :
1. ALL DIMENSIONS ARE IN mm.
2. ALL ELEVATIONS ARE VIEWED FROM OUTSIDE.
3. ALL DIMENSIONS TO BE VERIFIED ON SITE BEFORE FABRICATION.

LEGEND :
X1 — DETAIL MARK NO.
X001 — REFER SHEET NO.

1. F.F.L. --FINISHED FLOOR LEVEL
2. S.F.L. --STRUCTURAL FLOOR LEVEL
3. (/R) --REVERSED DETAIL

NO.	DATE	REVISED	BY
A	14/9/2018	GENERAL REVISED	

JOB NO. : J-837

PROJECT :
URA KWUN TONG TOWN CENTRE REDEVELOPMENT (AREA 2 & 3) AT NKIL 6514, KWUN TONG, KWLOON

TITLE :
EMBED TYPICAL DETAILS FOR CURTAIN WALL

DATE : 10-SEP-18 | SCALE : 1:3 (A1)

DRAWN BY : Asing | CHECKED BY : –

美特鋁質有限公司
MIDI ALUMINIUM FABRICATOR LTD.
Units 6-8, Sunray Industrial Centre, 1/F
610 Cha Kwo Ling Road, Kowloon
Tel:23489211-4 Fax:(852)27727666

DWG NO. : J837-CW-ED11 | REV. : A

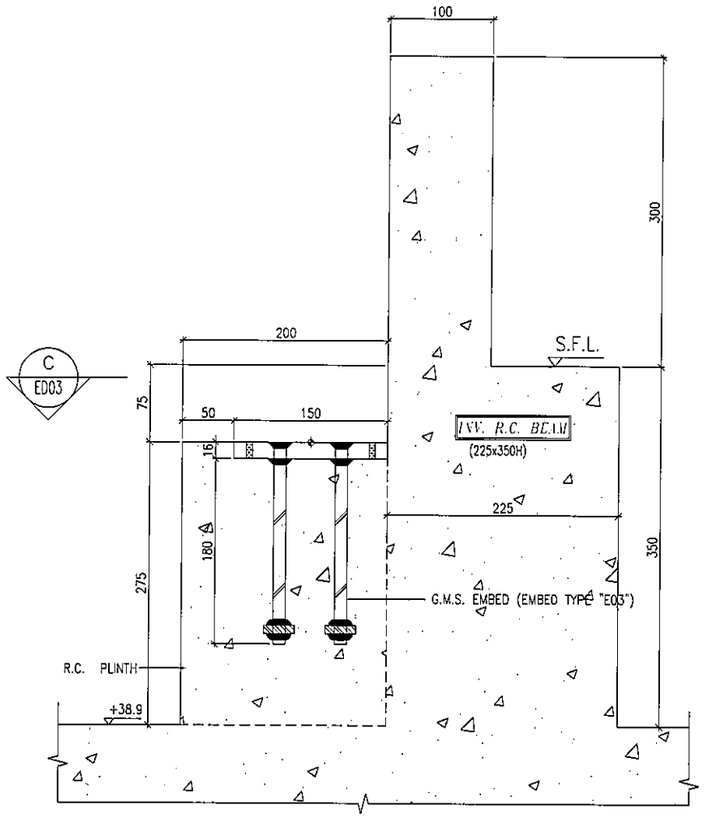

S26 EMBED INSTALLATION DETAIL
SECTION TYPE "S26"

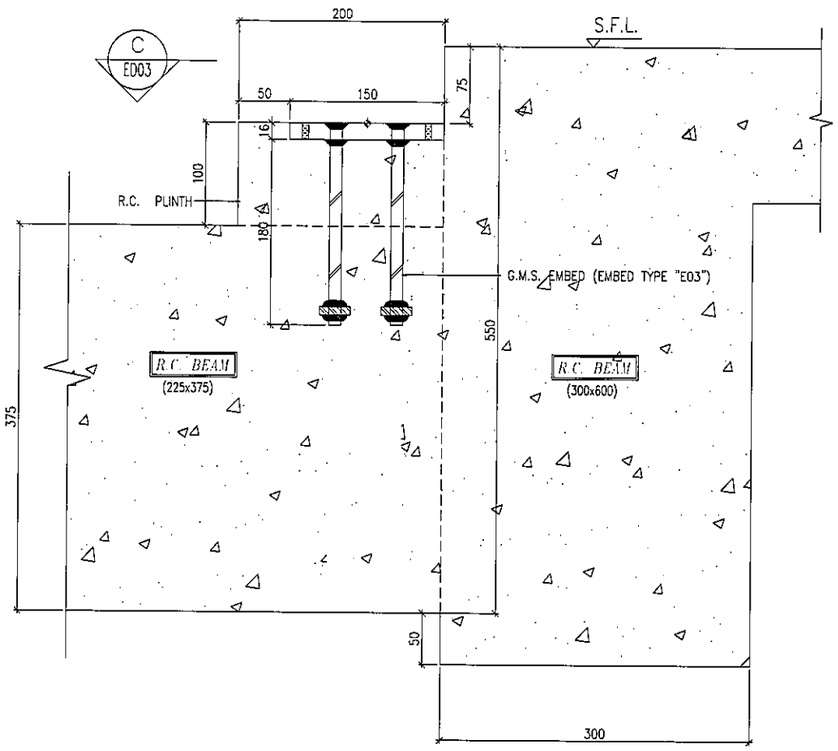

S27 EMBED INSTALLATION DETAIL
SECTION TYPE "S27"

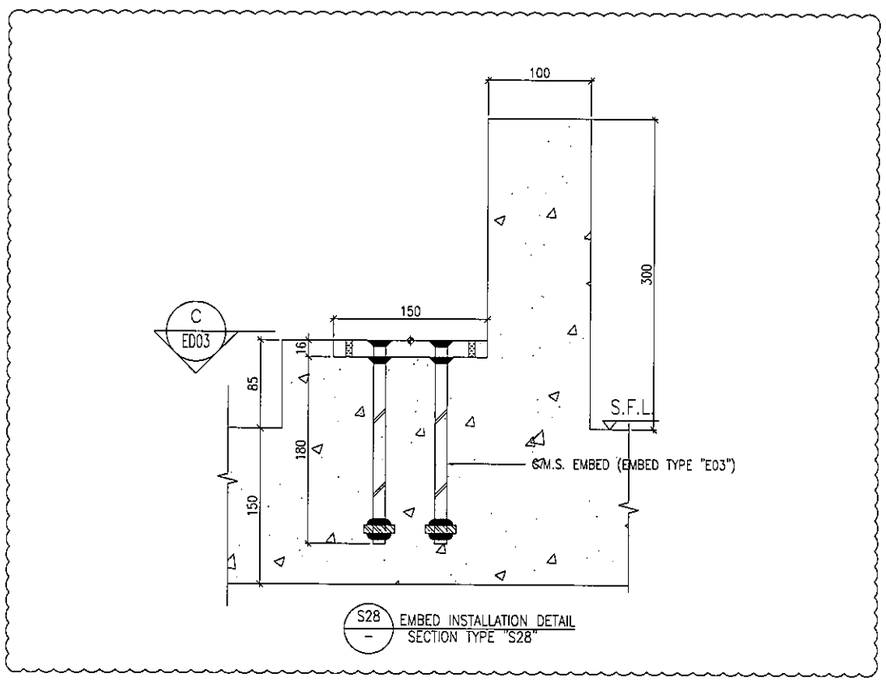

S28 EMBED INSTALLATION DETAIL
SECTION TYPE "S28"

B.D. REF :

CLIENT :
信和置業有限公司
Sino Land Company Limited

ARCHITECT :
WONG TUNG & PARTNERS LIMITED
ARCHITECTS & PLANNERS

MAIN CONTRACTOR :
CR Construction Company Limited

STRUCTURAL ENGINEER :
AECOM

FACADE CONSULTANT:
AECOM

NOTE :
1. ALL DIMENSIONS ARE IN mm.
2. ALL ELEVATIONS ARE VIEWED FROM OUTSIDE.
3. ALL DIMENSIONS TO BE VERIFIED ON SITE BEFORE FABRICATION.

LEGEND :
X1 — DETAIL MARK NO.
X001 — REFER SHEET NO.
1. F.F.L. --FINISHED FLOOR LEVEL
2. S.F.L. --STRUCTURAL FLOOR LEVEL
3. /R --REVERSED DETAIL

NO.	DATE	REVISED	BY
A	22/12/2018	GENERAL REVISED	

JOB NO. : J-837

PROJECT :
URA KWUN TONG TOWN CENTRE REDEVELOPMENT (AREA 2 & 3) AT NKIL 6514, KWUN TONG, KWLOON

TITLE :
EMBED TYPICAL DETAILS FOR CURTAIN WALL

DATE : 14-SEP-18 | SCALE : 1:3 (A1)

DRAWN BY : Asing | CHECKED BY : -

美特鋁質有限公司
MIDI ALUMINIUM FABRICATOR LTD.
Units 6-8, Sunray Industrial Centre, 1/F
610 Cha Kwo Ling Road, Kowloon
Tel:23489211-4 Fax:(852)27727666

DWG NO. : J837-CW-ED12 | REV. : A

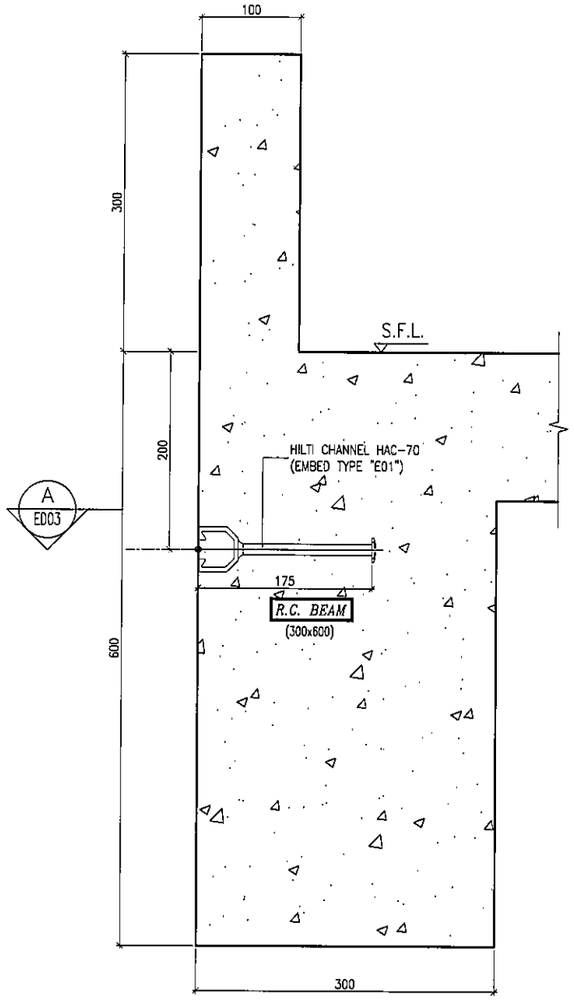

S29 — EMBED INSTALLATION DETAIL
SECTION TYPE "S29"

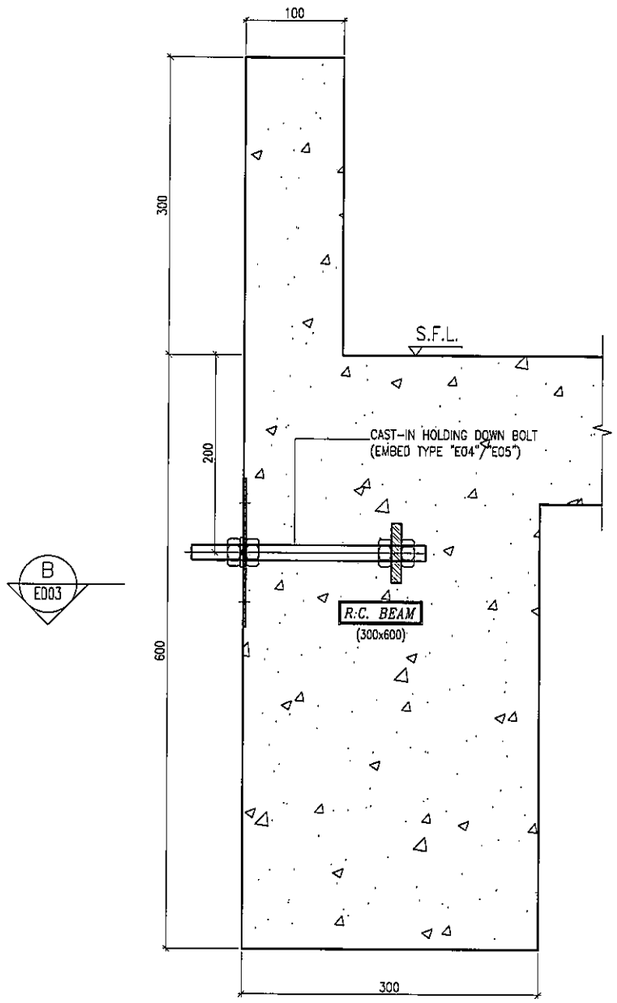

S30 — EMBED INSTALLATION DETAIL
SECTION TYPE "S30"

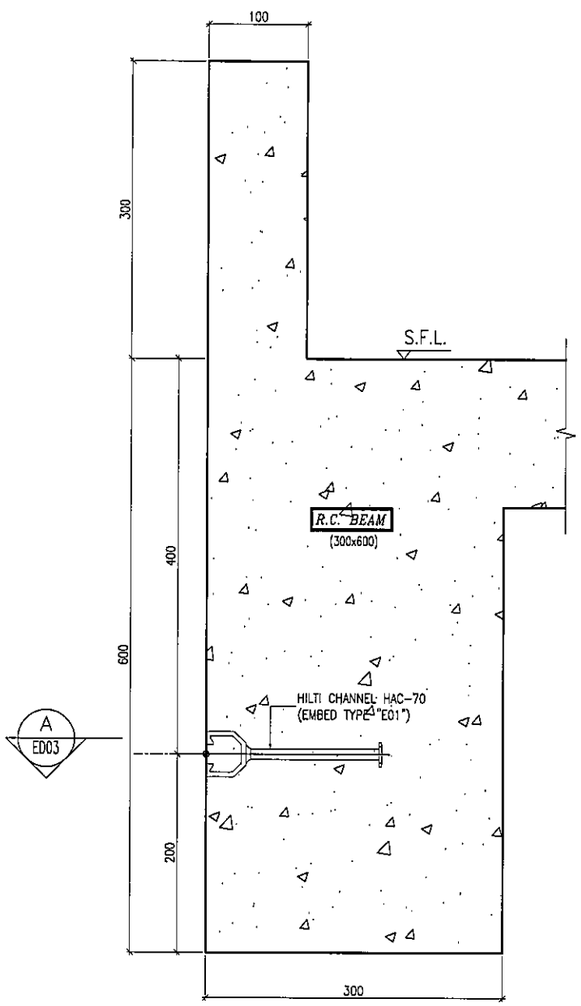

S31 — EMBED INSTALLATION DETAIL
SECTION TYPE "S31"

B.D. REF :

CLIENT :
信和置業有限公司
Sino Land Company Limited

ARCHITECT :
WONG TUNG & PARTNERS LIMITED
ARCHITECTS & PLANNERS

MAIN CONTRACTOR :
CR Construction Company Limited

STRUCTURAL ENGINEER :
AECOM

FACADE CONSULTANT:
AECOM

NOTE :
1. ALL DIMENSIONS ARE IN mm.
2. ALL ELEVATIONS ARE VIEWED FROM OUTSIDE.
3. ALL DIMENSIONS TO BE VERIFIED ON SITE BEFORE FABRICATION.

LEGEND :
X1 — DETAIL MARK NO.
X001 — REFER SHEET NO.
1. F.F.L. --FINISHED FLOOR LEVEL
2. S.F.L. --STRUCTURAL FLOOR LEVEL
3. (/R) --REVERSED DETAIL

NO.	DATE	REVISED	BY

JOB NO. : J-837

PROJECT :
URA KWUN TONG TOWN CENTRE
REDEVELOPMENT (AREA 2 & 3) AT
NKIL 6514, KWUN TONG, KWLOON

TITLE :
EMBED TYPICAL DETAILS
FOR CURTAIN WALL

DATE : 28-JAN-19	SCALE : 1:3 (A1)
DRAWN BY : Asing	CHECKED BY : -

美特鋁質有限公司
MIDI ALUMINIUM FABRICATOR LTD.
Units 6-8, Sunrey Industrial Centre, 1/F
610 Cha Kwo Ling Road, Kowloon
Tel:23489211-4 Fax:(852)27727666

DWG NO. : J837-CW-ED13 | REV. : -

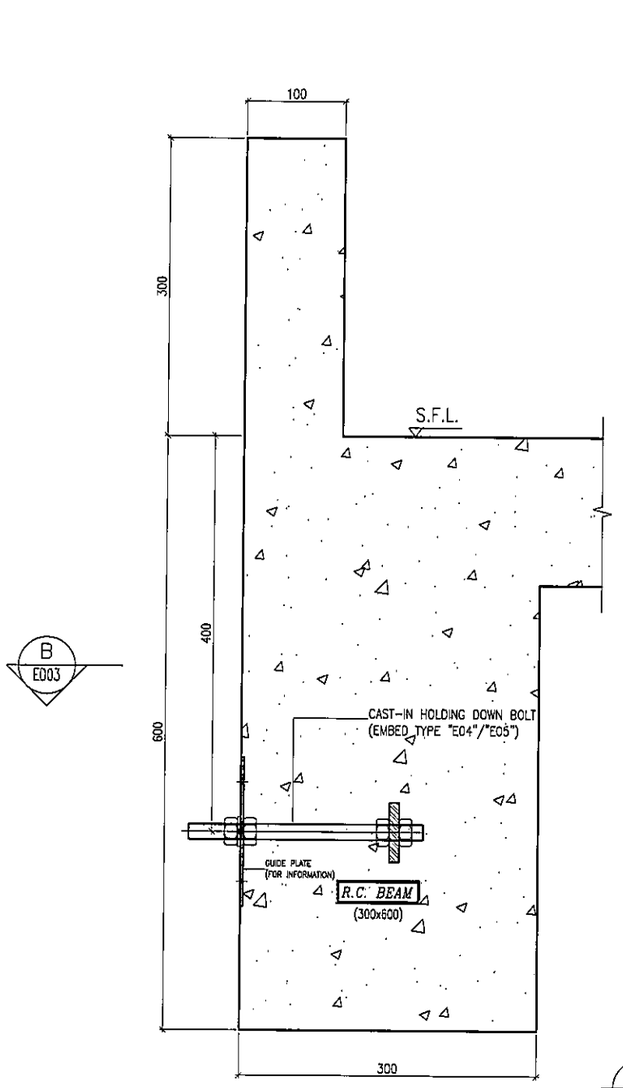

S32 – EMBED INSTALLATION DETAIL SECTION TYPE "S32"

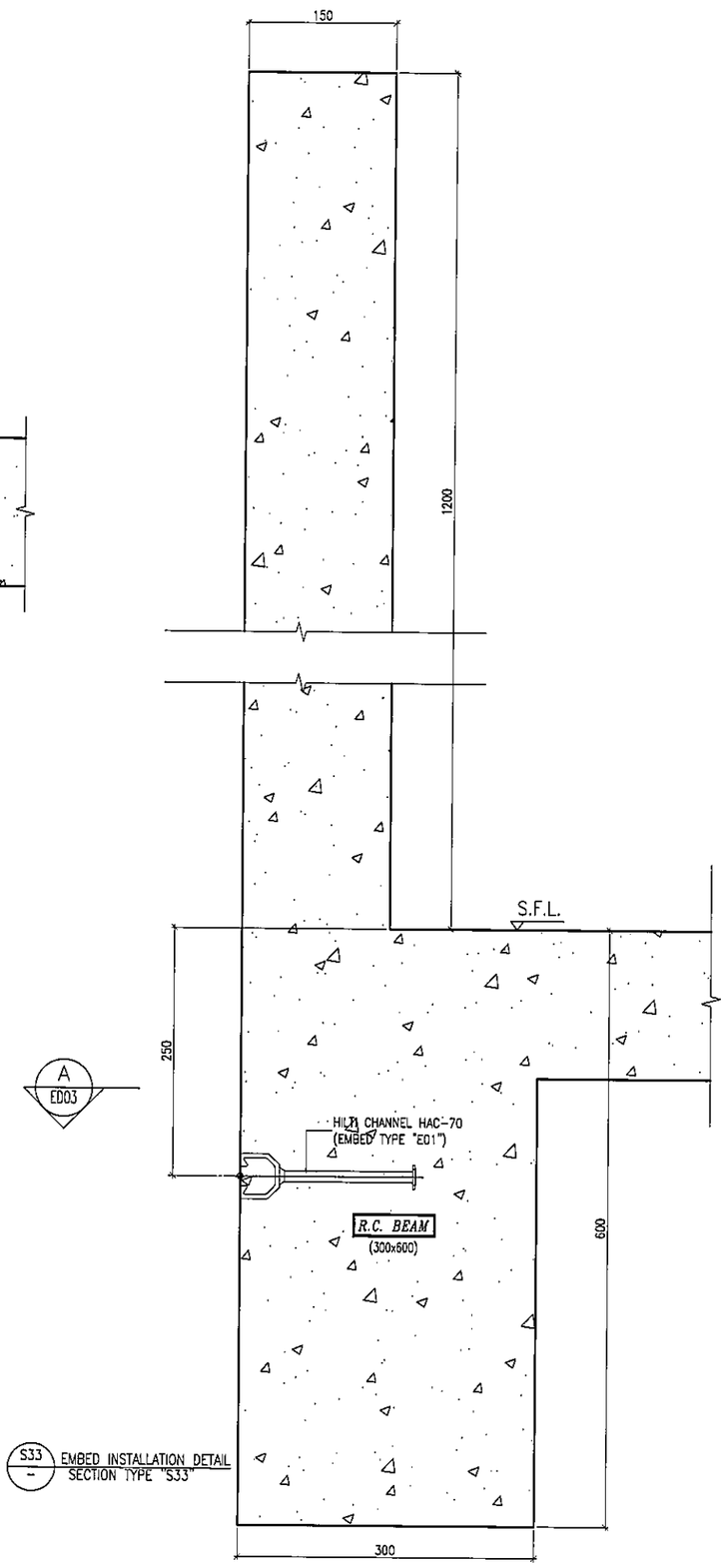

S33 – EMBED INSTALLATION DETAIL SECTION TYPE "S33"

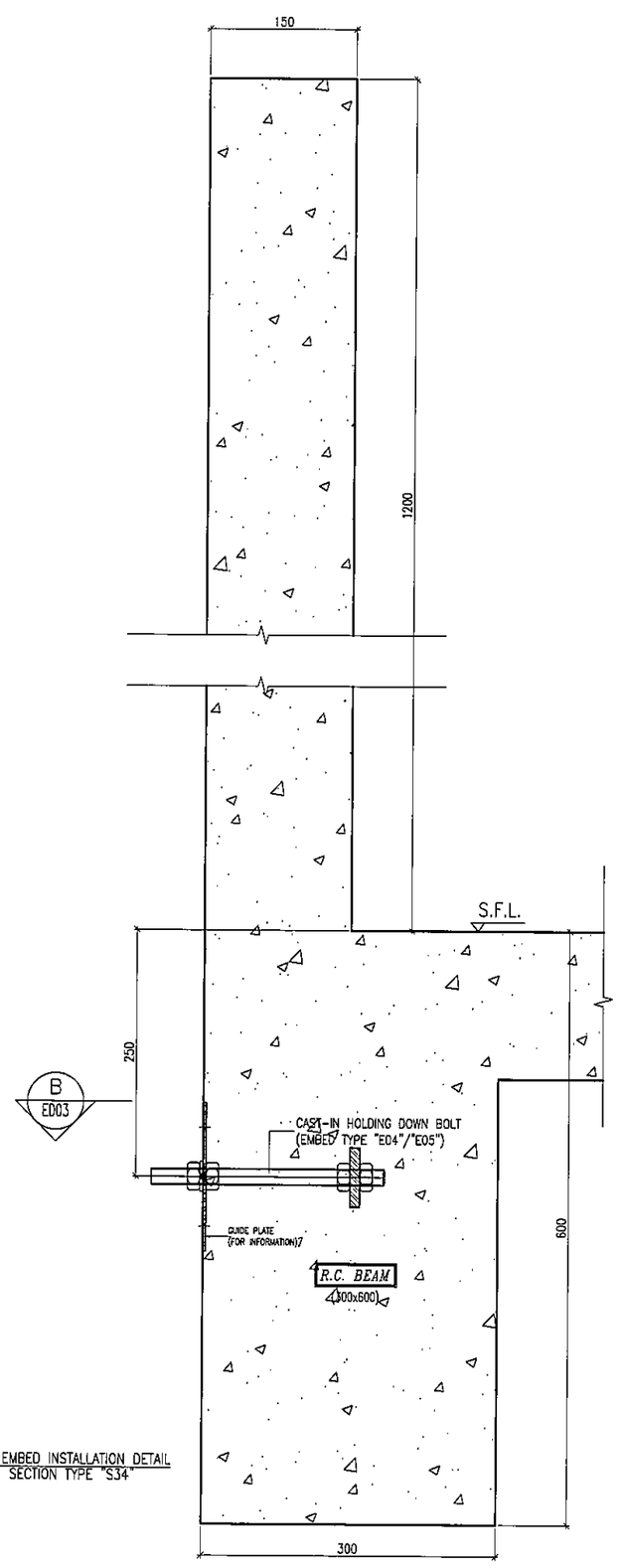

S34 – EMBED INSTALLATION DETAIL SECTION TYPE "S34"

B.D. REF :

CLIENT :
信和置業有限公司
Sino Land Company Limited

ARCHITECT :
WONG TUNG & PARTNERS LIMITED
ARCHITECTS & PLANNERS

MAIN CONTRACTOR :
CR Construction Company Limited

STRUCTURAL ENGINEER :
AECOM

FACADE CONSULTANT:
AECOM

NOTE :
1. ALL DIMENSIONS ARE IN mm.
2. ALL ELEVATIONS ARE VIEWED FROM OUTSIDE.
3. ALL DIMENSIONS TO BE VERIFIED ON SITE BEFORE FABRICATION.

LEGEND :
X1 / X001 — DETAIL MARK NO. / REFER SHEET NO.
1. F.F.L. --FINISHED FLOOR LEVEL
2. S.F.L. --STRUCTURAL FLOOR LEVEL
3. (R) --REVERSED DETAIL

NO.	DATE	REVISED	BY

JOB NO. : J-837

PROJECT :
URA KWUN TONG TOWN CENTRE REDEVELOPMENT (AREA 2 & 3) AT NKIL 6514, KWUN TONG, KWLOON

TITLE :
EMBED TYPICAL DETAILS FOR CURTAIN WALL

DATE : 28-JAN-19 | SCALE : 1:3 (A1)

DRAWN BY : Asing | CHECKED BY : –

美特鋁質有限公司
MIDI ALUMINIUM FABRICATOR LTD.
Units 6-8, Sunray Industrial Centre, 1/F
610 Cha Kwo Ling Road, Kowloon
Tel:23489211-4 Fax:(852)27727666

DWG NO. : J837-CW-ED14 | REV. : –

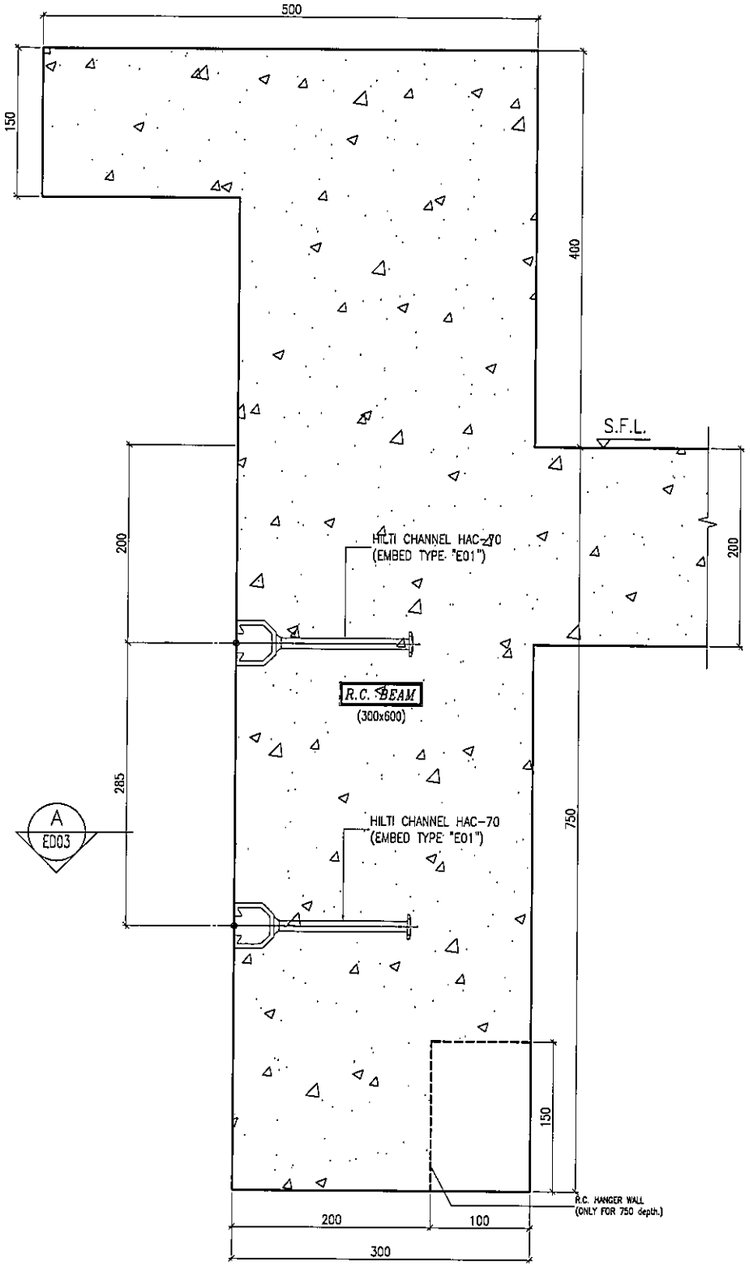

S35 – EMBED INSTALLATION DETAIL SECTION TYPE "S35"

A ED03

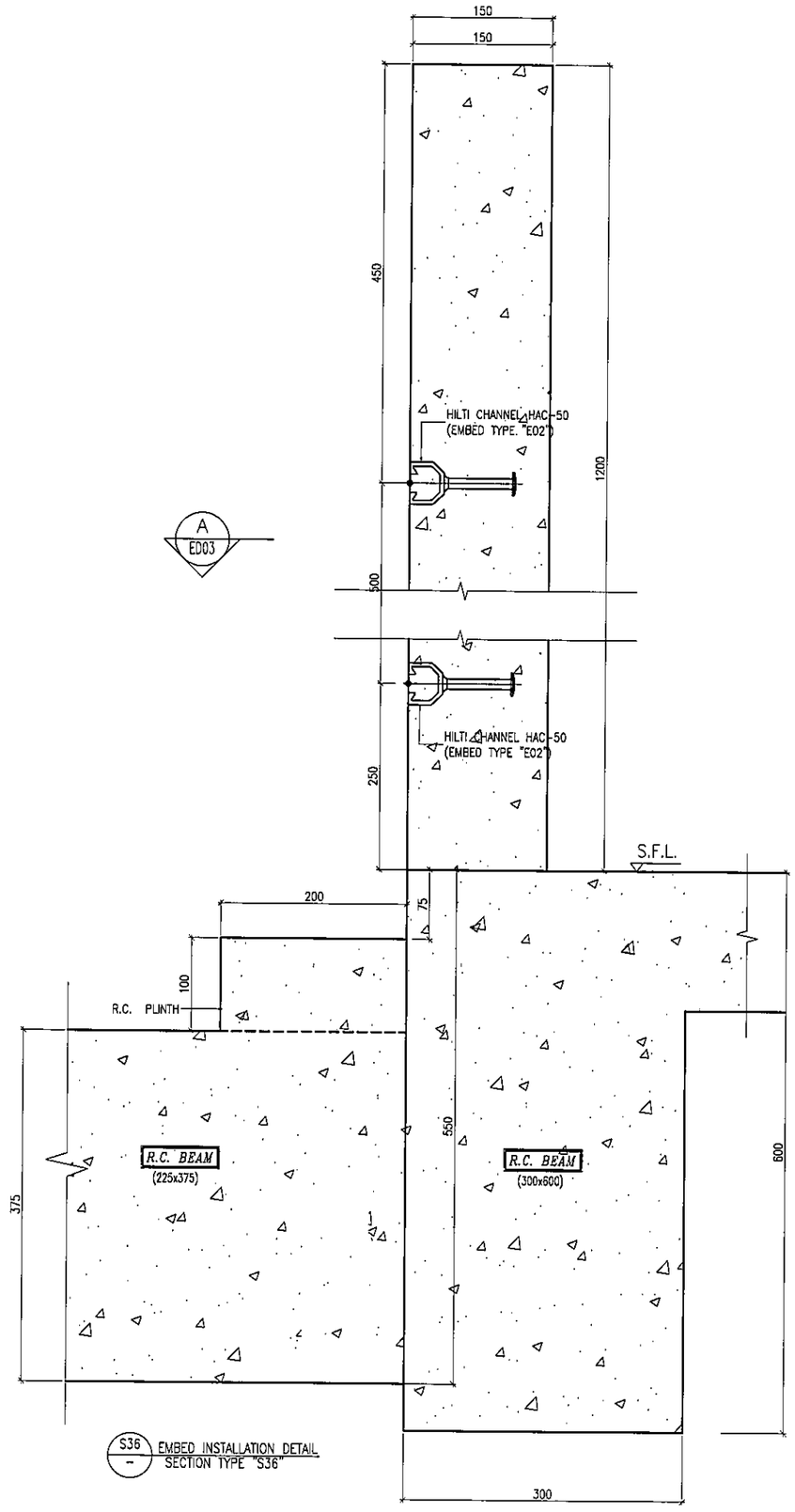

S36 – EMBED INSTALLATION DETAIL SECTION TYPE "S36"

B.D. REF :

CLIENT :
信和置業有限公司
Sino Land Company Limited

ARCHITECT : WONG TUNG & PARTNERS LIMITED
ARCHITECTS & PLANNERS

MAIN CONTRACTOR :
CR Construction Company Limited

STRUCTURAL ENGINEER :
AECOM

FACADE CONSULTANT:
AECOM

NOTE :
1. ALL DIMENSIONS ARE IN mm.
2. ALL ELEVATIONS ARE VIEWED FROM OUTSIDE.
3. ALL DIMENSIONS TO BE VERIFIED ON SITE BEFORE FABRICATION.

LEGEND :
X1 / X001 — DETAIL MARK NO. / REFER SHEET NO.
1. F.F.L. ---FINISHED FLOOR LEVEL
2. S.F.L. ---STRUCTURAL FLOOR LEVEL
3. /R ---REVERSED DETAIL

NO.	DATE	REVISED	BY

JOB NO. : J-837

PROJECT :
URA KWUN TONG TOWN CENTRE REDEVELOPMENT (AREA 2 & 3) AT NKIL 6514, KWUN TONG, KWLOON

TITLE :
EMBED TYPICAL DETAILS FOR CURTAIN WALL

DATE : 18-FEB-19	SCALE : 1:3 (A1)
DRAWN BY : Asing	CHECKED BY : -

美特鋁質有限公司
MIDI ALUMINIUM FABRICATOR LTD.
Units 6-8, Sunray Industrial Centre, 1/F
610 Cha Kwo Ling Road, Kowloon
Tel:23489211-4 Fax:(852)27727666

DWG NO. : J837-CW-ED15 REV. : -

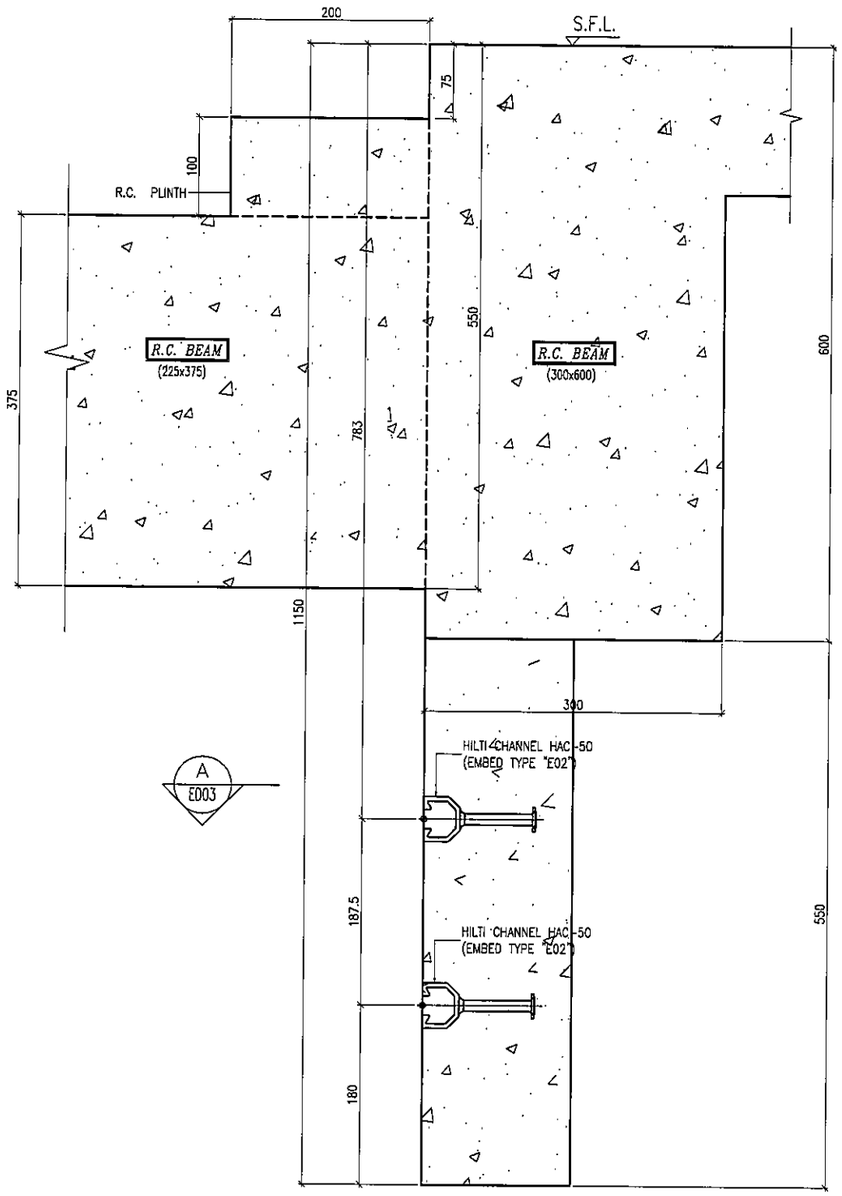

S37 — EMBED INSTALLATION DETAIL
SECTION TYPE "S37"

B.D. REF :

CLIENT :
信和置業有限公司
Sino Land Company Limited

ARCHITECT :
WONG TUNG & PARTNERS LIMITED
ARCHITECTS & PLANNERS

MAIN CONTRACTOR :
CR Construction Company Limited

STRUCTURAL ENGINEER :
AECOM

FACADE CONSULTANT:
AECOM

NOTE :
1. ALL DIMENSIONS ARE IN mm.
2. ALL ELEVATIONS ARE VIEWED FROM OUTSIDE.
3. ALL DIMENSIONS TO BE VERIFIED ON SITE BEFORE FABRICATION.

LEGEND :
X1 — DETAIL MARK NO.
X001 — REFER SHEET NO.

1. F.F.L. --FINISHED FLOOR LEVEL
2. S.F.L. --STRUCTURAL FLOOR LEVEL
3. /R --REVERSED DETAIL

NO.	DATE	REVISED	BY

JOB NO. : J-837

PROJECT :
URA KWUN TONG TOWN CENTRE
REDEVELOPMENT (AREA 2 & 3) AT
NKIL 6514, KWUN TONG, KWLOON

TITLE :
EMBED TYPICAL DETAILS
FOR CURTAIN WALL

DATE : 18-FEB-19 | SCALE : 1:3 (A1)

DRAWN BY : Asing | CHECKED BY : -

美特鋁質有限公司
MIDI ALUMINIUM FABRICATOR LTD.
Units 6-8, Sunray Industrial Centre, 1/F
610 Cha Kwo Ling Road, Kowloon
Tel:23489211-4 Fax:(852)27727666

DWG NO. : J837-CW-ED16 | REV. : -

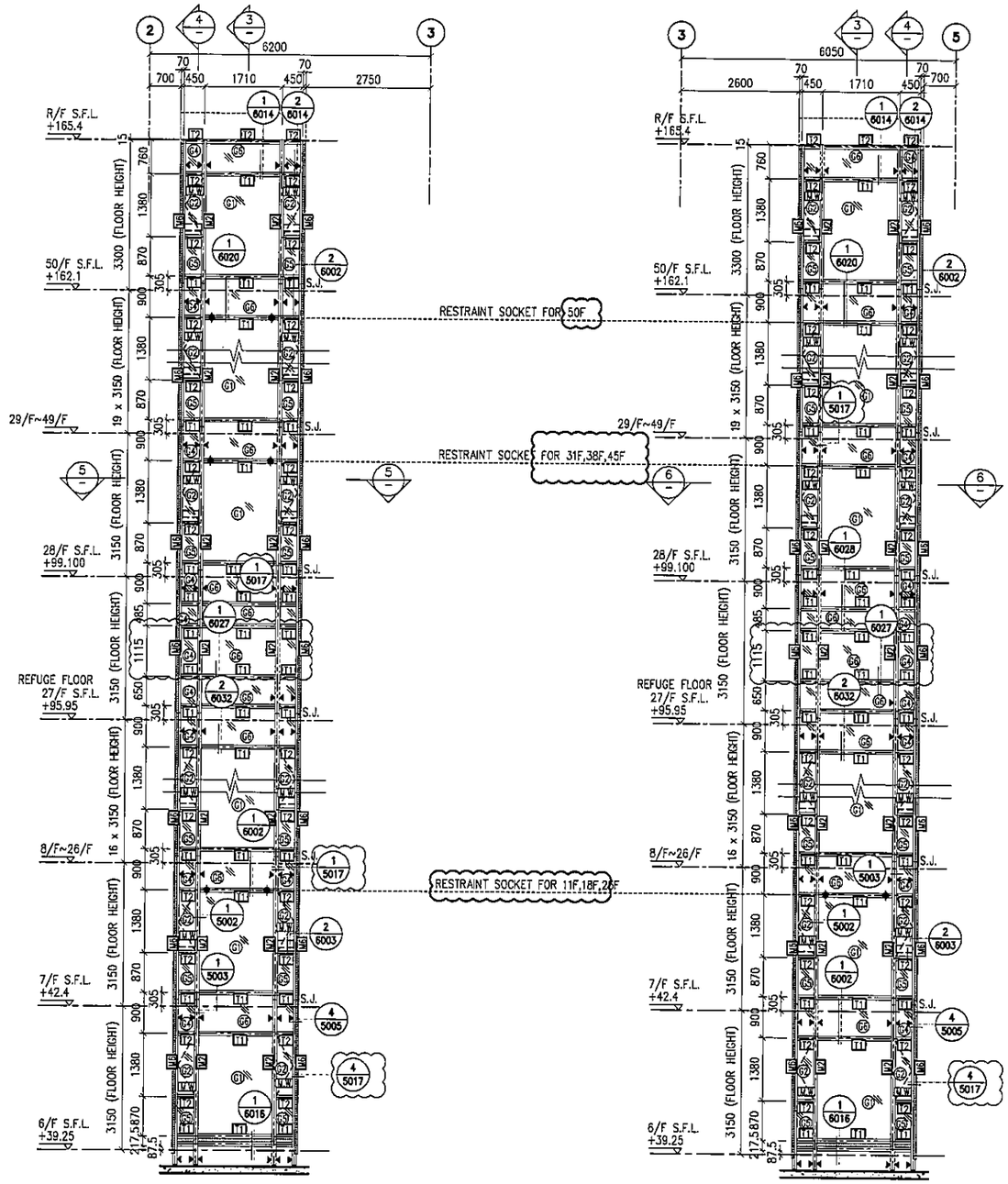

1 / PART ELEVATION FOR CURTAIN WALL

2 / PART ELEVATION FOR CURTAIN WALL

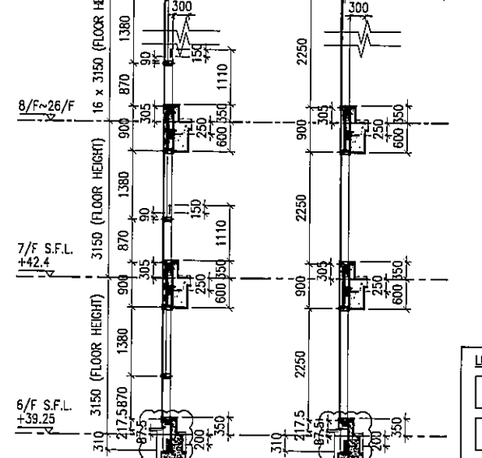

3 / TYPICAL SECTION FOR CURTAIN WALL

4 / TYPICAL SECTION FOR CURTAIN WALL

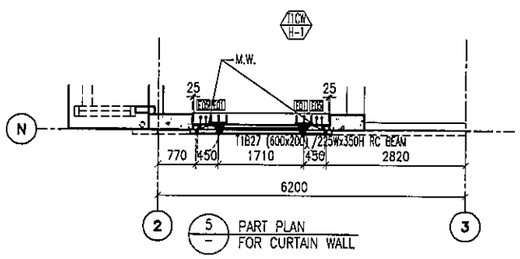

5 / PART PLAN FOR CURTAIN WALL

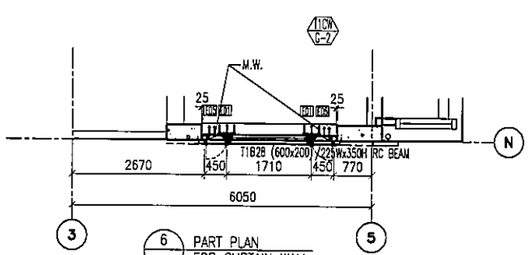

6 / PART PLAN FOR CURTAIN WALL

LEGEND:

- G1 – 10 mm THK. TEMPERED BLUE TINTED GLASS (OUTER) + 9 mm AIR SPACE + 8 mm THK. TEMPERED CLEAR GLASS (INNER)
- G2 – 8 mm THK. HEAT STRENGTHENED TINTED GLASS (OUTER)+ 9 mm AIR SPACE + 8 mm THK. HEAT STRENGTHENED CLEAR GLASS (INNER)
- G3 – 10 mm THK. HEAT STRENGTHENED BLUE TINTED GLASS (OUTER)+ 9 mm AIR SPACE + 8 mm THK. TEMPERED CLEAR GLASS (INNER)
- G4 – 8 mm THK. HEAT STRENGTHENED BLUE TINTED GLASS (SPANDREL GLASS)
- G5 – 8 mm THK. HEAT STRENGTHENED BLUE TINTED GLASS (OUTER)+ 9 mm AIR SPACE + 8 mm THK. TEMPERED CLEAR GLASS (INNER)
- G6 – 8 mm THK. TEMPERED BLUE TINTED GLASS (SPANDREL GLASS)
- G7 – 8 mm THK. HEAT STRENGTHENED TINTED GLASS (OUTER)+ 1.52PVB + 8 mm THK. HEAT STRENGTHENED CLEAR LAMINATED GLASS (INNER)
- 10 mm THK. TEMPERED GLASS (INTERNAL PROTECTIVE BARRIER)
- 3 mm THK. ALUM. CLADDING
- M.W. – MAINTENANCE WINDOW
- S.J. – STACK JOINT
- AE01 – ALUM. EXTRUSION DIE NO.
- ▲ – SUPPORT POINT
- ✦ – RESTRAINT SOCKET

B.D. REF :

CLIENT :
信和置業有限公司
Sino Land Company Limited

ARCHITECT : WONG TUNG & PARTNERS LIMITED ARCHITECTS & PLANNERS

MAIN CONTRACTOR :
CR Construction Company Limited

STRUCTURAL ENGINEER : AECOM

FACADE CONSULTANT: AECOM

NOTE :
1. ALL DIMENSIONS ARE IN mm.
2. ALL ELEVATIONS ARE VIEWED FROM OUTSIDE.
3. ALL DIMENSIONS TO BE VERIFIED ON SITE BEFORE FABRICATION.

LEGEND :
- X1 / X001 — DETAIL MARK NO. / REFER SHEET NO.
1. F.F.L. --FINISHED FLOOR LEVEL
2. S.F.L. --STRUCTURAL FLOOR LEVEL
3. (R) --REVERSED DETAIL

NO.	DATE	REVISED	BY
E	17/01/2019	GENERAL REVISED	
D	22/12/2018	GENERAL REVISED	
C	04/12/2018	GENERAL REVISED	
B	24/11/2018	GENERAL REVISED	
A	10/9/2018	GENERAL REVISED	

JOB NO. : J-837

PROJECT :
URA KWUN TONG TOWN CENTRE REDEVELOPMENT (AREA 2 & 3) AT NKIL 6514, KWUN TONG, KWLOON

TITLE :
PART ELEVATION OF CURTAIN WALL AT TOWER 1

DATE : 04-JUL-18 | SCALE : 1:60 (A1)

DRAWN BY : ASING | CHECKED BY : –

美特鋁質有限公司
MIDI ALUMINIUM FABRICATOR LTD.
Units 6-8, Sunray Industrial Centre, 1/F
610 Cha Kwo Ling Road, Kowloon
Tel:23489211-4 Fax:(852)27727666

DWG NO. : J837-CW-2101 | REV. : E

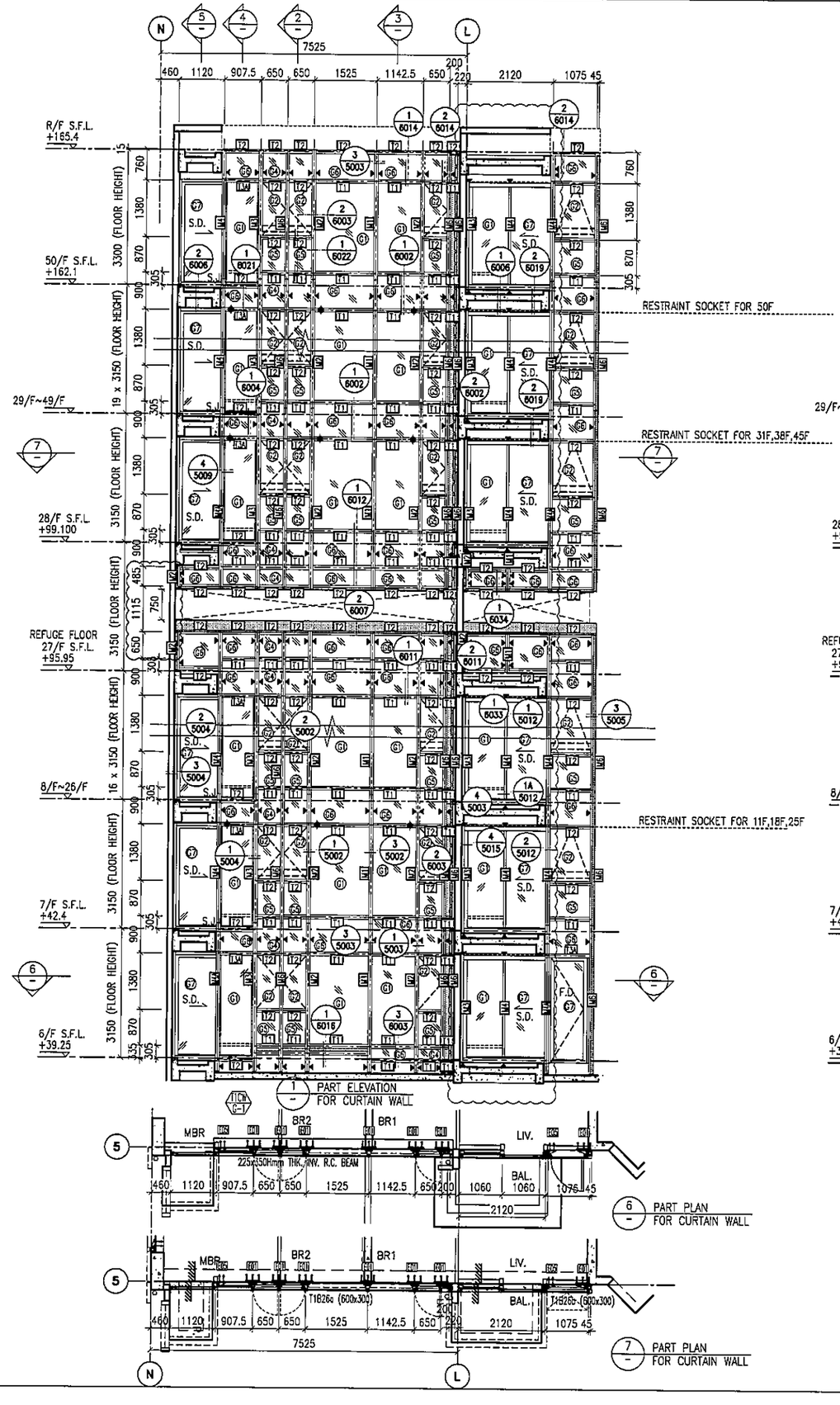

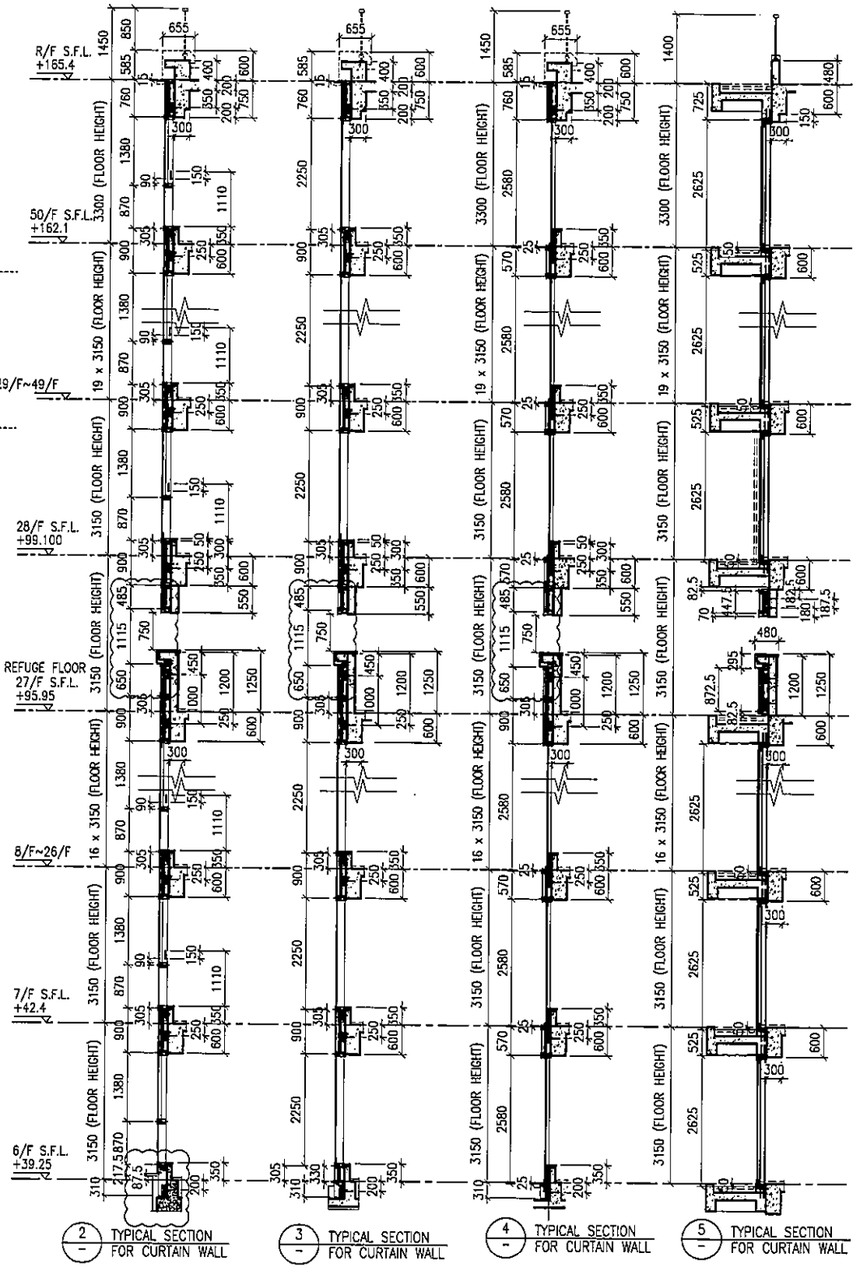

LEGEND:

- 61 – 10 mm THK. TEMPERED BLUE TINTED GLASS (OUTER) + 9 mm AIR SPACE + 8 mm THK. TEMPERED CLEAR GLASS (INNER)
- 62 – 8 mm THK. HEAT STRENGTHENED TINTED GLASS (OUTER)+ 9 mm AIR SPACE + 8 mm THK. HEAT STRENGTHENED CLEAR GLASS (INNER)
- 63 – 10 mm THK. HEAT STRENGTHENED BLUE TINTED GLASS (OUTER)+ 9 mm AIR SPACE + 8 mm THK. TEMPERED CLEAR GLASS (INNER)
- 64 – 8 mm THK. HEAT STRENGTHENED BLUE TINTED GLASS (SPANDREL GLASS)
- 65 – 8 mm THK. HEAT STRENGTHENED BLUE TINTED GLASS (OUTER)+ 9 mm AIR SPACE + 8 mm THK. TEMPERED CLEAR GLASS (INNER)
- 66 – 8 mm THK. TEMPERED BLUE TINTED GLASS (SPANDREL GLASS)
- 67 – 8 mm THK. HEAT STRENGTHENED TINTED GLASS (OUTER)+ 1.52PVB + 8 mm THK. HEAT STRENGTHENED CLEAR LAMINATED GLASS (INNER)
- 10 mm THK. TEMPERED GLASS (INTERNAL PROTECTIVE BARRIER)
- 3 mm THK. ALUM. CLADDING
- M.W. – MAINTENANCE WINDOW
- S.J. – STACK JOINT
- AE01 – ALUM. EXTRUSION DIE NO.
- ▲ – SUPPORT POINT
- ✦ – RESTRAINT SOCKET

B.D. REF :

CLIENT :
信和置業有限公司
Sino Land Company Limited

ARCHITECT :
WONG TUNG & PARTNERS LIMITED
ARCHITECTS & PLANNERS

MAIN CONTRACTOR :
CR Construction Company Limited

STRUCTURAL ENGINEER :
AECOM

FACADE CONSULTANT:
AECOM

NOTE :
1. ALL DIMENSIONS ARE IN mm.
2. ALL ELEVATIONS ARE VIEWED FROM OUTSIDE.
3. ALL DIMENSIONS TO BE VERIFIED ON SITE BEFORE FABRICATION.

LEGEND :
- X1 / X001 – DETAIL MARK NO. / REFER SHEET NO.
1. F.F.L. --FINISHED FLOOR LEVEL
2. S.F.L. --STRUCTURAL FLOOR LEVEL
3. /R --REVERSED DETAIL

NO.	DATE	REVISED	BY
E	17/01/2019	GENERAL REVISED	
D	22/12/2018	GENERAL REVISED	
C	04/12/2018	GENERAL REVISED	
B	24/11/2018	GENERAL REVISED	
A	10/9/2018	GENERAL REVISED	

JOB NO. : J-837

PROJECT :
URA KWUN TONG TOWN CENTRE REDEVELOPMENT (AREA 2 & 3) AT NKIL 6514, KWUN TONG, KWLOON

TITLE :
PART ELEVATION OF CURTAIN WALL AT TOWER 1

DATE : 04-JUL-18 | SCALE : 1:60 (A1)

DRAWN BY : ASING | CHECKED BY : –

美特鋁質有限公司
MIDI ALUMINUM FABRICATOR LTD.
Units 6-8, Sunray Industrial Centre, 1/F
610 Cha Kwo Ling Road, Kowloon
Tel:23489211-4 Fax:(852)27727666

DWG NO. : J837-CW-2102 | REV. : E

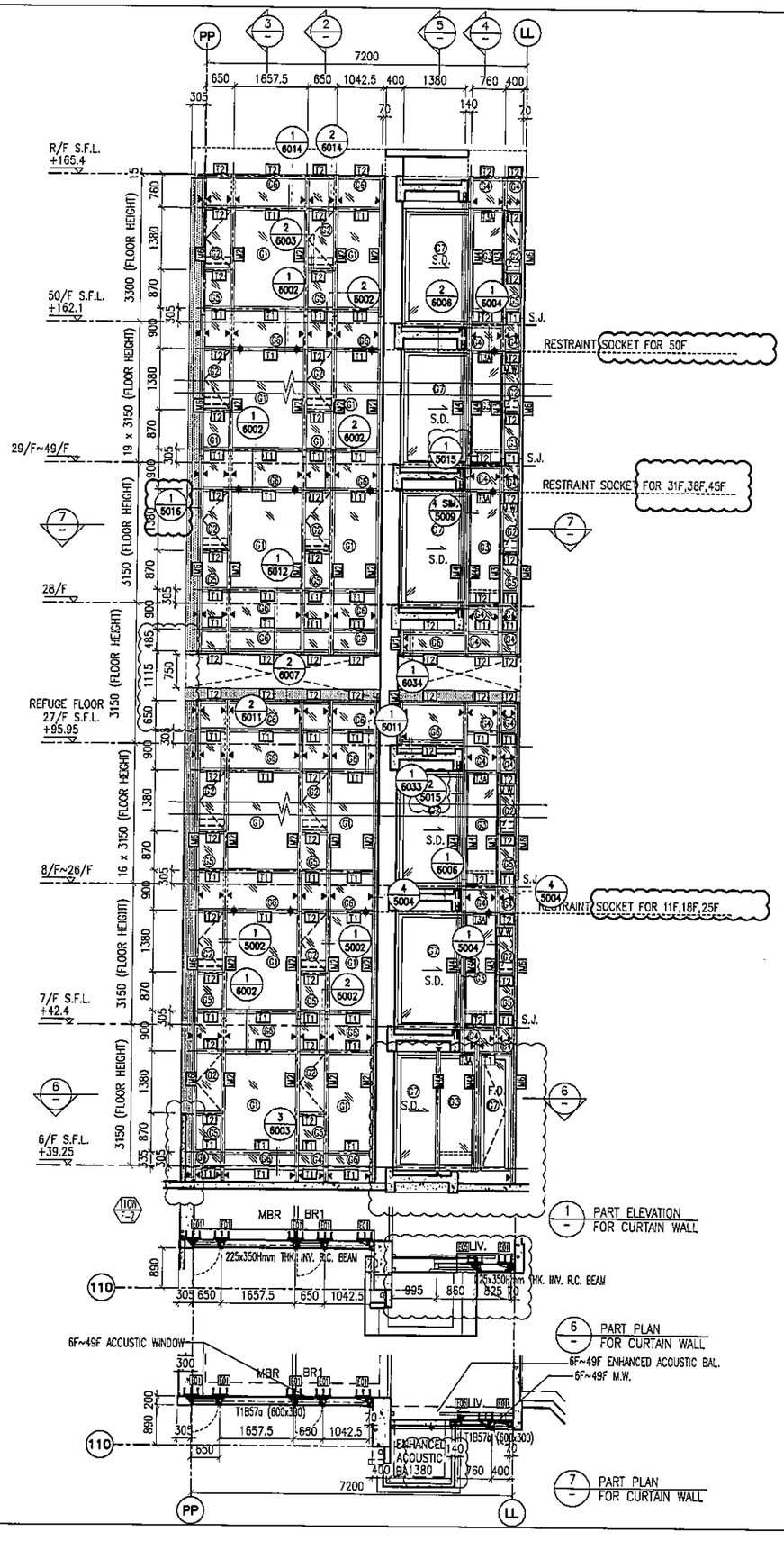

1 PART ELEVATION FOR CURTAIN WALL

6 PART PLAN FOR CURTAIN WALL

7 PART PLAN FOR CURTAIN WALL

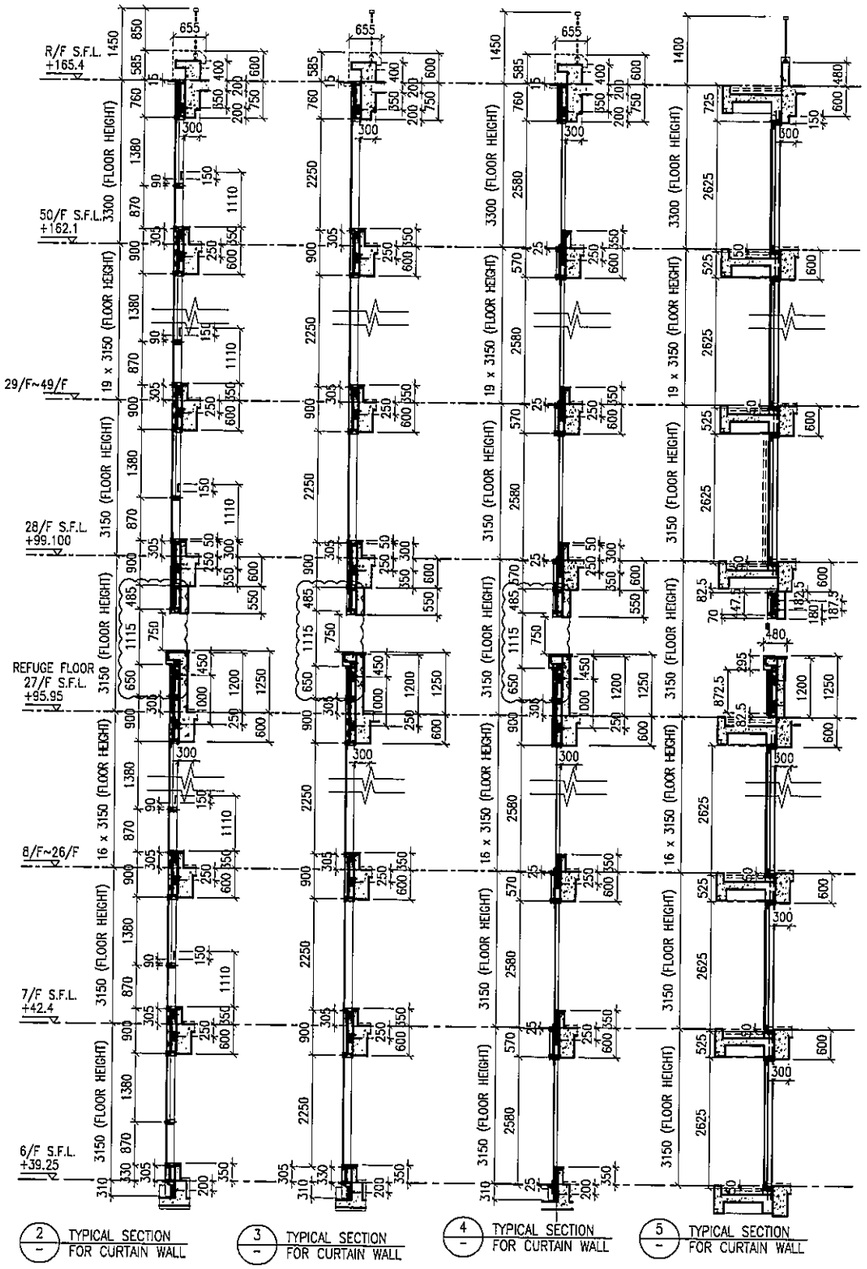

2 TYPICAL SECTION FOR CURTAIN WALL

3 TYPICAL SECTION FOR CURTAIN WALL

4 TYPICAL SECTION FOR CURTAIN WALL

5 TYPICAL SECTION FOR CURTAIN WALL

LEGEND:

- 61 – 10 mm THK. TEMPERED BLUE TINTED GLASS (OUTER) + 9 mm AIR SPACE + 8 mm THK. TEMPERED CLEAR GLASS (INNER)
- 62 – 8 mm THK. HEAT STRENGTHENED TINTED GLASS (OUTER)+ 9 mm AIR SPACE + 8 mm THK. HEAT STRENGTHENED CLEAR GLASS (INNER)
- 63 – 10 mm THK. HEAT STRENGTHENED BLUE TINTED GLASS (OUTER)+ 9 mm AIR SPACE + 8 mm THK. TEMPERED CLEAR GLASS (INNER)
- 64 – 8 mm THK. HEAT STRENGTHENED BLUE TINTED GLASS (SPANDREL GLASS)
- 65 – 8 mm THK. HEAT STRENGTHENED BLUE TINTED GLASS (OUTER)+ 9 mm AIR SPACE + 8 mm THK. TEMPERED CLEAR GLASS (INNER)
- 66 – 8 mm THK. TEMPERED BLUE TINTED GLASS (SPANDREL GLASS)
- 67 – 8 mm THK. HEAT STRENGTHENED TINTED GLASS (OUTER)+ 1.52PVB + 8 mm THK. HEAT STRENGTHENED CLEAR LAMINATED GLASS (INNER)
- 10 mm THK. TEMPERED GLASS (INTERNAL PROTECTIVE BARRIER)
- 3 mm THK. ALUM. CLADDING
- M.W. – MAINTENANCE WINDOW
- S.J. – STACK JOINT
- AE01 – ALUM. EXTRUSION DIE NO.
- ▲ – SUPPORT POINT
- ✦ – RESTRAINT SOCKET

B.D. REF :

CLIENT :
信和置業有限公司
Sino Land Company Limited

ARCHITECT :
WONG TUNG & PARTNERS LIMITED
ARCHITECTS & PLANNERS

MAIN CONTRACTOR :
CR Construction Company Limited

STRUCTURAL ENGINEER :
AECOM

FACADE CONSULTANT:
AECOM

NOTE :
1. ALL DIMENSIONS ARE IN mm.
2. ALL ELEVATIONS ARE VIEWED FROM OUTSIDE.
3. ALL DIMENSIONS TO BE VERIFIED ON SITE BEFORE FABRICATION.

LEGEND :
- X1 / X001 – DETAIL MARK NO. / REFER SHEET NO.
1. F.F.L. ---FINISHED FLOOR LEVEL
2. S.F.L. --STRUCTURAL FLOOR LEVEL
3. (R) --REVERSED DETAIL

NO.	DATE	REVISED	BY
E	17/01/2019	GENERAL REVISED	
D	22/12/2018	GENERAL REVISED	
C	04/12/2018	GENERAL REVISED	
B	24/11/2018	GENERAL REVISED	
A	10/9/2018	GENERAL REVISED	

JOB NO. : J-837

PROJECT :
URA KWUN TONG TOWN CENTRE REDEVELOPMENT (AREA 2 & 3) AT NKIL 6514, KWUN TONG, KWLOON

TITLE :
PART ELEVATION OF CURTAIN WALL AT TOWER 1

DATE : 04-JUL-18 | SCALE : 1:60 (A1)

DRAWN BY : ASING | CHECKED BY : –

美特鋁質有限公司
MIDI ALUMINIUM FABRICATOR LTD.
Units 6-8, Sunray Industrial Centre, 1/F
610 Cha Kwo Ling Road, Kowloon
Tel:23489211-4 Fax:(852)27727666

DWG NO. : J837-CW-2103 | REV. : E

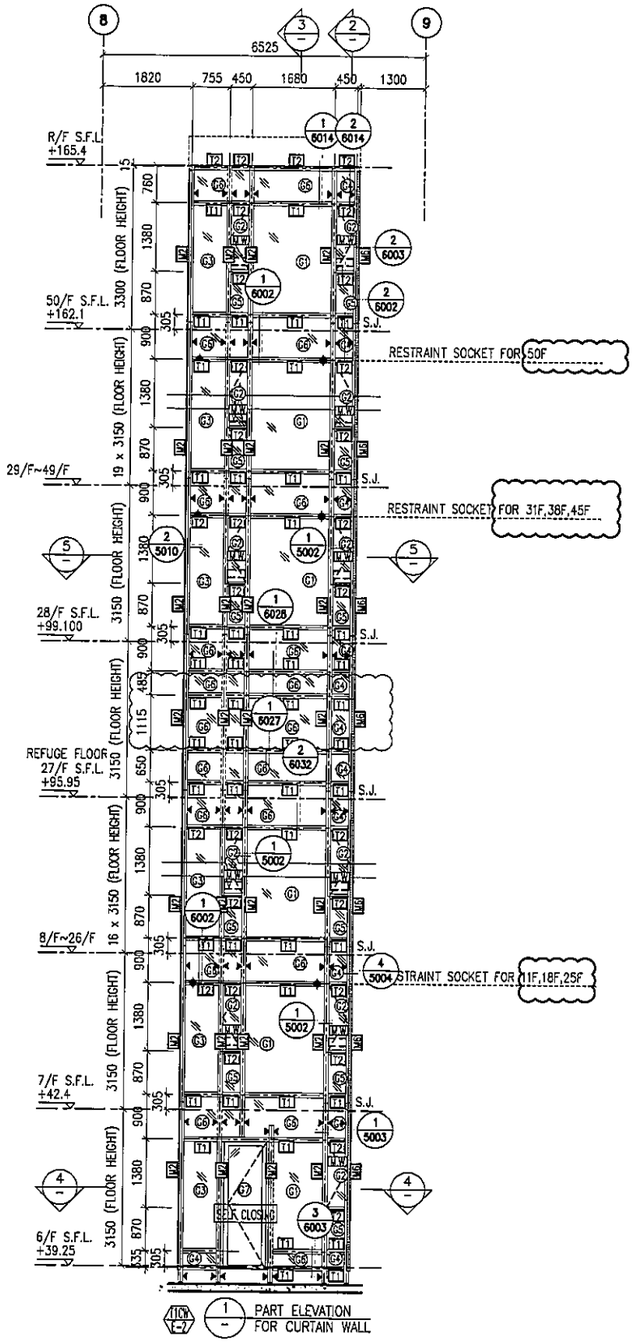

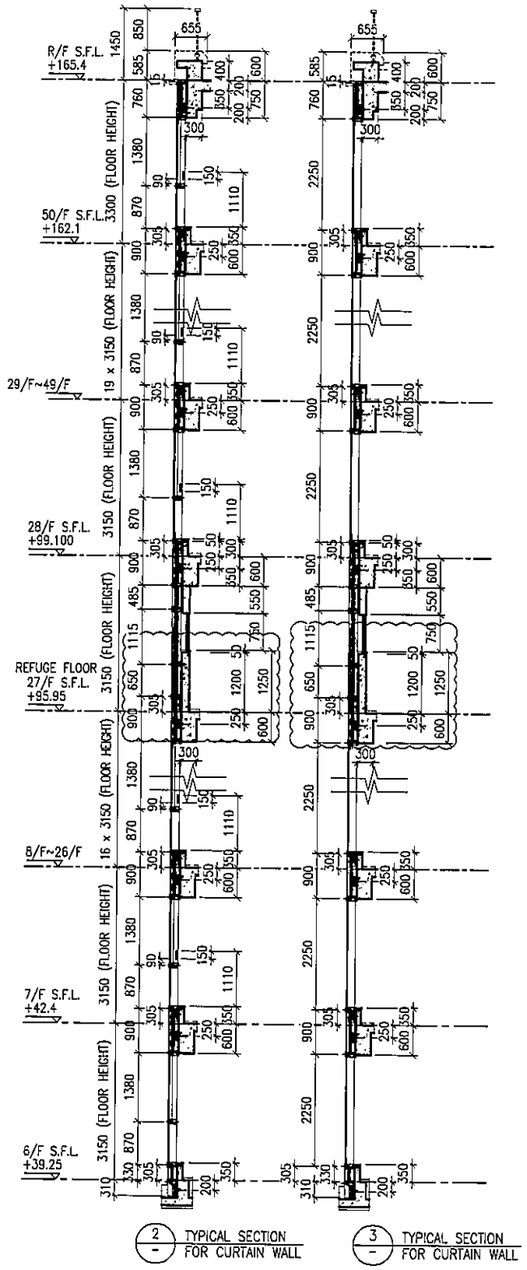

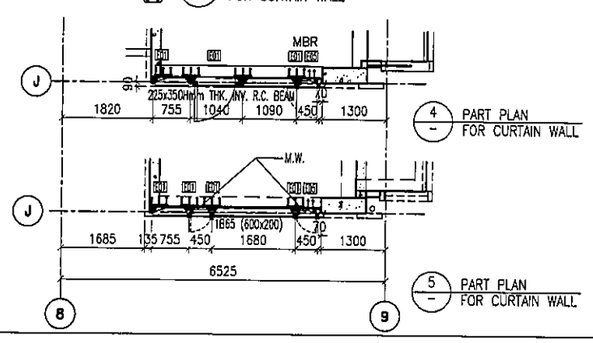

LEGEND:

- 63+ – 10 mm THK. TEMPERED BLUE TINTED GLASS (OUTER) + 9 mm AIR SPACE + 8 mm THK. TEMPERED CLEAR GLASS (INNER)
- 62+ – 8 mm THK. HEAT STRENGTHENED TINTED GLASS (OUTER)+ 9 mm AIR SPACE + 8 mm THK. HEAT STRENGTHENED CLEAR GLASS (INNER)
- 63+ – 10 mm THK. HEAT STRENGTHENED BLUE TINTED GLASS (OUTER)+ 9 mm AIR SPACE + 8 mm THK. TEMPERED CLEAR GLASS (INNER)
- 64+ – 8 mm THK. HEAT STRENGTHENED BLUE TINTED GLASS (SPANDREL GLASS)
- 63+ – 8 mm THK. HEAT STRENGTHENED BLUE TINTED GLASS (OUTER)+ 9 mm AIR SPACE + 8 mm THK. TEMPERED CLEAR GLASS (INNER)
- 65+ – 8 mm THK. TEMPERED BLUE TINTED GLASS (SPANDREL GLASS)
- 67+ – 8 mm THK. HEAT STRENGTHENED TINTED GLASS (OUTER)+ 1.52PVB + 8 mm THK. HEAT STRENGTHENED CLEAR LAMINATED GLASS (INNER) 10 mm THK. TEMPERED GLASS (INTERNAL PROTECTIVE BARRIER)
- – 3 mm THK. ALUM. CLADDING
- M.W. – MAINTENANCE WINDOW
- S.J. – STACK JOINT
- AF01 – ALUM. EXTRUSION DIE NO.
- ▲ – SUPPORT POINT
- ◆ – RESTRAINT SOCKET

B.D. REF :

CLIENT :
信和置業有限公司
Sino Land Company Limited

ARCHITECT :
WONG TUNG & PARTNERS LIMITED
ARCHITECTS & PLANNERS

MAIN CONTRACTOR :
CR Construction Company Limited

STRUCTURAL ENGINEER :
AECOM

FACADE CONSULTANT:
AECOM

NOTE :
1. ALL DIMENSIONS ARE IN mm.
2. ALL ELEVATIONS ARE VIEWED FROM OUTSIDE.
3. ALL DIMENSIONS TO BE VERIFIED ON SITE BEFORE FABRICATION.

LEGEND :
- X1 / X001 – DETAIL MARK NO. / REFER SHEET NO.
1. F.F.L. --FINISHED FLOOR LEVEL
2. S.F.L. --STRUCTURAL FLOOR LEVEL
3. /R --REVERSED DETAIL

NO.	DATE	REVISED	BY
E	17/01/2019	GENERAL REVISED	
D	22/12/2018	GENERAL REVISED	
C	04/12/2018	GENERAL REVISED	
B	24/11/2018	GENERAL REVISED	
A	10/9/2018	GENERAL REVISED	

JOB NO. : J-837

PROJECT :
URA KWUN TONG TOWN CENTRE REDEVELOPMENT (AREA 2 & 3) AT NKIL 6514, KWUN TONG, KWLOON

TITLE :
PART ELEVATION OF CURTAIN WALL AT TOWER 1

DATE : 04-JUL-18 | SCALE : 1:60 (A1)

DRAWN BY : ASING | CHECKED BY : -

美特鋁質有限公司
MIDI ALUMINIUM FABRICATOR LTD.
Units 6-8, Sunray Industrial Centre, 1/F
610 Cha Kwo Ling Road, Kowloon
Tel:23489211-4 Fax:(852)27727666

DWG NO. : J837-CW-2104 | REV. : E

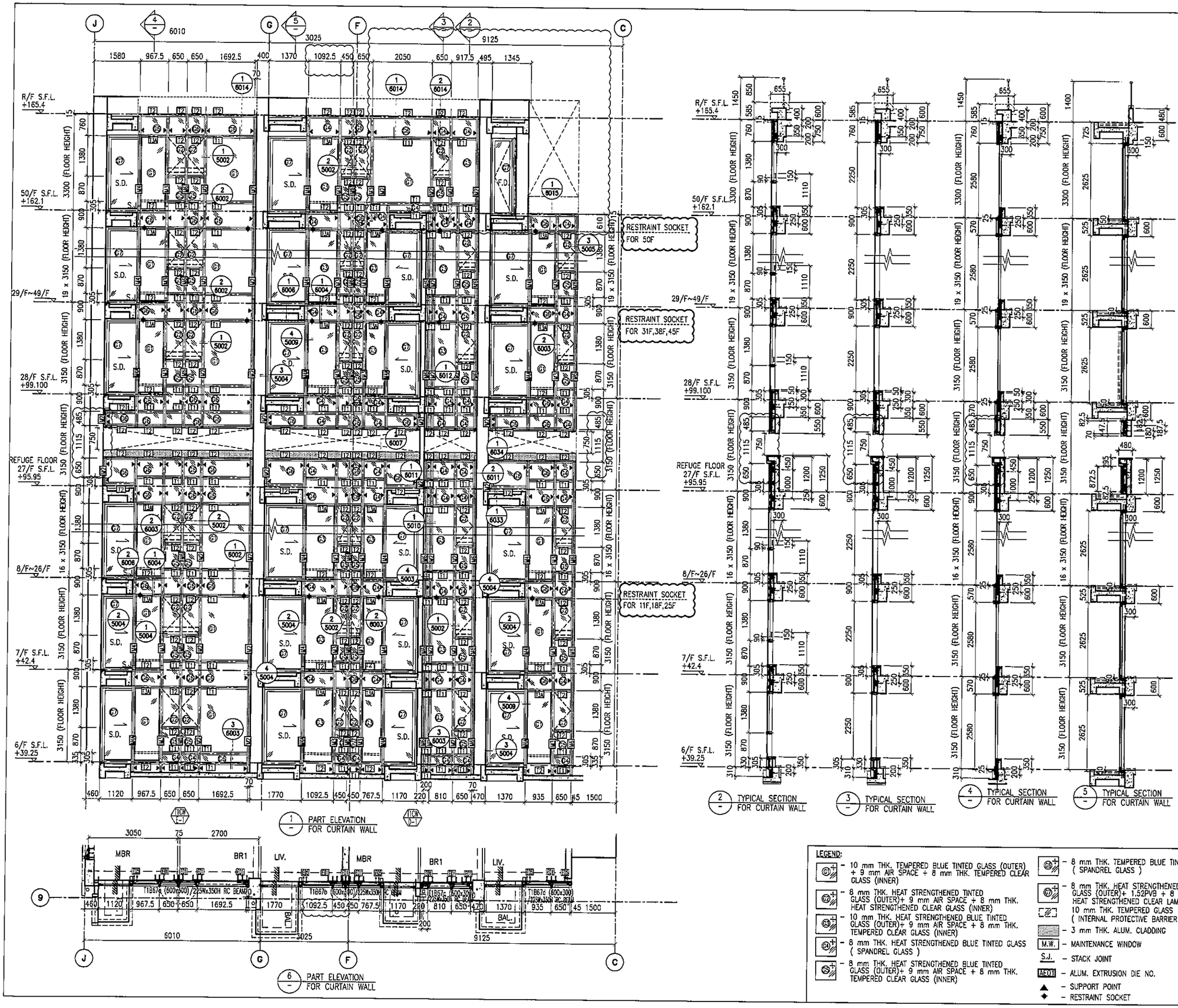

1 PART ELEVATION FOR CURTAIN WALL

2 TYPICAL SECTION FOR CURTAIN WALL

3 TYPICAL SECTION FOR CURTAIN WALL

4 TYPICAL SECTION FOR CURTAIN WALL

5 TYPICAL SECTION FOR CURTAIN WALL

6 PART ELEVATION FOR CURTAIN WALL

LEGEND:

- 10 mm THK. TEMPERED BLUE TINTED GLASS (OUTER) + 9 mm AIR SPACE + 8 mm THK. TEMPERED CLEAR GLASS (INNER)
- 8 mm THK. HEAT STRENGTHENED TINTED GLASS (OUTER)+ 9 mm AIR SPACE + 8 mm THK. HEAT STRENGTHENED CLEAR GLASS (INNER)
- 10 mm THK. HEAT STRENGTHENED BLUE TINTED GLASS (OUTER)+ 9 mm AIR SPACE + 8 mm THK. TEMPERED CLEAR GLASS (INNER)
- 8 mm THK. HEAT STRENGTHENED BLUE TINTED GLASS (SPANDREL GLASS)
- 8 mm THK. HEAT STRENGTHENED BLUE TINTED GLASS (OUTER)+ 9 mm AIR SPACE + 8 mm THK. TEMPERED CLEAR GLASS (INNER)
- 8 mm THK. TEMPERED BLUE TINTED GLASS (SPANDREL GLASS)
- 8 mm THK. HEAT STRENGTHENED TINTED GLASS (OUTER)+ 1.52PVB + 8 mm THK. HEAT STRENGTHENED CLEAR LAMINATED GLASS (INNER) 10 mm THK. TEMPERED GLASS (INTERNAL PROTECTIVE BARRIER)
- 3 mm THK. ALUM. CLADDING
- M.W. – MAINTENANCE WINDOW
- S.J. – STACK JOINT
- AF01 – ALUM. EXTRUSION DIE NO.
- ▲ – SUPPORT POINT
- ◆ – RESTRAINT SOCKET

B.D. REF :

CLIENT :
信和置業有限公司
Sino Land Company Limited

ARCHITECT :
WONG TUNG & PARTNERS LIMITED
ARCHITECTS & PLANNERS

MAIN CONTRACTOR :
CR Construction Company Limited

STRUCTURAL ENGINEER :
AECOM

FACADE CONSULTANT:
AECOM

NOTE :
1. ALL DIMENSIONS ARE IN mm.
2. ALL ELEVATIONS ARE VIEWED FROM OUTSIDE.
3. ALL DIMENSIONS TO BE VERIFIED ON SITE BEFORE FABRICATION.

LEGEND :
- X1 / X001 — DETAIL MARK NO. / REFER SHEET NO.
1. F.F.L. --FINISHED FLOOR LEVEL
2. S.F.L. --STRUCTURAL FLOOR LEVEL
3. /R --REVERSED DETAIL

NO.	DATE	REVISED	BY
E	17/01/2019	GENERAL REVISED	
D	22/12/2018	GENERAL REVISED	
C	04/12/2018	GENERAL REVISED	
B	24/11/2018	GENERAL REVISED	
A	10/9/2018	GENERAL REVISED	

JOB NO. : J-837

PROJECT :
URA KWUN TONG TOWN CENTRE REDEVELOPMENT (AREA 2 & 3) AT NKIL 6514, KWUN TONG, KWLOON

TITLE :
PART ELEVATION OF CURTAIN WALL AT TOWER 1

DATE : 04-JUL-18 | SCALE : 1:60 (A1)

DRAWN BY : ASING | CHECKED BY : -

美特鋁質有限公司
MIDI ALUMINIUM FABRICATOR LTD.
Units 6-8, Sunray Industrial Centre, 1/F
610 Cha Kwo Ling Road, Kowloon
Tel:23489211-4 Fax:(852)27727666

DWG NO. : J837-CW-2105 | REV. : E

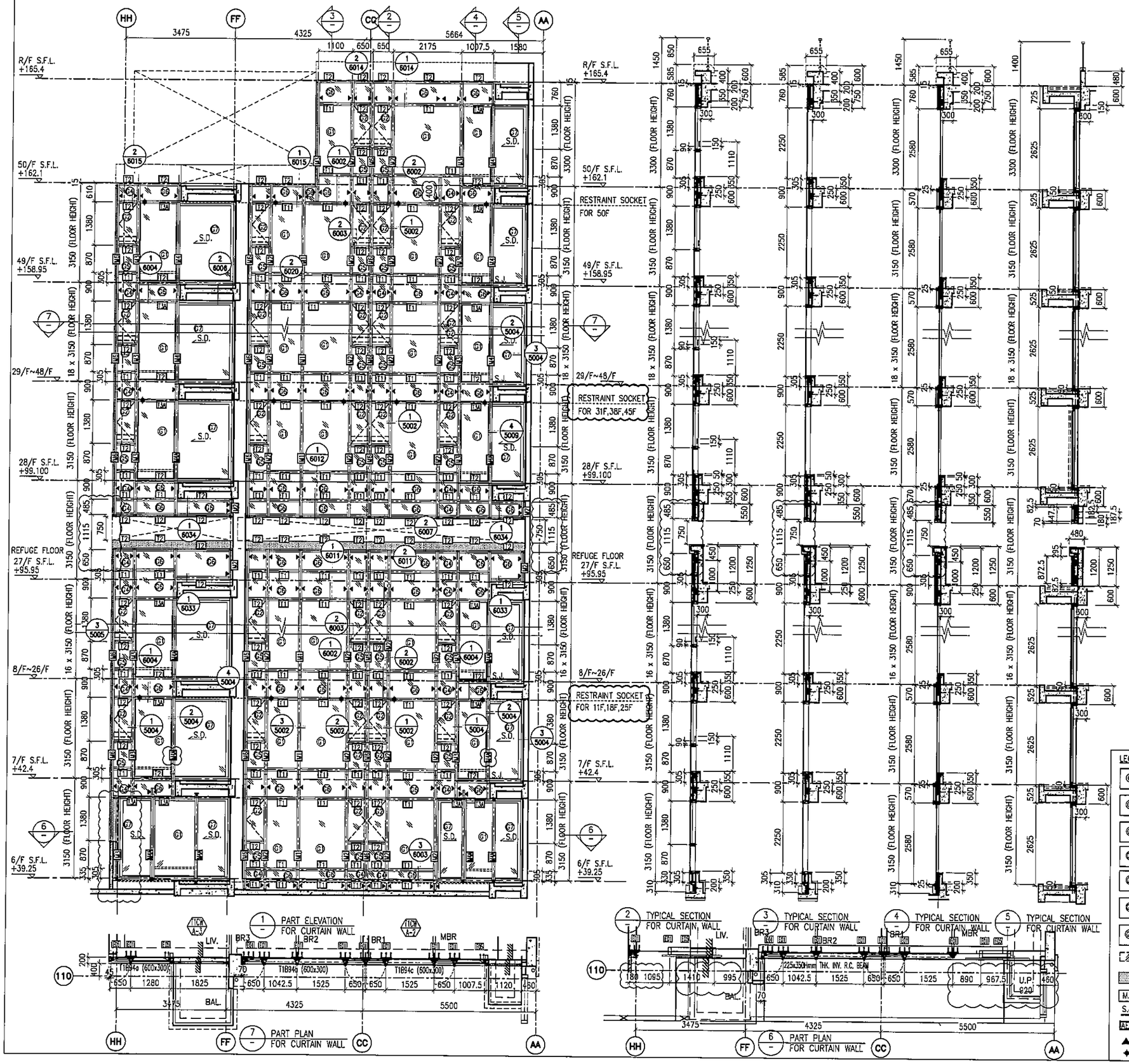

B.D. REF :

CLIENT :
信和置業有限公司
Sino Land Company Limited

ARCHITECT :
WONG TUNG & PARTNERS LIMITED
ARCHITECTS & PLANNERS

MAIN CONTRACTOR :
CR Construction Company Limited

STRUCTURAL ENGINEER :
AECOM

FACADE CONSULTANT:
AECOM

NOTE :
1. ALL DIMENSIONS ARE IN mm.
2. ALL ELEVATIONS ARE VIEWED FROM OUTSIDE.
3. ALL DIMENSIONS TO BE VERIFIED ON SITE BEFORE FABRICATION.

LEGEND :
X1 — DETAIL MARK NO.
X001 — REFER SHEET NO.
1. F.F.L. --FINISHED FLOOR LEVEL
2. S.F.L. --STRUCTURAL FLOOR LEVEL
3. (FR) --REVERSED DETAIL

NO.	DATE	REVISED	BY
E	17/01/2019	GENERAL REVISED	
D	22/12/2018	GENERAL REVISED	
C	04/12/2018	GENERAL REVISED	
B	24/11/2018	GENERAL REVISED	
A	10/9/2018	GENERAL REVISED	

LEGEND:
G1 – 10 mm THK. TEMPERED BLUE TINTED GLASS (OUTER) + 9 mm AIR SPACE + 8 mm THK. TEMPERED CLEAR GLASS (INNER)
G2 – 8 mm THK. HEAT STRENGTHENED TINTED GLASS (OUTER)+ 9 mm AIR SPACE + 8 mm THK. HEAT STRENGTHENED CLEAR GLASS (INNER)
G3 – 10 mm THK. HEAT STRENGTHENED BLUE TINTED GLASS (OUTER)+ 9 mm AIR SPACE + 8 mm THK. TEMPERED CLEAR GLASS (INNER)
G4 – 8 mm THK. HEAT STRENGTHENED BLUE TINTED GLASS (SPANDREL GLASS)
G5 – 8 mm THK. HEAT STRENGTHENED BLUE TINTED GLASS (OUTER)+ 9 mm AIR SPACE + 8 mm THK. TEMPERED CLEAR GLASS (INNER)
G6 – 8 mm THK. TEMPERED BLUE TINTED GLASS (SPANDREL GLASS)
G7 – 8 mm THK. HEAT STRENGTHENED TINTED GLASS (OUTER)+ 1.52PVB + 8 mm THK. HEAT STRENGTHENED CLEAR LAMINATED GLASS (INNER)
10 mm THK. TEMPERED GLASS (INTERNAL PROTECTIVE BARRIER)
– 3 mm THK. ALUM. CLADDING
M.W. – MAINTENANCE WINDOW
S.J. – STACK JOINT
AE01 – ALUM. EXTRUSION DIE NO.
▲ – SUPPORT POINT
◆ – RESTRAINT SOCKET

JOB NO. : J-837

PROJECT :
URA KWUN TONG TOWN CENTRE REDEVELOPMENT (AREA 2 & 3) AT NKIL 6514, KWUN TONG, KWLOON

TITLE :
PART ELEVATION OF CURTAIN WALL AT TOWER 1

DATE : 04-JUL-18 | SCALE : 1:60 (A1)

DRAWN BY : ASING | CHECKED BY : –

美特鋁質有限公司
MIDI ALUMINIUM FABRICATOR LTD.
Units 6-8, Sunray Industrial Centre, 1/F
610 Cha Kwo Ling Road, Kowloon
Tel:23489211-4 Fax:(852)27727666

DWG NO. : J837-CW-2106 | REV. : E

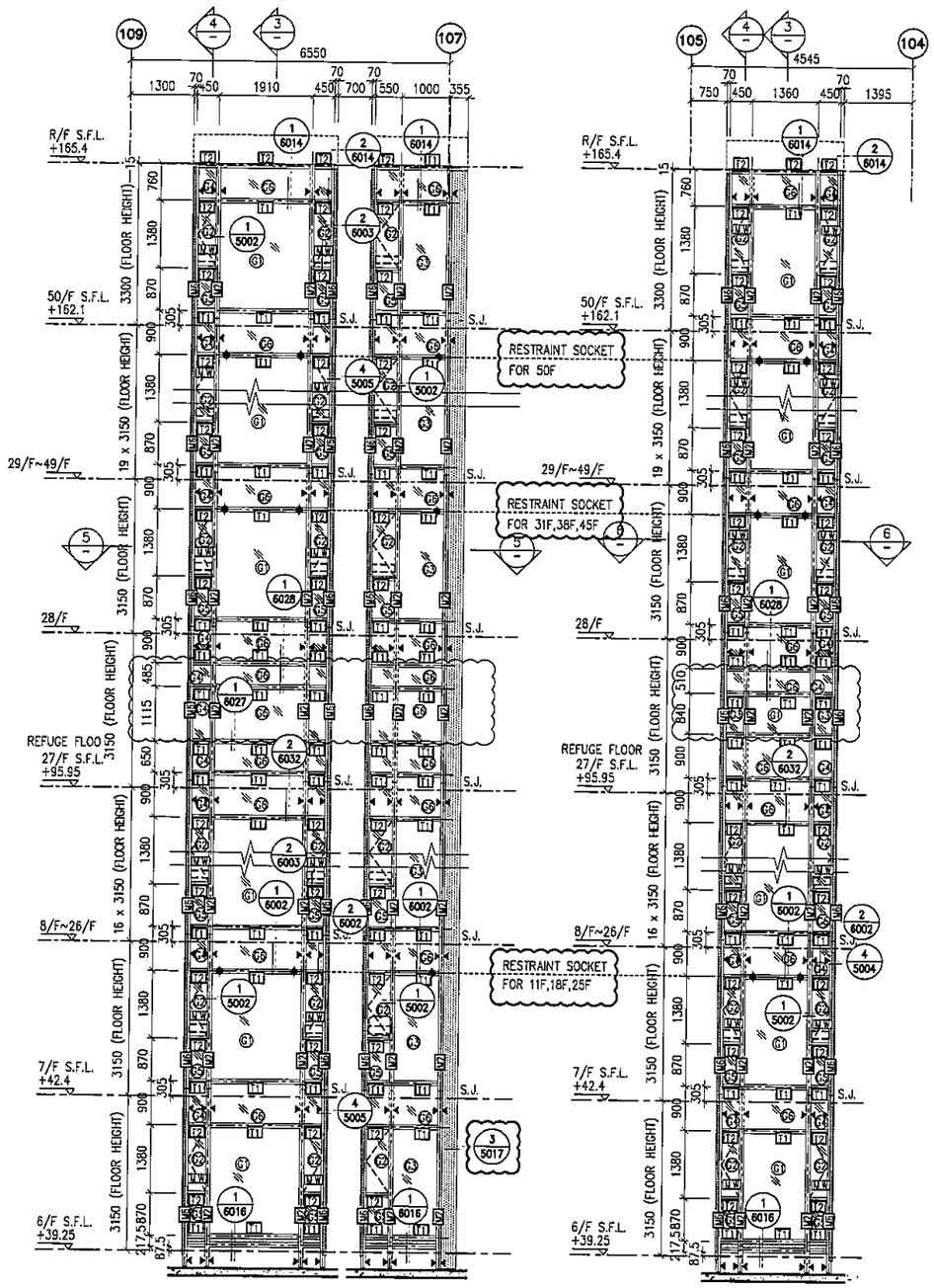

1 / – PART ELEVATION FOR CURTAIN WALL

2 / – PART ELEVATION FOR CURTAIN WALL

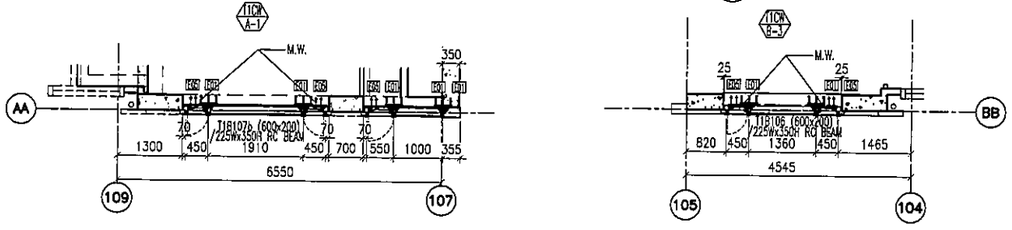

5 / – PART PLAN FOR CURTAIN WALL

6 / – PART PLAN FOR CURTAIN WALL

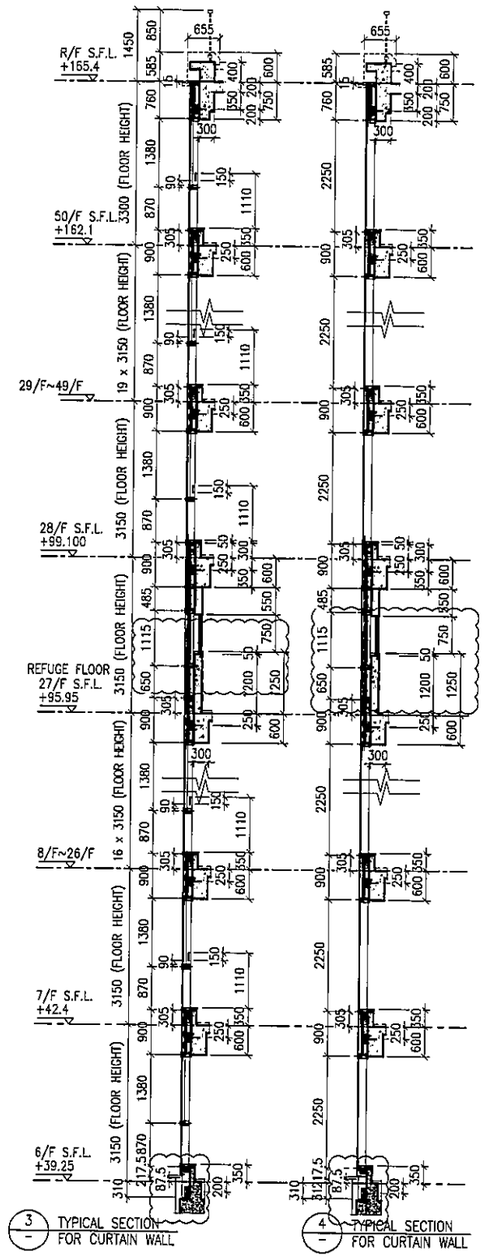

3 / – TYPICAL SECTION FOR CURTAIN WALL

4 / – TYPICAL SECTION FOR CURTAIN WALL

LEGEND:

- G1 – 10 mm THK. TEMPERED BLUE TINTED GLASS (OUTER) + 9 mm AIR SPACE + 8 mm THK. TEMPERED CLEAR GLASS (INNER)
- G2 – 8 mm THK. HEAT STRENGTHENED TINTED GLASS (OUTER)+ 9 mm AIR SPACE + 8 mm THK. HEAT STRENGTHENED CLEAR GLASS (INNER)
- G3 – 10 mm THK. HEAT STRENGTHENED BLUE TINTED GLASS (OUTER)+ 9 mm AIR SPACE + 8 mm THK. TEMPERED CLEAR GLASS (INNER)
- G4 – 8 mm THK. HEAT STRENGTHENED BLUE TINTED GLASS (SPANDREL GLASS)
- G5 – 8 mm THK. HEAT STRENGTHENED BLUE TINTED GLASS (OUTER)+ 9 mm AIR SPACE + 8 mm THK. TEMPERED CLEAR GLASS (INNER)
- G6 – 8 mm THK. TEMPERED BLUE TINTED GLASS (SPANDREL GLASS)
- G7 – 8 mm THK. HEAT STRENGTHENED TINTED GLASS (OUTER)+ 1.52PVB + 8 mm THK. HEAT STRENGTHENED CLEAR LAMINATED GLASS (INNER)
- 10 mm THK. TEMPERED GLASS (INTERNAL PROTECTIVE BARRIER)
- 3 mm THK. ALUM. CLADDING
- M.W. – MAINTENANCE WINDOW
- S.J. – STACK JOINT
- AE01 – ALUM. EXTRUSION DIE NO.
- ▲ – SUPPORT POINT
- ◆ – RESTRAINT SOCKET

B.O. REF :

CLIENT :
信和置業有限公司
Sino Land Company Limited

ARCHITECT :
WONG TUNG & PARTNERS LIMITED
ARCHITECTS & PLANNERS

MAIN CONTRACTOR :
CR Construction Company Limited

STRUCTURAL ENGINEER :
AECOM

FACADE CONSULTANT:
AECOM

NOTE :
1. ALL DIMENSIONS ARE IN mm.
2. ALL ELEVATIONS ARE VIEWED FROM OUTSIDE.
3. ALL DIMENSIONS TO BE VERIFIED ON SITE BEFORE FABRICATION.

LEGEND :
X1 / X001 — DETAIL MARK NO. / REFER SHEET NO.
1. F.F.L. --FINISHED FLOOR LEVEL
2. S.F.L. --STRUCTURAL FLOOR LEVEL
3. /R --REVERSED DETAIL

NO.	DATE	REVISED	BY
E	17/01/2019	GENERAL REVISED	
E	02/01/2019	GENERAL REVISED	
D	22/12/2018	GENERAL REVISED	
C	04/12/2018	GENERAL REVISED	
B	24/11/2018	GENERAL REVISED	
A	10/9/2018	GENERAL REVISED	

JOB NO. : J-837

PROJECT :
URA KWUN TONG TOWN CENTRE REDEVELOPMENT (AREA 2 & 3) AT NKIL 6514, KWUN TONG, KWLOON

TITLE :
PART ELEVATION OF CURTAIN WALL AT TOWER 1

DATE : 04-JUL-18 | SCALE : 1:60 (A1)

DRAWN BY : ASING | CHECKED BY : –

美特鋁質有限公司
MIDI ALUMINUM FABRICATOR LTD.
Units 6-8, Sunray Industrial Centre, 1/F
610 Cha Kwo Ling Road, Kowloon
Tel:23489211-4 Fax:(852)27727666

DWG NO. : J837-CW-2107 | REV. : E

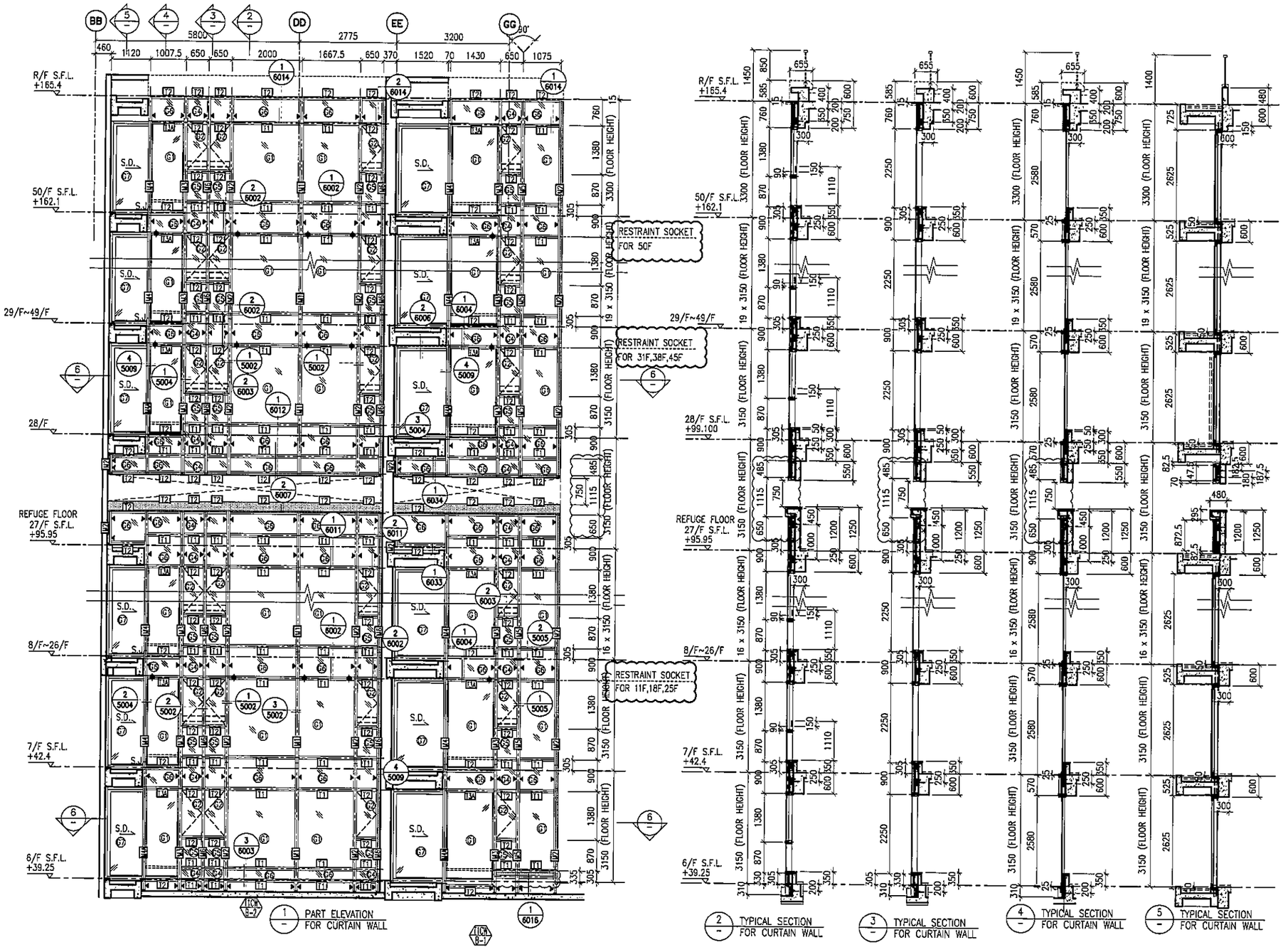

LEGEND:

- 10 mm THK. TEMPERED BLUE TINTED GLASS (OUTER) + 9 mm AIR SPACE + 8 mm THK. TEMPERED CLEAR GLASS (INNER)
- 8 mm THK. HEAT STRENGTHENED TINTED GLASS (OUTER)+ 9 mm AIR SPACE + 8 mm THK. HEAT STRENGTHENED CLEAR GLASS (INNER)
- 10 mm THK. HEAT STRENGTHENED BLUE TINTED GLASS (OUTER)+ 9 mm AIR SPACE + 8 mm THK. TEMPERED CLEAR GLASS (INNER)
- 8 mm THK. HEAT STRENGTHENED BLUE TINTED GLASS (SPANDREL GLASS)
- 8 mm THK. HEAT STRENGTHENED BLUE TINTED GLASS (OUTER)+ 9 mm AIR SPACE + 8 mm THK. TEMPERED CLEAR GLASS (INNER)
- 8 mm THK. TEMPERED BLUE TINTED GLASS (SPANDREL GLASS)
- 8 mm THK. HEAT STRENGTHENED TINTED GLASS (OUTER)+ 1.52PVB + 8 mm THK. HEAT STRENGTHENED CLEAR LAMINATED GLASS (INNER)
- 10 mm THK. TEMPERED GLASS (INTERNAL PROTECTIVE BARRIER)
- 3 mm THK. ALUM. CLADDING
- M.W. – MAINTENANCE WINDOW
- S.J. – STACK JOINT
- AEQ# – ALUM. EXTRUSION DIE NO.
- ▲ – SUPPORT POINT
- ◆ – RESTRAINT SOCKET

B.D. REF :

CLIENT :
信和置業有限公司
Sino Land Company Limited

ARCHITECT :
WONG TUNG & PARTNERS LIMITED
ARCHITECTS & PLANNERS

MAIN CONTRACTOR :
CR Construction Company Limited

STRUCTURAL ENGINEER :
AECOM

FACADE CONSULTANT:
AECOM

NOTE :
1. ALL DIMENSIONS ARE IN mm.
2. ALL ELEVATIONS ARE VIEWED FROM OUTSIDE.
3. ALL DIMENSIONS TO BE VERIFIED ON SITE BEFORE FABRICATION.

LEGEND :
- X1 — DETAIL MARK NO.
- X001 — REFER SHEET NO.

1. F.F.L. --FINISHED FLOOR LEVEL
2. S.F.L. --STRUCTURAL FLOOR LEVEL
3. (R) --REVERSED DETAIL

NO.	DATE	REVISED	BY
E	17/01/2019	GENERAL REVISED	
D	22/12/2018	GENERAL REVISED	
C	04/12/2018	GENERAL REVISED	
B	24/11/2018	GENERAL REVISED	
A	10/9/2018	GENERAL REVISED	

JOB NO. : J-837

PROJECT :
URA KWUN TONG TOWN CENTRE REDEVELOPMENT (AREA 2 & 3) AT NKIL 6514, KWUN TONG, KWLOON

TITLE :
PART ELEVATION OF CURTAIN WALL AT TOWER 1

DATE : 04-JUL-18 | SCALE : 1:60 (A1)

DRAWN BY : ASING | CHECKED BY : –

美特鋁質有限公司
MIDI ALUMINIUM FABRICATOR LTD.
Units 6-8, Sunray Industrial Centre, 1/F
610 Cha Kwo Ling Road, Kowloon
Tel:23489211-4 Fax:(852)27727666

DWG NO. : J837-CW-2108 | REV. : E

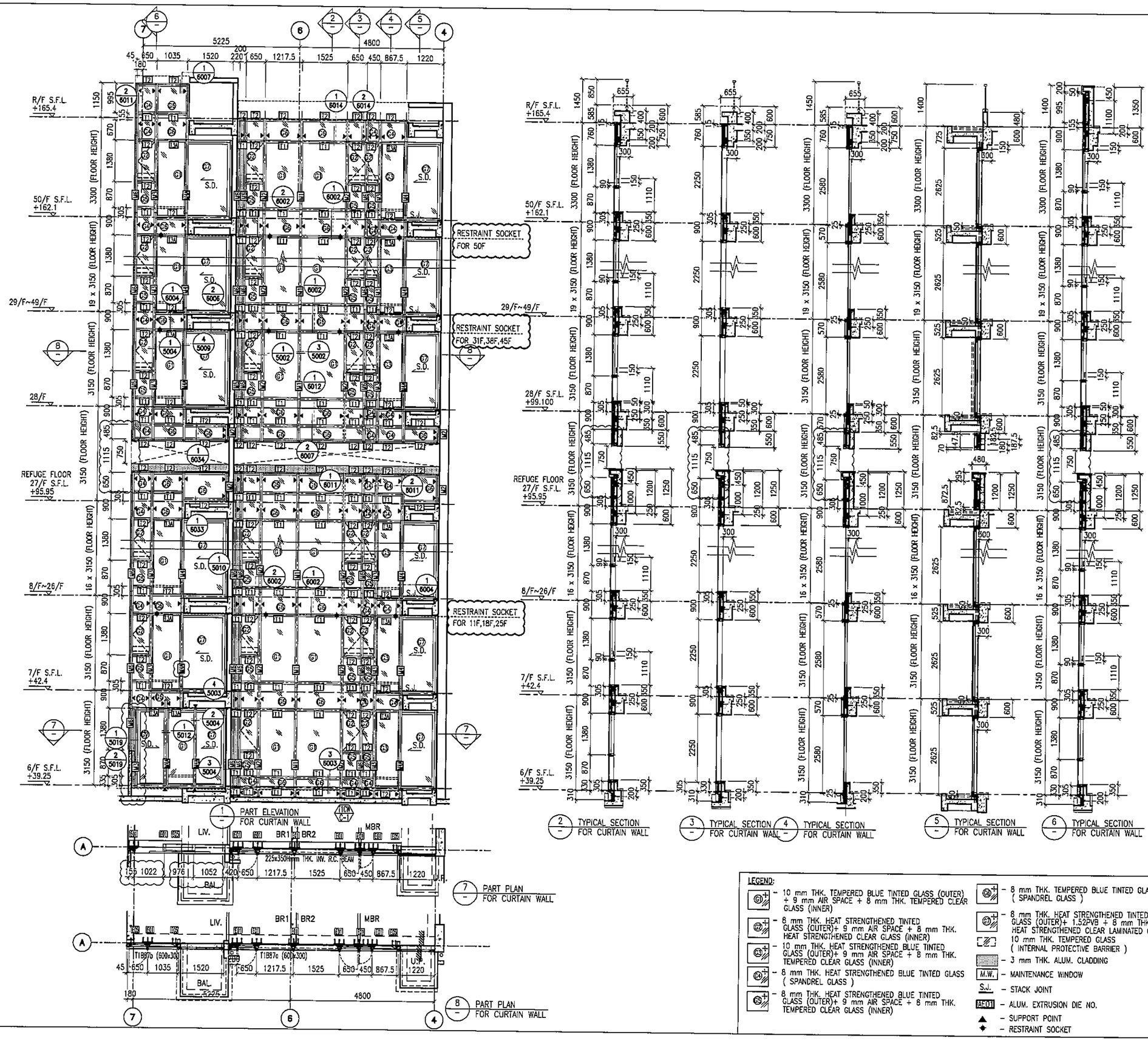

LEGEND:

- 61 – 10 mm THK. TEMPERED BLUE TINTED GLASS (OUTER) + 9 mm AIR SPACE + 8 mm THK. TEMPERED CLEAR GLASS (INNER)
- 62 – 8 mm THK. HEAT STRENGTHENED TINTED GLASS (OUTER)+ 9 mm AIR SPACE + 8 mm THK. HEAT STRENGTHENED CLEAR GLASS (INNER)
- 63 – 10 mm THK. HEAT STRENGTHENED BLUE TINTED GLASS (OUTER)+ 9 mm AIR SPACE + 8 mm THK. TEMPERED CLEAR GLASS (INNER)
- 64 – 8 mm THK. HEAT STRENGTHENED BLUE TINTED GLASS (SPANDREL GLASS)
- 65 – 8 mm THK. HEAT STRENGTHENED BLUE TINTED GLASS (OUTER)+ 9 mm AIR SPACE + 8 mm THK. TEMPERED CLEAR GLASS (INNER)
- 66 – 8 mm THK. TEMPERED BLUE TINTED GLASS (SPANDREL GLASS)
- 67 – 8 mm THK. HEAT STRENGTHENED TINTED GLASS (OUTER)+ 1.52PVB + 8 mm THK. HEAT STRENGTHENED CLEAR LAMINATED GLASS (INNER)
- 10 mm THK. TEMPERED GLASS (INTERNAL PROTECTIVE BARRIER)
- 3 mm THK. ALUM. CLADDING
- M.W. – MAINTENANCE WINDOW
- S.J. – STACK JOINT
- AE01 – ALUM. EXTRUSION DIE NO.
- ▲ – SUPPORT POINT
- ◆ – RESTRAINT SOCKET

B.D. REF :

CLIENT :
信和置業有限公司
Sino Land Company Limited

ARCHITECT :
WONG TUNG & PARTNERS LIMITED
ARCHITECTS & PLANNERS

MAIN CONTRACTOR :
CR Construction Company Limited

STRUCTURAL ENGINEER :
AECOM

FACADE CONSULTANT:
AECOM

NOTE :
1. ALL DIMENSIONS ARE IN mm.
2. ALL ELEVATIONS ARE VIEWED FROM OUTSIDE.
3. ALL DIMENSIONS TO BE VERIFIED ON SITE BEFORE FABRICATION.

LEGEND :
- X1 / X001 – DETAIL MARK NO. / REFER SHEET NO.
1. F.F.L. --FINISHED FLOOR LEVEL
2. S.F.L. --STRUCTURAL FLOOR LEVEL
3. /R --REVERSED DETAIL

NO.	DATE	REVISED	BY
E	17/01/2019	GENERAL REVISED	
D	22/12/2018	GENERAL REVISED	
C	04/12/2018	GENERAL REVISED	
B	24/11/2018	GENERAL REVISED	
A	10/9/2018	GENERAL REVISED	

JOB NO. : J-837

PROJECT :
URA KWUN TONG TOWN CENTRE REDEVELOPMENT (AREA 2 & 3) AT NKIL 6514, KWUN TONG, KWLOON

TITLE :
PART ELEVATION OF CURTAIN WALL AT TOWER 1

DATE : 04-JUL-18 | SCALE : 1:60 (A1)

DRAWN BY : ASING | CHECKED BY : –

美特鋁質有限公司
MIDI ALUMINIUM FABRICATOR LTD.
Units 6-8, Sunray Industrial Centre, 1/F
610 Cha Kwo Ling Road, Kowloon
Tel:23489211-4 Fax:(852)27727666

DWG NO. : JB37-CW-2109 | REV. : E

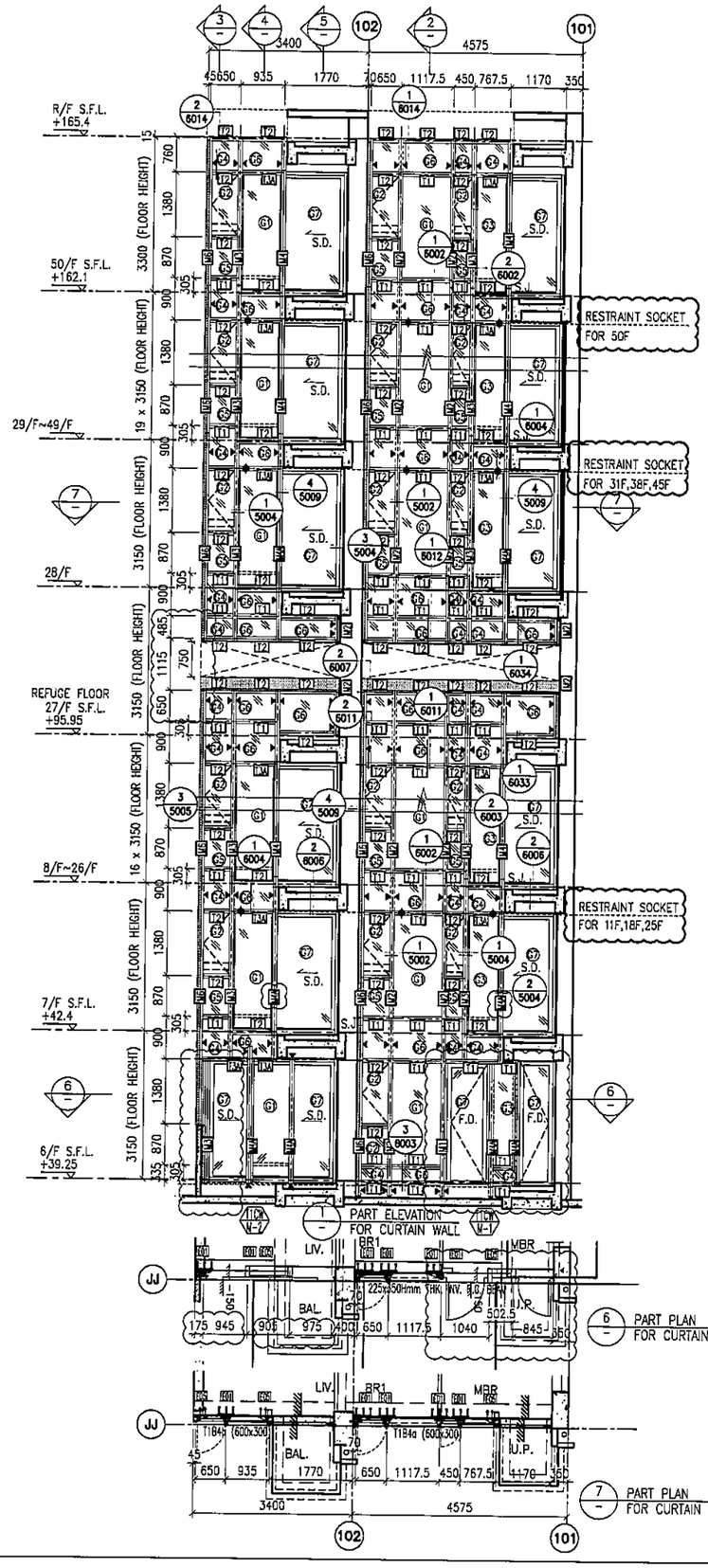

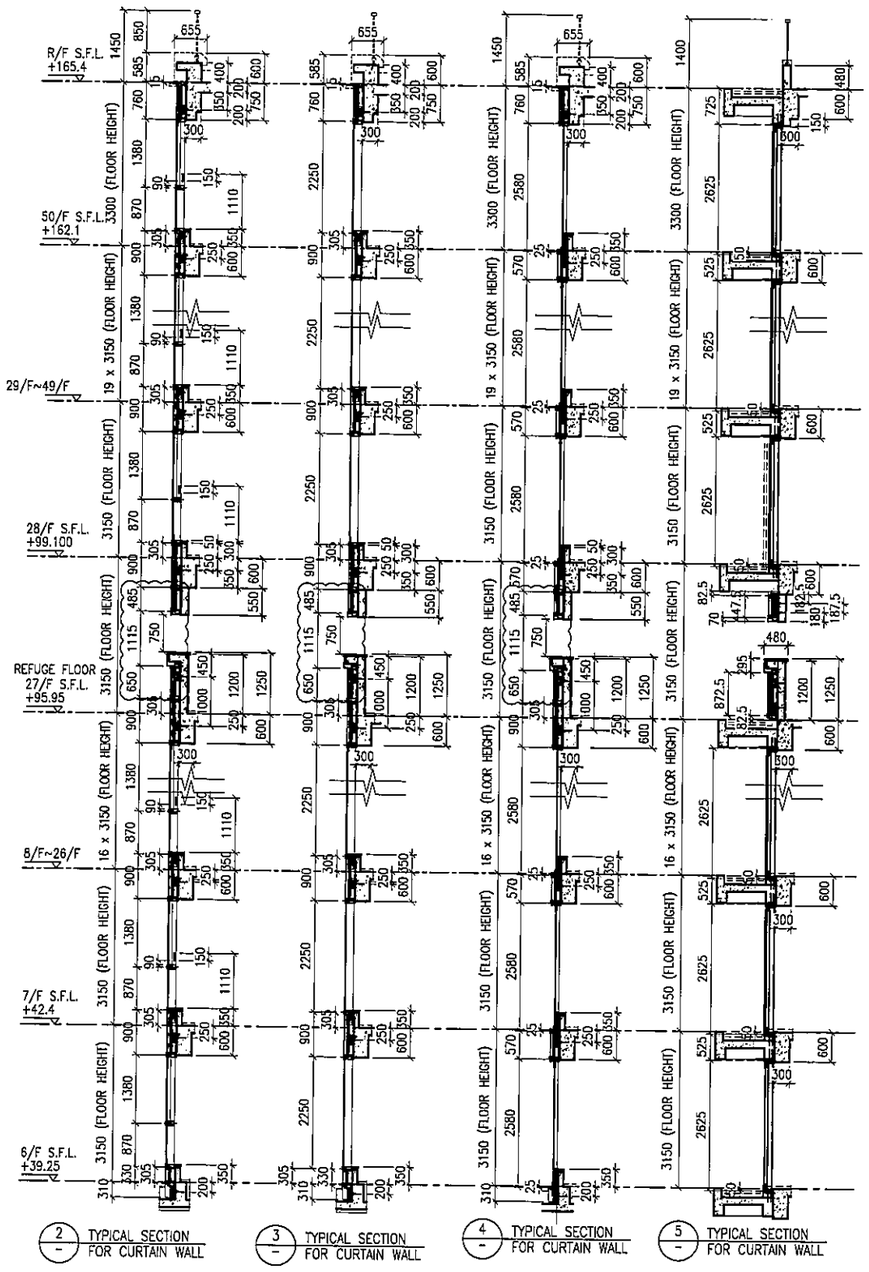

2 TYPICAL SECTION FOR CURTAIN WALL

3 TYPICAL SECTION FOR CURTAIN WALL

4 TYPICAL SECTION FOR CURTAIN WALL

5 TYPICAL SECTION FOR CURTAIN WALL

LEGEND:

- 61 – 10 mm THK. TEMPERED BLUE TINTED GLASS (OUTER) + 9 mm AIR SPACE + 8 mm THK. TEMPERED CLEAR GLASS (INNER)
- 62 – 8 mm THK. HEAT STRENGTHENED TINTED GLASS (OUTER)+ 9 mm AIR SPACE + 8 mm THK. HEAT STRENGTHENED CLEAR GLASS (INNER)
- 63 – 10 mm THK. HEAT STRENGTHENED BLUE TINTED GLASS (OUTER)+ 9 mm AIR SPACE + 8 mm THK. TEMPERED CLEAR GLASS (INNER)
- 64 – 8 mm THK. HEAT STRENGTHENED BLUE TINTED GLASS (SPANDREL GLASS)
- 65 – 8 mm THK. HEAT STRENGTHENED BLUE TINTED GLASS (OUTER)+ 9 mm AIR SPACE + 8 mm THK. TEMPERED CLEAR GLASS (INNER)
- 66 – 8 mm THK. TEMPERED BLUE TINTED GLASS (SPANDREL GLASS)
- 67 – 8 mm THK. HEAT STRENGTHENED TINTED GLASS (OUTER)+ 1.52PVB + 8 mm THK. HEAT STRENGTHENED CLEAR LAMINATED GLASS (INNER) 10 mm THK. TEMPERED GLASS (INTERNAL PROTECTIVE BARRIER)
- 3 mm THK. ALUM. CLADDING
- M.W. – MAINTENANCE WINDOW
- S.J. – STACK JOINT
- AE01 – ALUM. EXTRUSION DIE NO.
- ▲ – SUPPORT POINT
- ◆ – RESTRAINT SOCKET

B.D. REF :

CLIENT :
信和置業有限公司
Sino Land Company Limited

ARCHITECT :
WONG TUNG & PARTNERS LIMITED
ARCHITECTS & PLANNERS

MAIN CONTRACTOR :
CR Construction Company Limited

STRUCTURAL ENGINEER :
AECOM

FACADE CONSULTANT:
AECOM

NOTE :
1. ALL DIMENSIONS ARE IN mm.
2. ALL ELEVATIONS ARE VIEWED FROM OUTSIDE.
3. ALL DIMENSIONS TO BE VERIFIED ON SITE BEFORE FABRICATION.

LEGEND :
- X1 / X001 – DETAIL MARK NO. / REFER SHEET NO.
1. F.F.L. --FINISHED FLOOR LEVEL
2. S.F.L. --STRUCTURAL FLOOR LEVEL
3. (R) --REVERSED DETAIL

NO.	DATE	REVISED	BY
E	17/01/2019	GENERAL REVISED	
D	22/12/2018	GENERAL REVISED	
C	04/12/2018	GENERAL REVISED	
B	24/11/2018	GENERAL REVISED	
A	10/9/2018	GENERAL REVISED	

JOB NO. : J-837

PROJECT :
URA KWUN TONG TOWN CENTRE REDEVELOPMENT (AREA 2 & 3) AT NKIL 6514, KWUN TONG, KWLOON

TITLE :
PART ELEVATION OF CURTAIN WALL AT TOWER 1

DATE : 04-JUL-18 | SCALE : 1:60 (A1)

DRAWN BY : ASING | CHECKED BY : -

美特鋁質有限公司
MIDI ALUMINIUM FABRICATOR LTD.
Units 6-8, Sunray Industrial Centre, 1/F
610 Cha Kwo Ling Road, Kowloon
Tel:23489211-4 Fax:(852)27727666

DWG NO. : J837-CW-2110 | REV. : E

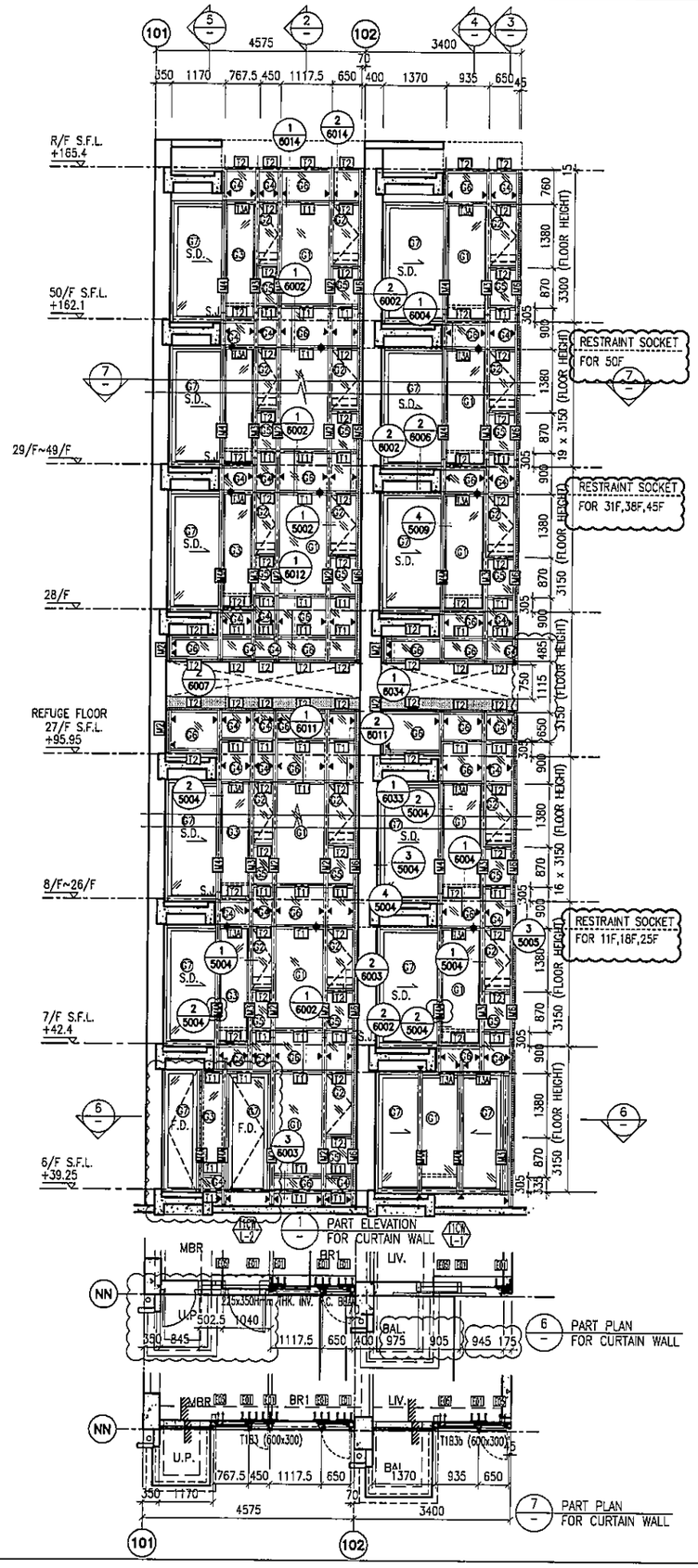

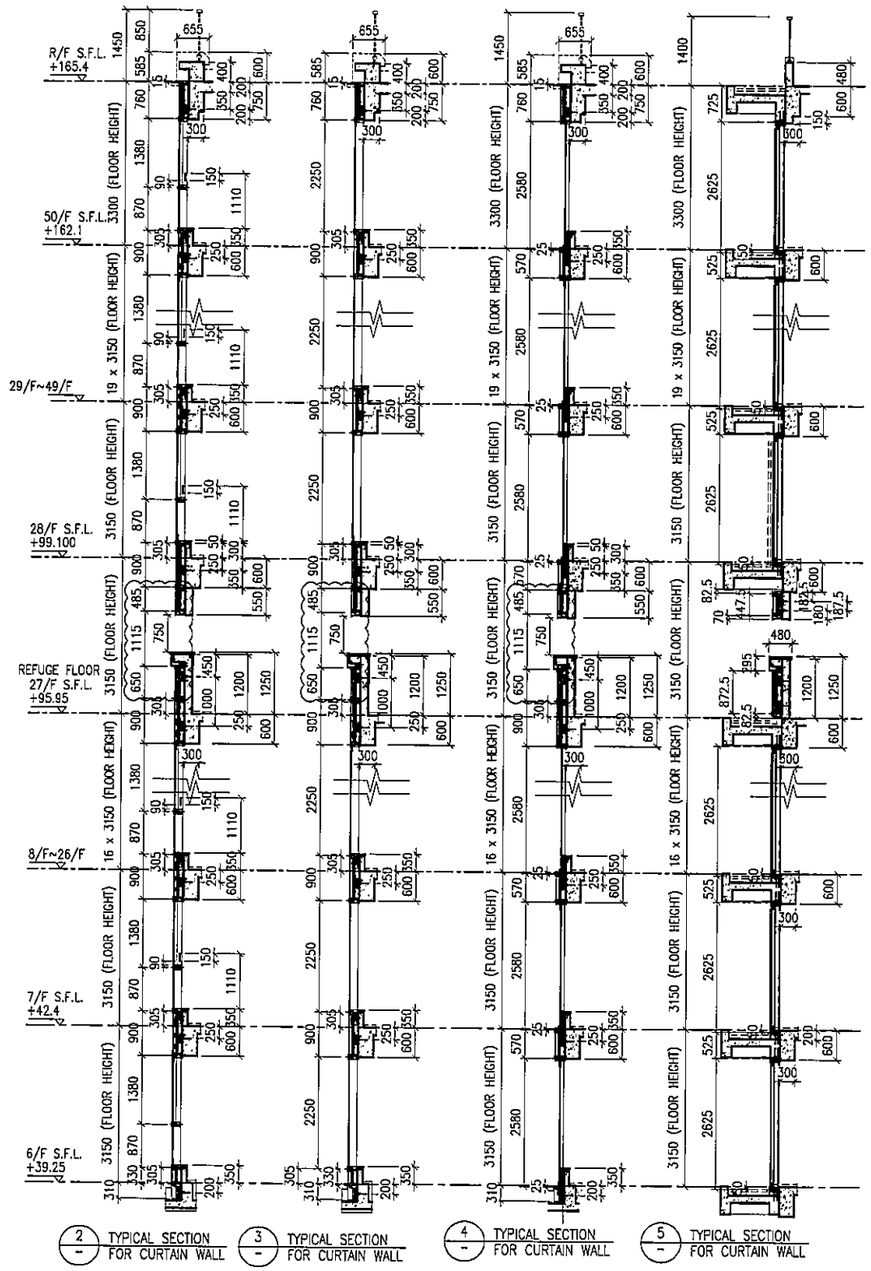

2 TYPICAL SECTION FOR CURTAIN WALL

3 TYPICAL SECTION FOR CURTAIN WALL

4 TYPICAL SECTION FOR CURTAIN WALL

5 TYPICAL SECTION FOR CURTAIN WALL

LEGEND:

- 10 mm THK. TEMPERED BLUE TINTED GLASS (OUTER) + 9 mm AIR SPACE + 8 mm THK. TEMPERED CLEAR GLASS (INNER)
- 8 mm THK. HEAT STRENGTHENED TINTED GLASS (OUTER)+ 9 mm AIR SPACE + 8 mm THK. HEAT STRENGTHENED CLEAR GLASS (INNER)
- 10 mm THK. HEAT STRENGTHENED BLUE TINTED GLASS (OUTER)+ 9 mm AIR SPACE + 8 mm THK. TEMPERED CLEAR GLASS (INNER)
- 8 mm THK. HEAT STRENGTHENED BLUE TINTED GLASS (SPANDREL GLASS)
- 8 mm THK. HEAT STRENGTHENED BLUE TINTED GLASS (OUTER)+ 9 mm AIR SPACE + 8 mm THK. TEMPERED CLEAR GLASS (INNER)
- 8 mm THK. TEMPERED BLUE TINTED GLASS (SPANDREL GLASS)
- 8 mm THK. HEAT STRENGTHENED TINTED GLASS (OUTER)+ 1.52PVB + 8 mm THK. HEAT STRENGTHENED CLEAR LAMINATED GLASS (INNER) 10 mm THK. TEMPERED GLASS (INTERNAL PROTECTIVE BARRIER)
- 3 mm THK. ALUM. CLADDING
- M.W. – MAINTENANCE WINDOW
- S.J. – STACK JOINT
- AE01 – ALUM. EXTRUSION DIE NO.
- ▲ – SUPPORT POINT
- ◆ – RESTRAINT SOCKET

B.D. REF :

CLIENT :
信和置業有限公司
Sino Land Company Limited

ARCHITECT :
WONG TUNG & PARTNERS LIMITED
ARCHITECTS & PLANNERS

MAIN CONTRACTOR :
CR Construction Company Limited

STRUCTURAL ENGINEER :
AECOM

FACADE CONSULTANT:
AECOM

NOTE :
1. ALL DIMENSIONS ARE IN mm.
2. ALL ELEVATIONS ARE VIEWED FROM OUTSIDE.
3. ALL DIMENSIONS TO BE VERIFIED ON SITE BEFORE FABRICATION.

LEGEND :
- x1 / x001 — DETAIL MARK NO. / REFER SHEET NO.
1. F.F.L. --FINISHED FLOOR LEVEL
2. S.F.L. --STRUCTURAL FLOOR LEVEL
3. /R --REVERSED DETAIL

NO.	DATE	REVISED	BY
E	17/01/2019	GENERAL REVISED	
D	22/12/2018	GENERAL REVISED	
C	04/12/2018	GENERAL REVISED	
B	24/11/2018	GENERAL REVISED	
A	10/9/2018	GENERAL REVISED	

JOB NO. : J-837

PROJECT :
URA KWUN TONG TOWN CENTRE REDEVELOPMENT (AREA 2 & 3) AT NKIL 6514, KWUN TONG, KWLOON

TITLE :
PART ELEVATION OF CURTAIN WALL AT TOWER 1

DATE : 04-JUL-18 | SCALE : 1:60 (A1)

DRAWN BY : ASING | CHECKED BY : –

美特鋁質有限公司
MIDI ALUMINIUM FABRICATOR LTD.
Units 6-8, Sunray Industrial Centre, 1/F
610 Cha Kwo Ling Road, Kowloon
Tel:23489211-4 Fax:(852)27727666

DWG NO. : J837-CW-2111 | REV. : E

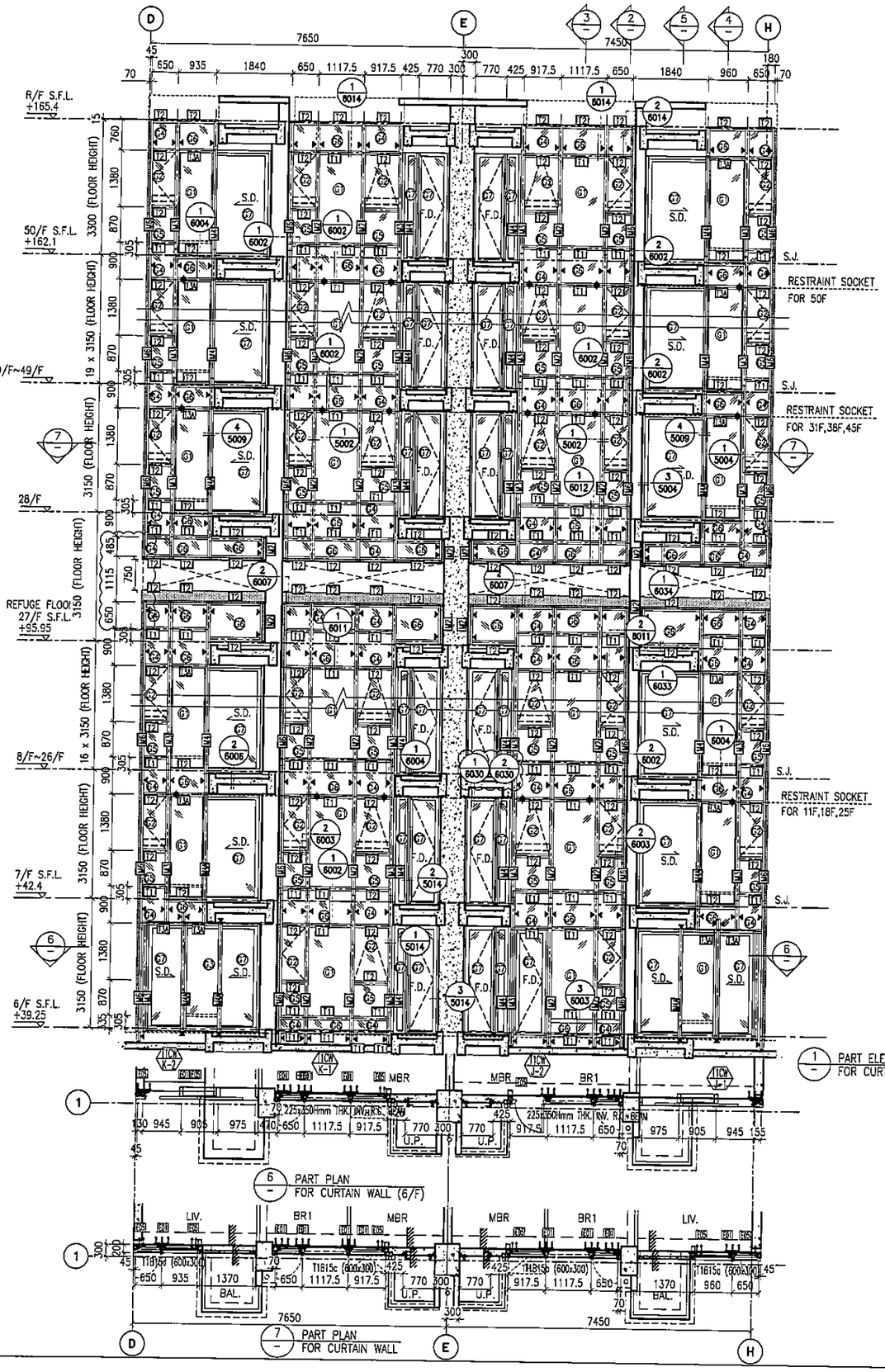

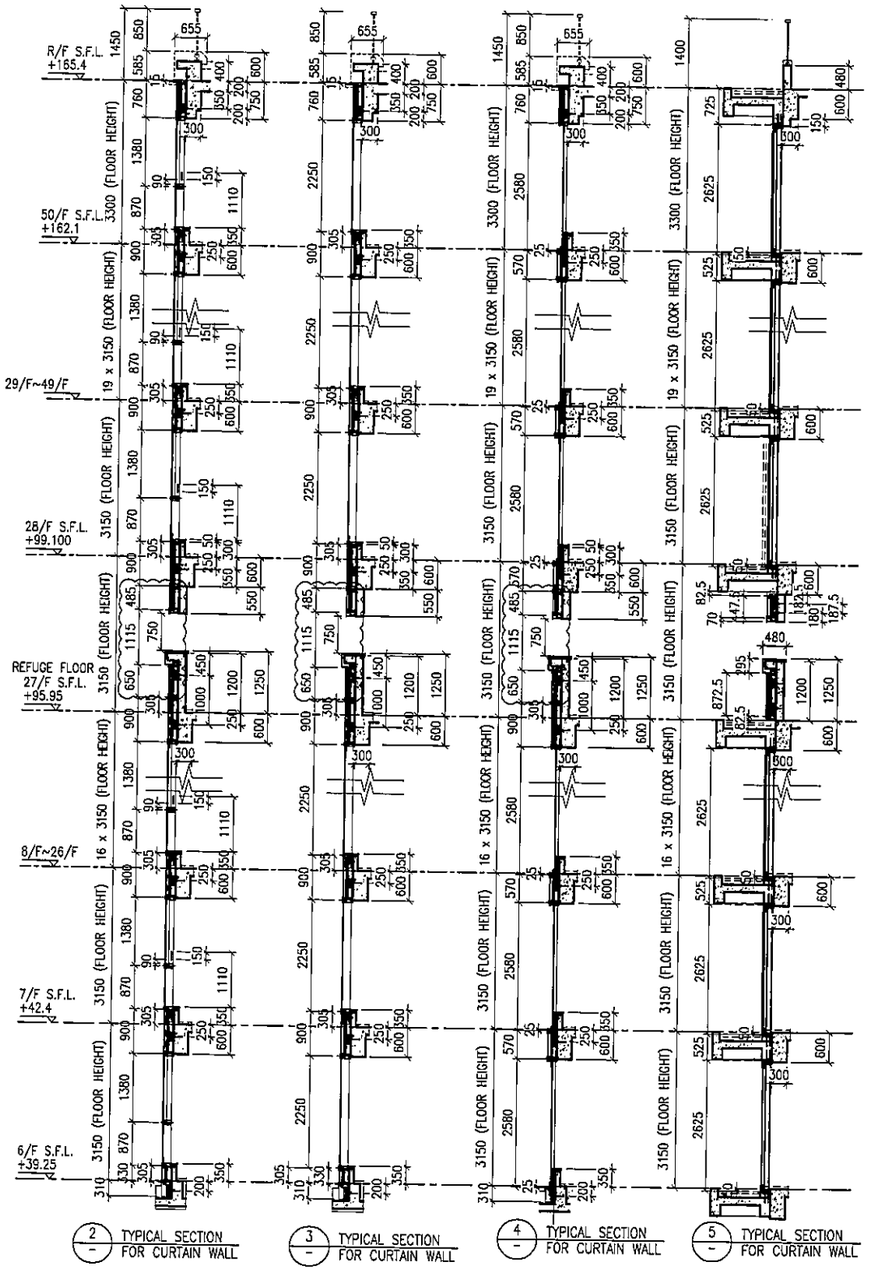

LEGEND:

- 10 mm THK. TEMPERED BLUE TINTED GLASS (OUTER) + 9 mm AIR SPACE + 8 mm THK. TEMPERED CLEAR GLASS (INNER)
- 8 mm THK. HEAT STRENGTHENED TINTED GLASS (OUTER)+ 9 mm AIR SPACE + 8 mm THK. HEAT STRENGTHENED CLEAR GLASS (INNER)
- 10 mm THK. HEAT STRENGTHENED BLUE TINTED GLASS (OUTER)+ 9 mm AIR SPACE + 8 mm THK. TEMPERED CLEAR GLASS (INNER)
- 8 mm THK. HEAT STRENGTHENED BLUE TINTED GLASS (SPANDREL GLASS)
- 8 mm THK. HEAT STRENGTHENED BLUE TINTED GLASS (OUTER)+ 9 mm AIR SPACE + 8 mm THK. TEMPERED CLEAR GLASS (INNER)
- 8 mm THK. TEMPERED BLUE TINTED GLASS (SPANDREL GLASS)
- 8 mm THK. HEAT STRENGTHENED TINTED GLASS (OUTER)+ 1.52PVB + 8 mm THK. HEAT STRENGTHENED CLEAR LAMINATED GLASS (INNER)
- 10 mm THK. TEMPERED GLASS (INTERNAL PROTECTIVE BARRIER)
- 3 mm THK. ALUM. CLADDING
- M.W. – MAINTENANCE WINDOW
- S.J. – STACK JOINT
- AE01 – ALUM. EXTRUSION DIE NO.
- ▲ – SUPPORT POINT
- ◆ – RESTRAINT SOCKET

B.D. REF :

CLIENT :
信和置業有限公司
Sino Land Company Limited

ARCHITECT :
WONG TUNG & PARTNERS LIMITED
ARCHITECTS & PLANNERS

MAIN CONTRACTOR :
CR Construction Company Limited

STRUCTURAL ENGINEER :
AECOM

FACADE CONSULTANT:
AECOM

NOTE :
1. ALL DIMENSIONS ARE IN mm.
2. ALL ELEVATIONS ARE VIEWED FROM OUTSIDE.
3. ALL DIMENSIONS TO BE VERIFIED ON SITE BEFORE FABRICATION.

LEGEND :
- X1 — DETAIL MARK NO.
- X001 — REFER SHEET NO.

1. F.F.L. --FINISHED FLOOR LEVEL
2. S.F.L. --STRUCTURAL FLOOR LEVEL
3. (R) --REVERSED DETAIL

NO.	DATE	REVISED	BY
E	17/01/2019	GENERAL REVISED	
D	22/12/2018	GENERAL REVISED	
C	04/12/2018	GENERAL REVISED	
B	24/11/2018	GENERAL REVISED	
A	10/9/2018	GENERAL REVISED	

JOB NO. : J-837

PROJECT :
URA KWUN TONG TOWN CENTRE REDEVELOPMENT (AREA 2 & 3) AT NKIL 6514, KWUN TONG, KWLOON

TITLE :
PART ELEVATION OF CURTAIN WALL AT TOWER 1

DATE : 04-JUL-18 | SCALE : 1:60 (A1)

DRAWN BY : ASING | CHECKED BY : -

美特鋁質有限公司
MIDI ALUMINIUM FABRICATOR LTD.
Units 6-8, Sunray Industrial Centre, 1/F
610 Cha Kwo Ling Road, Kowloon
Tel:23489211-4 Fax:(852)27727666

DWG NO. : J837-CW-2112 | REV. : E

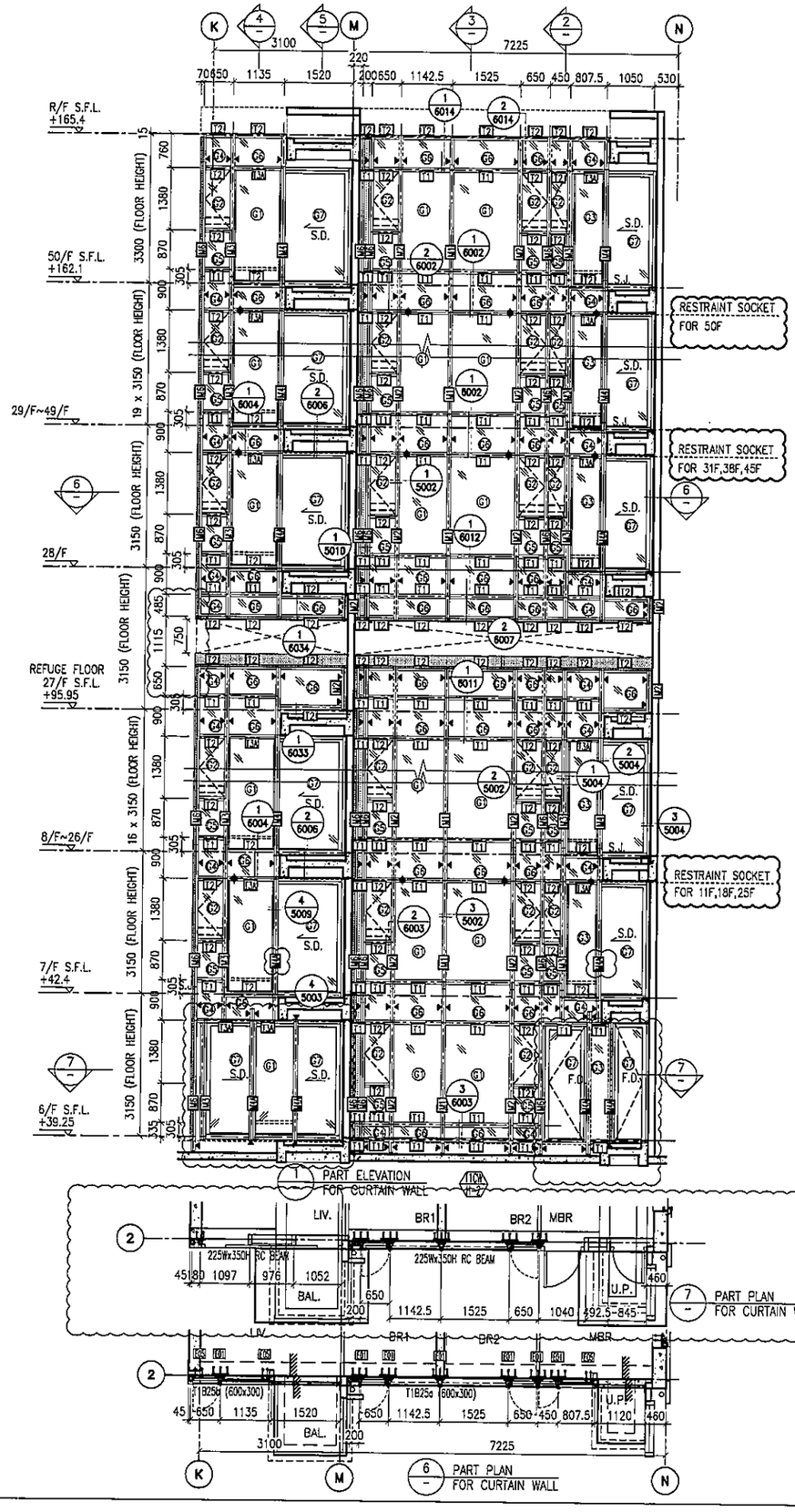

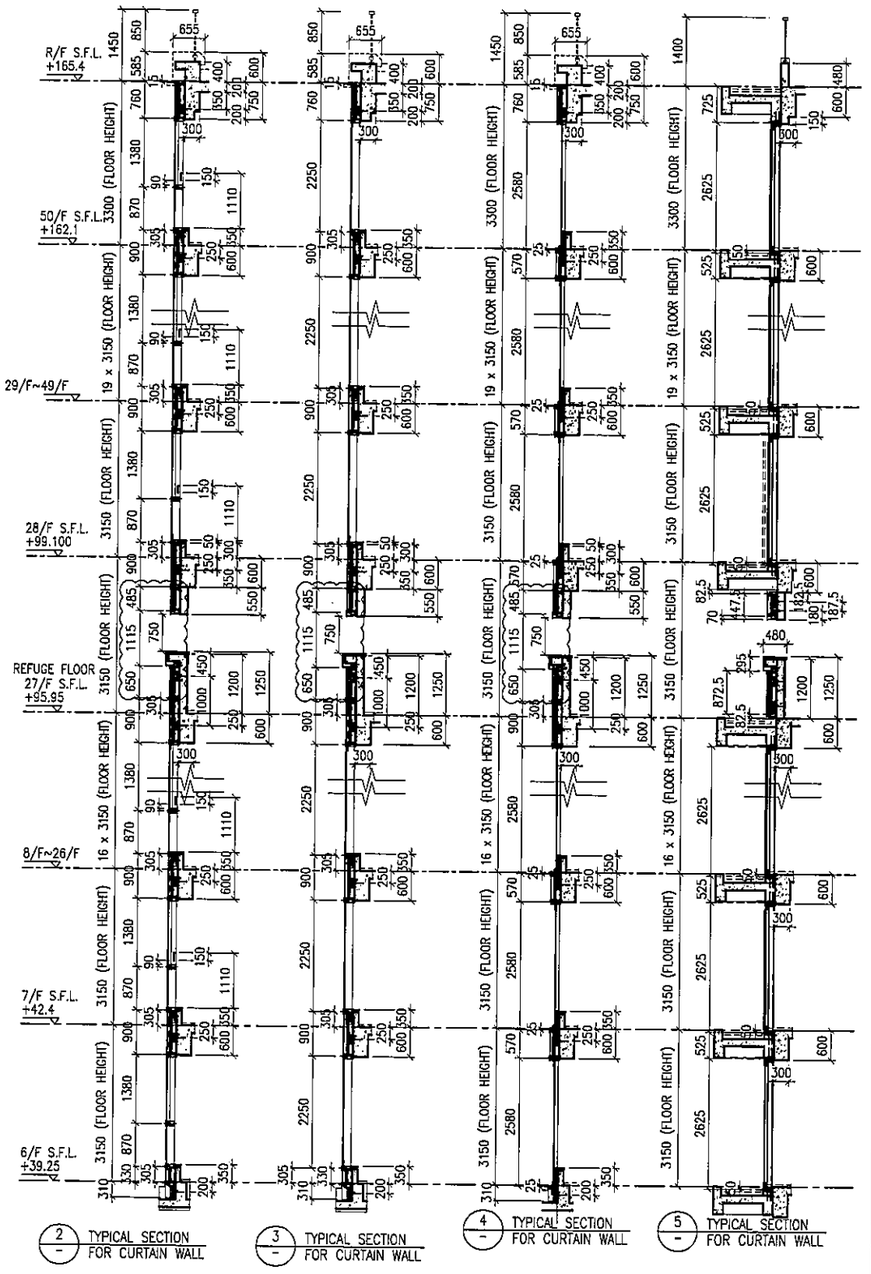

LEGEND:

- 10 mm THK. TEMPERED BLUE TINTED GLASS (OUTER) + 9 mm AIR SPACE + 8 mm THK. TEMPERED CLEAR GLASS (INNER)
- 8 mm THK. HEAT STRENGTHENED TINTED GLASS (OUTER)+ 9 mm AIR SPACE + 8 mm THK. HEAT STRENGTHENED CLEAR GLASS (INNER)
- 10 mm THK. HEAT STRENGTHENED BLUE TINTED GLASS (OUTER)+ 9 mm AIR SPACE + 8 mm THK. TEMPERED CLEAR GLASS (INNER)
- 8 mm THK. HEAT STRENGTHENED BLUE TINTED GLASS (SPANDREL GLASS)
- 8 mm THK. HEAT STRENGTHENED BLUE TINTED GLASS (OUTER)+ 9 mm AIR SPACE + 8 mm THK. TEMPERED CLEAR GLASS (INNER)
- 8 mm THK. TEMPERED BLUE TINTED GLASS (SPANDREL GLASS)
- 8 mm THK. HEAT STRENGTHENED TINTED GLASS (OUTER)+ 1.52PVB + 8 mm THK. HEAT STRENGTHENED CLEAR LAMINATED GLASS (INNER)
- 10 mm THK. TEMPERED GLASS (INTERNAL PROTECTIVE BARRIER)
- 3 mm THK. ALUM. CLADDING
- M.W. – MAINTENANCE WINDOW
- S.J. – STACK JOINT
- AE01 – ALUM. EXTRUSION DIE NO.
- ▲ – SUPPORT POINT
- ✦ – RESTRAINT SOCKET

B.D. REF :

CLIENT :
信和置業有限公司
Sino Land Company Limited

ARCHITECT : WONG TUNG & PARTNERS LIMITED ARCHITECTS & PLANNERS

MAIN CONTRACTOR :
CR Construction Company Limited

STRUCTURAL ENGINEER : AECOM

FACADE CONSULTANT: AECOM

NOTE :
1. ALL DIMENSIONS ARE IN mm.
2. ALL ELEVATIONS ARE VIEWED FROM OUTSIDE.
3. ALL DIMENSIONS TO BE VERIFIED ON SITE BEFORE FABRICATION.

LEGEND :
- X1 / X001 — DETAIL MARK NO. / REFER SHEET NO.
1. F.F.L. ---FINISHED FLOOR LEVEL
2. S.F.L. ---STRUCTURAL FLOOR LEVEL
3. (/R) ---REVERSED DETAIL

NO.	DATE	REVISED	BY
E	17/01/2019	GENERAL REVISED	
D	22/12/2018	GENERAL REVISED	
C	04/12/2018	GENERAL REVISED	
B	24/11/2018	GENERAL REVISED	
A	10/9/2018	GENERAL REVISED	

JOB NO. : J-837

PROJECT :
URA KWUN TONG TOWN CENTRE REDEVELOPMENT (AREA 2 & 3) AT NKIL 6514, KWUN TONG, KWLOON

TITLE :
PART ELEVATION OF CURTAIN WALL AT TOWER 1

DATE : 04-JUL-18 | SCALE : 1:60 (A1)

DRAWN BY : ASING | CHECKED BY : –

美特鋁質有限公司
MIDI ALUMINIUM FABRICATOR LTD.
Units 6-8, Sunray Industrial Centre, 1/F
610 Cha Kwo Ling Road, Kowloon
Tel:23489211-4 Fax:(852)27727666

DWG NO. : J837-CW-2113 | REV. : E

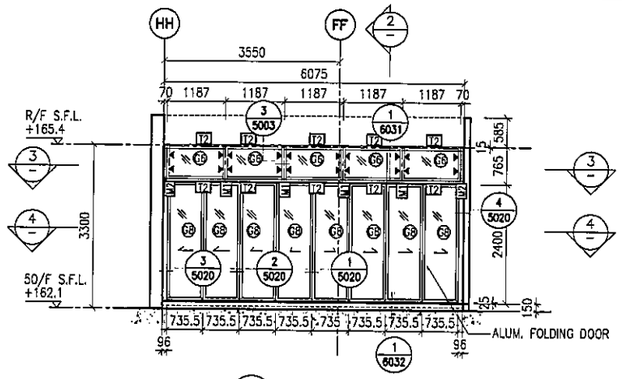

1 / – PART ELEVATION FOR CURTAIN WALL

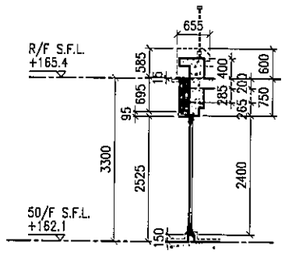

2 / – TYPICAL SECTION FOR CURTAIN WALL

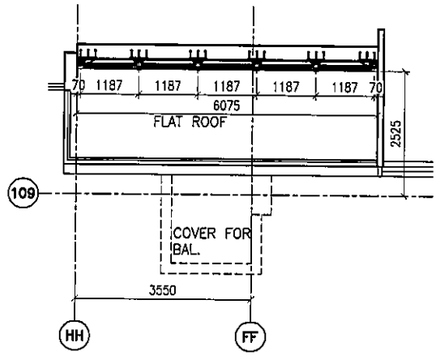

3 / – PART PLAN FOR CURTAIN WALL

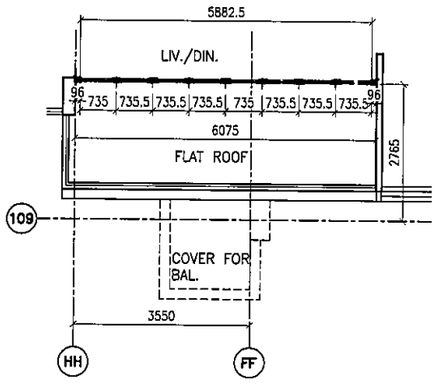

4 / – PART PLAN FOR CURTAIN WALL

LEGEND:

- G1 – 10 mm THK. TEMPERED BLUE TINTED GLASS (OUTER) + 9 mm AIR SPACE + 8 mm THK. TEMPERED CLEAR GLASS (INNER)
- G2 – 8 mm THK. HEAT STRENGTHENED TINTED GLASS (OUTER)+ 9 mm AIR SPACE + 8 mm THK. HEAT STRENGTHENED CLEAR GLASS (INNER)
- G3 – 10 mm THK. HEAT STRENGTHENED BLUE TINTED GLASS (OUTER)+ 9 mm AIR SPACE + 8 mm THK. TEMPERED CLEAR GLASS (INNER)
- G4 – 8 mm THK. HEAT STRENGTHENED BLUE TINTED GLASS (SPANDREL GLASS)
- G5 – 8 mm THK. HEAT STRENGTHENED BLUE TINTED GLASS (OUTER)+ 9 mm AIR SPACE + 8 mm THK. TEMPERED CLEAR GLASS (INNER)
- G6 – 8 mm THK. TEMPERED BLUE TINTED GLASS (SPANDREL GLASS)
- G7 – 10 mm THK. TEMPERED BLUE TINTED GLASS (OUTER)+ 12 mm AIR SPACE + 8 mm THK. TEMPERED CLEAR GLASS (INNER)
- 10 mm THK. TEMPERED GLASS (INTERNAL PROTECTIVE BARRIER)
- 3 mm THK. ALUM. CLADDING
- M.W. – MAINTENANCE WINDOW
- S.J. – STACK JOINT
- AE01 – ALUM. EXTRUSION DIE NO.
- ▲ ✦ – SUPPORT POINT

B.D. REF :

CLIENT :
信和置業有限公司
Sino Land Company Limited

ARCHITECT :
WONG TUNG & PARTNERS LIMITED
ARCHITECTS & PLANNERS

MAIN CONTRACTOR :
CR Construction Company Limited

STRUCTURAL ENGINEER :
AECOM

FACADE CONSULTANT:
AECOM

NOTE :
1. ALL DIMENSIONS ARE IN mm.
2. ALL ELEVATIONS ARE VIEWED FROM OUTSIDE.
3. ALL DIMENSIONS TO BE VERIFIED ON SITE BEFORE FABRICATION.

LEGEND :
X1 / X001 — DETAIL MARK NO. / REFER SHEET NO.
1. F.F.L. --FINISHED FLOOR LEVEL
2. S.F.L. --STRUCTURAL FLOOR LEVEL
3. (/R) --REVERSED DETAIL

NO.	DATE	REVISED	BY

JOB NO. : J-837

PROJECT :
URA KWUN TONG TOWN CENTRE REDEVELOPMENT (AREA 2 & 3) AT NKIL 6514, KWUN TONG, KWLOON

TITLE :
PART ELEVATION OF CURTAIN WALL AT TOWER 2

DATE : 18-FEB-19	SCALE : 1:60 (A1)
DRAWN BY : ASING	CHECKED BY : -

美特鋁製有限公司
MIDI ALUMINIUM FABRICATOR LTD.
Units 6-8, Sunray Industrial Centre, 1/F
610 Cha Kwo Ling Road, Kowloon
Tel:23489211-4 Fax:(852)27727666

DWG NO. : J837-CW-2114 | REV. : -

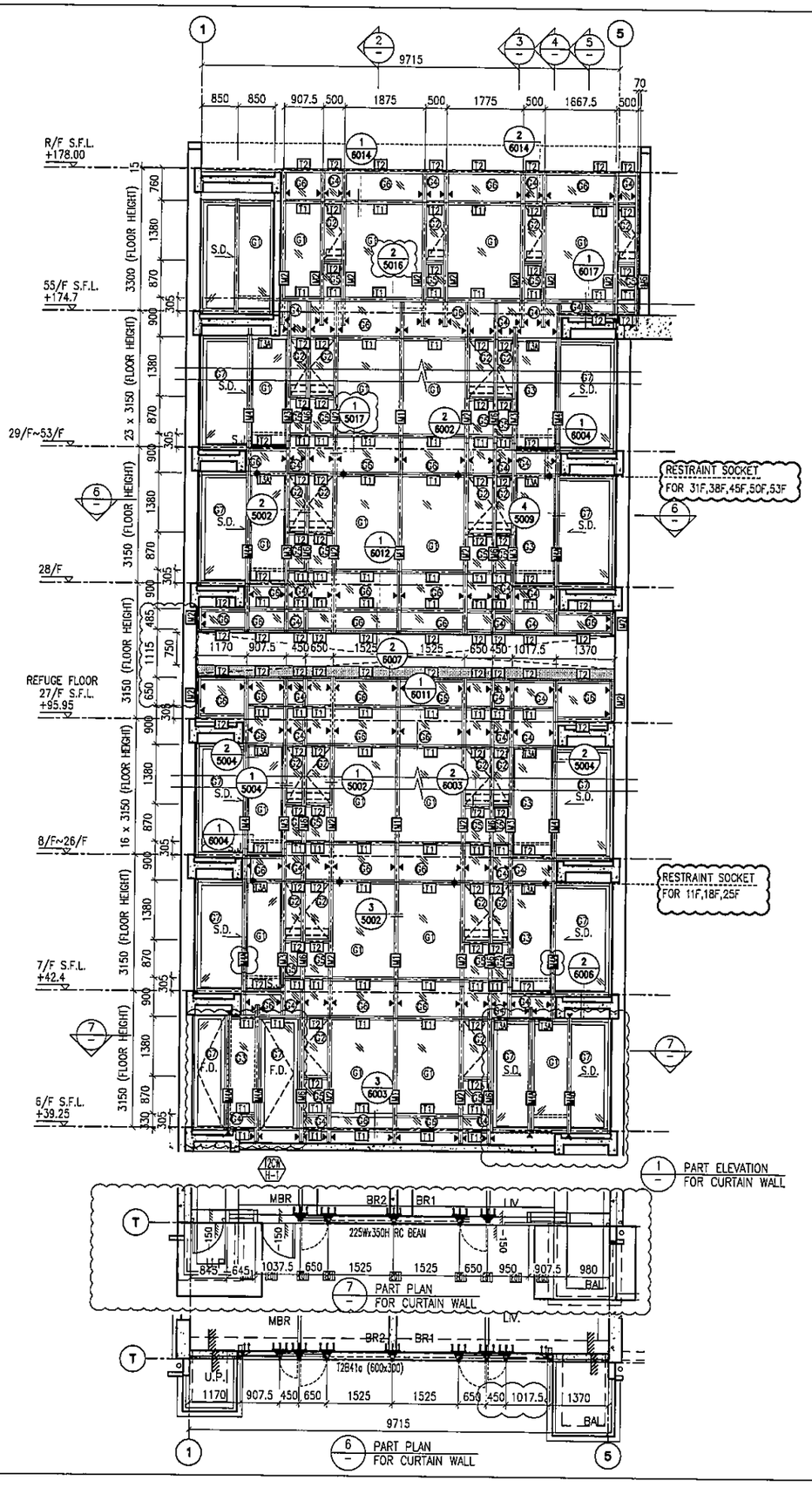

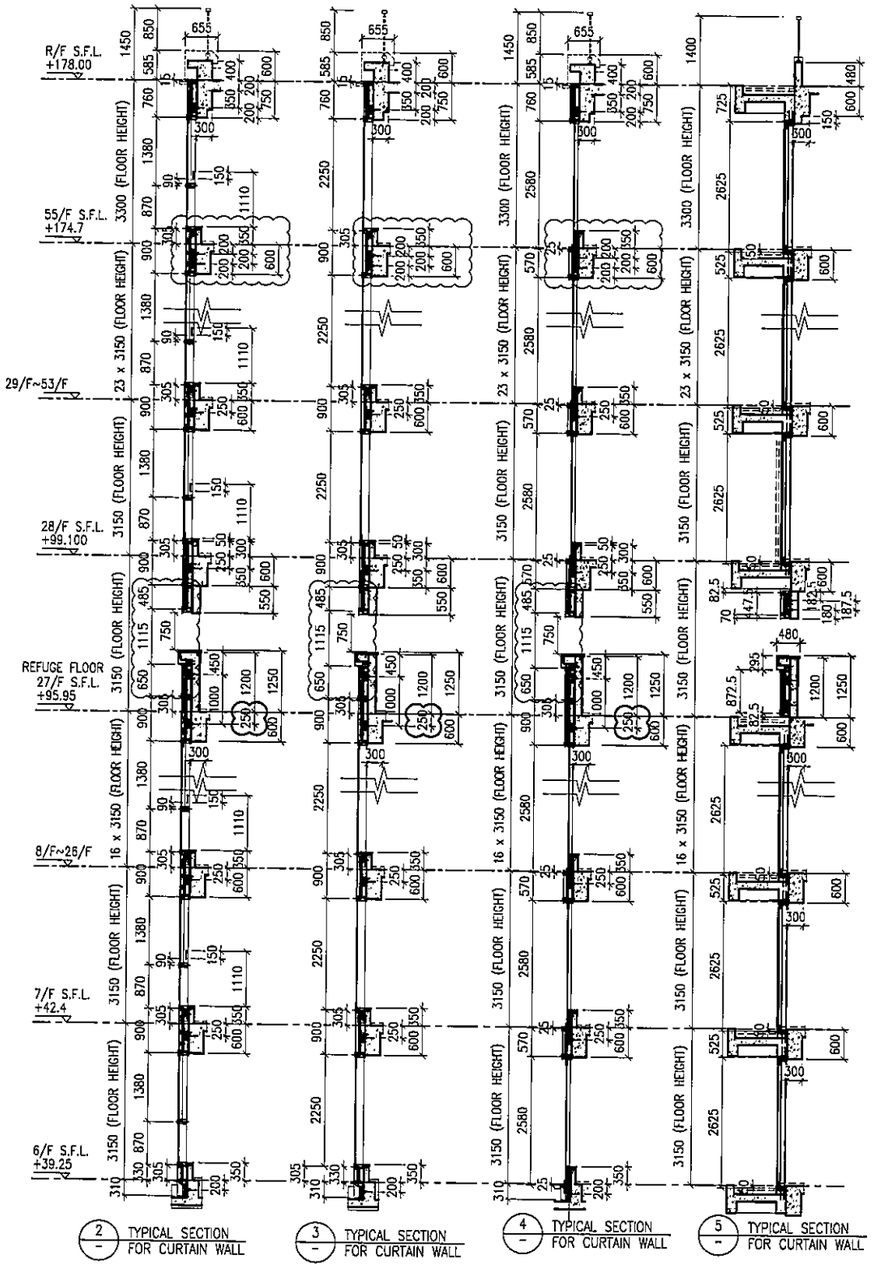

LEGEND:

- 61 – 10 mm THK. TEMPERED BLUE TINTED GLASS (OUTER) + 9 mm AIR SPACE + 8 mm THK. TEMPERED CLEAR GLASS (INNER)
- 62 – 8 mm THK. HEAT STRENGTHENED TINTED GLASS (OUTER)+ 9 mm AIR SPACE + 8 mm THK. HEAT STRENGTHENED CLEAR GLASS (INNER)
- 63 – 10 mm THK. HEAT STRENGTHENED BLUE TINTED GLASS (OUTER)+ 9 mm AIR SPACE + 8 mm THK. TEMPERED CLEAR GLASS (INNER)
- 64 – 8 mm THK. HEAT STRENGTHENED BLUE TINTED GLASS (SPANDREL GLASS)
- 65 – 8 mm THK. HEAT STRENGTHENED BLUE TINTED GLASS (OUTER)+ 9 mm AIR SPACE + 8 mm THK. TEMPERED CLEAR GLASS (INNER)
- 66 – 8 mm THK. TEMPERED BLUE TINTED GLASS (SPANDREL GLASS)
- 67 – 8 mm THK. HEAT STRENGTHENED TINTED GLASS (OUTER)+ 1.52PVB + 8 mm THK. HEAT STRENGTHENED CLEAR LAMINATED GLASS (INNER)
- 10 mm THK. TEMPERED GLASS (INTERNAL PROTECTIVE BARRIER)
- 3 mm THK. ALUM. CLADDING
- M.W. – MAINTENANCE WINDOW
- S.J. – STACK JOINT
- AE-01 – ALUM. EXTRUSION DIE NO.
- ▲ – SUPPORT POINT
- ✦ – RESTRAINT SOCKET

B.D. REF :

CLIENT :
信和置業有限公司
Sino Land Company Limited

ARCHITECT : WONG TUNG & PARTNERS LIMITED ARCHITECTS & PLANNERS

MAIN CONTRACTOR :
CR Construction Company Limited

STRUCTURAL ENGINEER : AECOM

FACADE CONSULTANT: AECOM

NOTE :
1. ALL DIMENSIONS ARE IN mm.
2. ALL ELEVATIONS ARE VIEWED FROM OUTSIDE.
3. ALL DIMENSIONS TO BE VERIFIED ON SITE BEFORE FABRICATION.

LEGEND :
- X1 / X001 – DETAIL MARK NO. / REFER SHEET NO.
1. F.F.L. --FINISHED FLOOR LEVEL
2. S.F.L. --STRUCTURAL FLOOR LEVEL
3. (R) --REVERSED DETAIL

NO.	DATE	REVISED	BY
E	17/01/2019	GENERAL REVISED	
D	22/12/2018	GENERAL REVISED	
C	04/12/2018	GENERAL REVISED	
B	24/11/2018	GENERAL REVISED	
A	10/9/2018	GENERAL REVISED	

JOB NO. : J-837

PROJECT :
URA KWUN TONG TOWN CENTRE REDEVELOPMENT (AREA 2 & 3) AT NKIL 6514, KWUN TONG, KWLOON

TITLE :
PART ELEVATION OF CURTAIN WALL AT TOWER 2

DATE : 04-JUL-18 | SCALE : 1:60 (A1)

DRAWN BY : ASING | CHECKED BY : –

美特鋁質有限公司
MIDI ALUMINIUM FABRICATOR LTD.
Units 6-8, Sunray Industrial Centre, 1/F
610 Cha Kwo Ling Road, Kowloon
Tel:23489211-4 Fax:(852)27727686

DWG NO. : J837-CW-2201 | REV. : E

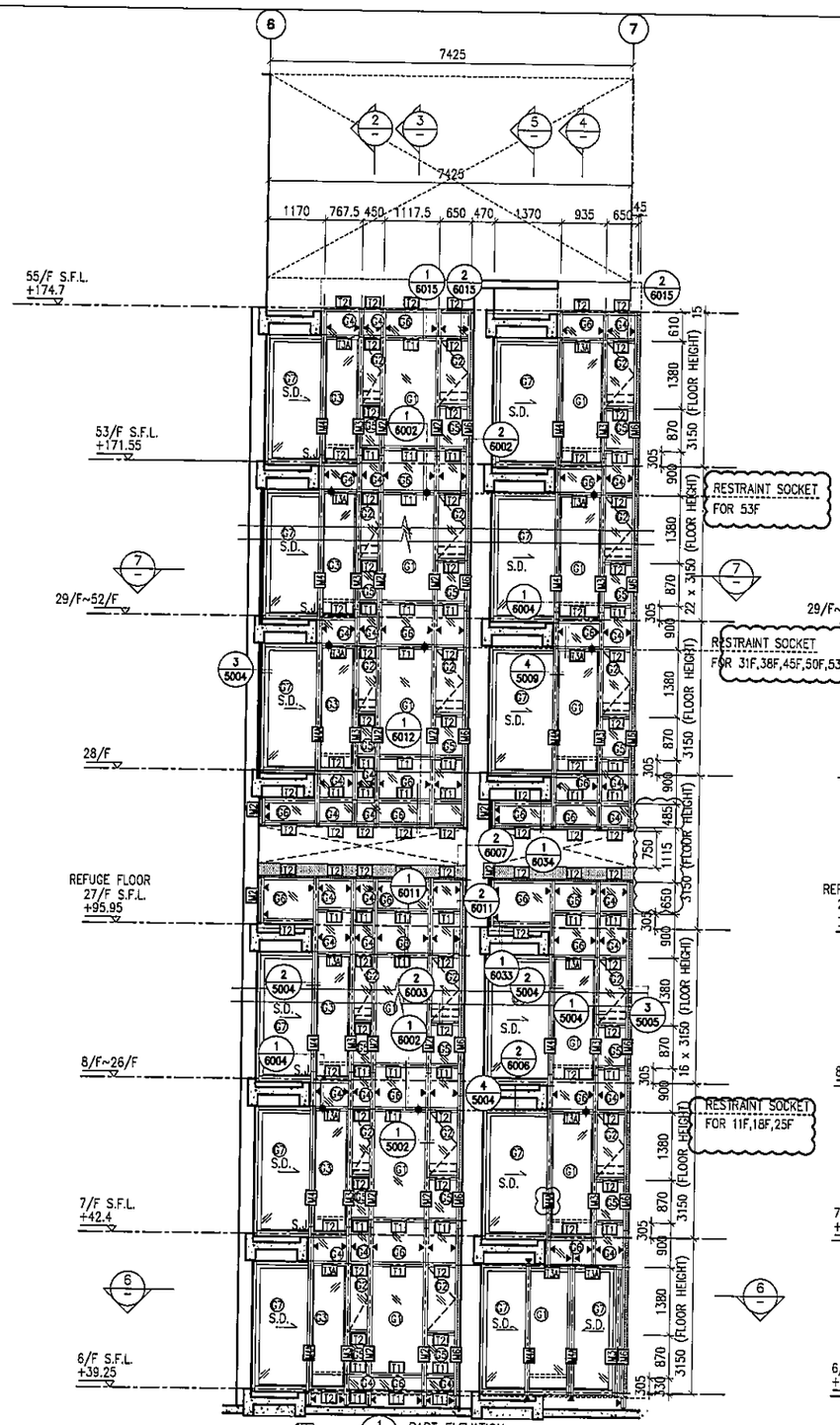

1 PART ELEVATION FOR CURTAIN WALL

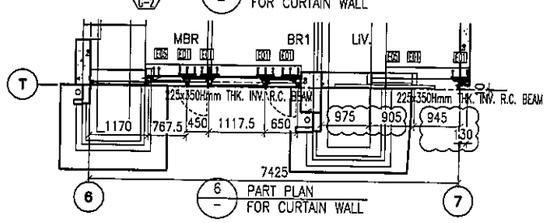

6 PART PLAN FOR CURTAIN WALL

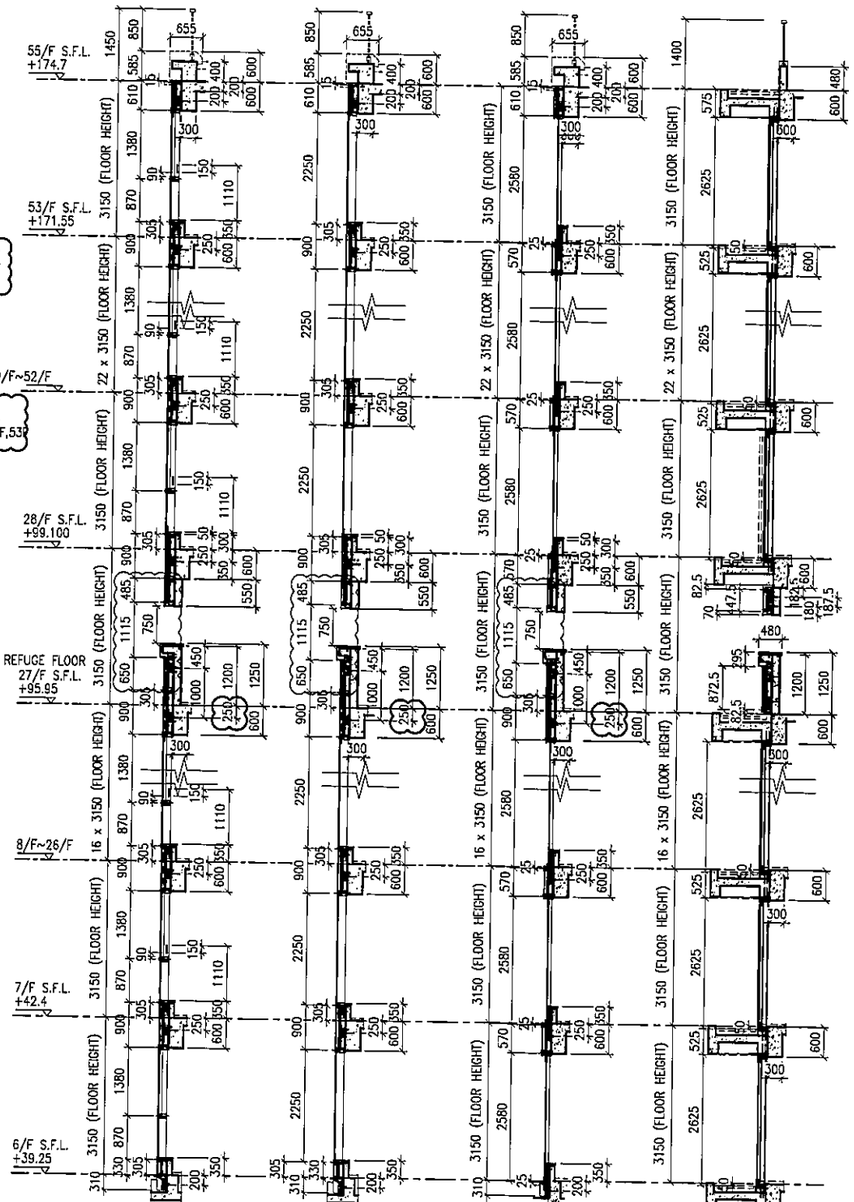

2 TYPICAL SECTION FOR CURTAIN WALL

3 TYPICAL SECTION FOR CURTAIN WALL

4 TYPICAL SECTION FOR CURTAIN WALL

5 TYPICAL SECTION FOR CURTAIN WALL

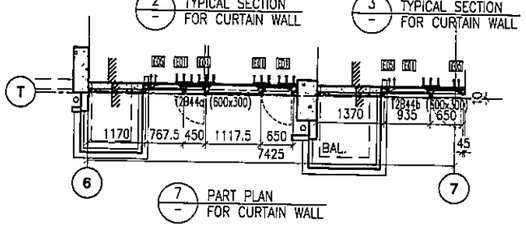

7 PART PLAN FOR CURTAIN WALL

LEGEND:

- 01 – 10 mm THK. TEMPERED BLUE TINTED GLASS (OUTER) + 9 mm AIR SPACE + 8 mm THK. TEMPERED CLEAR GLASS (INNER)
- 02 – 8 mm THK. HEAT STRENGTHENED TINTED GLASS (OUTER)+ 9 mm AIR SPACE + 8 mm THK. HEAT STRENGTHENED CLEAR GLASS (INNER)
- 03 – 10 mm THK. HEAT STRENGTHENED BLUE TINTED GLASS (OUTER)+ 9 mm AIR SPACE + 8 mm THK. TEMPERED CLEAR GLASS (INNER)
- 04 – 8 mm THK. HEAT STRENGTHENED BLUE TINTED GLASS (SPANDREL GLASS)
- 05 – 8 mm THK. HEAT STRENGTHENED BLUE TINTED GLASS (OUTER)+ 9 mm AIR SPACE + 8 mm THK. TEMPERED CLEAR GLASS (INNER)
- 06 – 8 mm THK. TEMPERED BLUE TINTED GLASS (SPANDREL GLASS)
- 07 – 8 mm THK. HEAT STRENGTHENED TINTED GLASS (OUTER)+ 1.52PVB + 8 mm THK. HEAT STRENGTHENED CLEAR LAMINATED GLASS (INNER)
- 10 mm THK. TEMPERED GLASS (INTERNAL PROTECTIVE BARRIER)
- 3 mm THK. ALUM. CLADDING
- M.W. – MAINTENANCE WINDOW
- S.J. – STACK JOINT
- AE01 – ALUM. EXTRUSION DIE NO.
- ▲ – SUPPORT POINT
- ◆ – RESTRAINT SOCKET

B.D. REF :

CLIENT :
信和置業有限公司
Sino Land Company Limited

ARCHITECT :
WONG TUNG & PARTNERS LIMITED
ARCHITECTS & PLANNERS

MAIN CONTRACTOR :
CR Construction Company Limited

STRUCTURAL ENGINEER :
AECOM

FACADE CONSULTANT:
AECOM

NOTE :
1. ALL DIMENSIONS ARE IN mm.
2. ALL ELEVATIONS ARE VIEWED FROM OUTSIDE.
3. ALL DIMENSIONS TO BE VERIFIED ON SITE BEFORE FABRICATION.

LEGEND :
- X1 / X001 – DETAIL MARK NO. / REFER SHEET NO.
1. F.F.L. --FINISHED FLOOR LEVEL
2. S.F.L. --STRUCTURAL FLOOR LEVEL
3. (/R) --REVERSED DETAIL

NO.	DATE	REVISED	BY
E	17/01/2019	GENERAL REVISED	
D	22/12/2018	GENERAL REVISED	
C	04/12/2018	GENERAL REVISED	
B	24/11/2018	GENERAL REVISED	
A	10/9/2018	GENERAL REVISED	

JOB NO. : J-837

PROJECT :
URA KWUN TONG TOWN CENTRE REDEVELOPMENT (AREA 2 & 3) AT NKIL 6514, KWUN TONG, KWLOON

TITLE :
PART ELEVATION OF CURTAIN WALL AT TOWER 2

DATE : 04-JUL-18 | SCALE : 1:60 (A1)

DRAWN BY : ASING | CHECKED BY : -

美特鋁質有限公司
MIDI ALUMINIUM FABRICATOR LTD.
Units 6-8, Sunray Industrial Centre, 1/F
610 Cha Kwo Ling Road, Kowloon
Tel:23489211-4 Fax:(852)27727666

DWG NO. : J837-CW-2202 | REV. : E

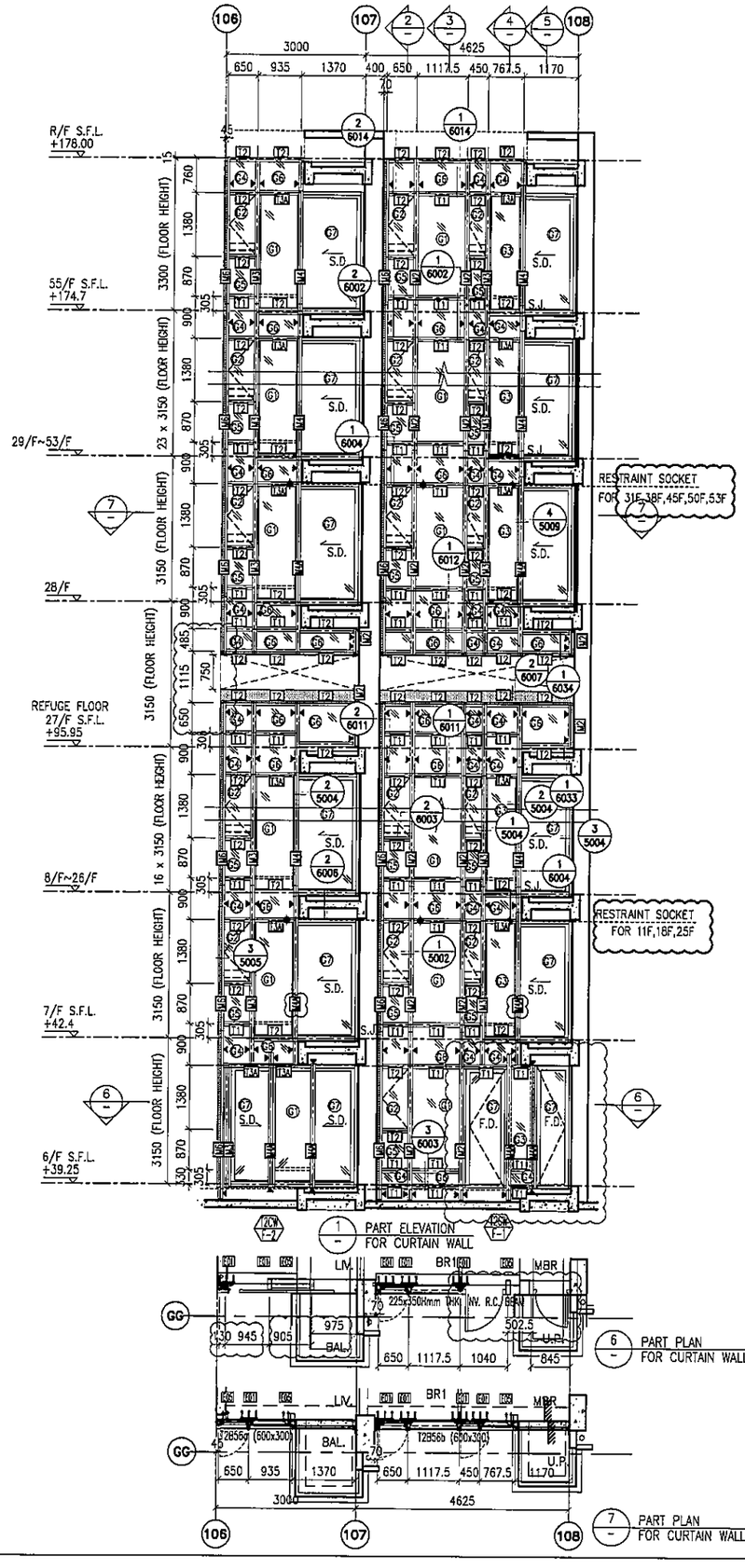

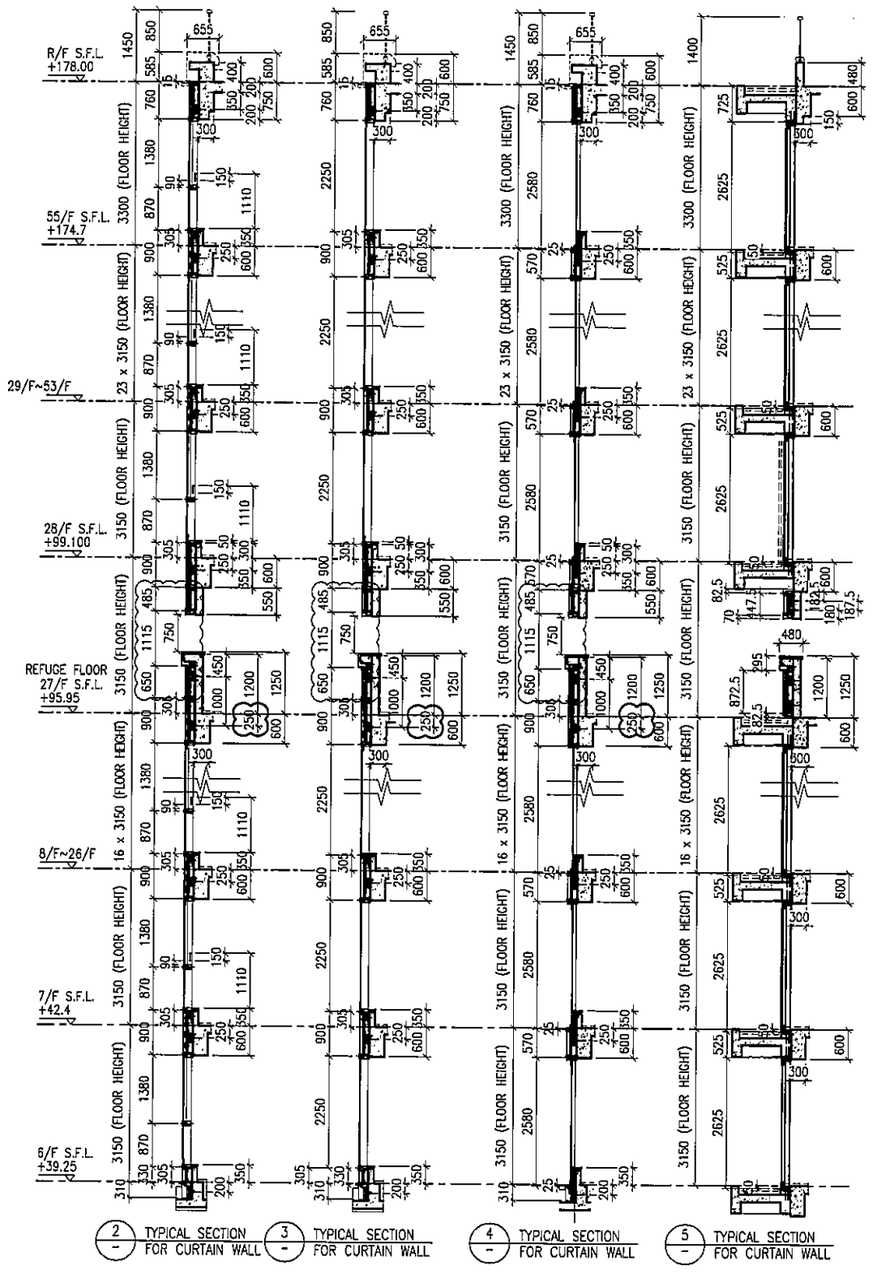

LEGEND:

- 61+ – 10 mm THK. TEMPERED BLUE TINTED GLASS (OUTER) + 9 mm AIR SPACE + 8 mm THK. TEMPERED CLEAR GLASS (INNER)
- 62+ – 8 mm THK. HEAT STRENGTHENED TINTED GLASS (OUTER)+ 9 mm AIR SPACE + 8 mm THK. HEAT STRENGTHENED CLEAR GLASS (INNER)
- 63+ – 10 mm THK. HEAT STRENGTHENED BLUE TINTED GLASS (OUTER)+ 9 mm AIR SPACE + 8 mm THK. TEMPERED CLEAR GLASS (INNER)
- 64+ – 8 mm THK. HEAT STRENGTHENED BLUE TINTED GLASS (SPANDREL GLASS)
- 65+ – 8 mm THK. HEAT STRENGTHENED BLUE TINTED GLASS (OUTER)+ 9 mm AIR SPACE + 8 mm THK. TEMPERED CLEAR GLASS (INNER)
- 68+ – 8 mm THK. TEMPERED BLUE TINTED GLASS (SPANDREL GLASS)
- 67+ – 8 mm THK. HEAT STRENGTHENED TINTED GLASS (OUTER)+ 1.52PVB + 8 mm THK. HEAT STRENGTHENED CLEAR LAMINATED GLASS (INNER)
- 10 mm THK. TEMPERED GLASS (INTERNAL PROTECTIVE BARRIER)
- 3 mm THK. ALUM. CLADDING
- M.W. – MAINTENANCE WINDOW
- S.J. – STACK JOINT
- AE01 – ALUM. EXTRUSION DIE NO.
- ▲ – SUPPORT POINT
- ✦ – RESTRAINT SOCKET

B.D. REF :

CLIENT :
信和置業有限公司
Sino Land Company Limited

ARCHITECT :
WONG TUNG & PARTNERS LIMITED
ARCHITECTS & PLANNERS

MAIN CONTRACTOR :
CR Construction Company Limited

STRUCTURAL ENGINEER :
AECOM

FACADE CONSULTANT:
AECOM

NOTE :
1. ALL DIMENSIONS ARE IN mm.
2. ALL ELEVATIONS ARE VIEWED FROM OUTSIDE.
3. ALL DIMENSIONS TO BE VERIFIED ON SITE BEFORE FABRICATION.

LEGEND :
- X1 — DETAIL MARK NO.
- X001 — REFER SHEET NO.

1. F.F.L. --FINISHED FLOOR LEVEL
2. S.F.L. --STRUCTURAL FLOOR LEVEL
3. /R --REVERSED DETAIL

NO.	DATE	REVISED	BY
E	17/01/2019	GENERAL REVISED	
D	22/12/2018	GENERAL REVISED	
C	04/12/2018	GENERAL REVISED	
B	24/11/2018	GENERAL REVISED	
A	10/9/2018	GENERAL REVISED	

JOB NO. : J-837

PROJECT :
URA KWUN TONG TOWN CENTRE REDEVELOPMENT (AREA 2 & 3) AT NKIL 6514, KWUN TONG, KWLOON

TITLE :
PART ELEVATION OF CURTAIN WALL AT TOWER 2

DATE : 04-JUL-18 | SCALE : 1:60 (A1)

DRAWN BY : ASING | CHECKED BY : –

美特鋁製有限公司
MIDI ALUMINIUM FABRICATOR LTD.
Units 6-8, Sunray Industrial Centre, 1/F
610 Cha Kwo Ling Road, Kowloon
Tel:23489211-4 Fax:(852)27727666

DWG NO. : J837-CW-2203 | REV. : E

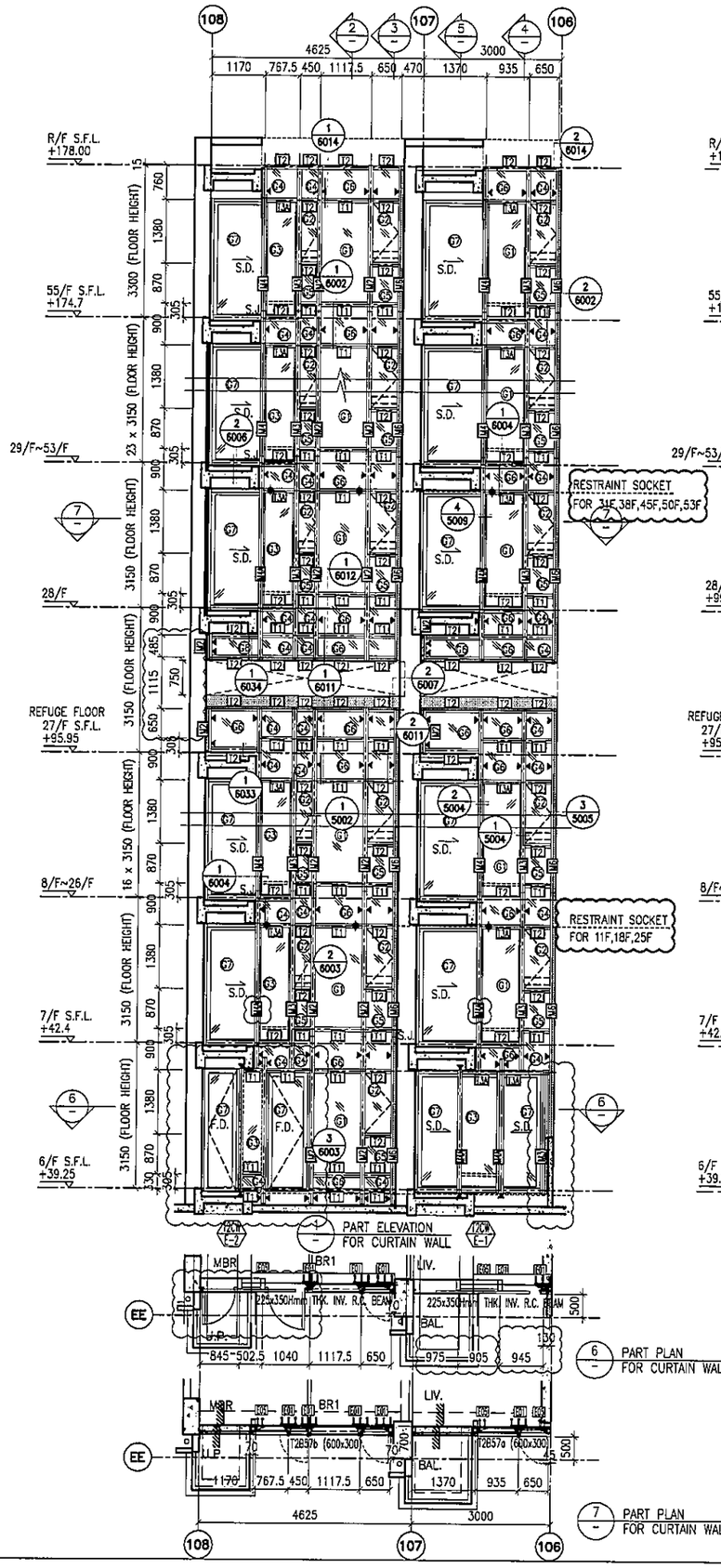

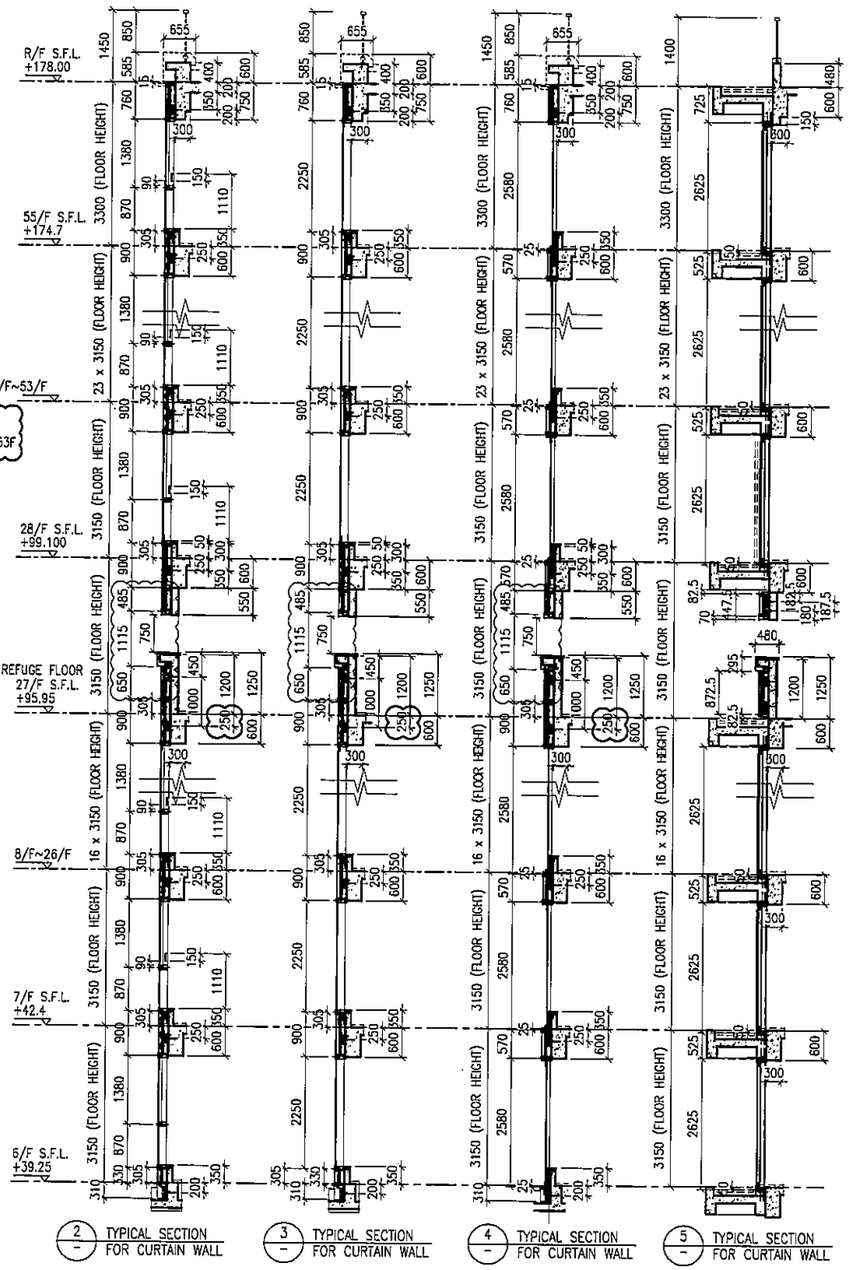

LEGEND:

- 61 – 10 mm THK. TEMPERED BLUE TINTED GLASS (OUTER) + 9 mm AIR SPACE + 8 mm THK. TEMPERED CLEAR GLASS (INNER)
- 62 – 8 mm THK. HEAT STRENGTHENED TINTED GLASS (OUTER)+ 9 mm AIR SPACE + 8 mm THK. HEAT STRENGTHENED CLEAR GLASS (INNER)
- 63 – 10 mm THK. HEAT STRENGTHENED BLUE TINTED GLASS (OUTER)+ 9 mm AIR SPACE + 8 mm THK. TEMPERED CLEAR GLASS (INNER)
- 64 – 8 mm THK. HEAT STRENGTHENED BLUE TINTED GLASS (SPANDREL GLASS)
- 65 – 8 mm THK. HEAT STRENGTHENED BLUE TINTED GLASS (OUTER)+ 9 mm AIR SPACE + 8 mm THK. TEMPERED CLEAR GLASS (INNER)
- 65 – 8 mm THK. TEMPERED BLUE TINTED GLASS (SPANDREL GLASS)
- 67 – 8 mm THK. HEAT STRENGTHENED TINTED GLASS (OUTER)+ 1.52PVB + 8 mm THK. HEAT STRENGTHENED CLEAR LAMINATED GLASS (INNER)
- 10 mm THK. TEMPERED GLASS (INTERNAL PROTECTIVE BARRIER)
- 3 mm THK. ALUM. CLADDING
- M.W. – MAINTENANCE WINDOW
- S.J. – STACK JOINT
- AE01 – ALUM. EXTRUSION DIE NO.
- ▲ – SUPPORT POINT
- ◆ – RESTRAINT SOCKET

B.D. REF :

CLIENT :
信和置業有限公司
Sino Land Company Limited

ARCHITECT :
WONG TUNG & PARTNERS LIMITED
ARCHITECTS & PLANNERS

MAIN CONTRACTOR :
CR Construction Company Limited

STRUCTURAL ENGINEER :
AECOM

FACADE CONSULTANT:
AECOM

NOTE :
1. ALL DIMENSIONS ARE IN mm.
2. ALL ELEVATIONS ARE VIEWED FROM OUTSIDE.
3. ALL DIMENSIONS TO BE VERIFIED ON SITE BEFORE FABRICATION.

LEGEND :
- X1 / X001 – DETAIL MARK NO. / REFER SHEET NO.
1. F.F.L. --FINISHED FLOOR LEVEL
2. S.F.L. --STRUCTURAL FLOOR LEVEL
3. /R --REVERSED DETAIL

NO.	DATE	REVISED	BY
E	17/01/2019	GENERAL REVISED	
D	22/12/2018	GENERAL REVISED	
C	04/12/2018	GENERAL REVISED	
B	24/11/2018	GENERAL REVISED	
A	10/9/2018	GENERAL REVISED	

JOB NO. : J-837

PROJECT :
URA KWUN TONG TOWN CENTRE REDEVELOPMENT (AREA 2 & 3) AT NKIL 6514, KWUN TONG, KWLOON

TITLE :
PART ELEVATION OF CURTAIN WALL AT TOWER 2

DATE : 04-JUL-18 | SCALE : 1:60 (A1)

DRAWN BY : ASING | CHECKED BY : –

美特鋁製有限公司
MIDI ALUMINIUM FABRICATOR LTD.
Units 6-8, Sunray Industrial Centre, 1/F
610 Cha Kwo Ling Road, Kowloon
Tel:23489211-4 Fax:(852)27727666

DWG NO. : J837-CW-2204 | REV. : E

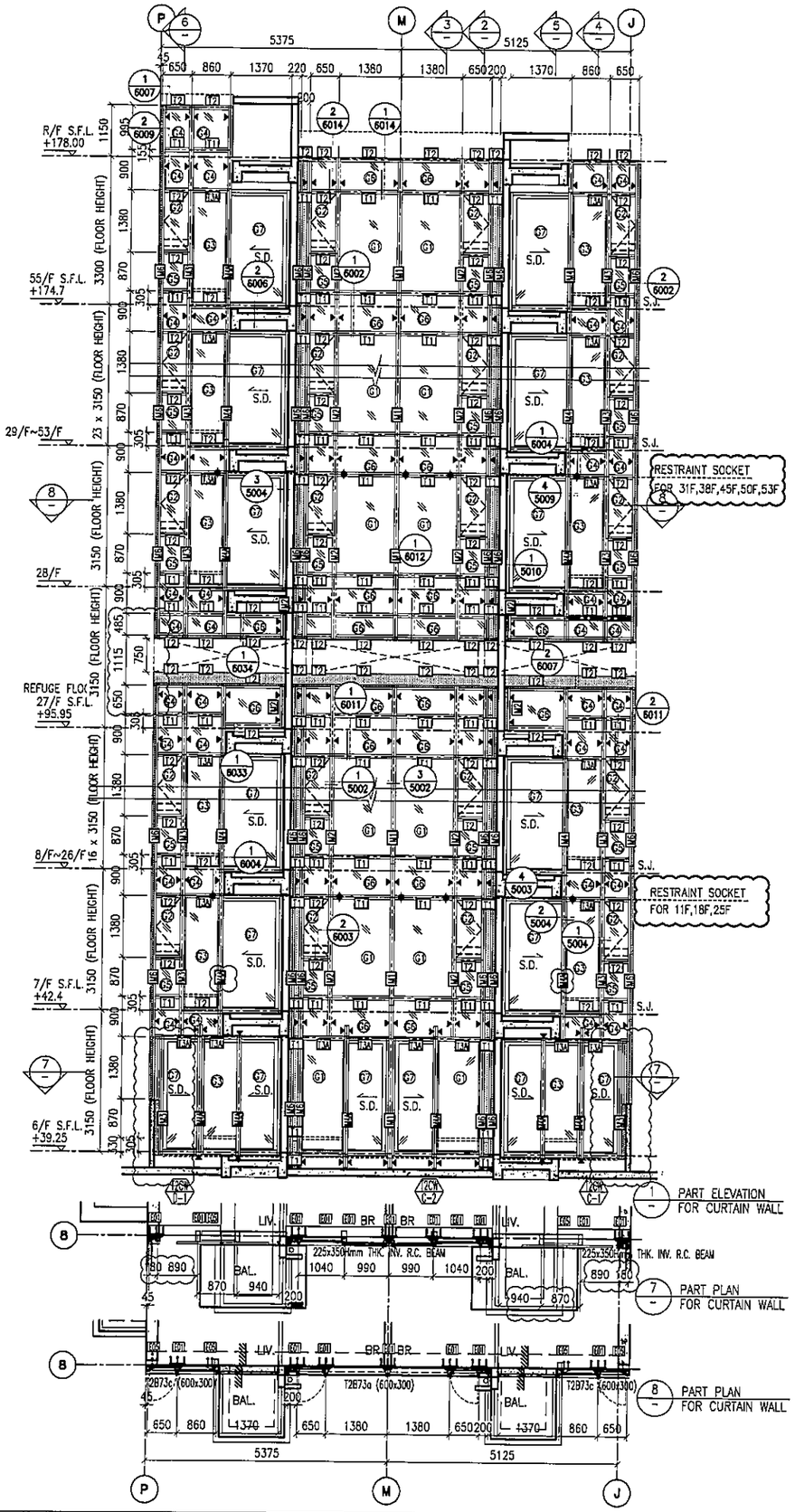

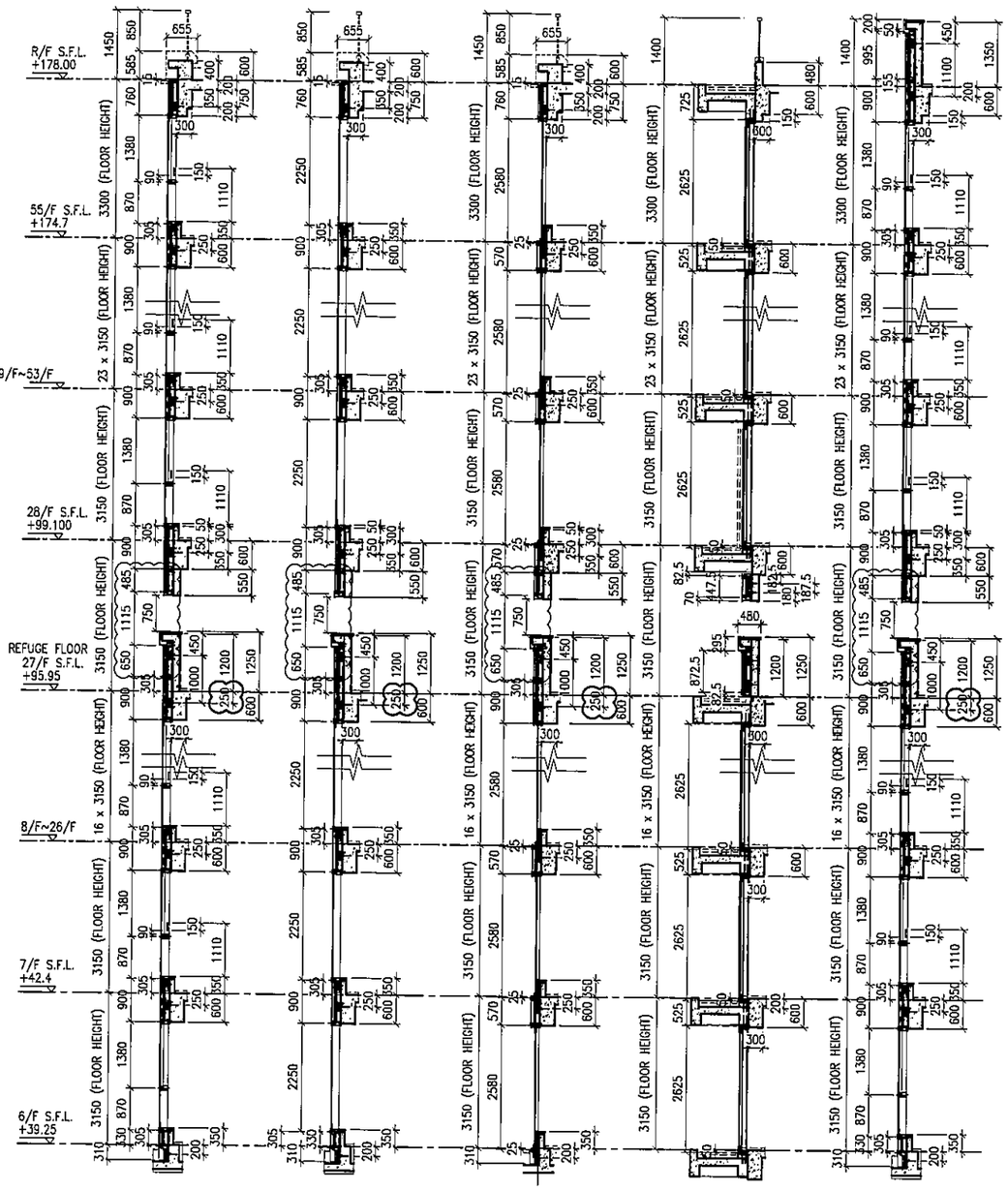

LEGEND:

- 61 – 10 mm THK. TEMPERED BLUE TINTED GLASS (OUTER) + 9 mm AIR SPACE + 8 mm THK. TEMPERED CLEAR GLASS (INNER)
- 62 – 8 mm THK. HEAT STRENGTHENED TINTED GLASS (OUTER)+ 9 mm AIR SPACE + 8 mm THK. HEAT STRENGTHENED CLEAR GLASS (INNER)
- 63 – 10 mm THK. HEAT STRENGTHENED BLUE TINTED GLASS (OUTER)+ 9 mm AIR SPACE + 8 mm THK. TEMPERED CLEAR GLASS (INNER)
- 64 – 8 mm THK. HEAT STRENGTHENED BLUE TINTED GLASS (SPANDREL GLASS)
- 65 – 8 mm THK. HEAT STRENGTHENED BLUE TINTED GLASS (OUTER)+ 9 mm AIR SPACE + 8 mm THK. TEMPERED CLEAR GLASS (INNER)
- 66 – 8 mm THK. TEMPERED BLUE TINTED GLASS (SPANDREL GLASS)
- 67 – 8 mm THK. HEAT STRENGTHENED TINTED GLASS (OUTER)+ 1.52PVB + 8 mm THK. HEAT STRENGTHENED CLEAR LAMINATED GLASS (INNER)
- 10 mm THK. TEMPERED GLASS (INTERNAL PROTECTIVE BARRIER)
- 3 mm THK. ALUM. CLADDING
- M.W. – MAINTENANCE WINDOW
- S.J. – STACK JOINT
- AA-01 – ALUM. EXTRUSION DIE NO.
- ▲ – SUPPORT POINT
- ◆ – RESTRAINT SOCKET

B.D. REF :

CLIENT :
信和置業有限公司
Sino Land Company Limited

ARCHITECT :
WONG TUNG & PARTNERS LIMITED
ARCHITECTS & PLANNERS

MAIN CONTRACTOR :
CR Construction Company Limited

STRUCTURAL ENGINEER :
AECOM

FACADE CONSULTANT:
AECOM

NOTE :
1. ALL DIMENSIONS ARE IN mm.
2. ALL ELEVATIONS ARE VIEWED FROM OUTSIDE.
3. ALL DIMENSIONS TO BE VERIFIED ON SITE BEFORE FABRICATION.

LEGEND :
- X1 / X001 – DETAIL MARK NO. / REFER SHEET NO.
1. F.F.L. --FINISHED FLOOR LEVEL
2. S.F.L. --STRUCTURAL FLOOR LEVEL
3. (R) --REVERSED DETAIL

NO.	DATE	REVISED	BY
E	17/01/2019	GENERAL REVISED	
D	22/12/2018	GENERAL REVISED	
C	04/12/2018	GENERAL REVISED	
B	24/11/2018	GENERAL REVISED	
A	10/9/2018	GENERAL REVISED	

JOB NO. : J-837

PROJECT :
URA KWUN TONG TOWN CENTRE REDEVELOPMENT (AREA 2 & 3) AT NKIL 6514, KWUN TONG, KWLOON

TITLE :
PART ELEVATION OF CURTAIN WALL AT TOWER 2

DATE : 04-JUL-18 | SCALE : 1:60 (A1)

DRAWN BY : ASING | CHECKED BY : –

美特鋁質有限公司
MIDI ALUMINIUM FABRICATOR LTD.
Units 6-8, Sunray Industrial Centre, 1/F
610 Cha Kwo Ling Road, Kowloon
Tel:23489211-4 Fax:(852)27727666

DWG NO. : J837-CW-2205 | REV. : E

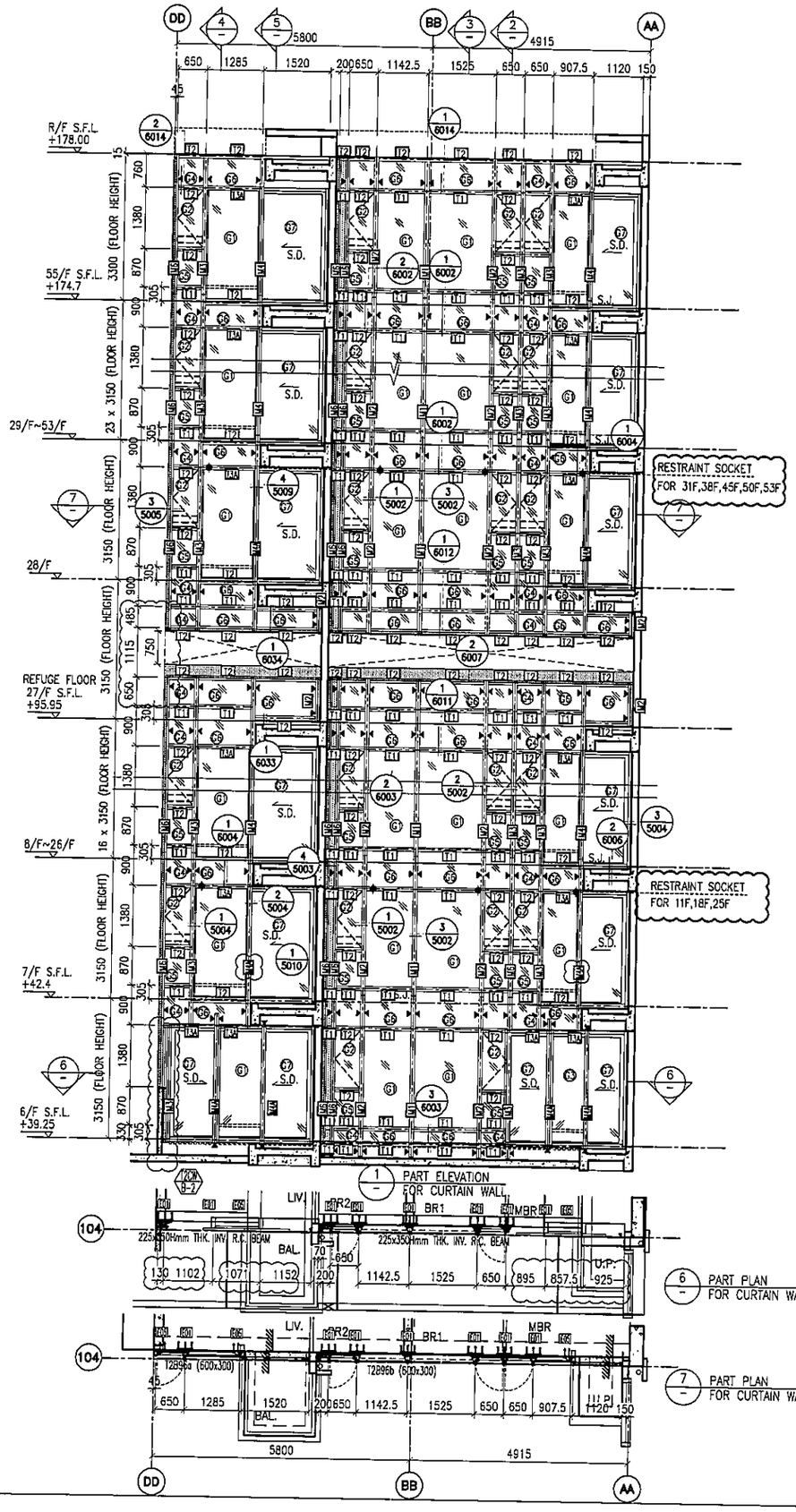

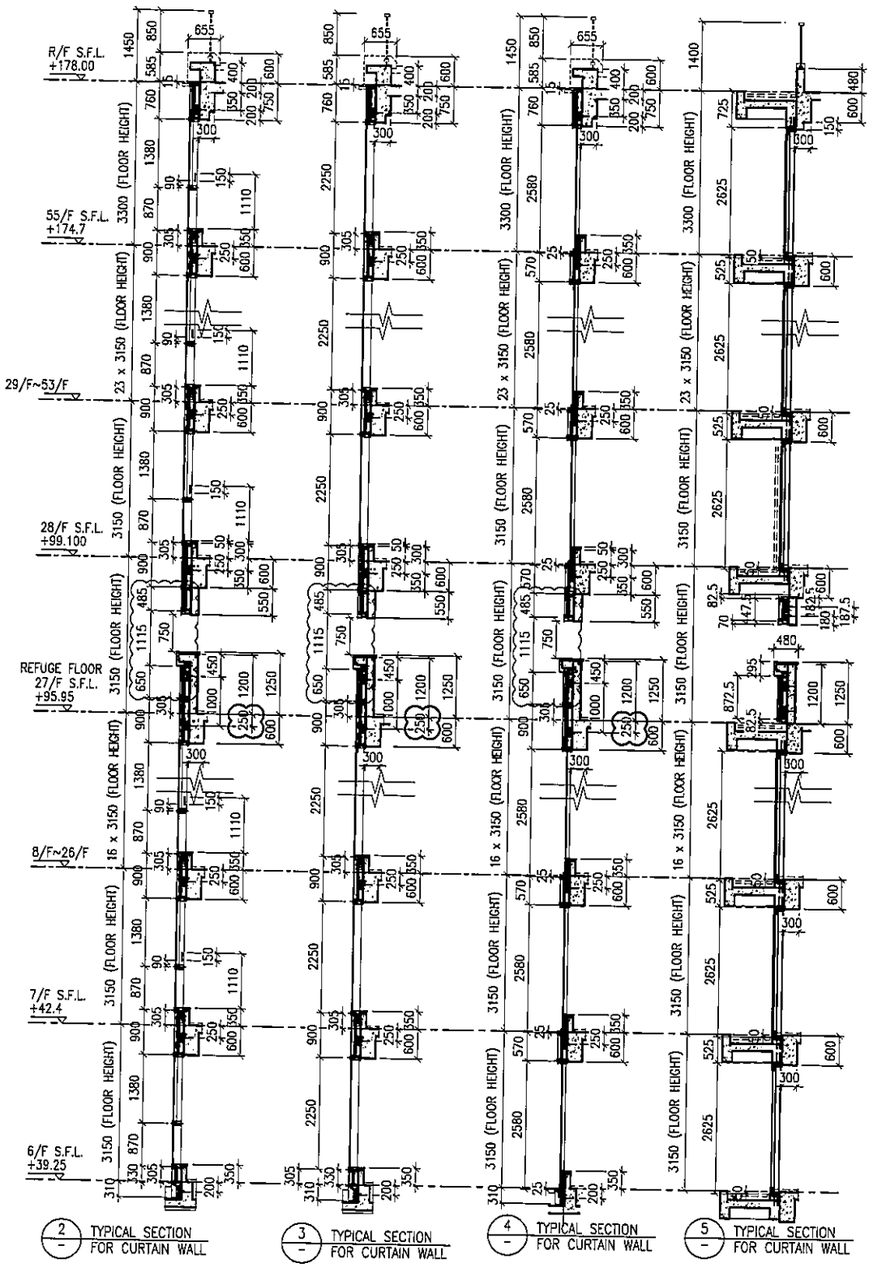

LEGEND:

- 10 mm THK. TEMPERED BLUE TINTED GLASS (OUTER) + 9 mm AIR SPACE + 8 mm THK. TEMPERED CLEAR GLASS (INNER)
- 8 mm THK. HEAT STRENGTHENED TINTED GLASS (OUTER)+ 9 mm AIR SPACE + 8 mm THK. HEAT STRENGTHENED CLEAR GLASS (INNER)
- 10 mm THK. HEAT STRENGTHENED TINTED GLASS (OUTER)+ 9 mm AIR SPACE + 8 mm THK. TEMPERED CLEAR GLASS (INNER)
- 8 mm THK. HEAT STRENGTHENED BLUE TINTED GLASS (SPANDREL GLASS)
- 8 mm THK. HEAT STRENGTHENED BLUE TINTED GLASS (OUTER)+ 9 mm AIR SPACE + 8 mm THK. TEMPERED CLEAR GLASS (INNER)
- 8 mm THK. TEMPERED BLUE TINTED GLASS (SPANDREL GLASS)
- 8 mm THK. HEAT STRENGTHENED TINTED GLASS (OUTER)+ 1.52PVB + 8 mm THK. HEAT STRENGTHENED CLEAR LAMINATED GLASS (INNER)
- 10 mm THK. TEMPERED GLASS (INTERNAL PROTECTIVE BARRIER)
- 3 mm THK. ALUM. CLADDING
- M.W. - MAINTENANCE WINDOW
- S.J. - STACK JOINT
- AE01 - ALUM. EXTRUSION DIE NO.
- ▲ - SUPPORT POINT
- ◆ - RESTRAINT SOCKET

B.D. REF :

CLIENT :
信和置業有限公司
Sino Land Company Limited

ARCHITECT :
WONG TUNG & PARTNERS LIMITED
ARCHITECTS & PLANNERS

MAIN CONTRACTOR :
CR Construction Company Limited

STRUCTURAL ENGINEER :
AECOM

FACADE CONSULTANT:
AECOM

NOTE :
1. ALL DIMENSIONS ARE IN mm.
2. ALL ELEVATIONS ARE VIEWED FROM OUTSIDE.
3. ALL DIMENSIONS TO BE VERIFIED ON SITE BEFORE FABRICATION.

LEGEND :
- X1 / X001 — DETAIL MARK NO. / REFER SHEET NO.

1. F.F.L. --FINISHED FLOOR LEVEL
2. S.F.L. --STRUCTURAL FLOOR LEVEL
3. /R --REVERSED DETAIL

NO.	DATE	REVISED	BY
E	17/01/2019	GENERAL REVISED	
D	22/12/2018	GENERAL REVISED	
C	04/12/2018	GENERAL REVISED	
B	24/11/2018	GENERAL REVISED	
A	10/9/2018	GENERAL REVISED	

JOB NO. : J-837

PROJECT :
URA KWUN TONG TOWN CENTRE REDEVELOPMENT (AREA 2 & 3) AT NKIL 6514, KWUN TONG, KWLOON

TITLE :
PART ELEVATION OF CURTAIN WALL AT TOWER 2

DATE : 04-JUL-18 | SCALE : 1:60 (A1)

DRAWN BY : ASING | CHECKED BY : -

美特鋁質有限公司
MIDI ALUMINIUM FABRICATOR LTD.
Units 6-8, Sunray Industrial Centre, 1/F
610 Cha Kwo Ling Road, Kowloon
Tel:23489211-4 Fax:(852)27727666

DWG NO. : J837-CW-2206 | REV. : E

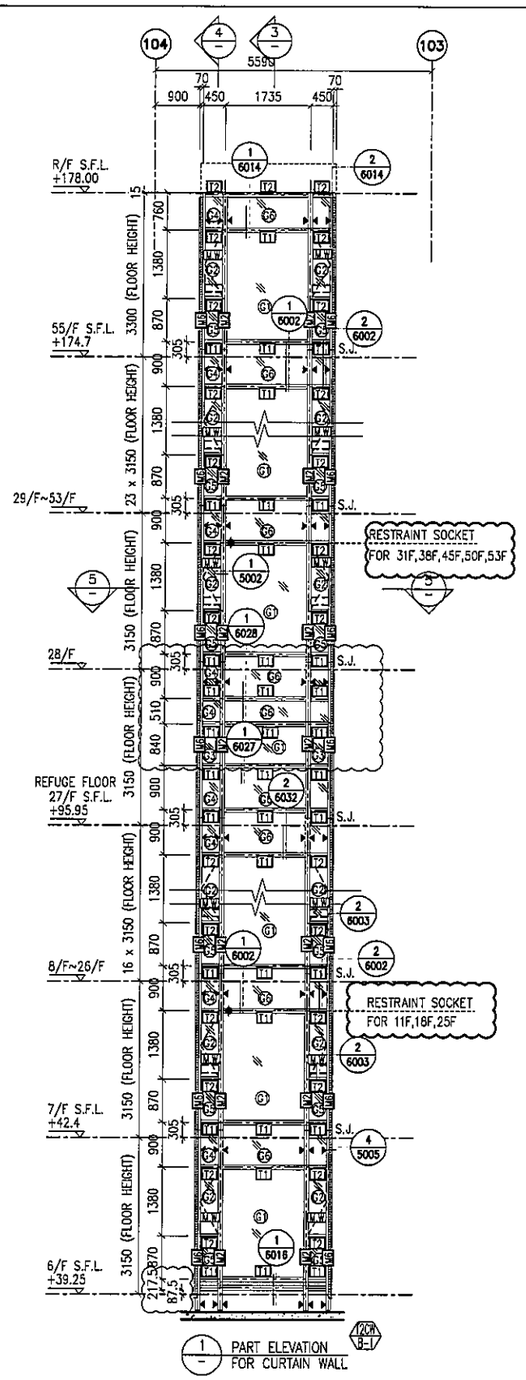

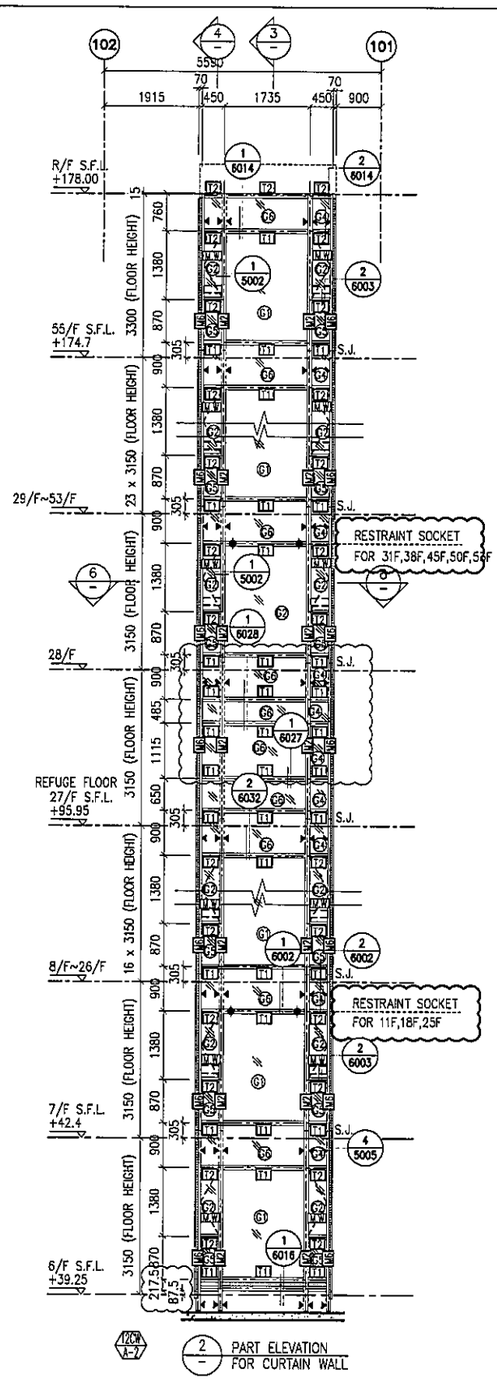

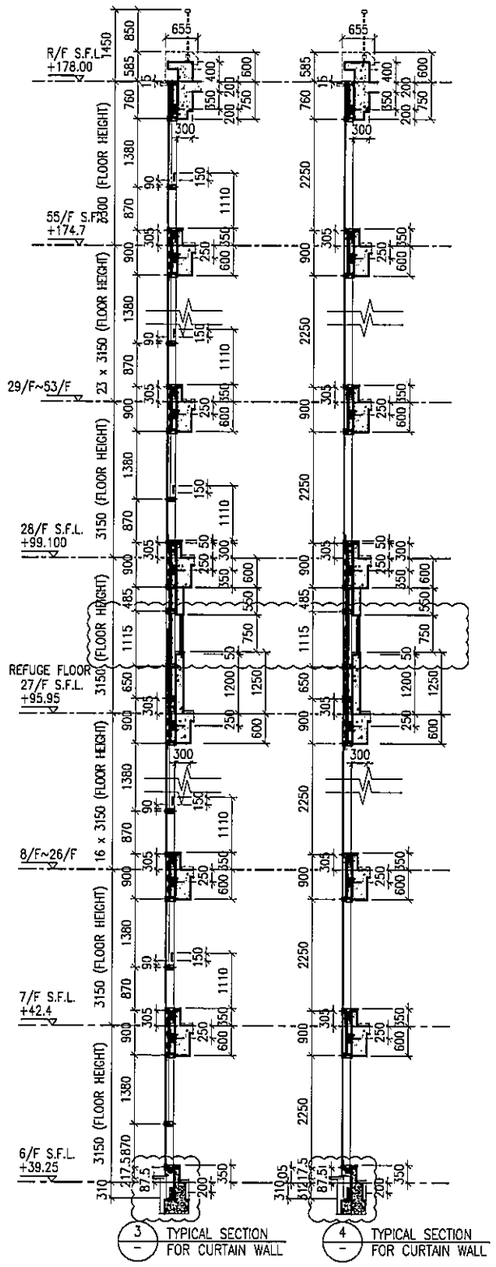

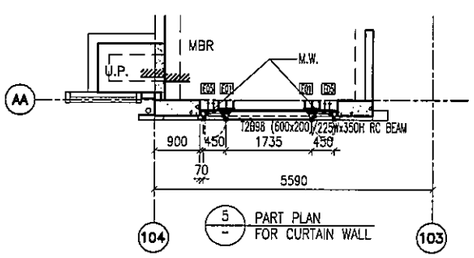

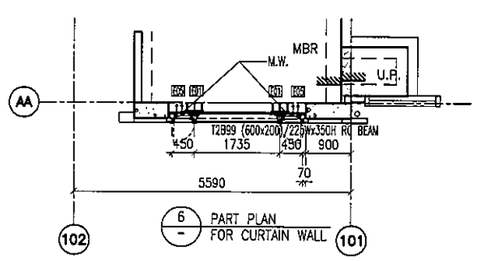

LEGEND:

- G1+ – 10 mm THK. TEMPERED BLUE TINTED GLASS (OUTER) + 9 mm AIR SPACE + 8 mm THK. TEMPERED CLEAR GLASS (INNER)
- G2+ – 8 mm THK. HEAT STRENGTHENED TINTED GLASS (OUTER)+ 9 mm AIR SPACE + 8 mm THK. HEAT STRENGTHENED CLEAR GLASS (INNER)
- G3+ – 10 mm THK. HEAT STRENGTHENED BLUE TINTED GLASS (OUTER)+ 9 mm AIR SPACE + 8 mm THK. TEMPERED CLEAR GLASS (INNER)
- G4+ – 8 mm THK. HEAT STRENGTHENED BLUE TINTED GLASS (SPANDREL GLASS)
- G5+ – 8 mm THK. HEAT STRENGTHENED BLUE TINTED GLASS (OUTER)+ 9 mm AIR SPACE + 8 mm THK. TEMPERED CLEAR GLASS (INNER)
- G6+ – 8 mm THK. TEMPERED BLUE TINTED GLASS (SPANDREL GLASS)
- G7+ – 8 mm THK. HEAT STRENGTHENED TINTED GLASS (OUTER)+ 1.52PVB + 8 mm THK. HEAT STRENGTHENED CLEAR LAMINATED GLASS (INNER)
- 10 mm THK. TEMPERED GLASS (INTERNAL PROTECTIVE BARRIER)
- 3 mm THK. ALUM. CLADDING
- M.W. – MAINTENANCE WINDOW
- S.J. – STACK JOINT
- AE01 – ALUM. EXTRUSION DIE NO.
- ▲ – SUPPORT POINT
- ✦ – RESTRAINT SOCKET

B.D. REF :

CLIENT :
信和置業有限公司
Sino Land Company Limited

ARCHITECT :
WONG TUNG & PARTNERS LIMITED
ARCHITECTS & PLANNERS

MAIN CONTRACTOR :
CR Construction Company Limited

STRUCTURAL ENGINEER :
AECOM

FACADE CONSULTANT:
AECOM

NOTE :
1. ALL DIMENSIONS ARE IN mm.
2. ALL ELEVATIONS ARE VIEWED FROM OUTSIDE.
3. ALL DIMENSIONS TO BE VERIFIED ON SITE BEFORE FABRICATION.

LEGEND :
- X1 / XD01 — DETAIL MARK NO. / REFER SHEET NO.
1. F.F.L. --FINISHED FLOOR LEVEL
2. S.F.L. --STRUCTURAL FLOOR LEVEL
3. (R) --REVERSED DETAIL

NO.	DATE	REVISED	BY
E	17/01/2019	GENERAL REVISED	
D	22/12/2018	GENERAL REVISED	
C	04/12/2018	GENERAL REVISED	
B	24/11/2018	GENERAL REVISED	
A	10/9/2018	GENERAL REVISED	

JOB NO. : J-837

PROJECT :
URA KWUN TONG TOWN CENTRE REDEVELOPMENT (AREA 2 & 3) AT NKIL 6514, KWUN TONG, KWLOON

TITLE :
PART ELEVATION OF CURTAIN WALL AT TOWER 2

DATE : 04-JUL-18 | SCALE : 1:60 (A1)

DRAWN BY : ASING | CHECKED BY : –

美特鋁製有限公司
MIDI ALUMINIUM FABRICATOR LTD.
Units 6-8, Sunray Industrial Centre, 1/F
610 Cha Kwo Ling Road, Kowloon
Tel:23489211-4 Fax:(852)27727666

DWG NO. : J837-CW-2207 | REV. : E

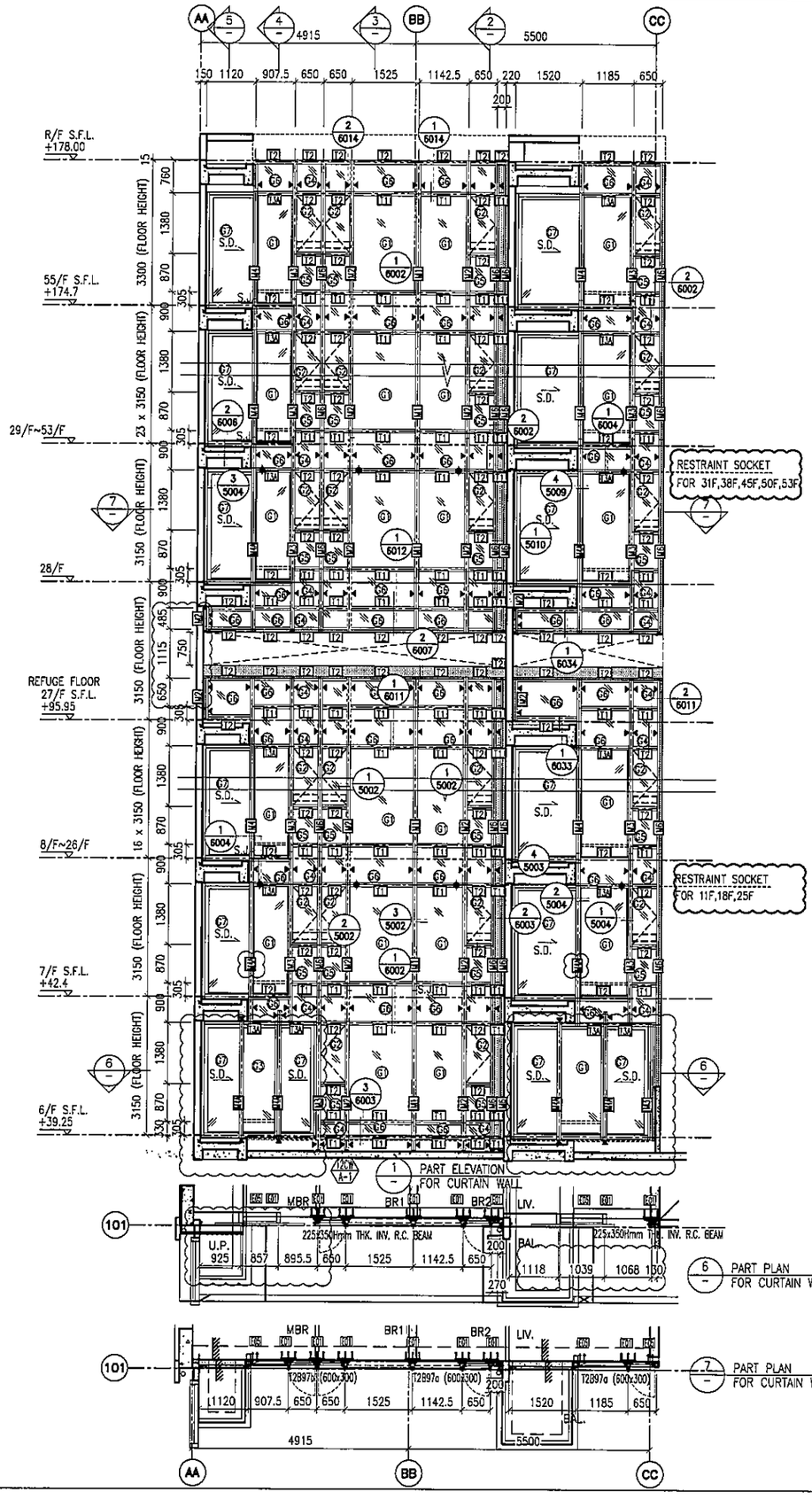

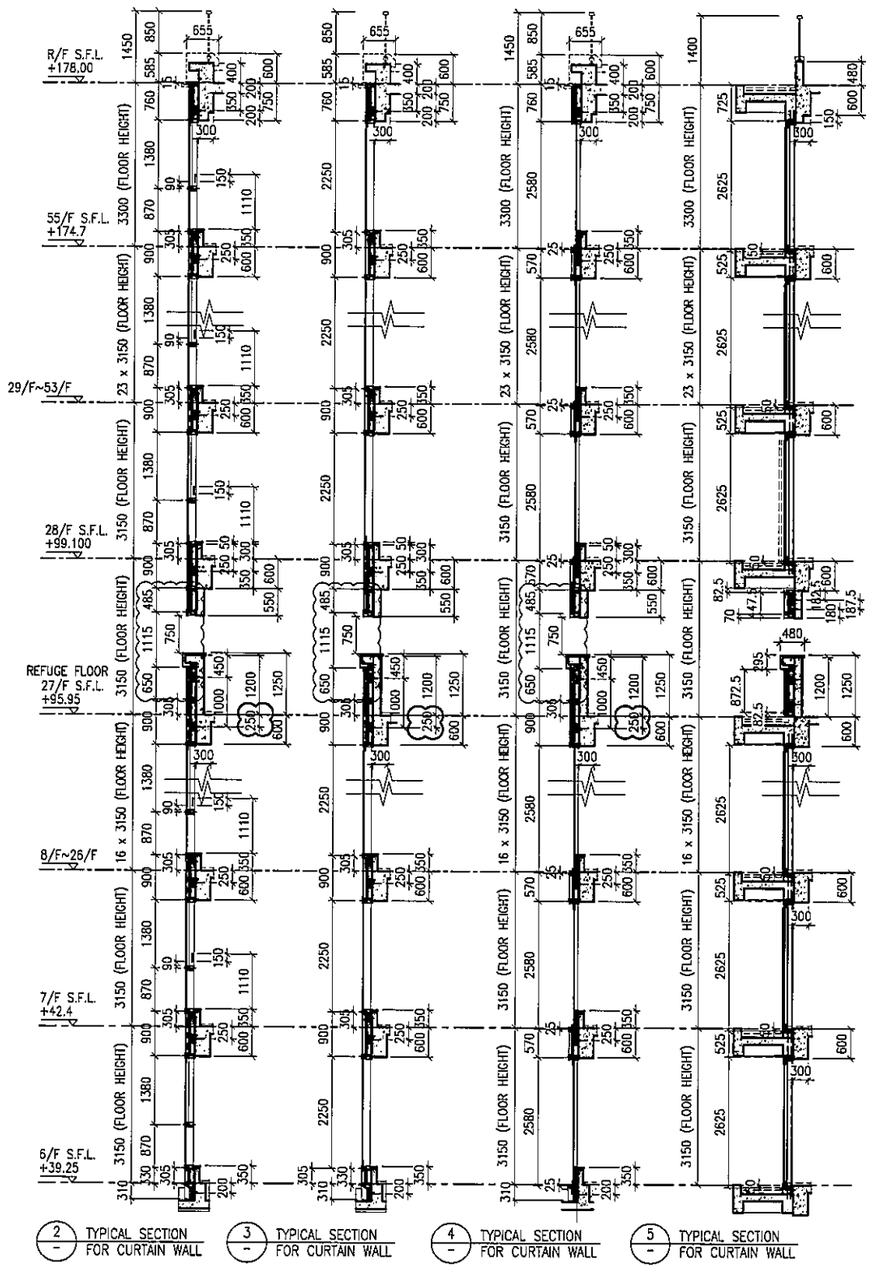

2 TYPICAL SECTION FOR CURTAIN WALL

3 TYPICAL SECTION FOR CURTAIN WALL

4 TYPICAL SECTION FOR CURTAIN WALL

5 TYPICAL SECTION FOR CURTAIN WALL

LEGEND:

- 61 – 10 mm THK. TEMPERED BLUE TINTED GLASS (OUTER) + 9 mm AIR SPACE + 8 mm THK. TEMPERED CLEAR GLASS (INNER)
- 62 – 8 mm THK. HEAT STRENGTHENED TINTED GLASS (OUTER)+ 9 mm AIR SPACE + 8 mm THK. HEAT STRENGTHENED CLEAR GLASS (INNER)
- 63 – 10 mm THK. HEAT STRENGTHENED BLUE TINTED GLASS (OUTER)+ 9 mm AIR SPACE + 8 mm THK. TEMPERED CLEAR GLASS (INNER)
- 64 – 8 mm THK. HEAT STRENGTHENED BLUE TINTED GLASS (SPANDREL GLASS)
- 65 – 8 mm THK. HEAT STRENGTHENED BLUE TINTED GLASS (OUTER)+ 9 mm AIR SPACE + 8 mm THK. TEMPERED CLEAR GLASS (INNER)
- 66 – 8 mm THK. TEMPERED BLUE TINTED GLASS (SPANDREL GLASS)
- 67 – 8 mm THK. HEAT STRENGTHENED TINTED GLASS (OUTER)+ 1.52PVB + 8 mm THK. HEAT STRENGTHENED CLEAR LAMINATED GLASS (INNER)
- 10 mm THK. TEMPERED GLASS (INTERNAL PROTECTIVE BARRIER)
- 3 mm THK. ALUM. CLADDING
- M.W. – MAINTENANCE WINDOW
- S.J. – STACK JOINT
- AE01 – ALUM. EXTRUSION DIE NO.
- ▲ – SUPPORT POINT
- ◆ – RESTRAINT SOCKET

B.D. REF :

CLIENT :
信和置業有限公司
Sino Land Company Limited

ARCHITECT : WONG TUNG & PARTNERS LIMITED
ARCHITECTS & PLANNERS

MAIN CONTRACTOR :
CR Construction Company Limited

STRUCTURAL ENGINEER :
AECOM

FACADE CONSULTANT:
AECOM

NOTE :
1. ALL DIMENSIONS ARE IN mm.
2. ALL ELEVATIONS ARE VIEWED FROM OUTSIDE.
3. ALL DIMENSIONS TO BE VERIFIED ON SITE BEFORE FABRICATION.

LEGEND :
- X1 / X001 — DETAIL MARK NO. / REFER SHEET NO.
1. F.F.L. --FINISHED FLOOR LEVEL
2. S.F.L. --STRUCTURAL FLOOR LEVEL
3. /R --REVERSED DETAIL

NO.	DATE	REVISED	BY
E	17/01/2019	GENERAL REVISED	
D	22/12/2018	GENERAL REVISED	
C	04/12/2018	GENERAL REVISED	
B	24/11/2018	GENERAL REVISED	
A	10/9/2018	GENERAL REVISED	

JOB NO. : J-837

PROJECT :
URA KWUN TONG TOWN CENTRE REDEVELOPMENT (AREA 2 & 3) AT NKIL 6514, KWUN TONG, KWLOON

TITLE :
PART ELEVATION OF CURTAIN WALL AT TOWER 2

DATE : 04-JUL-18 | SCALE : 1:60 (A1)

DRAWN BY : ASING | CHECKED BY : –

美特鋁質有限公司
MIDI ALUMINIUM FABRICATOR LTD.
Units 6-8, Sunray Industrial Centre, 1/F
610 Cha Kwo Ling Road, Kowloon
Tel:23489211-4 Fax:(852)27727666

DWG NO. : J837-CW-220B | REV. : E

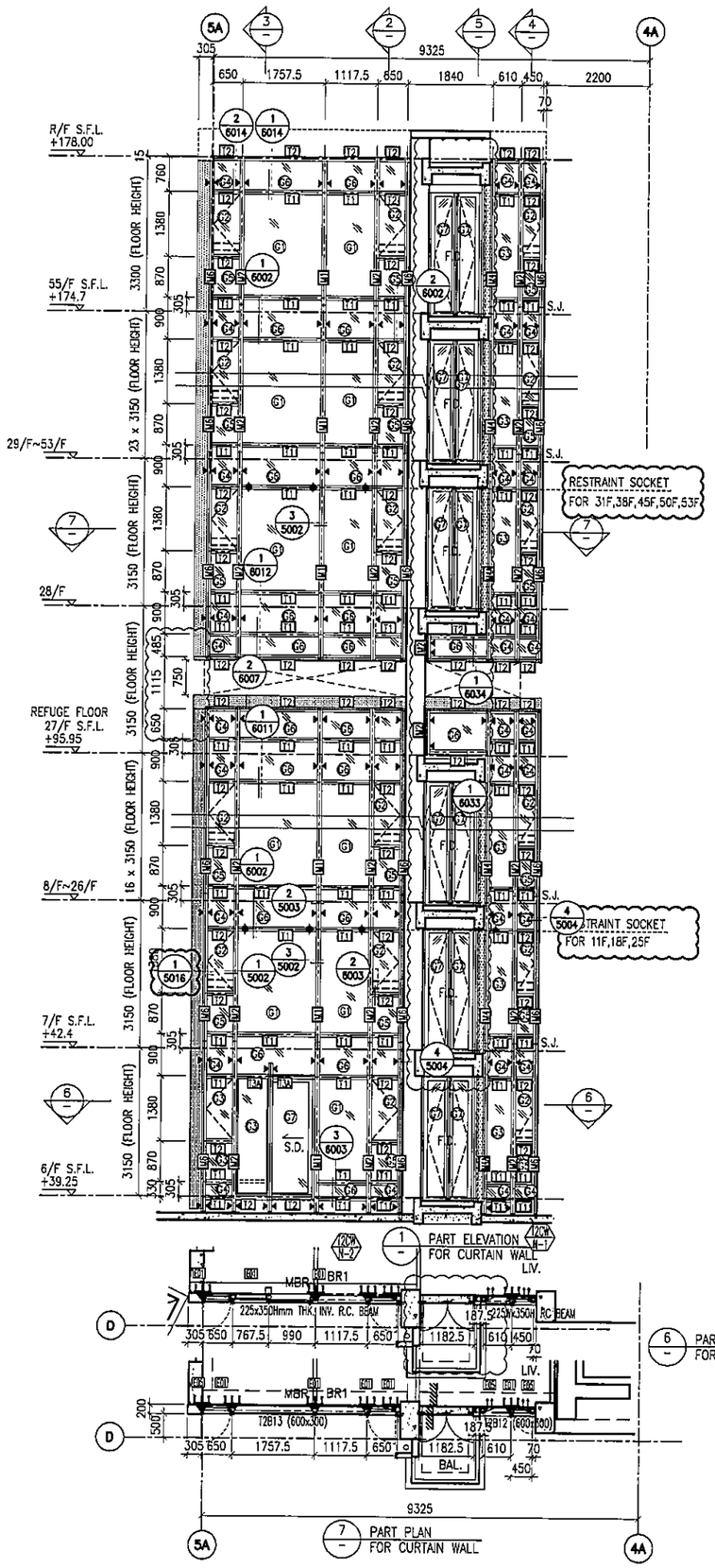

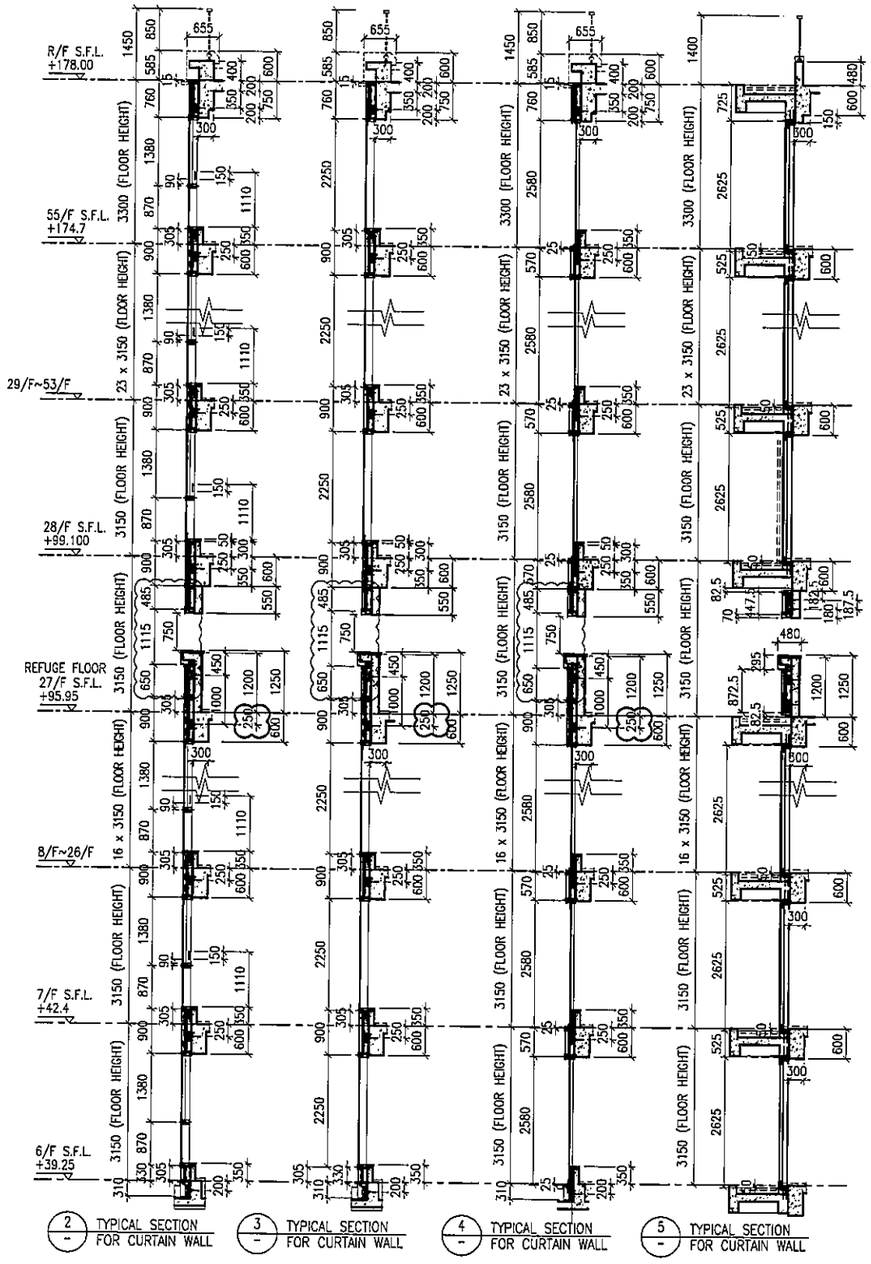

LEGEND:

- 10 mm THK. TEMPERED BLUE TINTED GLASS (OUTER) + 9 mm AIR SPACE + 8 mm THK. TEMPERED CLEAR GLASS (INNER)
- 8 mm THK. HEAT STRENGTHENED TINTED GLASS (OUTER)+ 9 mm AIR SPACE + 8 mm THK. HEAT STRENGTHENED CLEAR GLASS (INNER)
- 10 mm THK. HEAT STRENGTHENED BLUE TINTED GLASS (OUTER)+ 9 mm AIR SPACE + 8 mm THK. TEMPERED CLEAR GLASS (INNER)
- 8 mm THK. HEAT STRENGTHENED BLUE TINTED GLASS (SPANDREL GLASS)
- 8 mm THK. HEAT STRENGTHENED BLUE TINTED GLASS (OUTER)+ 9 mm AIR SPACE + 8 mm THK. TEMPERED CLEAR GLASS (INNER)
- 8 mm THK. TEMPERED BLUE TINTED GLASS (SPANDREL GLASS)
- 8 mm THK. HEAT STRENGTHENED TINTED GLASS (OUTER)+ 1.52PVB + 8 mm THK. HEAT STRENGTHENED CLEAR LAMINATED GLASS (INNER)
- 10 mm THK. TEMPERED GLASS (INTERNAL PROTECTIVE BARRIER)
- 3 mm THK. ALUM. CLADDING
- M.W. – MAINTENANCE WINDOW
- S.J. – STACK JOINT
- AE01 – ALUM. EXTRUSION DIE NO.
- ▲ – SUPPORT POINT
- ✦ – RESTRAINT SOCKET

B.D. REF :

CLIENT :
信和置業有限公司
Sino Land Company Limited

ARCHITECT :
WONG TUNG & PARTNERS LIMITED
ARCHITECTS & PLANNERS

MAIN CONTRACTOR :
CR Construction Company Limited

STRUCTURAL ENGINEER :
AECOM

FACADE CONSULTANT:
AECOM

NOTE :
1. ALL DIMENSIONS ARE IN mm.
2. ALL ELEVATIONS ARE VIEWED FROM OUTSIDE.
3. ALL DIMENSIONS TO BE VERIFIED ON SITE BEFORE FABRICATION.

LEGEND :
- X1 / X001 — DETAIL MARK NO. / REFER SHEET NO.
1. F.F.L. --FINISHED FLOOR LEVEL
2. S.F.L. --STRUCTURAL FLOOR LEVEL
3. (/R) --REVERSED DETAIL

NO.	DATE	REVISED	BY
E	17/01/2019	GENERAL REVISED	
D	22/12/2018	GENERAL REVISED	
C	04/12/2018	GENERAL REVISED	
B	24/11/2018	GENERAL REVISED	
A	10/9/2018	GENERAL REVISED	

JOB NO. : J-837

PROJECT :
URA KWUN TONG TOWN CENTRE REDEVELOPMENT (AREA 2 & 3) AT NKIL 6514, KWUN TONG, KWLOON

TITLE :
PART ELEVATION OF CURTAIN WALL AT TOWER 2

DATE : 04-JUL-18 | SCALE : 1:60 (A1)

DRAWN BY : ASING | CHECKED BY : –

美特鋁質有限公司
MIDI ALUMINIUM FABRICATOR LTD.
Units 6-8, Sunray Industrial Centre, 1/F
610 Cha Kwo Ling Road, Kowloon
Tel:23489211-4 Fax:(852)27727666

DWG NO. : J837-CW-2209 | REV. : E

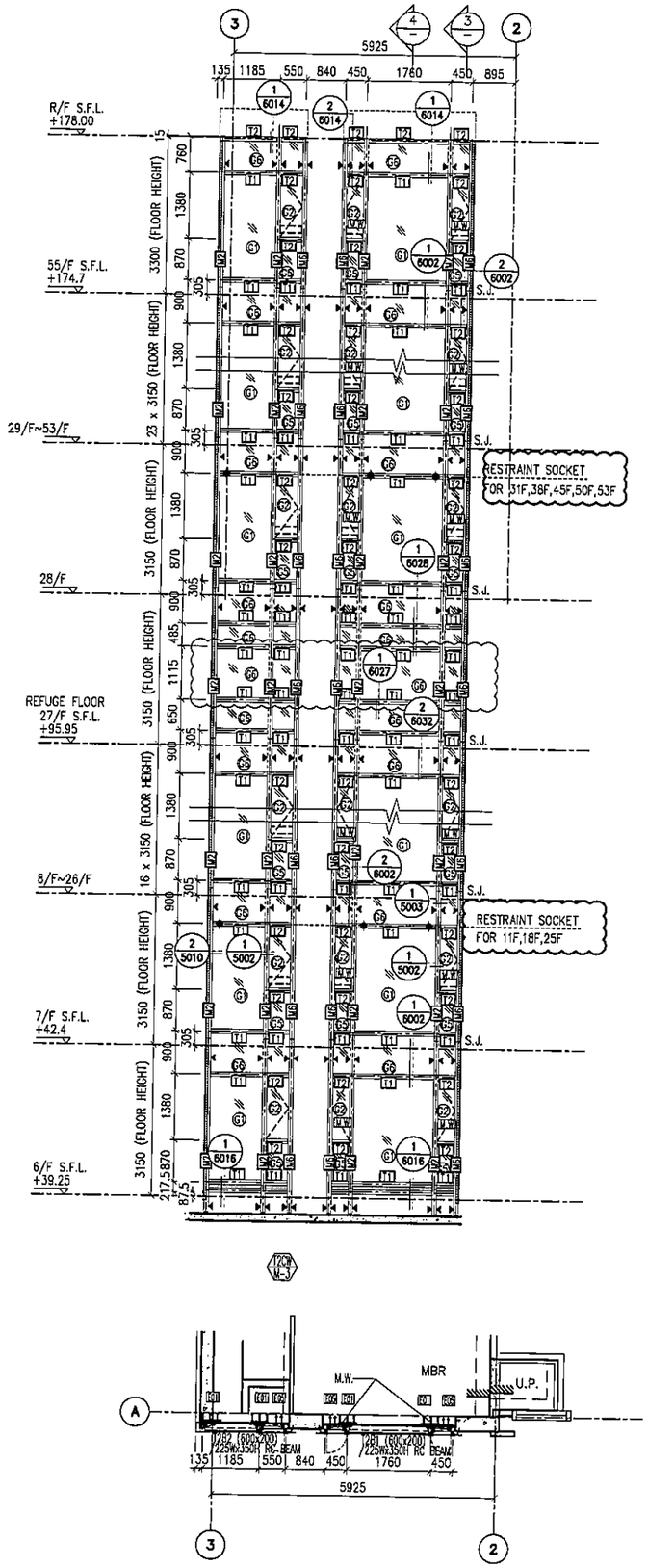

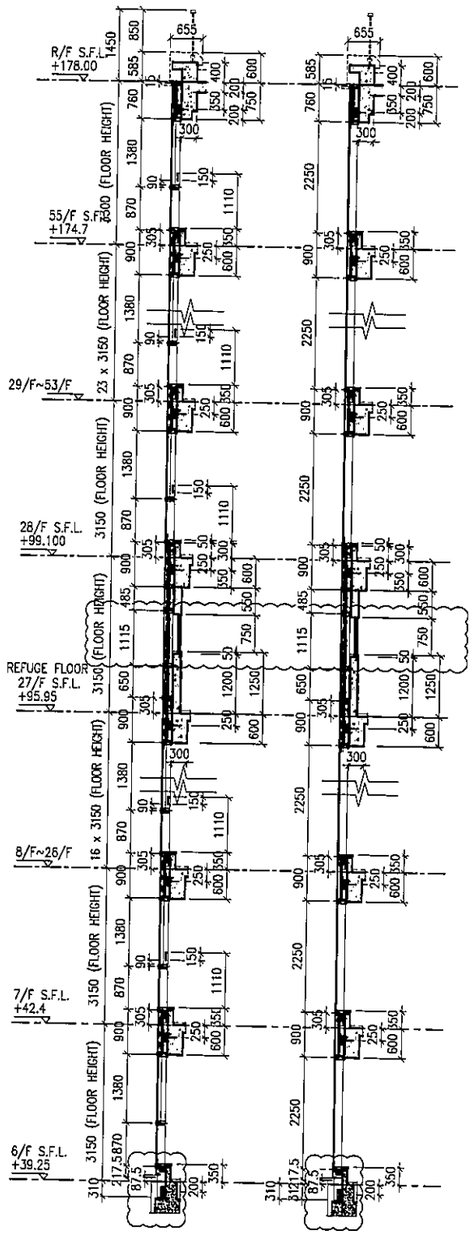

LEGEND:

- 10 mm THK. TEMPERED BLUE TINTED GLASS (OUTER) + 9 mm AIR SPACE + 8 mm THK. TEMPERED CLEAR GLASS (INNER)
- 8 mm THK. HEAT STRENGTHENED TINTED GLASS (OUTER)+ 9 mm AIR SPACE + 8 mm THK. HEAT STRENGTHENED CLEAR GLASS (INNER)
- 10 mm THK. HEAT STRENGTHENED BLUE TINTED GLASS (OUTER)+ 9 mm AIR SPACE + 8 mm THK. TEMPERED CLEAR GLASS (INNER)
- 8 mm THK. HEAT STRENGTHENED BLUE TINTED GLASS (SPANDREL GLASS)
- 8 mm THK. HEAT STRENGTHENED BLUE TINTED GLASS (OUTER)+ 9 mm AIR SPACE + 8 mm THK. TEMPERED CLEAR GLASS (INNER)
- 8 mm THK. TEMPERED BLUE TINTED GLASS (SPANDREL GLASS)
- 8 mm THK. HEAT STRENGTHENED TINTED GLASS (OUTER)+ 1.52PVB + 8 mm THK. HEAT STRENGTHENED CLEAR LAMINATED GLASS (INNER)
- 10 mm THK. TEMPERED GLASS (INTERNAL PROTECTIVE BARRIER)
- 3 mm THK. ALUM. CLADDING
- M.W. – MAINTENANCE WINDOW
- S.J. – STACK JOINT
- AE01 – ALUM. EXTRUSION DIE NO.
- ▲ – SUPPORT POINT
- ✦ – RESTRAINT SOCKET

B.D. REF :

CLIENT :
信和置業有限公司
Sino Land Company Limited

ARCHITECT :
WONG TUNG & PARTNERS LIMITED
ARCHITECTS & PLANNERS

MAIN CONTRACTOR :
CR Construction Company Limited

STRUCTURAL ENGINEER :
AECOM

FACADE CONSULTANT:
AECOM

NOTE :
1. ALL DIMENSIONS ARE IN mm.
2. ALL ELEVATIONS ARE VIEWED FROM OUTSIDE.
3. ALL DIMENSIONS TO BE VERIFIED ON SITE BEFORE FABRICATION.

LEGEND :
- X1 / X001 – DETAIL MARK NO. / REFER SHEET NO.
1. F.F.L. --FINISHED FLOOR LEVEL
2. S.F.L. --STRUCTURAL FLOOR LEVEL
3. (/R) --REVERSED DETAIL

NO.	DATE	REVISED	BY
E	17/01/2019	GENERAL REVISED	
D	22/12/2018	GENERAL REVISED	
C	04/12/2018	GENERAL REVISED	
B	24/11/2018	GENERAL REVISED	
A	10/9/2018	GENERAL REVISED	

JOB NO. : J-837

PROJECT :
URA KWUN TONG TOWN CENTRE REDEVELOPMENT (AREA 2 & 3) AT NKIL 6514, KWUN TONG, KWLOON

TITLE :
PART ELEVATION OF CURTAIN WALL AT TOWER 2

DATE : 04-JUL-18 | SCALE : 1:60 (A1)

DRAWN BY : ASING | CHECKED BY : -

美特鋁質有限公司
MIDI ALUMINIUM FABRICATOR LTD.
Units 6-8, Sunray Industrial Centre, 1/F
610 Cha Kwo Ling Road, Kowloon
Tel:23489211-4 Fax:(852)27727666

DWG NO. : J837-CW-2210 | REV. : E

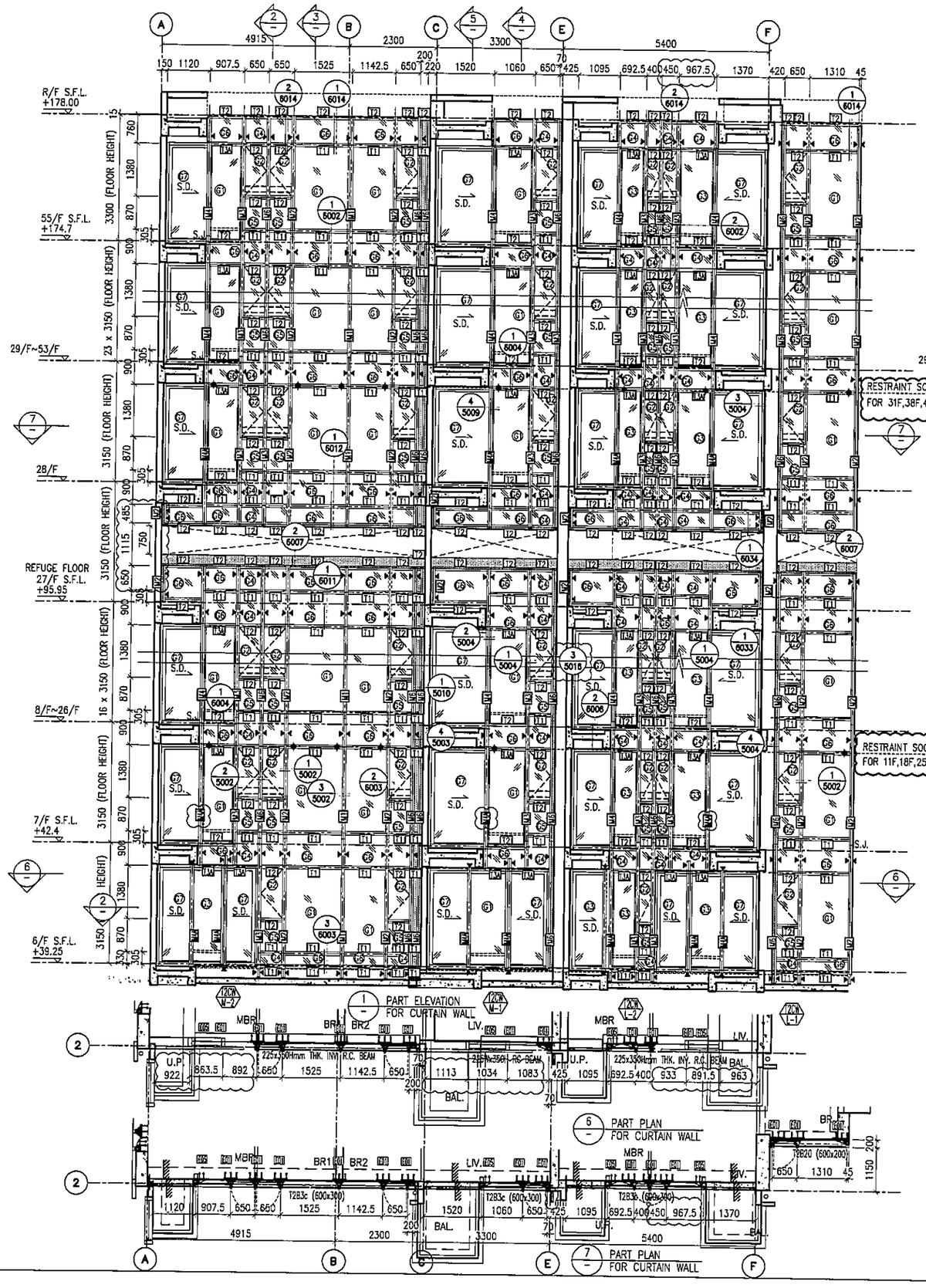

1 PART ELEVATION FOR CURTAIN WALL

6 PART PLAN FOR CURTAIN WALL

7 PART PLAN FOR CURTAIN WALL

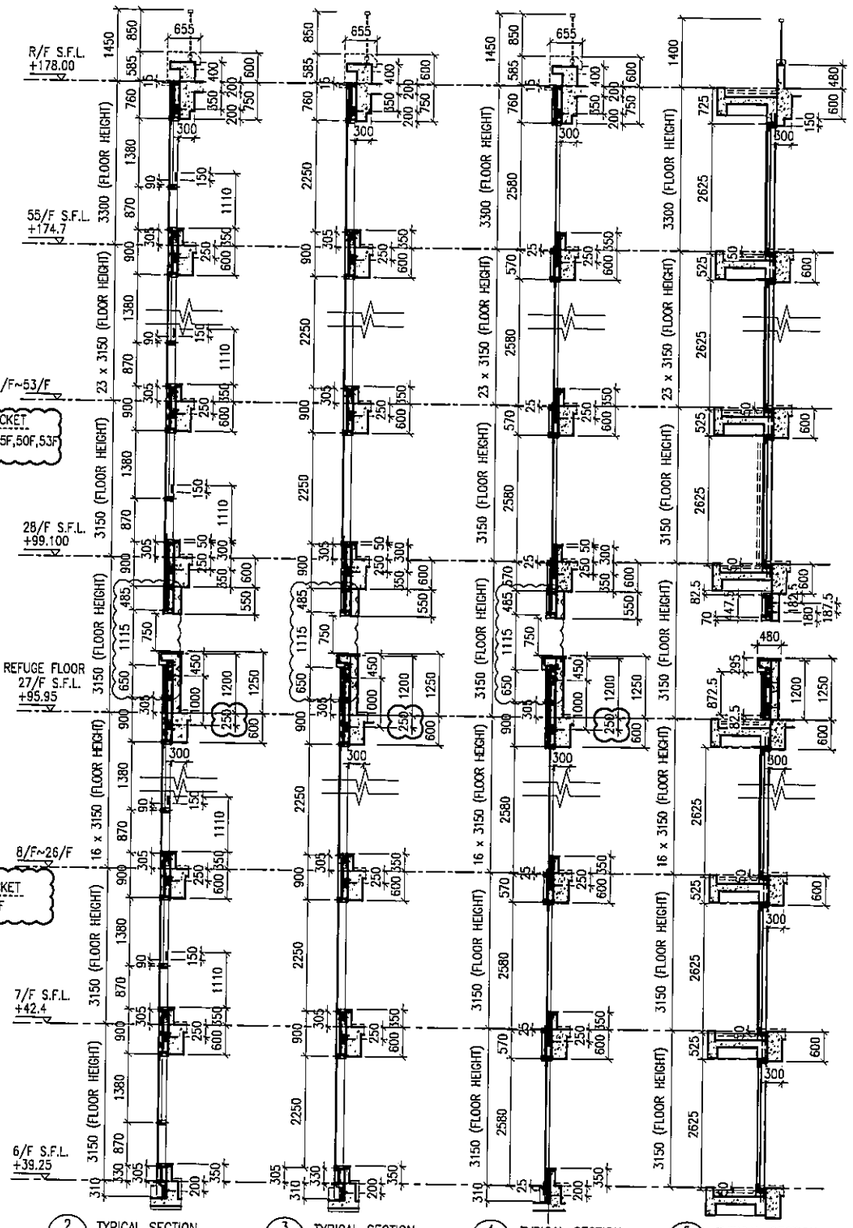

2 TYPICAL SECTION FOR CURTAIN WALL

3 TYPICAL SECTION FOR CURTAIN WALL

4 TYPICAL SECTION FOR CURTAIN WALL

5 TYPICAL SECTION FOR CURTAIN WALL

LEGEND:

- 10 mm THK. TEMPERED BLUE TINTED GLASS (OUTER) + 9 mm AIR SPACE + 8 mm THK. TEMPERED CLEAR GLASS (INNER)
- 8 mm THK. HEAT STRENGTHENED TINTED GLASS (OUTER)+ 9 mm AIR SPACE + 8 mm THK. HEAT STRENGTHENED CLEAR GLASS (INNER)
- 10 mm THK. HEAT STRENGTHENED BLUE TINTED GLASS (OUTER)+ 9 mm AIR SPACE + 8 mm THK. TEMPERED CLEAR GLASS (INNER)
- 8 mm THK. HEAT STRENGTHENED BLUE TINTED GLASS (SPANDREL GLASS)
- 8 mm THK. HEAT STRENGTHENED BLUE TINTED GLASS (OUTER)+ 9 mm AIR SPACE + 8 mm THK. TEMPERED CLEAR GLASS (INNER)
- 8 mm THK. TEMPERED BLUE TINTED GLASS (SPANDREL GLASS)
- 8 mm THK. HEAT STRENGTHENED TINTED GLASS (OUTER)+ 1.52PVB + 8 mm THK. HEAT STRENGTHENED CLEAR LAMINATED GLASS (INNER)
- 10 mm THK. TEMPERED GLASS (INTERNAL PROTECTIVE BARRIER)
- 3 mm THK. ALUM. CLADDING
- M.W. – MAINTENANCE WINDOW
- S.J. – STACK JOINT
- AE01 – ALUM. EXTRUSION DIE NO.
- ▲ – SUPPORT POINT
- ✦ – RESTRAINT SOCKET

B.D. REF :

CLIENT :
信和置業有限公司
Sino Land Company Limited

ARCHITECT :
WONG TUNG & PARTNERS LIMITED
ARCHITECTS & PLANNERS

MAIN CONTRACTOR :
CR Construction Company Limited

STRUCTURAL ENGINEER :
AECOM

FACADE CONSULTANT:
AECOM

NOTE :
1. ALL DIMENSIONS ARE IN mm.
2. ALL ELEVATIONS ARE VIEWED FROM OUTSIDE.
3. ALL DIMENSIONS TO BE VERIFIED ON SITE BEFORE FABRICATION.

LEGEND :
- X1 / X001 – DETAIL MARK NO. / REFER SHEET NO.
1. F.F.L. --FINISHED FLOOR LEVEL
2. S.F.L. --STRUCTURAL FLOOR LEVEL
3. (R) --REVERSED DETAIL

NO.	DATE	REVISED	BY
E	17/01/2019	GENERAL REVISED	
D	22/12/2018	GENERAL REVISED	
C	04/12/2018	GENERAL REVISED	
B	24/11/2018	GENERAL REVISED	
A	10/9/2018	GENERAL REVISED	

JOB NO. : J-837

PROJECT :
URA KWUN TONG TOWN CENTRE REDEVELOPMENT (AREA 2 & 3) AT NKIL 6514, KWUN TONG, KWLOON

TITLE :
PART ELEVATION OF CURTAIN WALL AT TOWER 2

DATE : 04-JUL-18 | SCALE : 1:60 (A1)

DRAWN BY : ASING | CHECKED BY : –

美特鋁質有限公司
MIDI ALUMINIUM FABRICATOR LTD.
Units 6-8, Sunray Industrial Centre, 1/F
610 Cha Kwo Ling Road, Kowloon
Tel:23489211-4 Fax:(852)27727666

DWG NO. : J837-CW-2211 | REV. : E

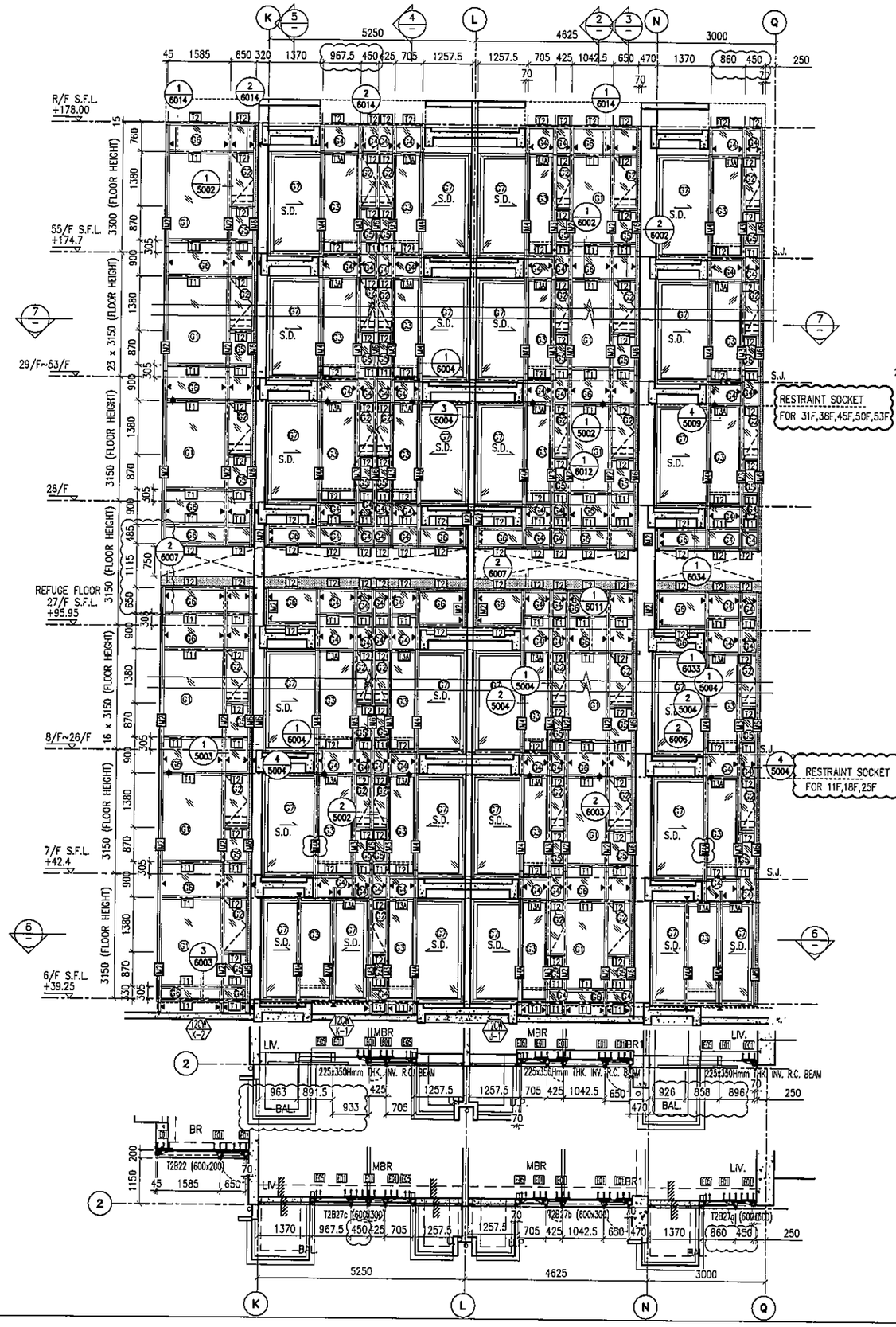

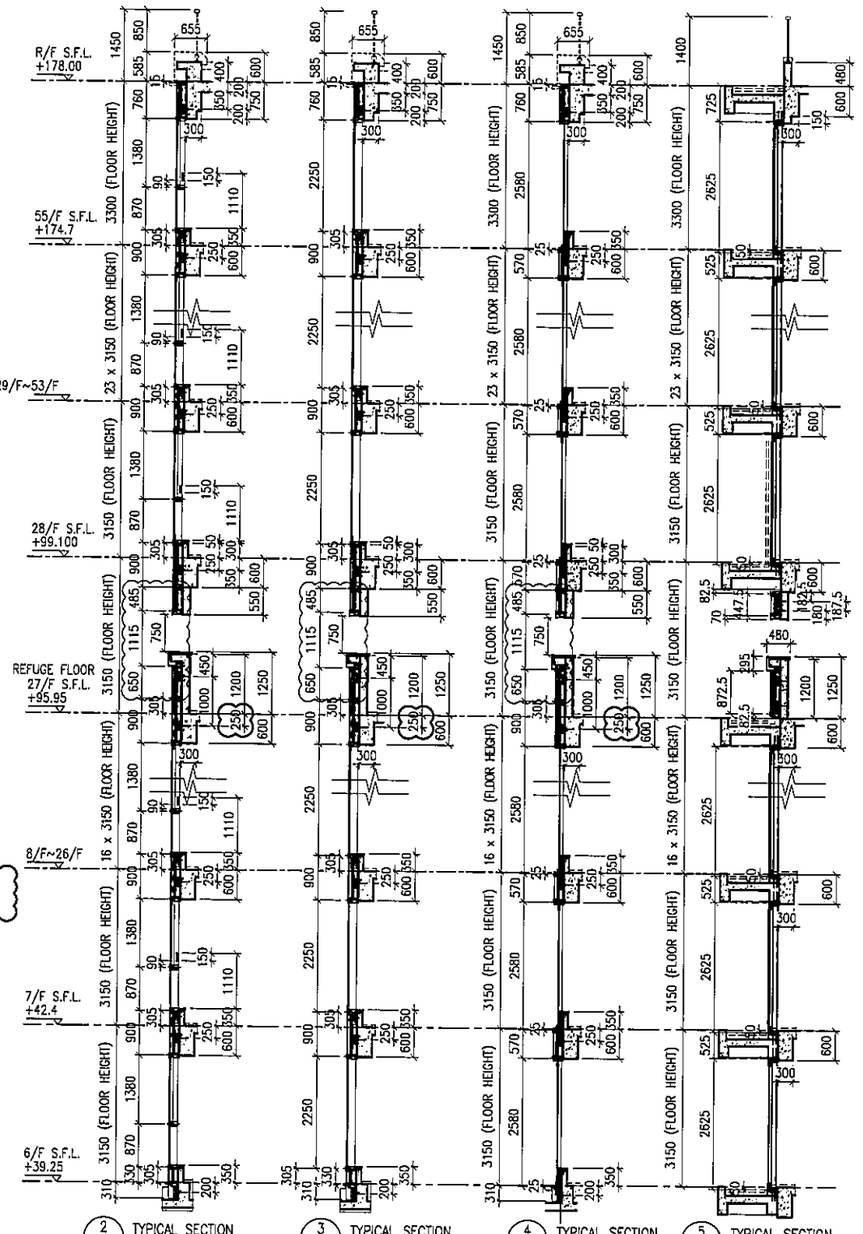

2 TYPICAL SECTION FOR CURTAIN WALL

3 TYPICAL SECTION FOR CURTAIN WALL

4 TYPICAL SECTION FOR CURTAIN WALL

5 TYPICAL SECTION FOR CURTAIN WALL

LEGEND:

- 10 mm THK. TEMPERED BLUE TINTED GLASS (OUTER) + 9 mm AIR SPACE + 8 mm THK. TEMPERED CLEAR GLASS (INNER)
- 8 mm THK. HEAT STRENGTHENED TINTED GLASS (OUTER)+ 9 mm AIR SPACE + 8 mm THK. HEAT STRENGTHENED CLEAR GLASS (INNER)
- 10 mm THK. HEAT STRENGTHENED BLUE TINTED GLASS (OUTER)+ 9 mm AIR SPACE + 8 mm THK. TEMPERED CLEAR GLASS (INNER)
- 8 mm THK. HEAT STRENGTHENED BLUE TINTED GLASS (SPANDREL GLASS)
- 8 mm THK. HEAT STRENGTHENED BLUE TINTED GLASS (OUTER)+ 9 mm AIR SPACE + 8 mm THK. TEMPERED CLEAR GLASS (INNER)
- 8 mm THK. TEMPERED BLUE TINTED GLASS (SPANDREL GLASS)
- 8 mm THK. HEAT STRENGTHENED TINTED GLASS (OUTER)+ 1.52PVB + 8 mm THK. HEAT STRENGTHENED CLEAR LAMINATED GLASS (INNER)
- 10 mm THK. TEMPERED GLASS (INTERNAL PROTECTIVE BARRIER)
- 3 mm THK. ALUM. CLADDING
- M.W. – MAINTENANCE WINDOW
- S.J. – STACK JOINT
- AE01 – ALUM. EXTRUSION DIE NO.
- ▲ – SUPPORT POINT
- ✦ – RESTRAINT SOCKET

B.D. REF :

CLIENT :
信和置業有限公司
Sino Land Company Limited

ARCHITECT :
WONG TUNG & PARTNERS LIMITED
ARCHITECTS & PLANNERS

MAIN CONTRACTOR :
CR Construction Company Limited

STRUCTURAL ENGINEER :
AECOM

FACADE CONSULTANT:
AECOM

NOTE :
1. ALL DIMENSIONS ARE IN mm.
2. ALL ELEVATIONS ARE VIEWED FROM OUTSIDE.
3. ALL DIMENSIONS TO BE VERIFIED ON SITE BEFORE FABRICATION.

LEGEND :
- X1 / X001 – DETAIL MARK NO. / REFER SHEET NO.
1. F.F.L. --FINISHED FLOOR LEVEL
2. S.F.L. --STRUCTURAL FLOOR LEVEL
3. (/S) --REVERSED DETAIL

NO.	DATE	REVISED	BY
E	17/01/2019	GENERAL REVISED	
D	22/12/2018	GENERAL REVISED	
C	04/12/2018	GENERAL REVISED	
B	24/11/2018	GENERAL REVISED	
A	10/9/2018	GENERAL REVISED	

JOB NO. : J-837

PROJECT :
URA KWUN TONG TOWN CENTRE REDEVELOPMENT (AREA 2 & 3) AT NKIL 6514, KWUN TONG, KWLOON

TITLE :
PART ELEVATION OF CURTAIN WALL AT TOWER 2

DATE : 04-JUL-18 | SCALE : 1:60 (A1)

DRAWN BY : ASING | CHECKED BY : –

美特鋁質有限公司
MIDI ALUMINIUM FABRICATOR LTD.
Units 6-8, Sunray Industrial Centre, 1/F
610 Cha Kwo Ling Road, Kowloon
Tel:23489211-4 Fax:(852)27727666

DWG NO. : J837-CW-2212 | REV. : E

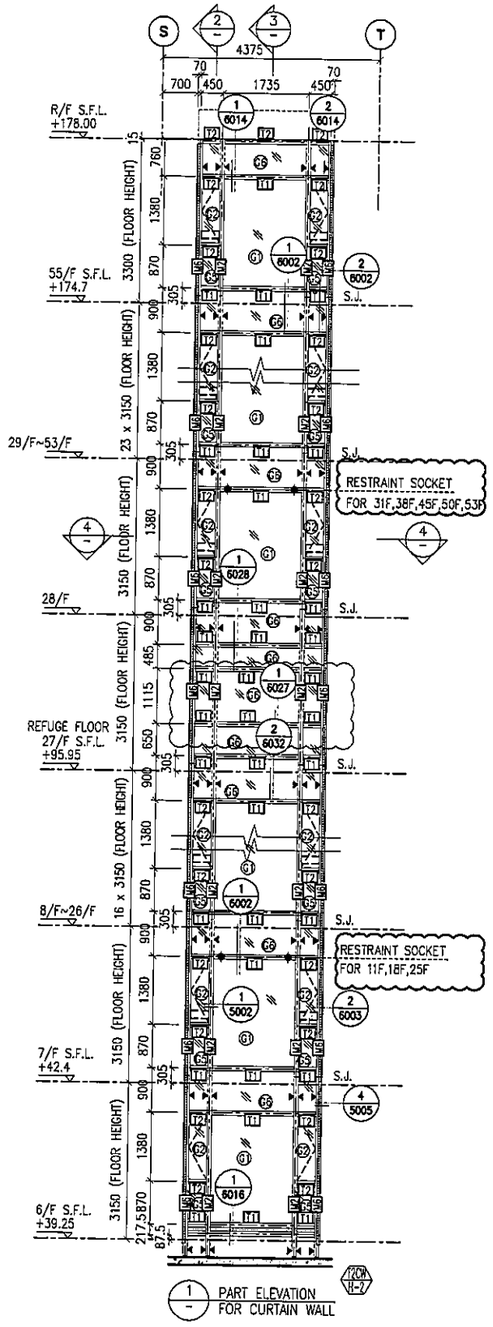

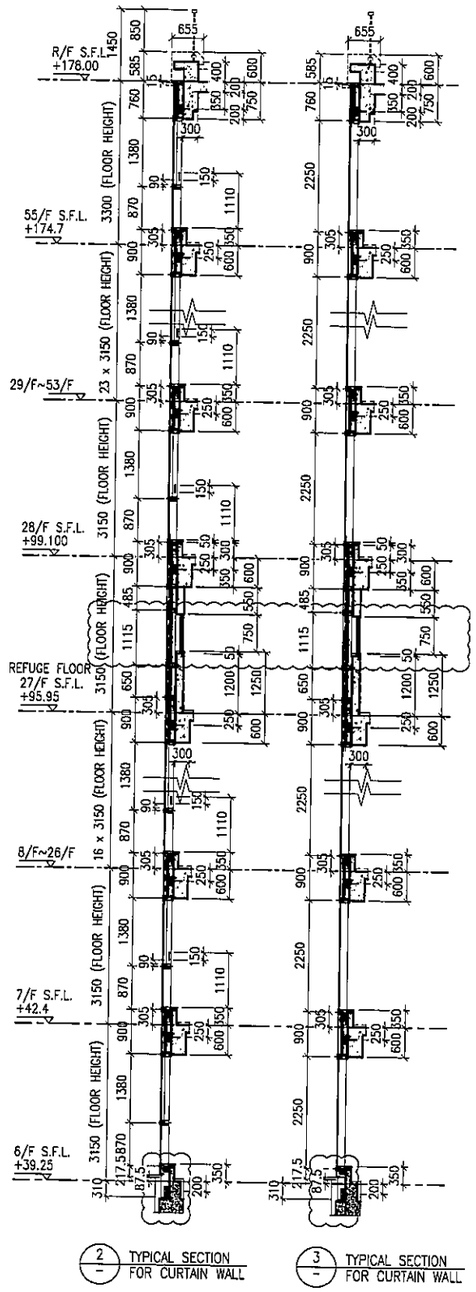

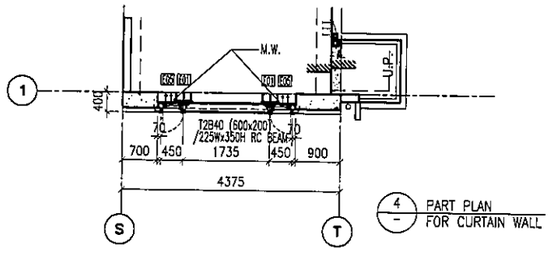

LEGEND:

- 61 – 10 mm THK. TEMPERED BLUE TINTED GLASS (OUTER) + 9 mm AIR SPACE + 8 mm THK. TEMPERED CLEAR GLASS (INNER)
- 62 – 8 mm THK. HEAT STRENGTHENED TINTED GLASS (OUTER)+ 9 mm AIR SPACE + 8 mm THK. HEAT STRENGTHENED CLEAR GLASS (INNER)
- 63 – 10 mm THK. HEAT STRENGTHENED BLUE TINTED GLASS (OUTER)+ 9 mm AIR SPACE + 8 mm THK. TEMPERED CLEAR GLASS (INNER)
- 64 – 8 mm THK. HEAT STRENGTHENED BLUE TINTED GLASS (SPANDREL GLASS)
- 65 – 8 mm THK. HEAT STRENGTHENED BLUE TINTED GLASS (OUTER)+ 9 mm AIR SPACE + 8 mm THK. TEMPERED CLEAR GLASS (INNER)
- 66 – 8 mm THK. TEMPERED BLUE TINTED GLASS (SPANDREL GLASS)
- 67 – 8 mm THK. HEAT STRENGTHENED TINTED GLASS (OUTER)+ 1.52PVB + 8 mm THK. HEAT STRENGTHENED CLEAR LAMINATED GLASS (INNER)
- 10 mm THK. TEMPERED GLASS (INTERNAL PROTECTIVE BARRIER)
- 3 mm THK. ALUM. CLADDING
- M.W. – MAINTENANCE WINDOW
- S.J. – STACK JOINT
- AE-01 – ALUM. EXTRUSION DIE NO.
- ▲ – SUPPORT POINT
- ✦ – RESTRAINT SOCKET

B.D. REF :

CLIENT :
信和置業有限公司
Sino Land Company Limited

ARCHITECT :
WONG TUNG & PARTNERS LIMITED
ARCHITECTS & PLANNERS

MAIN CONTRACTOR :
CR Construction Company Limited

STRUCTURAL ENGINEER :
AECOM

FACADE CONSULTANT:
AECOM

NOTE :
1. ALL DIMENSIONS ARE IN mm.
2. ALL ELEVATIONS ARE VIEWED FROM OUTSIDE.
3. ALL DIMENSIONS TO BE VERIFIED ON SITE BEFORE FABRICATION.

LEGEND :
- X1 / X001 – DETAIL MARK NO. / REFER SHEET NO.
1. F.F.L. --FINISHED FLOOR LEVEL
2. S.F.L. --STRUCTURAL FLOOR LEVEL
3. (/R) --REVERSED DETAIL

NO.	DATE	REVISED	BY
E	17/01/2019	GENERAL REVISED	
D	22/12/2018	GENERAL REVISED	
C	04/12/2018	GENERAL REVISED	
B	24/11/2018	GENERAL REVISED	
A	10/9/2018	GENERAL REVISED	

JOB NO. : J-837

PROJECT :
URA KWUN TONG TOWN CENTRE REDEVELOPMENT (AREA 2 & 3) AT NKIL 6514, KWUN TONG, KWLOON

TITLE :
PART ELEVATION OF CURTAIN WALL AT TOWER 2

DATE : 04-JUL-18 | SCALE : 1:60 (A1)

DRAWN BY : ASING | CHECKED BY : –

美特鋁製有限公司
MIDI ALUMINIUM FABRICATOR LTD.
Units 6-8, Sunray Industrial Centre, 1/F
510 Cha Kwo Ling Road, Kowloon
Tel:23489211-4 Fax:(852)27727666

DWG NO. : J837-CW-2213 | REV. : E

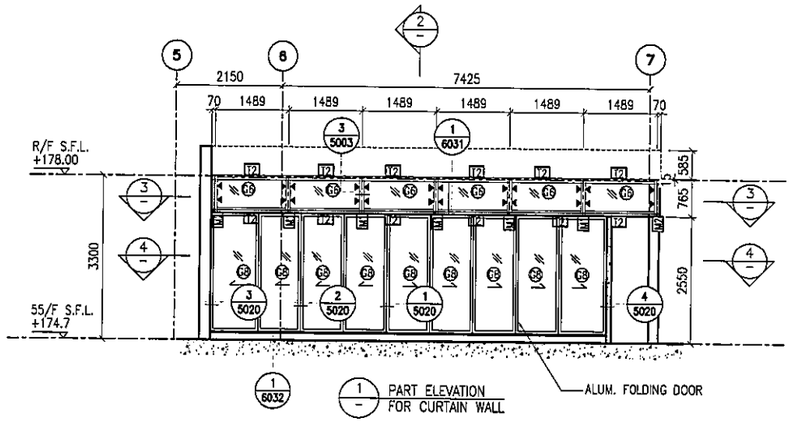

1 / – PART ELEVATION FOR CURTAIN WALL

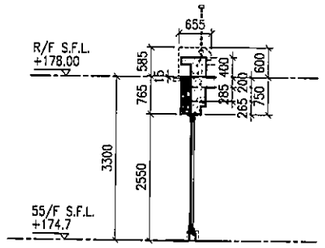

2 / – TYPICAL SECTION FOR CURTAIN WALL

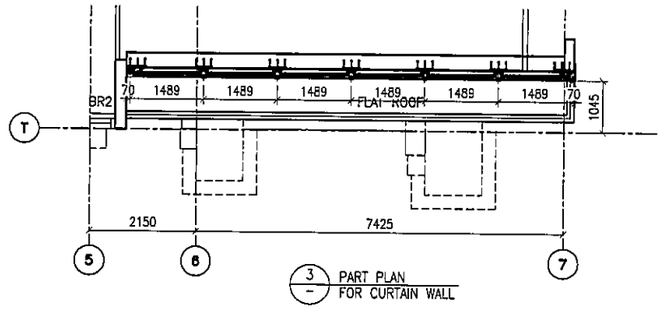

3 / – PART PLAN FOR CURTAIN WALL

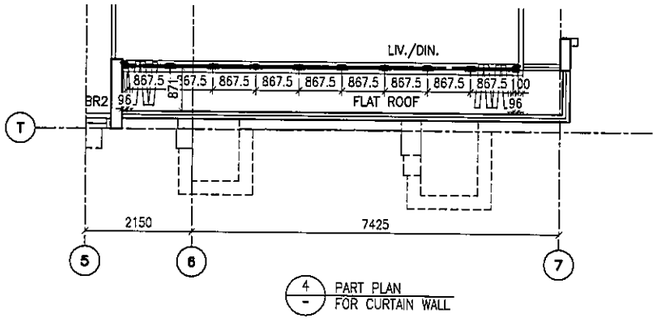

4 / – PART PLAN FOR CURTAIN WALL

LEGEND:

- 10 mm THK. TEMPERED BLUE TINTED GLASS (OUTER) + 9 mm AIR SPACE + 8 mm THK. TEMPERED CLEAR GLASS (INNER)
- 8 mm THK. HEAT STRENGTHENED TINTED GLASS (OUTER)+ 9 mm AIR SPACE + 8 mm THK. HEAT STRENGTHENED CLEAR GLASS (INNER)
- 10 mm THK. HEAT STRENGTHENED BLUE TINTED GLASS (OUTER)+ 9 mm AIR SPACE + 8 mm THK. TEMPERED CLEAR GLASS (INNER)
- 8 mm THK. HEAT STRENGTHENED BLUE TINTED GLASS (SPANDREL GLASS)
- 8 mm THK. HEAT STRENGTHENED BLUE TINTED GLASS (OUTER)+ 9 mm AIR SPACE + 8 mm THK. TEMPERED CLEAR GLASS (INNER)
- 8 mm THK. TEMPERED BLUE TINTED GLASS (SPANDREL GLASS)
- 10 mm THK. TEMPERED BLUE TINTED GLASS (OUTER)+ 12 mm AIR SPACE + 8 mm THK. TEMPERED CLEAR GLASS (INNER)
- 10 mm THK. TEMPERED GLASS (INTERNAL PROTECTIVE BARRIER)
- 3 mm THK. ALUM. CLADDING
- M.W. – MAINTENANCE WINDOW
- S.J. – STACK JOINT
- AE01 – ALUM. EXTRUSION DIE NO.
- ▲ – SUPPORT POINT
- ✦ – RESTRAINT SOCKET

B.D. REF :

CLIENT :
信和置業有限公司
Sino Land Company Limited

ARCHITECT :
WONG TUNG & PARTNERS LIMITED
ARCHITECTS & PLANNERS

MAIN CONTRACTOR :
CR Construction Company Limited

STRUCTURAL ENGINEER :
AECOM

FACADE CONSULTANT:
AECOM

NOTE :
1. ALL DIMENSIONS ARE IN mm.
2. ALL ELEVATIONS ARE VIEWED FROM OUTSIDE.
3. ALL DIMENSIONS TO BE VERIFIED ON SITE BEFORE FABRICATION.

LEGEND :
X1 / X001 — DETAIL MARK NO. / REFER SHEET NO.
1. F.F.L. --FINISHED FLOOR LEVEL
2. S.F.L. --STRUCTURAL FLOOR LEVEL
3. /R --REVERSED DETAIL

NO.	DATE	REVISED	BY

JOB NO. : J-837

PROJECT :
URA KWUN TONG TOWN CENTRE
REDEVELOPMENT (AREA 2 & 3) AT
NKIL 6514, KWUN TONG, KWLOON

TITLE :
PART ELEVATION
OF CURTAIN WALL
AT TOWER 2

DATE : 18-FEB-19	SCALE : 1:60 (A1)
DRAWN BY : ASING	CHECKED BY : -

美特鋁質有限公司
MIDI ALUMINIUM FABRICATOR LTD.
Units 6-8, Sunray Industrial Centre, 1/F
610 Cha Kwo Ling Road, Kowloon
Tel:23489211-4 Fax:(852)27727666

DWG NO. : J837-CW-2214 REV. : -

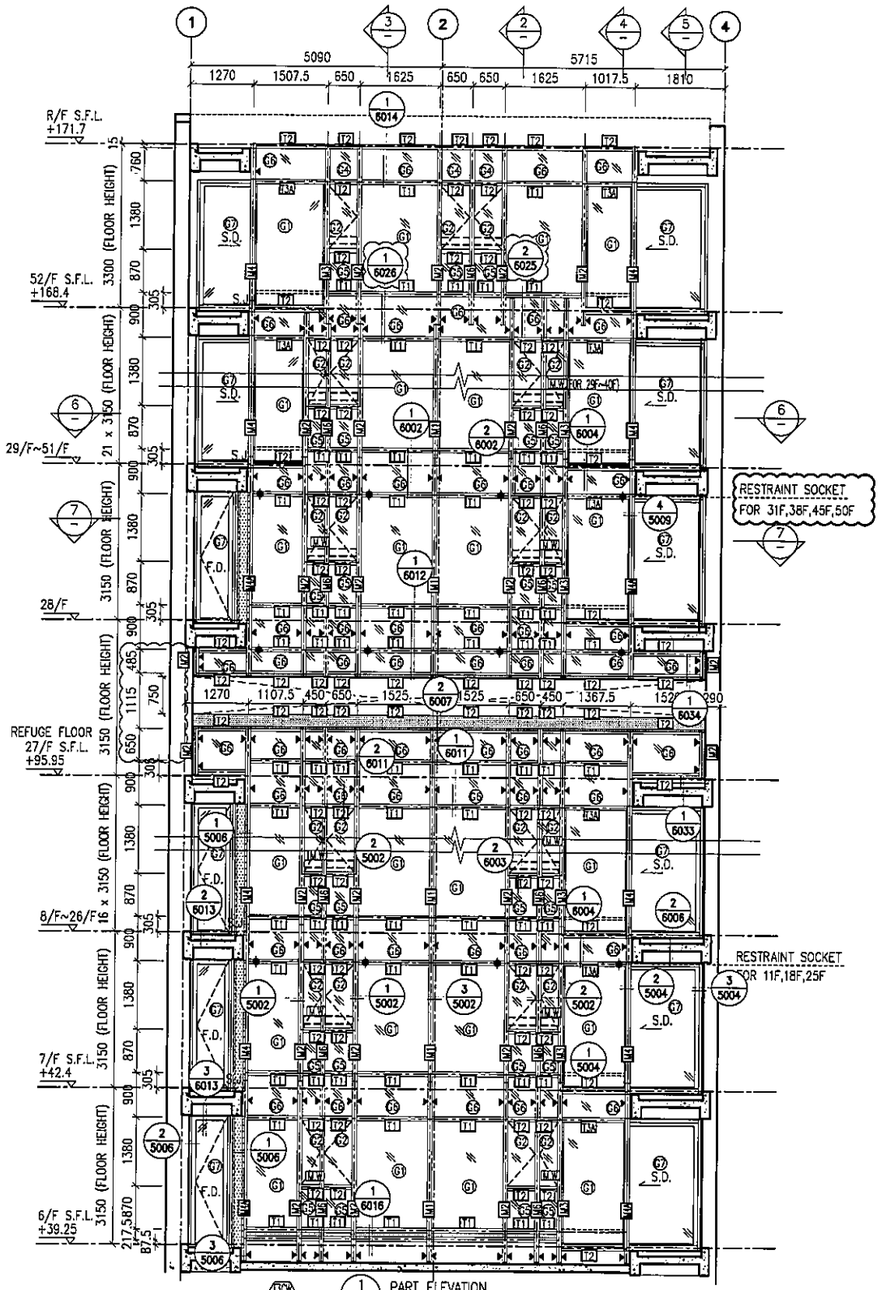

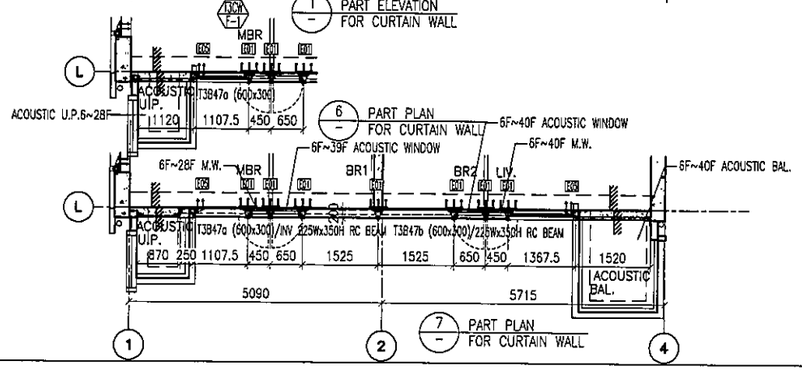

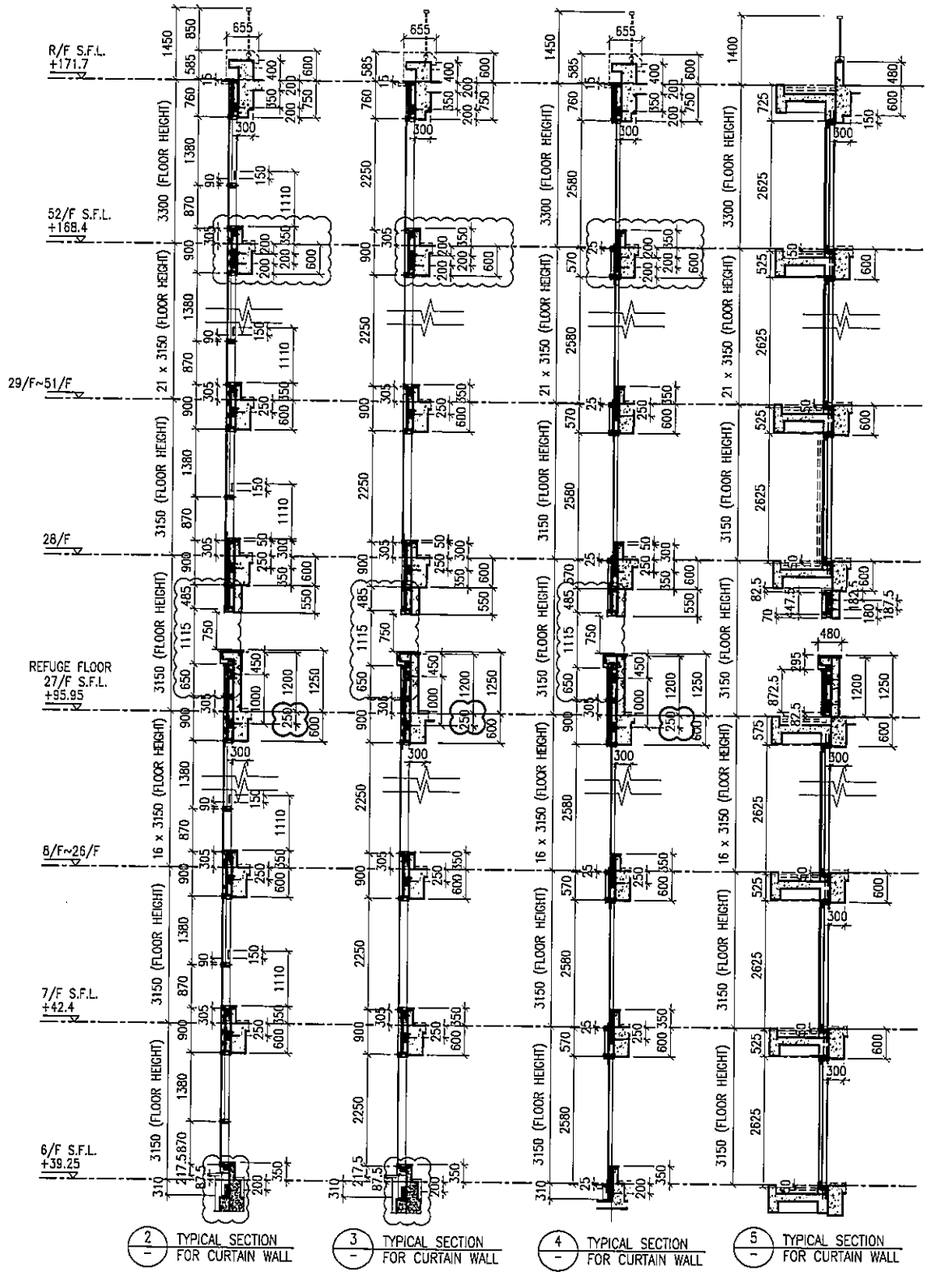

LEGEND:

- 61 – 10 mm THK. TEMPERED BLUE TINTED GLASS (OUTER) + 9 mm AIR SPACE + 8 mm THK. TEMPERED CLEAR GLASS (INNER)
- 62 – 8 mm THK. HEAT STRENGTHENED TINTED GLASS (OUTER)+ 9 mm AIR SPACE + 8 mm THK. HEAT STRENGTHENED CLEAR GLASS (INNER)
- 63 – 10 mm THK. HEAT STRENGTHENED BLUE TINTED GLASS (OUTER)+ 9 mm AIR SPACE + 8 mm THK. TEMPERED CLEAR GLASS (INNER)
- 64 – 8 mm THK. HEAT STRENGTHENED BLUE TINTED GLASS (SPANDREL GLASS)
- 65 – 8 mm THK. TEMPERED BLUE TINTED GLASS (SPANDREL GLASS)
- 67 – 8 mm THK. HEAT STRENGTHENED TINTED GLASS (OUTER)+ 1.52PVB + 8 mm THK. HEAT STRENGTHENED CLEAR LAMINATED GLASS (INNER) 10 mm THK. TEMPERED GLASS (INTERNAL PROTECTIVE BARRIER)
- 3 mm THK. ALUM. CLADDING
- M.W. – MAINTENANCE WINDOW
- S.J. – STACK JOINT
- AE01 – ALUM. EXTRUSION DIE NO.
- ▲ – SUPPORT POINT
- ◆ – RESTRAINT SOCKET

B.D. REF :

CLIENT :
信和置業有限公司
Sino Land Company Limited

ARCHITECT :
WONG TUNG & PARTNERS LIMITED
ARCHITECTS & PLANNERS

MAIN CONTRACTOR :
CR Construction Company Limited

STRUCTURAL ENGINEER :
AECOM

FACADE CONSULTANT:
AECOM

NOTE :
1. ALL DIMENSIONS ARE IN mm.
2. ALL ELEVATIONS ARE VIEWED FROM OUTSIDE.
3. ALL DIMENSIONS TO BE VERIFIED ON SITE BEFORE FABRICATION.

LEGEND :
- X1 / X001 – DETAIL MARK NO. / REFER SHEET NO.
1. F.F.L. --FINISHED FLOOR LEVEL
2. S.F.L. --STRUCTURAL FLOOR LEVEL
3. (R) --REVERSED DETAIL

NO.	DATE	REVISED	BY
E	17/01/2019	GENERAL REVISED	
D	22/12/2018	GENERAL REVISED	
C	04/12/2018	GENERAL REVISED	
B	24/11/2018	GENERAL REVISED	
A	10/9/2018	GENERAL REVISED	

JOB NO. : J-837

PROJECT :
URA KWUN TONG TOWN CENTRE REDEVELOPMENT (AREA 2 & 3) AT NKIL 6514, KWUN TONG, KWLOON

TITLE :
PART ELEVATION OF CURTAIN WALL AT TOWER 3

DATE : 04-JUL-18 | SCALE : 1:60 (A1)

DRAWN BY : ASING | CHECKED BY : –

美特鋁質有限公司
MIDI ALUMINIUM FABRICATOR LTD.
Units 6-8, Sunray Industrial Centre, 1/F
610 Cha Kwo Ling Road, Kowloon
Tel:23489211-4 Fax:(852)27727666

DWG NO. : J837-CW-2301 | REV. : E

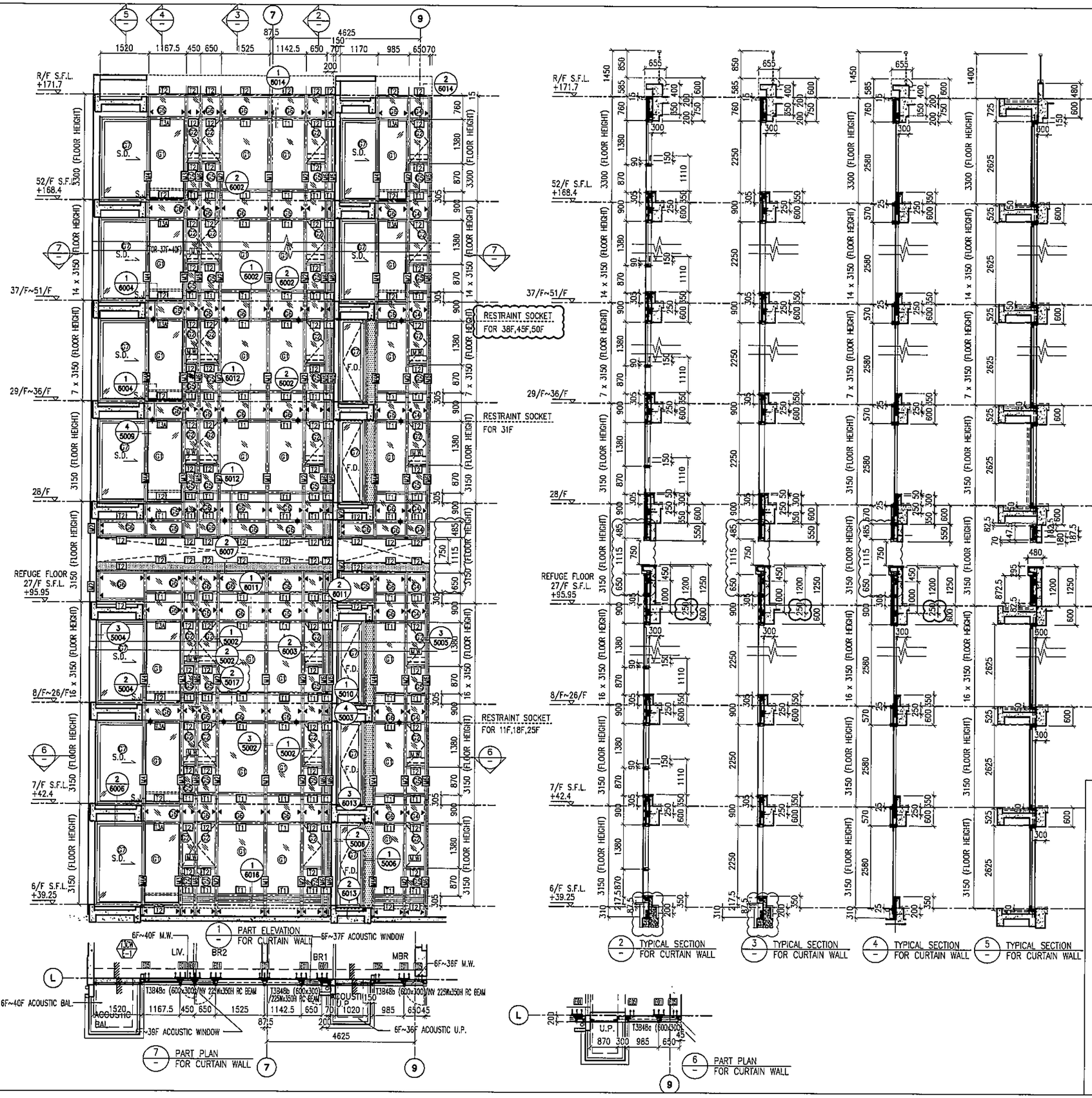

B.D. REF :

CLIENT :
信和置業有限公司
Sino Land Company Limited

ARCHITECT :
WONG TUNG & PARTNERS LIMITED
ARCHITECTS & PLANNERS

MAIN CONTRACTOR :
CR Construction Company Limited

STRUCTURAL ENGINEER :
AECOM

FACADE CONSULTANT:
AECOM

NOTE :
1. ALL DIMENSIONS ARE IN mm.
2. ALL ELEVATIONS ARE VIEWED FROM OUTSIDE.
3. ALL DIMENSIONS TO BE VERIFIED ON SITE BEFORE FABRICATION.

LEGEND :
X1 — DETAIL MARK NO.
X001 — REFER SHEET NO.
1. F.F.L. --FINISHED FLOOR LEVEL
2. S.F.L. --STRUCTURAL FLOOR LEVEL
3. /R --REVERSED DETAIL

LEGEND:
G1 – 10 mm THK. TEMPERED BLUE TINTED GLASS (OUTER) + 9 mm AIR SPACE + 8 mm THK. TEMPERED CLEAR GLASS (INNER)
G2 – 8 mm THK. HEAT STRENGTHENED TINTED GLASS (OUTER)+ 9 mm AIR SPACE + 8 mm THK. HEAT STRENGTHENED CLEAR GLASS (INNER)
G3 – 10 mm THK. HEAT STRENGTHENED BLUE TINTED GLASS (OUTER)+ 9 mm AIR SPACE + 8 mm THK. TEMPERED CLEAR GLASS (INNER)
G4 – 8 mm THK. HEAT STRENGTHENED BLUE TINTED GLASS (SPANDREL GLASS)
G5 – 8 mm THK. HEAT STRENGTHENED BLUE TINTED GLASS (OUTER)+ 9 mm AIR SPACE + 8 mm THK. TEMPERED CLEAR GLASS (INNER)
G6 – 8 mm THK. TEMPERED BLUE TINTED GLASS (SPANDREL GLASS)
G7 – 8 mm THK. HEAT STRENGTHENED TINTED GLASS (OUTER)+ 1.52PVB + 8 mm THK. HEAT STRENGTHENED CLEAR LAMINATED GLASS (INNER)
10 mm THK. TEMPERED GLASS (INTERNAL PROTECTIVE BARRIER)
– 3 mm THK. ALUM. CLADDING
M.W. – MAINTENANCE WINDOW
S.J. – STACK JOINT
AE01 – ALUM. EXTRUSION DIE NO.
▲ – SUPPORT POINT
✦ – RESTRAINT SOCKET

NO.	DATE	REVISED	BY
E	17/01/2019	GENERAL REVISED	
D	22/12/2018	GENERAL REVISED	
C	04/12/2018	GENERAL REVISED	
B	24/11/2018	GENERAL REVISED	
A	10/9/2018	GENERAL REVISED	

JOB NO. : J-837

PROJECT :
URA KWUN TONG TOWN CENTRE REDEVELOPMENT (AREA 2 & 3) AT NKIL 6514, KWUN TONG, KWLOON

TITLE :
PART ELEVATION OF CURTAIN WALL AT TOWER 3

DATE : 04-JUL-18 | SCALE : 1:60 (A1)

DRAWN BY : ASING | CHECKED BY : –

美特鋁質有限公司
MIDI ALUMINIUM FABRICATOR LTD.
Units 6-8, Sunray Industrial Centre, 1/F
610 Cha Kwo Ling Road, Kowloon
Tel:23489211-4 Fax:(852)27727666

DWG NO. : J837-CW-2302 | REV. : E

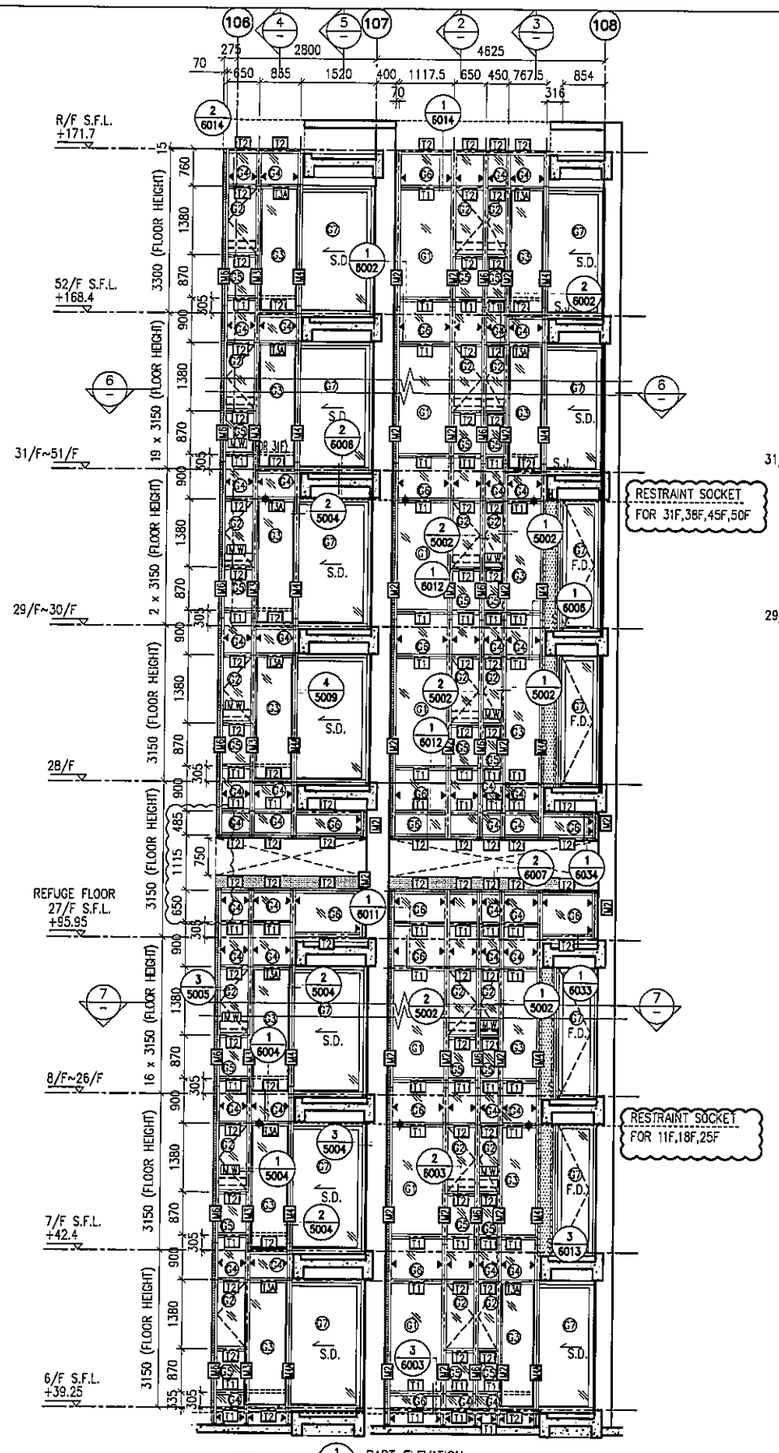

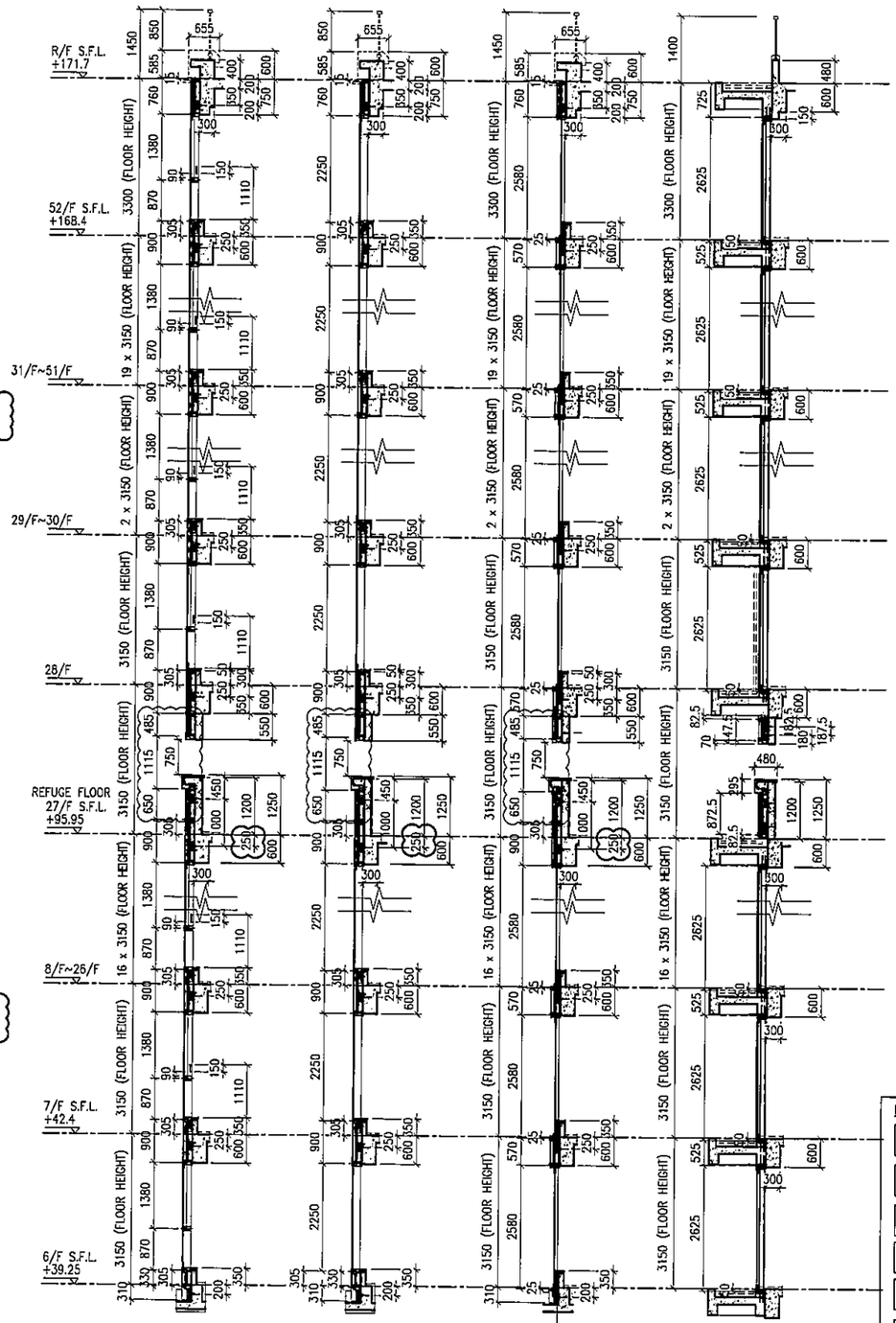

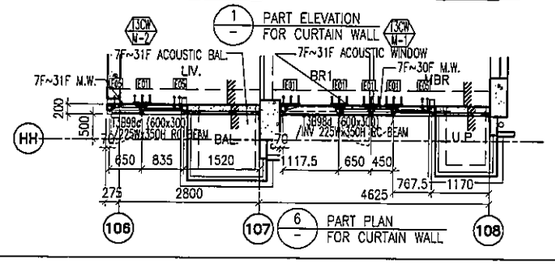

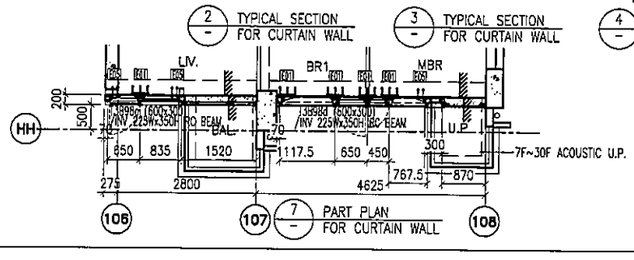

LEGEND:

- 10 mm THK. TEMPERED BLUE TINTED GLASS (OUTER) + 9 mm AIR SPACE + 8 mm THK. TEMPERED CLEAR GLASS (INNER)
- 8 mm THK. HEAT STRENGTHENED TINTED GLASS (OUTER)+ 9 mm AIR SPACE + 8 mm THK. HEAT STRENGTHENED CLEAR GLASS (INNER)
- 10 mm THK. HEAT STRENGTHENED BLUE TINTED GLASS (OUTER)+ 9 mm AIR SPACE + 8 mm THK. TEMPERED CLEAR GLASS (INNER)
- 8 mm THK. HEAT STRENGTHENED BLUE TINTED GLASS (SPANDREL GLASS)
- 8 mm THK. HEAT STRENGTHENED BLUE TINTED GLASS (OUTER)+ 9 mm AIR SPACE + 8 mm THK. TEMPERED CLEAR GLASS (INNER)
- 8 mm THK. TEMPERED BLUE TINTED GLASS (SPANDREL GLASS)
- 8 mm THK. HEAT STRENGTHENED TINTED GLASS (OUTER)+ 1.52PVB + 8 mm THK. HEAT STRENGTHENED CLEAR LAMINATED GLASS (INNER)
- 10 mm THK. TEMPERED GLASS (INTERNAL PROTECTIVE BARRIER)
- 3 mm THK. ALUM. CLADDING
- M.W. – MAINTENANCE WINDOW
- S.J. – STACK JOINT
- AE01 – ALUM. EXTRUSION DIE NO.
- ▲ – SUPPORT POINT
- ◆ – RESTRAINT SOCKET

B.D. REF :

CLIENT :
信和置業有限公司
Sino Land Company Limited

ARCHITECT :
WONG TUNG & PARTNERS LIMITED
ARCHITECTS & PLANNERS

MAIN CONTRACTOR :
CR Construction Company Limited

STRUCTURAL ENGINEER :
AECOM

FACADE CONSULTANT:
AECOM

NOTE :
1. ALL DIMENSIONS ARE IN mm.
2. ALL ELEVATIONS ARE VIEWED FROM OUTSIDE.
3. ALL DIMENSIONS TO BE VERIFIED ON SITE BEFORE FABRICATION.

LEGEND :
- X1 / XDD1 — DETAIL MARK NO. / REFER SHEET NO.
1. F.F.L. --FINISHED FLOOR LEVEL
2. S.F.L. --STRUCTURAL FLOOR LEVEL
3. /R --REVERSED DETAIL

NO.	DATE	REVISED	BY
E	17/01/2019	GENERAL REVISED	
D	22/12/2018	GENERAL REVISED	
C	04/12/2018	GENERAL REVISED	
B	24/11/2018	GENERAL REVISED	
A	10/9/2018	GENERAL REVISED	

JOB NO. : J-837

PROJECT :
A URA KWUN TONG TOWN CENTRE REDEVELOPMENT (AREA 2 & 3) AT NKIL 6514, KWUN TONG, KWLOON

TITLE :
PART ELEVATION OF CURTAIN WALL AT TOWER 3

DATE : 04-JUL-18 | SCALE : 1:60 (A1)

DRAWN BY : ASING | CHECKED BY : –

美特鋁質有限公司
MIDI ALUMINIUM FABRICATOR LTD.
Units 6-8, Sunray Industrial Centre, 1/F
610 Cha Kwo Ling Road, Kowloon
Tel:23489211-4 Fax:(852)27727666

DWG NO. : J837-CW-2303 | REV. : E

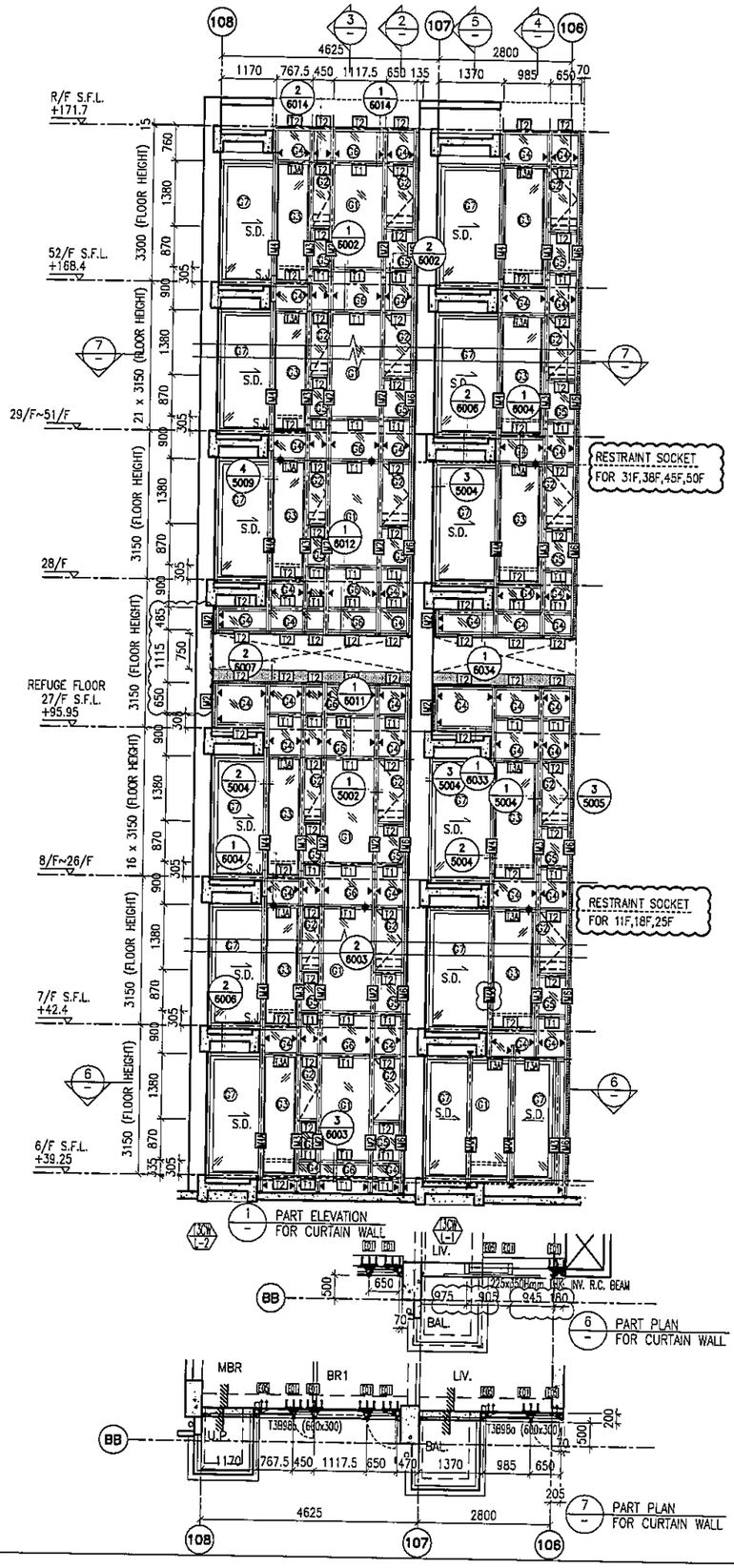

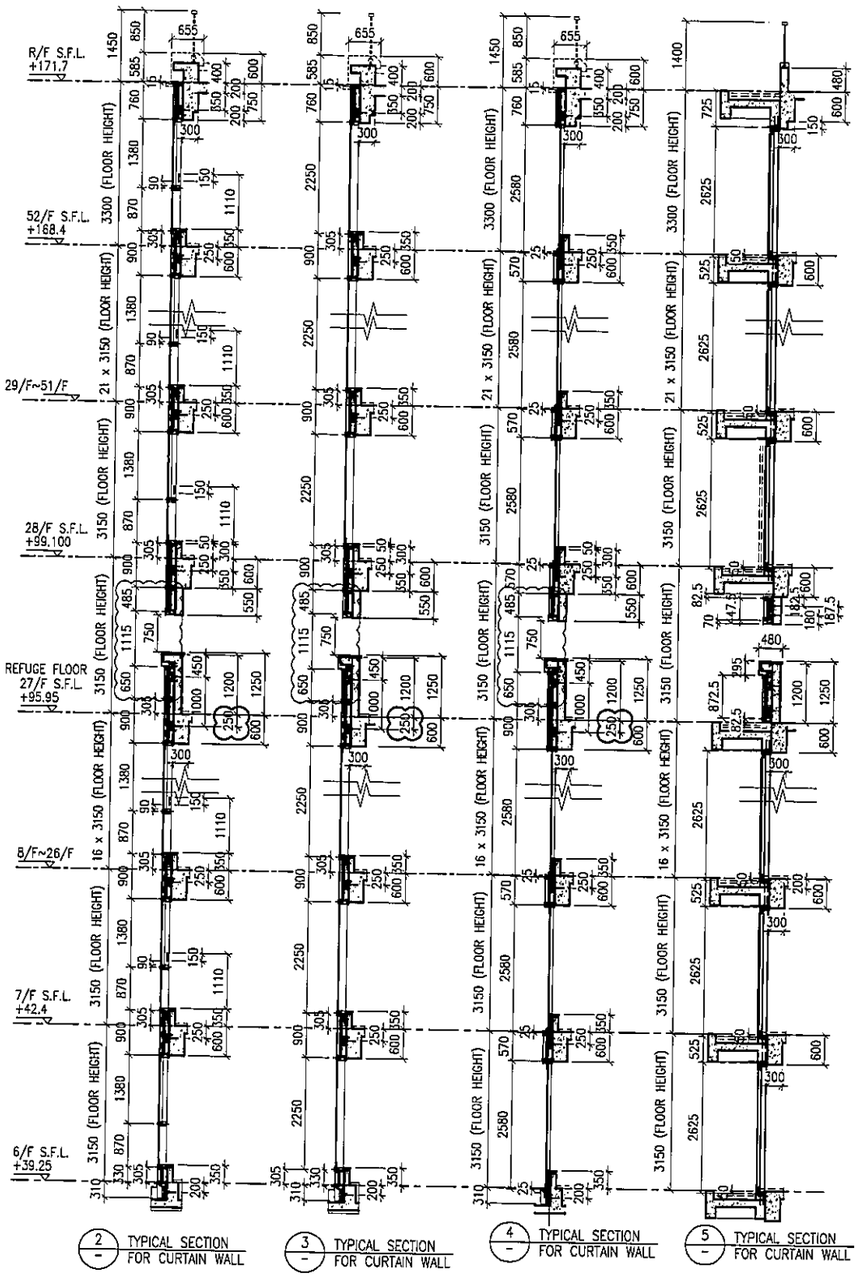

LEGEND:

- 10 mm THK. TEMPERED BLUE TINTED GLASS (OUTER) + 9 mm AIR SPACE + 8 mm THK. TEMPERED CLEAR GLASS (INNER)
- 8 mm THK. HEAT STRENGTHENED TINTED GLASS (OUTER)+ 9 mm AIR SPACE + 8 mm THK. HEAT STRENGTHENED CLEAR GLASS (INNER)
- 10 mm THK. HEAT STRENGTHENED BLUE TINTED GLASS (OUTER)+ 9 mm AIR SPACE + 8 mm THK. TEMPERED CLEAR GLASS (INNER)
- 8 mm THK. HEAT STRENGTHENED BLUE TINTED GLASS (SPANDREL GLASS)
- 8 mm THK. HEAT STRENGTHENED BLUE TINTED GLASS (OUTER)+ 9 mm AIR SPACE + 8 mm THK. TEMPERED CLEAR GLASS (INNER)
- 8 mm THK. TEMPERED BLUE TINTED GLASS (SPANDREL GLASS)
- 8 mm THK. HEAT STRENGTHENED TINTED GLASS (OUTER)+ 1.52PVB + 8 mm THK. HEAT STRENGTHENED CLEAR LAMINATED GLASS (INNER)
- 10 mm THK. TEMPERED GLASS (INTERNAL PROTECTIVE BARRIER)
- 3 mm THK. ALUM. CLADDING
- M.W. – MAINTENANCE WINDOW
- S.J. – STACK JOINT
- AE01 – ALUM. EXTRUSION DIE NO.
- ▲ – SUPPORT POINT
- ◆ – RESTRAINT SOCKET

B.D. REF :

CLIENT :
信和置業有限公司
Sino Land Company Limited

ARCHITECT :
WONG TUNG & PARTNERS LIMITED
ARCHITECTS & PLANNERS

MAIN CONTRACTOR :
CR Construction Company Limited

STRUCTURAL ENGINEER :
AECOM

FACADE CONSULTANT:
AECOM

NOTE :
1. ALL DIMENSIONS ARE IN mm.
2. ALL ELEVATIONS ARE VIEWED FROM OUTSIDE.
3. ALL DIMENSIONS TO BE VERIFIED ON SITE BEFORE FABRICATION.

LEGEND :
X1 – DETAIL MARK NO.
X001 – REFER SHEET NO.
1. F.F.L. --FINISHED FLOOR LEVEL
2. S.F.L. --STRUCTURAL FLOOR LEVEL
3. (7R) --REVERSED DETAIL

NO.	DATE	REVISED	BY
E	17/01/2019	GENERAL REVISED	
D	22/12/2018	GENERAL REVISED	
C	04/12/2018	GENERAL REVISED	
B	24/11/2018	GENERAL REVISED	
A	10/9/2018	GENERAL REVISED	

JOB NO. : J-837

PROJECT :
URA KWUN TONG TOWN CENTRE REDEVELOPMENT (AREA 2 & 3) AT NKIL 6514, KWUN TONG, KWLOON

TITLE :
PART ELEVATION OF CURTAIN WALL AT TOWER 3

DATE : 04-JUL-18 | SCALE : 1:60 (A1)

DRAWN BY : ASING | CHECKED BY : -

美特鋁質有限公司
MIDI ALUMINIUM FABRICATOR LTD.
Units 6-8, Sunray Industrial Centre, 1/F
610 Cha Kwo Ling Road, Kowloon
Tel:23489211-4 Fax:(852)27727666

DWG NO. : J837-CW-2304 | REV. : E

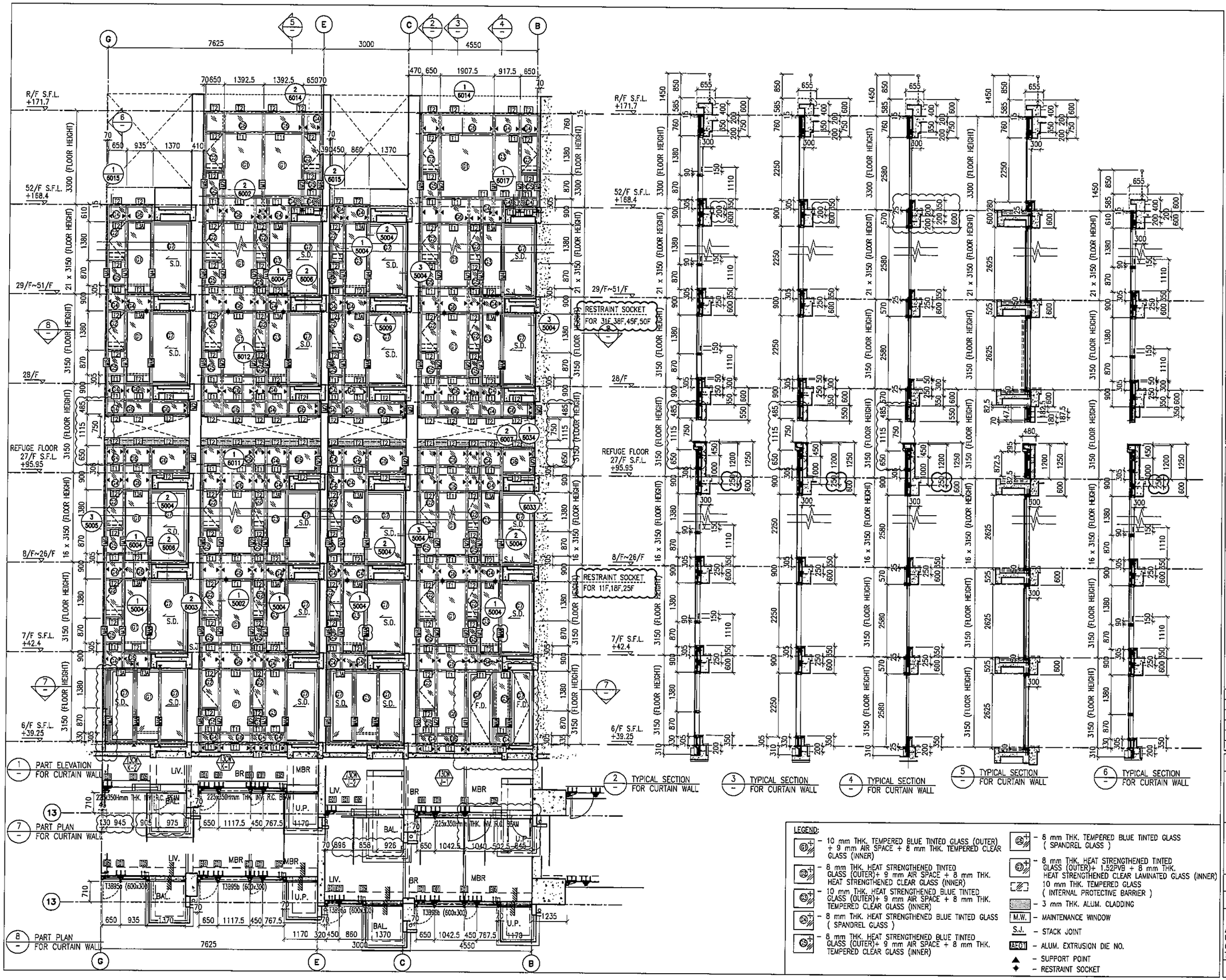

LEGEND:

- 61 – 10 mm THK. TEMPERED BLUE TINTED GLASS (OUTER) + 9 mm AIR SPACE + 8 mm THK. TEMPERED CLEAR GLASS (INNER)
- 62 – 8 mm THK. HEAT STRENGTHENED TINTED GLASS (OUTER)+ 9 mm AIR SPACE + 8 mm THK. HEAT STRENGTHENED CLEAR GLASS (INNER)
- 63 – 10 mm THK. HEAT STRENGTHENED BLUE TINTED GLASS (OUTER)+ 9 mm AIR SPACE + 8 mm THK. TEMPERED CLEAR GLASS (INNER)
- 64 – 8 mm THK. HEAT STRENGTHENED BLUE TINTED GLASS (SPANDREL GLASS)
- 65 – 8 mm THK. HEAT STRENGTHENED BLUE TINTED GLASS (OUTER)+ 9 mm AIR SPACE + 8 mm THK. TEMPERED CLEAR GLASS (INNER)
- 66 – 8 mm THK. TEMPERED BLUE TINTED GLASS (SPANDREL GLASS)
- 67 – 8 mm THK. HEAT STRENGTHENED TINTED GLASS (OUTER)+ 1.52PVB + 8 mm THK. HEAT STRENGTHENED CLEAR LAMINATED GLASS (INNER)
- 10 mm THK. TEMPERED GLASS (INTERNAL PROTECTIVE BARRIER)
- 3 mm THK. ALUM. CLADDING
- M.W. – MAINTENANCE WINDOW
- S.J. – STACK JOINT
- AE01 – ALUM. EXTRUSION DIE NO.
- ▲ – SUPPORT POINT
- ◆ – RESTRAINT SOCKET

B.D. REF :

CLIENT :
信和置業有限公司
Sino Land Company Limited

ARCHITECT : WONG TUNG & PARTNERS LIMITED ARCHITECTS & PLANNERS

MAIN CONTRACTOR :
CR Construction Company Limited

STRUCTURAL ENGINEER : AECOM

FACADE CONSULTANT: AECOM

NOTE :
1. ALL DIMENSIONS ARE IN mm.
2. ALL ELEVATIONS ARE VIEWED FROM OUTSIDE.
3. ALL DIMENSIONS TO BE VERIFIED ON SITE BEFORE FABRICATION.

LEGEND :
- X1 / X001 — DETAIL MARK NO. / REFER SHEET NO.
1. F.F.L. --FINISHED FLOOR LEVEL
2. S.F.L. --STRUCTURAL FLOOR LEVEL
3. (R) --REVERSED DETAIL

NO.	DATE	REVISED	BY
E	17/01/2019	GENERAL REVISED	
D	22/12/2018	GENERAL REVISED	
C	04/12/2018	GENERAL REVISED	
B	24/11/2018	GENERAL REVISED	
A	10/9/2018	GENERAL REVISED	

JOB NO. : J-837

PROJECT :
URA KWUN TONG TOWN CENTRE REDEVELOPMENT (AREA 2 & 3) AT NKIL 6514, KWUN TONG, KWLOON

TITLE :
PART ELEVATION OF CURTAIN WALL AT TOWER 3

DATE : 04-JUL-18	SCALE : 1:60 (A1)
DRAWN BY : ASING	CHECKED BY : –

美特鋁製有限公司
MIDI ALUMINIUM FABRICATOR LTD.
Units 6-8, Sunray Industrial Centre, 1/F
610 Cha Kwo Ling Road, Kowloon
Tel:23489211-4 Fax:(852)27727666

DWG NO. : J837-CW-2305 | REV. : E

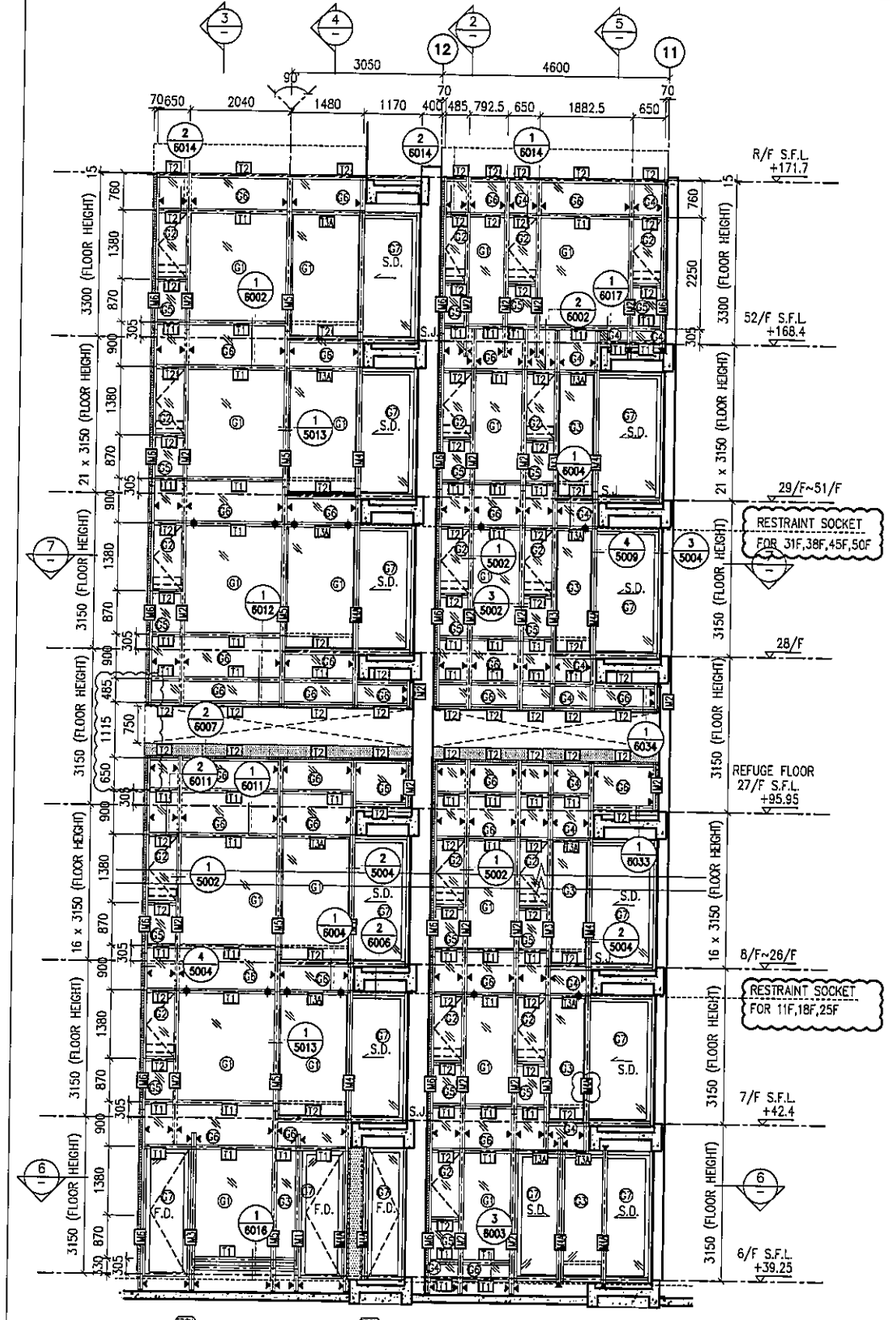

1 PART ELEVATION FOR CURTAIN WALL

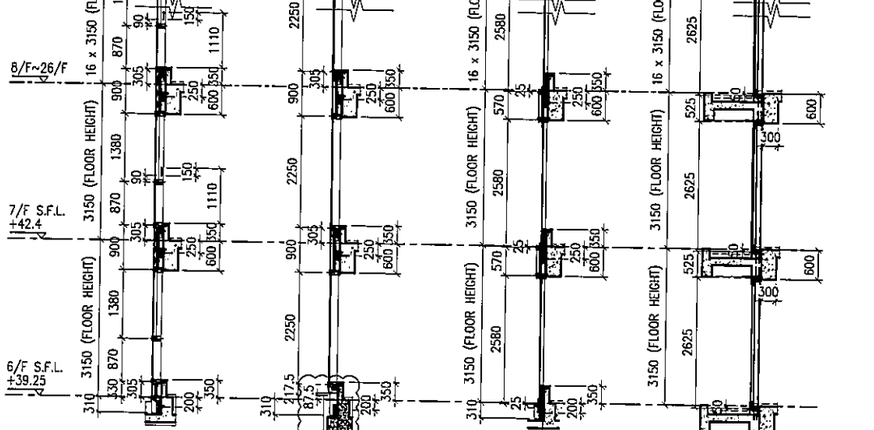

2 TYPICAL SECTION FOR CURTAIN WALL

3 TYPICAL SECTION FOR CURTAIN WALL

4 TYPICAL SECTION FOR CURTAIN WALL

5 TYPICAL SECTION FOR CURTAIN WALL

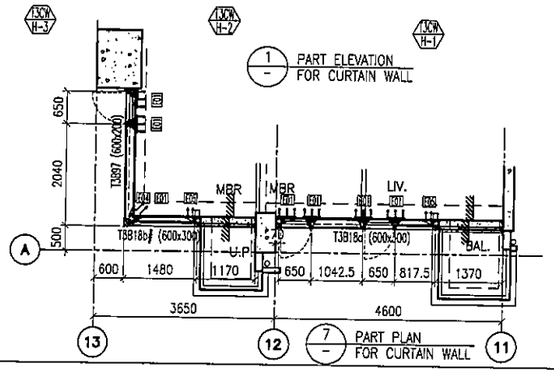

7 PART PLAN FOR CURTAIN WALL

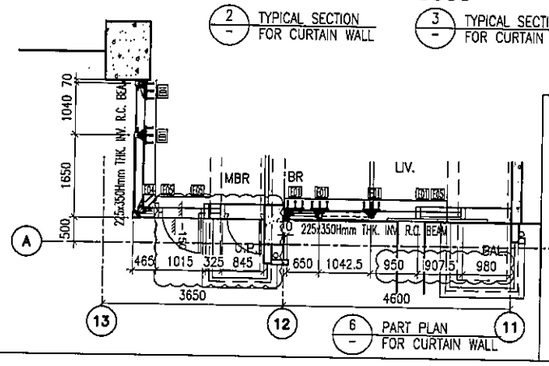

6 PART PLAN FOR CURTAIN WALL

LEGEND:

- 10 mm THK. TEMPERED BLUE TINTED GLASS (OUTER) + 9 mm AIR SPACE + 8 mm THK. TEMPERED CLEAR GLASS (INNER)
- 8 mm THK. HEAT STRENGTHENED TINTED GLASS (OUTER)+ 9 mm AIR SPACE + 8 mm THK. HEAT STRENGTHENED CLEAR GLASS (INNER)
- 10 mm THK. HEAT STRENGTHENED BLUE TINTED GLASS (OUTER)+ 9 mm AIR SPACE + 8 mm THK. TEMPERED CLEAR GLASS (INNER)
- 8 mm THK. HEAT STRENGTHENED BLUE TINTED GLASS (SPANDREL GLASS)
- 8 mm THK. HEAT STRENGTHENED BLUE TINTED GLASS (OUTER)+ 9 mm AIR SPACE + 8 mm THK. TEMPERED CLEAR GLASS (INNER)
- 8 mm THK. TEMPERED BLUE TINTED GLASS (SPANDREL GLASS)
- 8 mm THK. HEAT STRENGTHENED TINTED GLASS (OUTER)+ 1.52PVB + 8 mm THK. HEAT STRENGTHENED CLEAR LAMINATED GLASS (INNER)
- 10 mm THK. TEMPERED GLASS (INTERNAL PROTECTIVE BARRIER)
- 3 mm THK. ALUM. CLADDING
- M.W. – MAINTENANCE WINDOW
- S.J. – STACK JOINT
- AE01 – ALUM. EXTRUSION DIE NO.
- ▲ – SUPPORT POINT
- ✦ – RESTRAINT SOCKET

B.D. REF :

CLIENT :
信和置業有限公司
Sino Land Company Limited

ARCHITECT :
WONG TUNG & PARTNERS LIMITED
ARCHITECTS & PLANNERS

MAIN CONTRACTOR :
CR Construction Company Limited

STRUCTURAL ENGINEER :
AECOM

FACADE CONSULTANT:
AECOM

NOTE :
1. ALL DIMENSIONS ARE IN mm.
2. ALL ELEVATIONS ARE VIEWED FROM OUTSIDE.
3. ALL DIMENSIONS TO BE VERIFIED ON SITE BEFORE FABRICATION.

LEGEND :
- X1 / X001 — DETAIL MARK NO. / REFER SHEET NO.
1. F.F.L. --FINISHED FLOOR LEVEL
2. S.F.L. --STRUCTURAL FLOOR LEVEL
3. (R) --REVERSED DETAIL

NO.	DATE	REVISED	BY
E	22/12/2018	GENERAL REVISED	
D	22/12/2018	GENERAL REVISED	
C	04/12/2018	GENERAL REVISED	
B	24/11/2018	GENERAL REVISED	
A	10/9/2018	GENERAL REVISED	

JOB NO. : J-837

PROJECT :
URA KWUN TONG TOWN CENTRE REDEVELOPMENT (AREA 2 & 3) AT NKIL 6514, KWUN TONG, KWLOON

TITLE :
PART ELEVATION OF CURTAIN WALL AT TOWER 3

DATE : 04-JUL-18 | SCALE : 1:60 (A1)

DRAWN BY : ASING | CHECKED BY : –

美特鋁質有限公司
MIDI ALUMINIUM FABRICATOR LTD.
Units 6-8, Sunray Industrial Centre, 1/F
610 Cha Kwo Ling Road, Kowloon
Tel:23489211-4 Fax:(852)27727666

DWG NO. : J837-CW-2306 | REV. : E

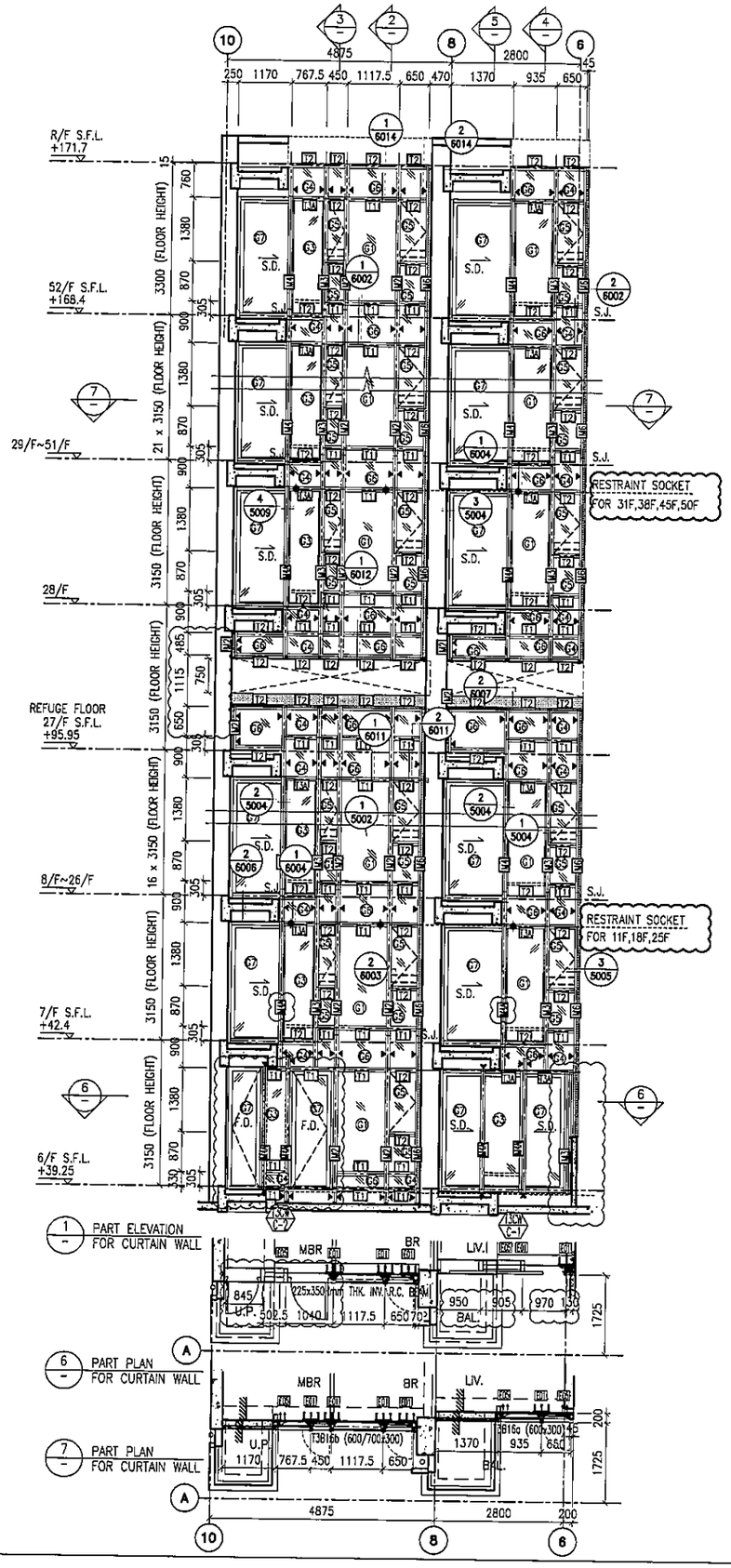

1 PART ELEVATION FOR CURTAIN WALL

6 PART PLAN FOR CURTAIN WALL

7 PART PLAN FOR CURTAIN WALL

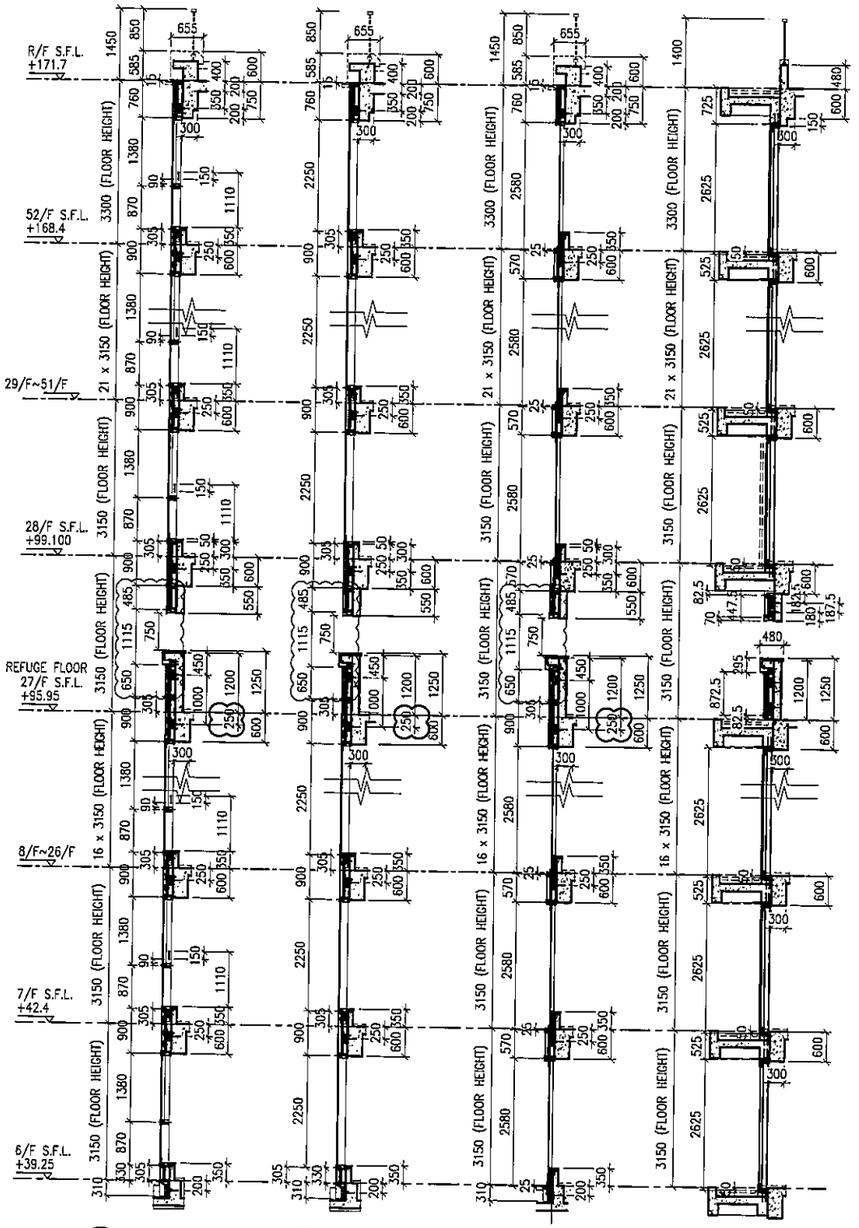

2 TYPICAL SECTION FOR CURTAIN WALL

3 TYPICAL SECTION FOR CURTAIN WALL

4 TYPICAL SECTION FOR CURTAIN WALL

5 TYPICAL SECTION FOR CURTAIN WALL

LEGEND:

- 10 mm THK. TEMPERED BLUE TINTED GLASS (OUTER) + 9 mm AIR SPACE + 8 mm THK. TEMPERED CLEAR GLASS (INNER)
- 8 mm THK. HEAT STRENGTHENED TINTED GLASS (OUTER)+ 9 mm AIR SPACE + 8 mm THK. HEAT STRENGTHENED CLEAR GLASS (INNER)
- 10 mm THK. HEAT STRENGTHENED BLUE TINTED GLASS (OUTER)+ 9 mm AIR SPACE + 8 mm THK. TEMPERED CLEAR GLASS (INNER)
- 8 mm THK. HEAT STRENGTHENED BLUE TINTED GLASS (SPANDREL GLASS)
- 8 mm THK. HEAT STRENGTHENED BLUE TINTED GLASS (OUTER)+ 9 mm AIR SPACE + 8 mm THK. TEMPERED CLEAR GLASS (INNER)
- 8 mm THK. TEMPERED BLUE TINTED GLASS (SPANDREL GLASS)
- 8 mm THK. HEAT STRENGTHENED TINTED GLASS (OUTER)+ 1.52PVB + 8 mm THK. HEAT STRENGTHENED CLEAR LAMINATED GLASS (INNER) 10 mm THK. TEMPERED GLASS (INTERNAL PROTECTIVE BARRIER)
- 3 mm THK. ALUM. CLADDING
- M.W. – MAINTENANCE WINDOW
- S.J. – STACK JOINT
- AE01 – ALUM. EXTRUSION DIE NO.
- ▲ – SUPPORT POINT
- ✦ – RESTRAINT SOCKET

B.D. REF :

CLIENT :
信和置業有限公司
Sino Land Company Limited

ARCHITECT :
WONG TUNG & PARTNERS LIMITED
ARCHITECTS & PLANNERS

MAIN CONTRACTOR :
CR Construction Company Limited

STRUCTURAL ENGINEER :
AECOM

FACADE CONSULTANT:
AECOM

NOTE :
1. ALL DIMENSIONS ARE IN mm.
2. ALL ELEVATIONS ARE VIEWED FROM OUTSIDE.
3. ALL DIMENSIONS TO BE VERIFIED ON SITE BEFORE FABRICATION.

LEGEND :
X1 / X001 – DETAIL MARK NO. / REFER SHEET NO.
1. F.F.L. --FINISHED FLOOR LEVEL
2. S.F.L. --STRUCTURAL FLOOR LEVEL
3. (/R) --REVERSED DETAIL

NO.	DATE	REVISED	BY
E	17/01/2019	GENERAL REVISED	
D	22/12/2018	GENERAL REVISED	
C	04/12/2018	GENERAL REVISED	
B	24/11/2018	GENERAL REVISED	
A	10/9/2018	GENERAL REVISED	

JOB NO. : J-837

PROJECT :
URA KWUN TONG TOWN CENTRE REDEVELOPMENT (AREA 2 & 3) AT NKIL 6514, KWUN TONG, KWLOON

TITLE :
PART ELEVATION OF CURTAIN WALL AT TOWER 3

DATE : 04-JUL-18 | SCALE : 1:60 (A1)

DRAWN BY : ASING | CHECKED BY : –

美特鋁質有限公司
MIDI ALUMINIUM FABRICATOR LTD.
Units 6-8, Sunray Industrial Centre, 1/F
610 Cha Kwo Ling Road, Kowloon
Tel:23489211-4 Fax:(852)27727666

DWG NO. : J837-CW-2307 | REV. : E

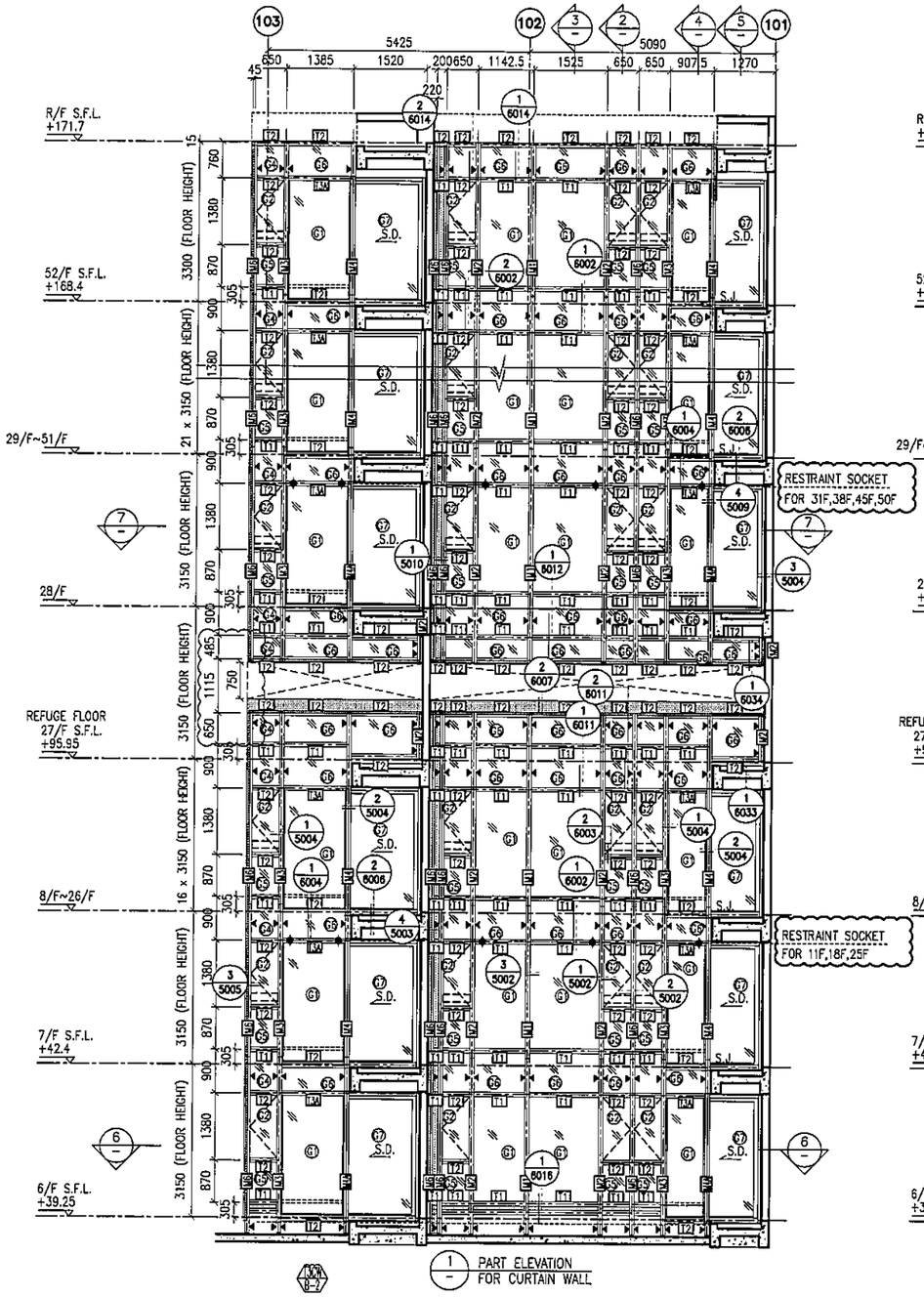

1 PART ELEVATION FOR CURTAIN WALL

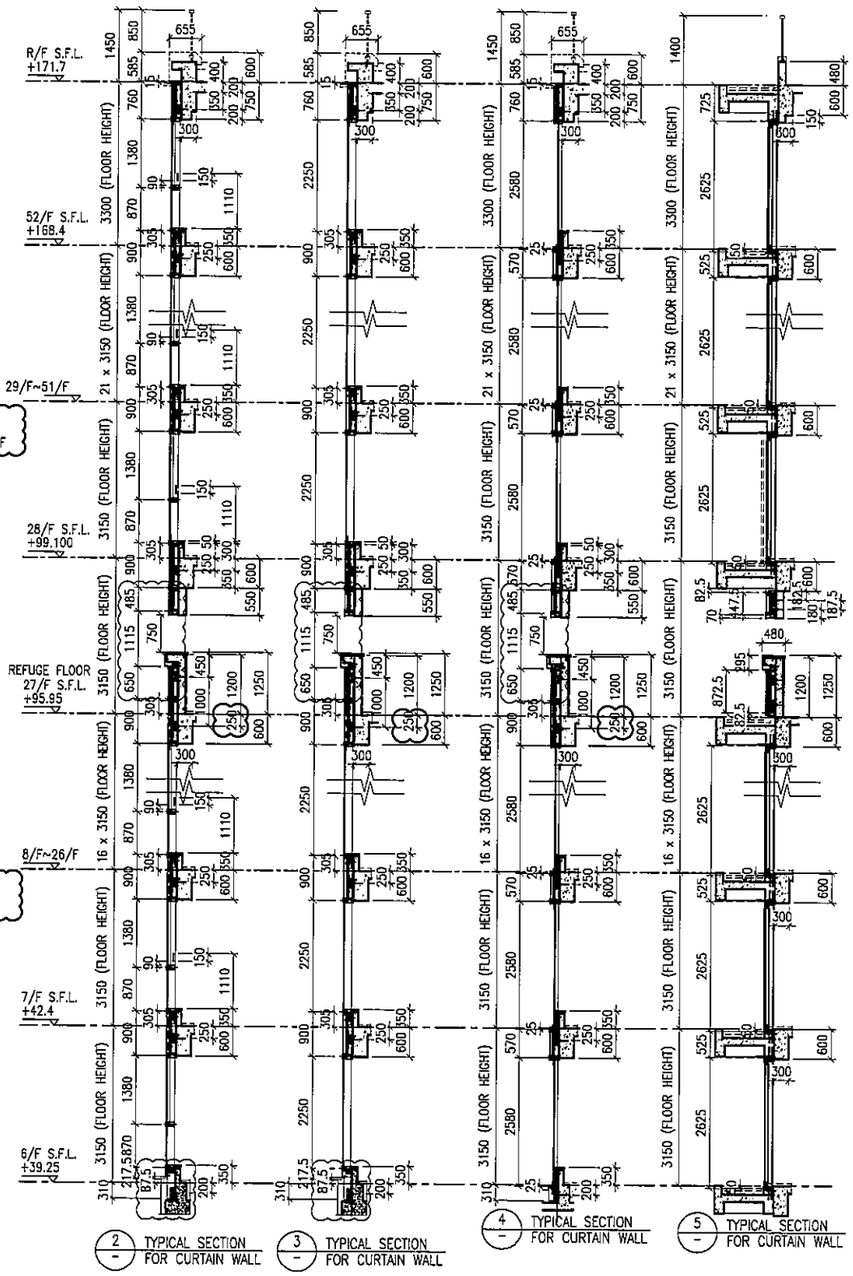

2 TYPICAL SECTION FOR CURTAIN WALL

3 TYPICAL SECTION FOR CURTAIN WALL

4 TYPICAL SECTION FOR CURTAIN WALL

5 TYPICAL SECTION FOR CURTAIN WALL

6 PART PLAN FOR CURTAIN WALL

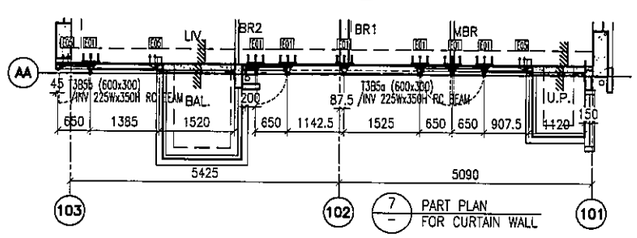

7 PART PLAN FOR CURTAIN WALL

LEGEND:

- 10 mm THK. TEMPERED BLUE TINTED GLASS (OUTER) + 9 mm AIR SPACE + 8 mm THK. TEMPERED CLEAR GLASS (INNER)
- 8 mm THK. HEAT STRENGTHENED TINTED GLASS (OUTER)+ 9 mm AIR SPACE + 8 mm THK. HEAT STRENGTHENED CLEAR GLASS (INNER)
- 10 mm THK. HEAT STRENGTHENED BLUE TINTED GLASS (OUTER)+ 9 mm AIR SPACE + 8 mm THK. TEMPERED CLEAR GLASS (INNER)
- 8 mm THK. HEAT STRENGTHENED BLUE TINTED GLASS (SPANDREL GLASS)
- 8 mm THK. HEAT STRENGTHENED BLUE TINTED GLASS (OUTER)+ 9 mm AIR SPACE + 8 mm THK. TEMPERED CLEAR GLASS (INNER)
- 8 mm THK. TEMPERED BLUE TINTED GLASS (SPANDREL GLASS)
- 8 mm THK. HEAT STRENGTHENED TINTED GLASS (OUTER)+ 1.52PVB + 8 mm THK. HEAT STRENGTHENED CLEAR LAMINATED GLASS (INNER) 10 mm THK. TEMPERED GLASS (INTERNAL PROTECTIVE BARRIER)
- 3 mm THK. ALUM. CLADDING
- M.W. - MAINTENANCE WINDOW
- S.J. - STACK JOINT
- AE01 - ALUM. EXTRUSION DIE NO.
- ▲ - SUPPORT POINT
- ◆ - RESTRAINT SOCKET

B.D. REF :

CLIENT :
信和置業有限公司
Sino Land Company Limited

ARCHITECT :
WONG TUNG & PARTNERS LIMITED
ARCHITECTS & PLANNERS

MAIN CONTRACTOR :
CR Construction Company Limited

STRUCTURAL ENGINEER :
AECOM

FACADE CONSULTANT:
AECOM

NOTE :
1. ALL DIMENSIONS ARE IN mm.
2. ALL ELEVATIONS ARE VIEWED FROM OUTSIDE.
3. ALL DIMENSIONS TO BE VERIFIED ON SITE BEFORE FABRICATION.

LEGEND :
- X1 — DETAIL MARK NO.
- X001 — REFER SHEET NO.

1. F.F.L. --FINISHED FLOOR LEVEL
2. S.F.L. --STRUCTURAL FLOOR LEVEL
3. (R) --REVERSED DETAIL

NO.	DATE	REVISED	BY
E	17/01/2019	GENERAL REVISED	
D	22/12/2018	GENERAL REVISED	
C	04/12/2018	GENERAL REVISED	
B	24/11/2018	GENERAL REVISED	
A	10/9/2018	GENERAL REVISED	

JOB NO. : J-837

PROJECT :
URA KWUN TONG TOWN CENTRE REDEVELOPMENT (AREA 2 & 3) AT NKIL 6514, KWUN TONG, KWLOON

TITLE :
PART ELEVATION OF CURTAIN WALL AT TOWER 3

DATE : 04-JUL-18 | SCALE : 1:60 (A1)

DRAWN BY : ASING | CHECKED BY : -

美特鋁質有限公司
MIDI ALUMINIUM FABRICATOR LTD.
Units 6-8, Sunray Industrial Centre, 1/F
610 Cha Kwo Ling Road, Kowloon
Tel:23489211-4 Fax:(852)27727666

DWG NO. : J837-CW-2308 | REV. : E

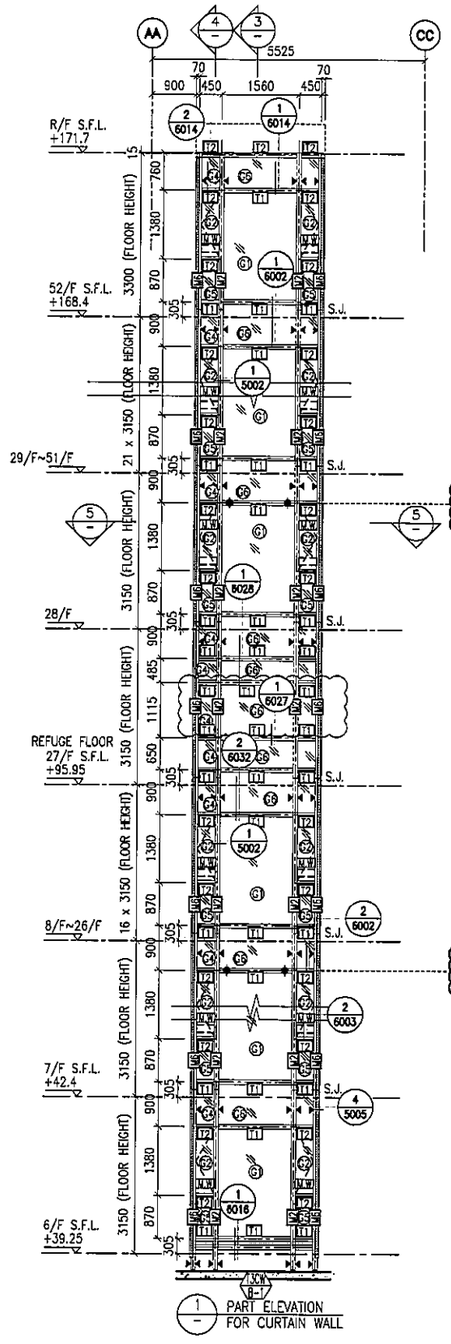

RESTRAINT SOCKET
FOR 31F,38F,45F,50F

RESTRAINT SOCKET
FOR 11F,18F,25F

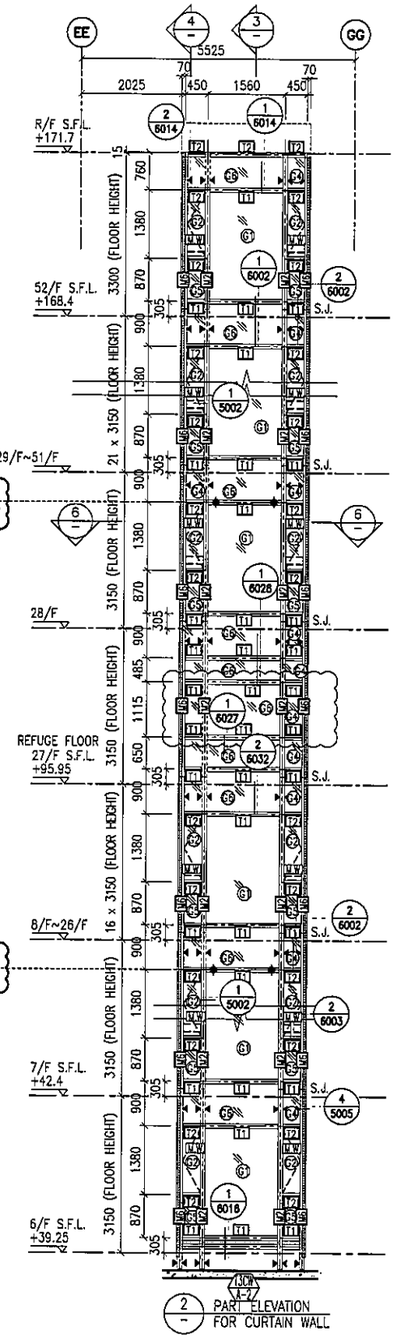

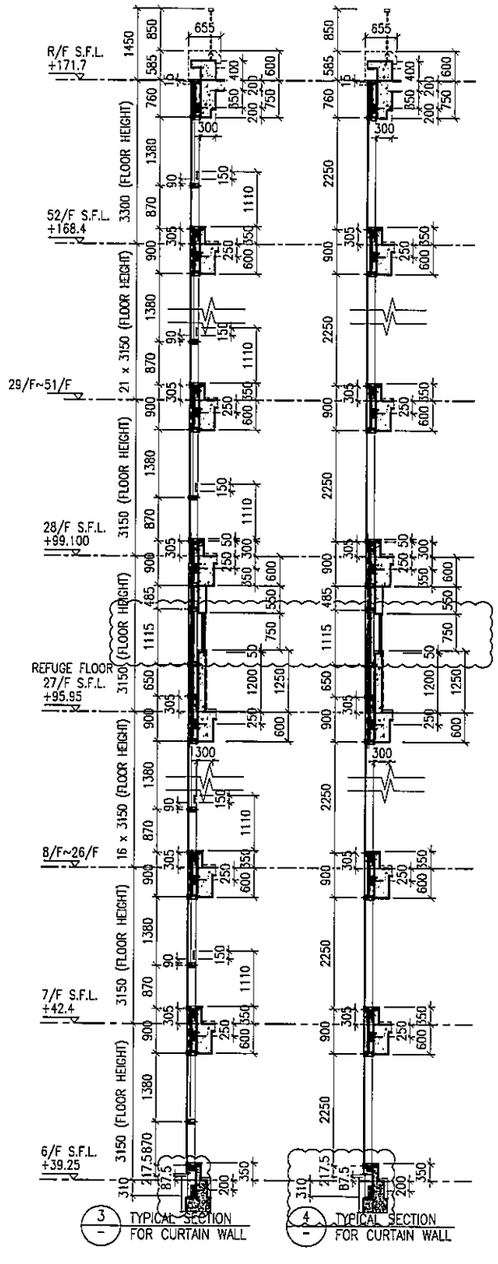

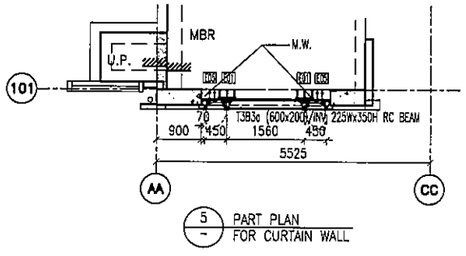

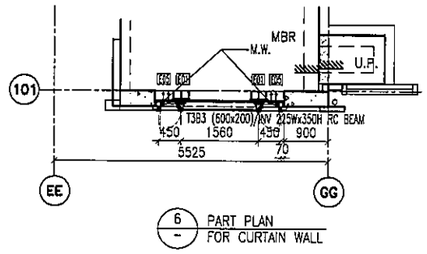

LEGEND:

- G1+ – 10 mm THK. TEMPERED BLUE TINTED GLASS (OUTER) + 9 mm AIR SPACE + 8 mm THK. TEMPERED CLEAR GLASS (INNER)
- G2+ – 8 mm THK. HEAT STRENGTHENED TINTED GLASS (OUTER)+ 9 mm AIR SPACE + 8 mm THK. HEAT STRENGTHENED CLEAR GLASS (INNER)
- G3+ – 10 mm THK. HEAT STRENGTHENED BLUE TINTED GLASS (OUTER)+ 9 mm AIR SPACE + 8 mm THK. TEMPERED CLEAR GLASS (INNER)
- G4+ – 8 mm THK. HEAT STRENGTHENED BLUE TINTED GLASS (SPANDREL GLASS)
- G5+ – 8 mm THK. HEAT STRENGTHENED BLUE TINTED GLASS (OUTER)+ 9 mm AIR SPACE + 8 mm THK. TEMPERED CLEAR GLASS (INNER)
- G6+ – 8 mm THK. TEMPERED BLUE TINTED GLASS (SPANDREL GLASS)
- G7+ – 8 mm THK. HEAT STRENGTHENED TINTED GLASS (OUTER)+ 1.52PVB + 8 mm THK. HEAT STRENGTHENED CLEAR LAMINATED GLASS (INNER) 10 mm THK. TEMPERED GLASS (INTERNAL PROTECTIVE BARRIER)
- 3 mm THK. ALUM. CLADDING
- M.W. – MAINTENANCE WINDOW
- S.J. – STACK JOINT
- AE01 – ALUM. EXTRUSION DIE NO.
- ▲ – SUPPORT POINT
- ✦ – RESTRAINT SOCKET

B.D. REF :

CLIENT :
信和置業有限公司
Sino Land Company Limited

ARCHITECT :
WONG TUNG & PARTNERS LIMITED
ARCHITECTS & PLANNERS

MAIN CONTRACTOR :
CR Construction Company Limited

STRUCTURAL ENGINEER :
AECOM

FACADE CONSULTANT:
AECOM

NOTE :
1. ALL DIMENSIONS ARE IN mm.
2. ALL ELEVATIONS ARE VIEWED FROM OUTSIDE.
3. ALL DIMENSIONS TO BE VERIFIED ON SITE BEFORE FABRICATION.

LEGEND :
- X1 / X001 — DETAIL MARK NO. / REFER SHEET NO.
1. F.F.L. --FINISHED FLOOR LEVEL
2. S.F.L. --STRUCTURAL FLOOR LEVEL
3. (/R) --REVERSED DETAIL

NO.	DATE	REVISED	BY
E	17/01/2019	GENERAL REVISED	
D	22/12/2018	GENERAL REVISED	
C	04/12/2018	GENERAL REVISED	
B	24/11/2018	GENERAL REVISED	
A	10/9/2018	GENERAL REVISED	

JOB NO. : J-837

PROJECT :
URA KWUN TONG TOWN CENTRE REDEVELOPMENT (AREA 2 & 3) AT NKIL 6514, KWUN TONG, KWLOON

TITLE :
PART ELEVATION OF CURTAIN WALL AT TOWER 3

DATE : 04-JUL-18	SCALE : 1:60 (A1)
DRAWN BY : ASING	CHECKED BY : -

美特鋁質有限公司
MIDI ALUMINIUM FABRICATOR LTD.
Units 6-8, Sunray Industrial Centre, 1/F
610 Cha Kwo Ling Road, Kowloon
Tel:23489211-4 Fax:(852)27727666

DWG NO. : J837-CW-2309 | REV. : E

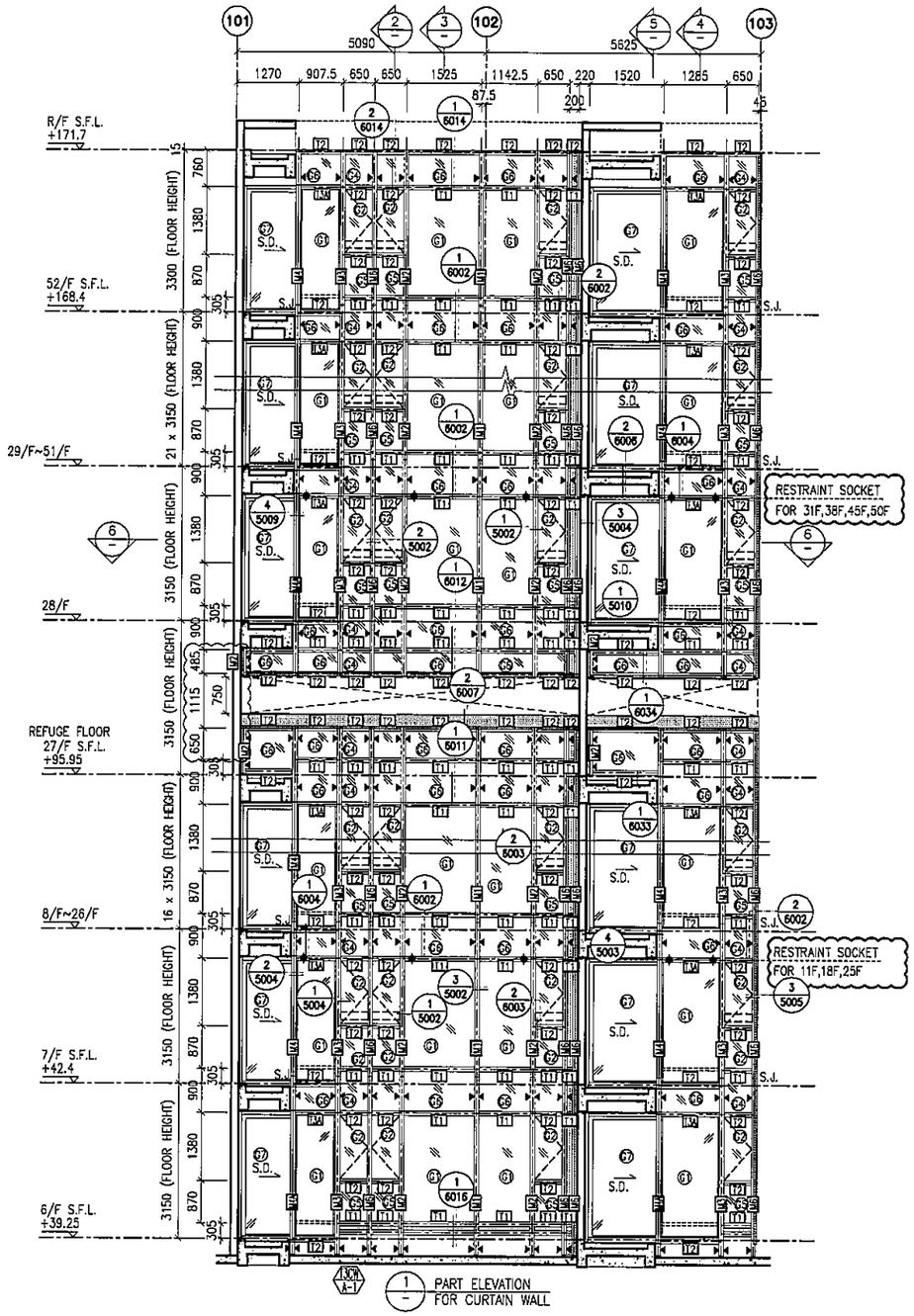

1 PART ELEVATION FOR CURTAIN WALL

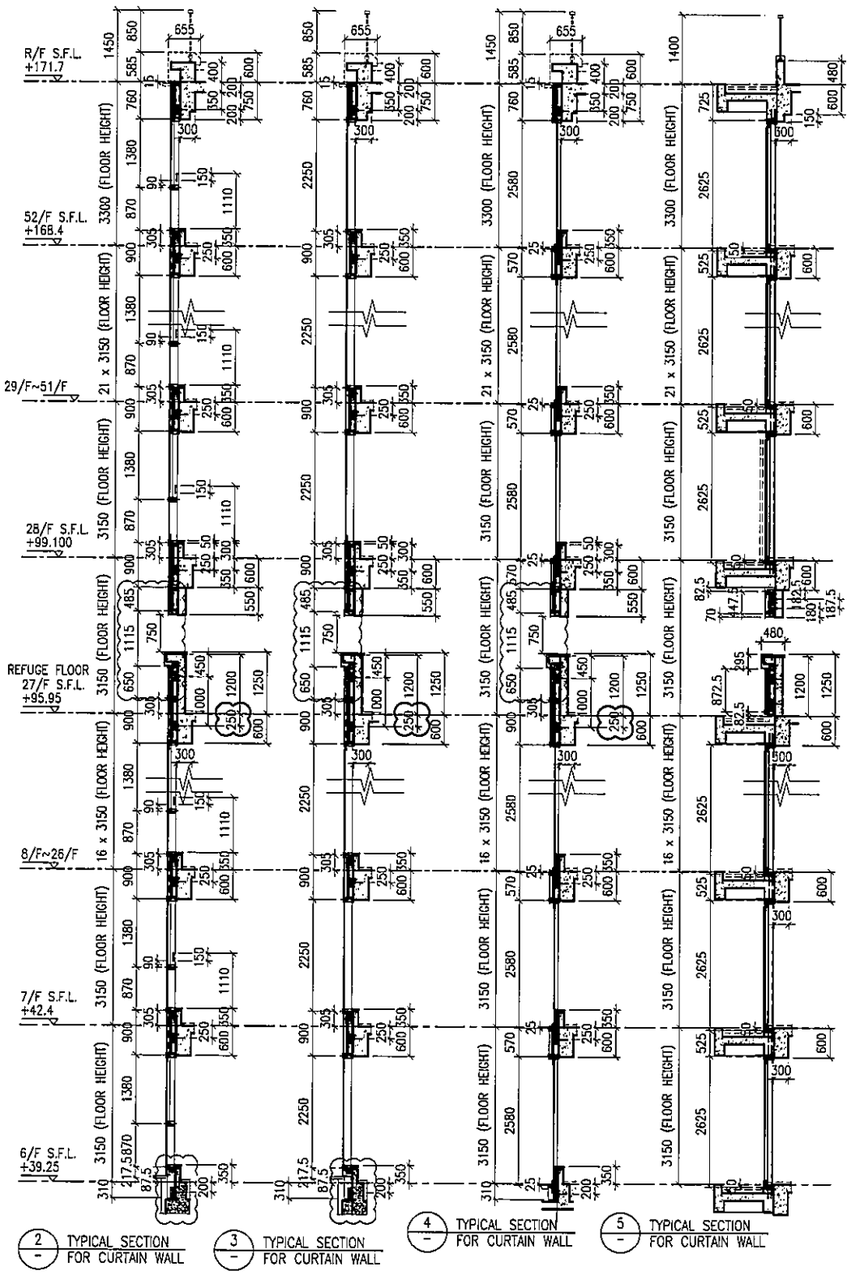

2 TYPICAL SECTION FOR CURTAIN WALL

3 TYPICAL SECTION FOR CURTAIN WALL

4 TYPICAL SECTION FOR CURTAIN WALL

5 TYPICAL SECTION FOR CURTAIN WALL

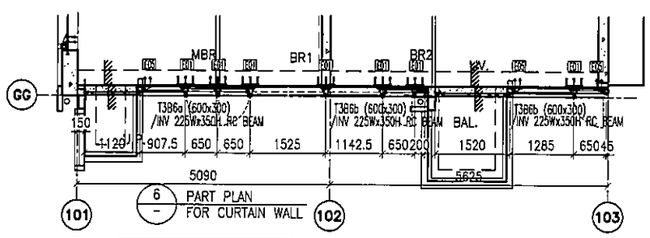

6 PART PLAN FOR CURTAIN WALL

LEGEND:

- 6mm+12A+6 – 10 mm THK. TEMPERED BLUE TINTED GLASS (OUTER) + 9 mm AIR SPACE + 8 mm THK. TEMPERED CLEAR GLASS (INNER)
- 6mm+12A+8 – 8 mm THK. HEAT STRENGTHENED TINTED GLASS (OUTER)+ 9 mm AIR SPACE + 8 mm THK. HEAT STRENGTHENED CLEAR GLASS (INNER)
- 6mm+12A+6 – 10 mm THK. HEAT STRENGTHENED BLUE TINTED GLASS (OUTER)+ 9 mm AIR SPACE + 8 mm THK. TEMPERED CLEAR GLASS (INNER)
- 8mm – 8 mm THK. HEAT STRENGTHENED BLUE TINTED GLASS (SPANDREL GLASS)
- 6mm+12A+8 – 8 mm THK. HEAT STRENGTHENED BLUE TINTED GLASS (OUTER)+ 9 mm AIR SPACE + 8 mm THK. TEMPERED CLEAR GLASS (INNER)
- 8mm – 8 mm THK. TEMPERED BLUE TINTED GLASS (SPANDREL GLASS)
- 8mm+1.52PVB+8mm – 8 mm THK. HEAT STRENGTHENED TINTED GLASS (OUTER)+ 1.52PVB + 8 mm THK. HEAT STRENGTHENED CLEAR LAMINATED GLASS (INNER)
- 10mm – 10 mm THK. TEMPERED GLASS (INTERNAL PROTECTIVE BARRIER)
- 3mm – 3 mm THK. ALUM. CLADDING
- M.W. – MAINTENANCE WINDOW
- S.J. – STACK JOINT
- AE01 – ALUM. EXTRUSION DIE NO.
- ▲ – SUPPORT POINT
- ✦ – RESTRAINT SOCKET

B.D. REF :

CLIENT :
信和置業有限公司
Sino Land Company Limited

ARCHITECT :
WONG TUNG & PARTNERS LIMITED
ARCHITECTS & PLANNERS

MAIN CONTRACTOR :
CR Construction Company Limited

STRUCTURAL ENGINEER :
AECOM

FACADE CONSULTANT:
AECOM

NOTE :
1. ALL DIMENSIONS ARE IN mm.
2. ALL ELEVATIONS ARE VIEWED FROM OUTSIDE.
3. ALL DIMENSIONS TO BE VERIFIED ON SITE BEFORE FABRICATION.

LEGEND :
X1 — DETAIL MARK NO.
XG01 — REFER SHEET NO.
1. F.F.L. --FINISHED FLOOR LEVEL
2. S.F.L. --STRUCTURAL FLOOR LEVEL
3. (R) --REVERSED DETAIL

NO.	DATE	REVISED	BY
E	17/01/2019	GENERAL REVISED	
D	22/12/2018	GENERAL REVISED	
C	04/12/2018	GENERAL REVISED	
B	24/11/2018	GENERAL REVISED	
A	10/9/2018	GENERAL REVISED	

JOB NO. : J-837

PROJECT :
URA KWUN TONG TOWN CENTRE REDEVELOPMENT (AREA 2 & 3) AT NKIL 6514, KWUN TONG, KWLOON

TITLE :
PART ELEVATION OF CURTAIN WALL AT TOWER 3

DATE : 04-JUL-18 | SCALE : 1:60 (A1)

DRAWN BY : ASING | CHECKED BY : -

美特鋁質有限公司
MIDI ALUMINIUM FABRICATOR LTD.
Units 6-8, Sunray Industrial Centre, 1/F
610 Cha Kwo Ling Road, Kowloon
Tel:23489211-4 Fax(852)27727666

DWG NO. : J837-CW-2310 | REV. : E

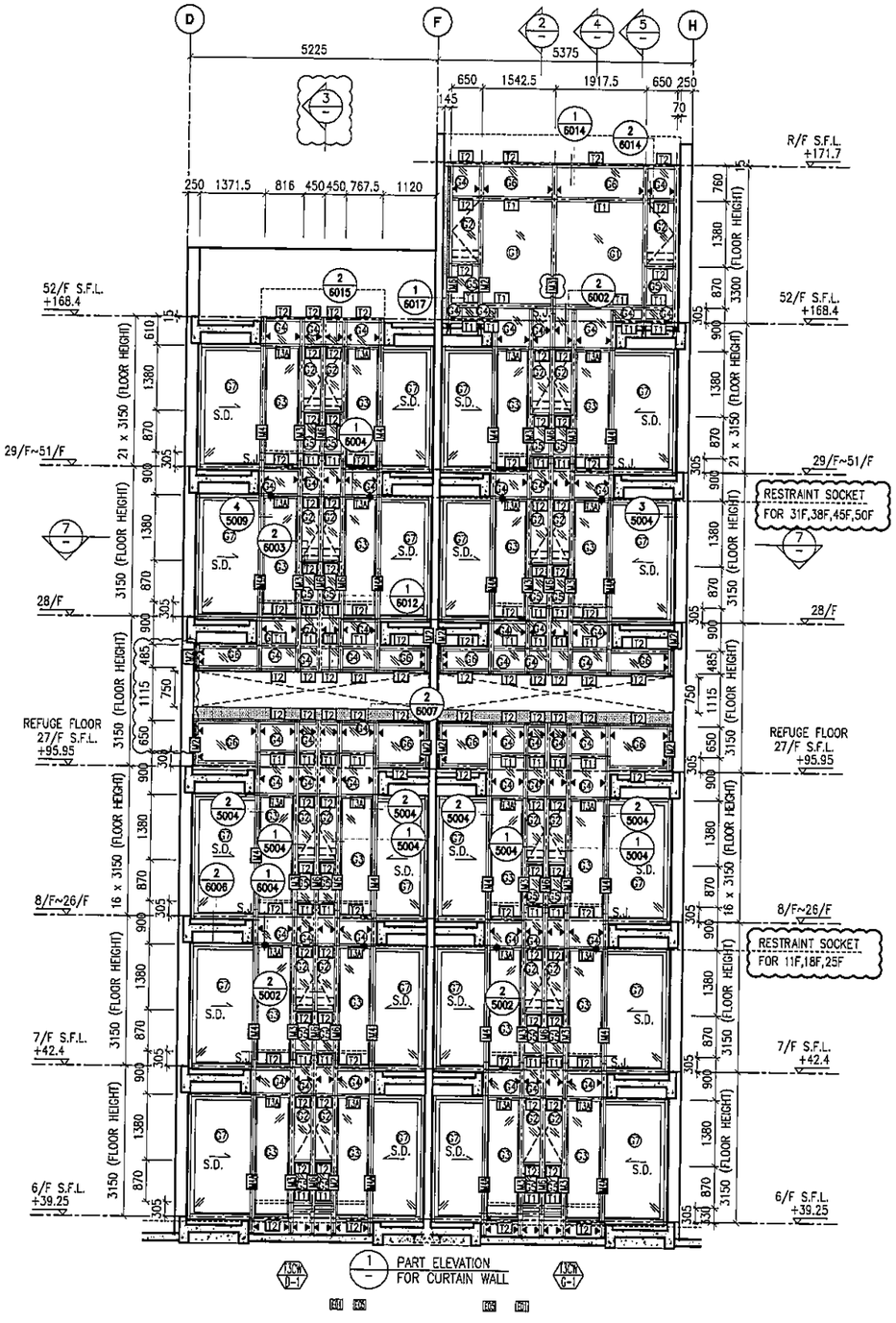

1 PART ELEVATION FOR CURTAIN WALL

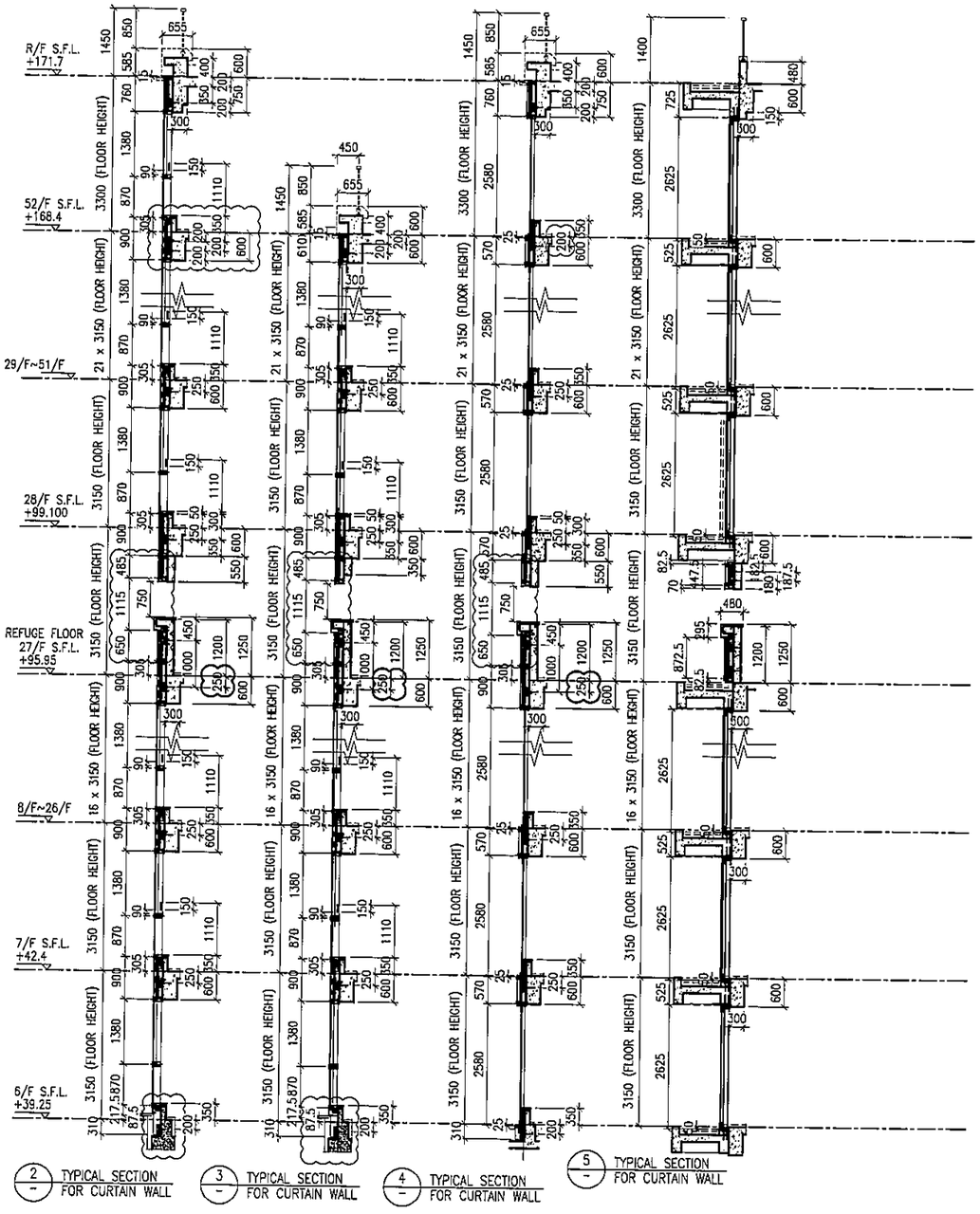

2 TYPICAL SECTION FOR CURTAIN WALL

3 TYPICAL SECTION FOR CURTAIN WALL

4 TYPICAL SECTION FOR CURTAIN WALL

5 TYPICAL SECTION FOR CURTAIN WALL

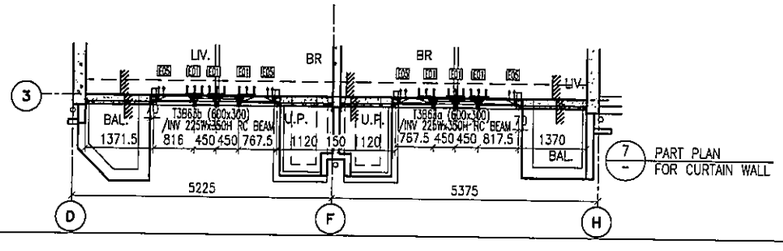

7 PART PLAN FOR CURTAIN WALL

LEGEND:

- 61 – 10 mm THK. TEMPERED BLUE TINTED GLASS (OUTER) + 9 mm AIR SPACE + 8 mm THK. TEMPERED CLEAR GLASS (INNER)
- 62 – 8 mm THK. HEAT STRENGTHENED TINTED GLASS (OUTER)+ 9 mm AIR SPACE + 8 mm THK. HEAT STRENGTHENED CLEAR GLASS (INNER)
- 63 – 10 mm THK. HEAT STRENGTHENED BLUE TINTED GLASS (OUTER)+ 9 mm AIR SPACE + 8 mm THK. TEMPERED CLEAR GLASS (INNER)
- 64 – 8 mm THK. HEAT STRENGTHENED BLUE TINTED GLASS (SPANDREL GLASS)
- 65 – 6 mm THK. HEAT STRENGTHENED BLUE TINTED GLASS (OUTER)+ 9 mm AIR SPACE + 8 mm THK. TEMPERED CLEAR GLASS (INNER)
- 66 – 8 mm THK. TEMPERED BLUE TINTED GLASS (SPANDREL GLASS)
- 67 – 8 mm THK. HEAT STRENGTHENED TINTED GLASS (OUTER)+ 1.52PVB + 8 mm THK. HEAT STRENGTHENED CLEAR LAMINATED GLASS (INNER)
- 10 mm THK. TEMPERED GLASS (INTERNAL PROTECTIVE BARRIER)
- 3 mm THK. ALUM. CLADDING
- M.W. – MAINTENANCE WINDOW
- S.J. – STACK JOINT
- AE01 – ALUM. EXTRUSION DIE NO.
- ▲ – SUPPORT POINT
- ◆ – RESTRAINT SOCKET

B.D. REF :

CLIENT :
信和置業有限公司
Sino Land Company Limited

ARCHITECT :
WONG TUNG & PARTNERS LIMITED
ARCHITECTS & PLANNERS

MAIN CONTRACTOR :
CR Construction Company Limited

STRUCTURAL ENGINEER :
AECOM

FACADE CONSULTANT:
AECOM

NOTE :
1. ALL DIMENSIONS ARE IN mm.
2. ALL ELEVATIONS ARE VIEWED FROM OUTSIDE.
3. ALL DIMENSIONS TO BE VERIFIED ON SITE BEFORE FABRICATION.

LEGEND :
- X1 / X001 – DETAIL MARK NO. / REFER SHEET NO.
1. F.F.L. --FINISHED FLOOR LEVEL
2. S.F.L. --STRUCTURAL FLOOR LEVEL
3. (R) --REVERSED DETAIL

NO.	DATE	REVISED	BY
E	17/01/2019	GENERAL REVISED	
D	22/12/2018	GENERAL REVISED	
C	04/12/2018	GENERAL REVISED	
B	24/11/2018	GENERAL REVISED	
A	10/9/2018	GENERAL REVISED	

JOB NO. : J-837

PROJECT :
URA KWUN TONG TOWN CENTRE REDEVELOPMENT (AREA 2 & 3) AT NKIL 6514, KWUN TONG, KWLOON

TITLE :
PART ELEVATION OF CURTAIN WALL AT TOWER 3

DATE : 04-JUL-18 | SCALE : 1:60 (A1)

DRAWN BY : ASING | CHECKED BY : –

美特鋁質有限公司
MIDI ALUMINIUM FABRICATOR LTD.
Units 6-8, Sunray Industrial Centre, 1/F
610 Cha Kwo Ling Road, Kowloon
Tel:23489211-4 Fax:(852)27727666

DWG NO. : J837-CW-2311 | REV. : E

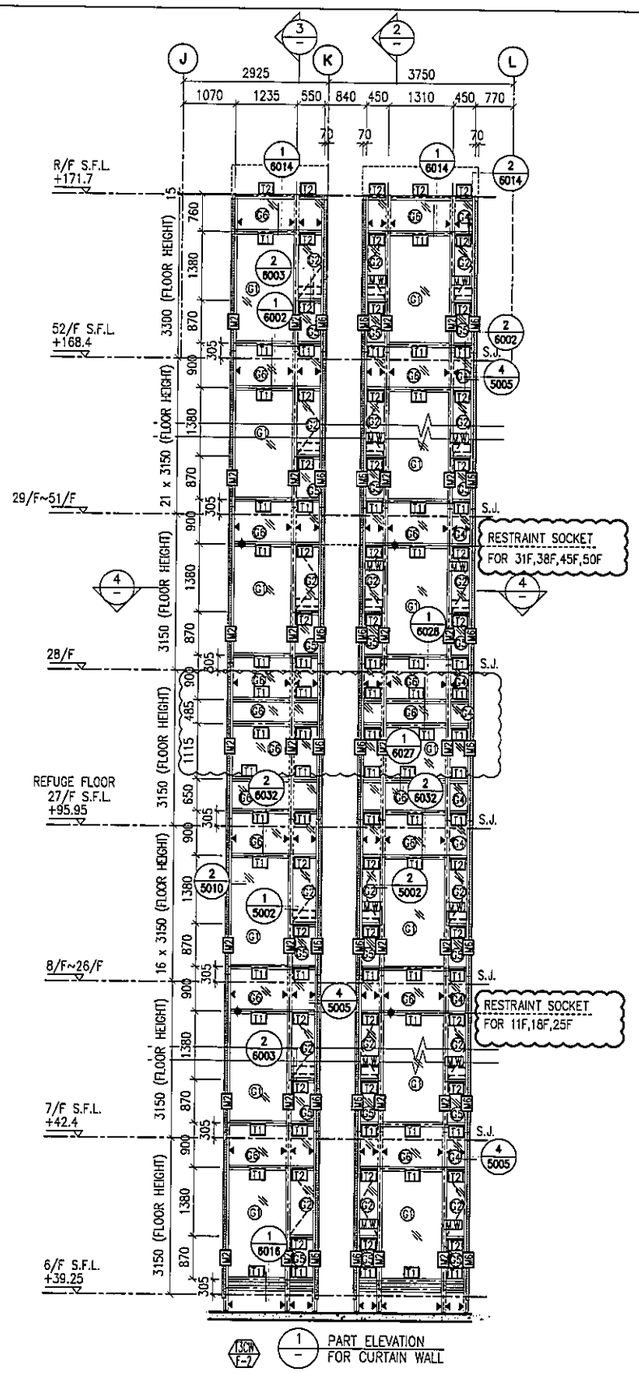

1 PART ELEVATION FOR CURTAIN WALL

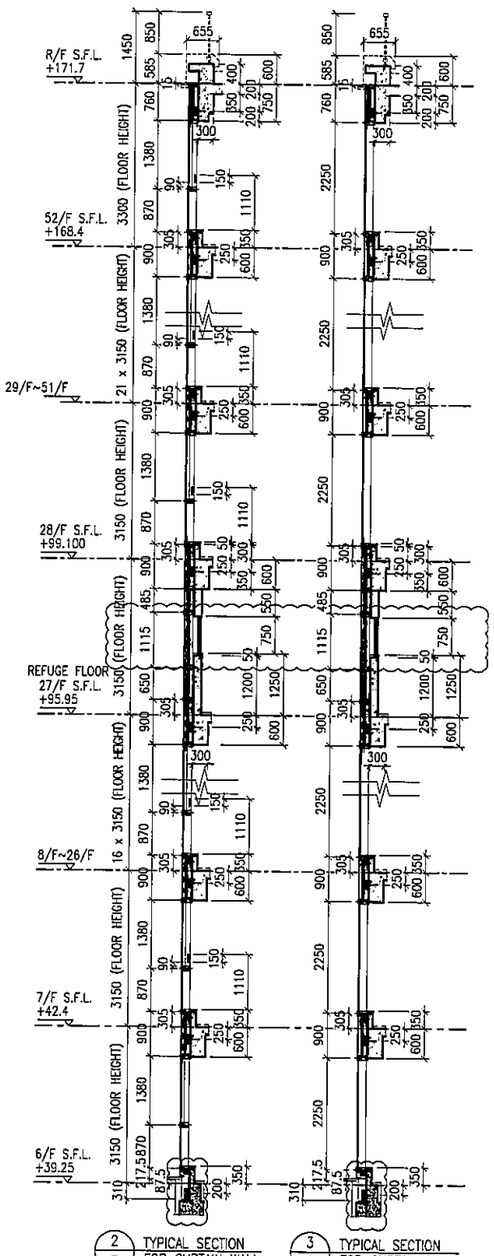

2 TYPICAL SECTION FOR CURTAIN WALL

3 TYPICAL SECTION FOR CURTAIN WALL

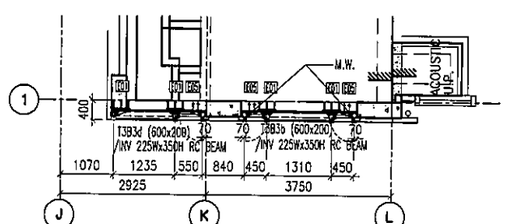

4 PART PLAN FOR CURTAIN WALL

LEGEND:

- 10 mm THK. TEMPERED BLUE TINTED GLASS (OUTER) + 9 mm AIR SPACE + 8 mm THK. TEMPERED CLEAR GLASS (INNER)
- 8 mm THK. HEAT STRENGTHENED TINTED GLASS (OUTER)+ 9 mm AIR SPACE + 8 mm THK. HEAT STRENGTHENED CLEAR GLASS (INNER)
- 10 mm THK. HEAT STRENGTHENED BLUE TINTED GLASS (OUTER)+ 9 mm AIR SPACE + 8 mm THK. TEMPERED CLEAR GLASS (INNER)
- 8 mm THK. HEAT STRENGTHENED BLUE TINTED GLASS (SPANDREL GLASS)
- 8 mm THK. HEAT STRENGTHENED BLUE TINTED GLASS (OUTER)+ 9 mm AIR SPACE + 8 mm THK. TEMPERED CLEAR GLASS (INNER)
- 8 mm THK. TEMPERED BLUE TINTED GLASS (SPANDREL GLASS)
- 8 mm THK. HEAT STRENGTHENED TINTED GLASS (OUTER)+ 1.52PVB + 8 mm THK. HEAT STRENGTHENED CLEAR LAMINATED GLASS (INNER)
- 10 mm THK. TEMPERED GLASS (INTERNAL PROTECTIVE BARRIER)
- 3 mm THK. ALUM. CLADDING
- M.W. – MAINTENANCE WINDOW
- S.J. – STACK JOINT
- AE01 – ALUM. EXTRUSION DIE NO.
- ▲ – SUPPORT POINT
- ✦ – RESTRAINT SOCKET

B.D. REF :

CLIENT :
信和置業有限公司
Sino Land Company Limited

ARCHITECT :
WONG TUNG & PARTNERS LIMITED
ARCHITECTS & PLANNERS

MAIN CONTRACTOR :
CR Construction Company Limited

STRUCTURAL ENGINEER :
AECOM

FACADE CONSULTANT:
AECOM

NOTE :
1. ALL DIMENSIONS ARE IN mm.
2. ALL ELEVATIONS ARE VIEWED FROM OUTSIDE.
3. ALL DIMENSIONS TO BE VERIFIED ON SITE BEFORE FABRICATION.

LEGEND :
X1 – DETAIL MARK NO.
X001 – REFER SHEET NO.

1. F.F.L. --FINISHED FLOOR LEVEL
2. S.F.L. --STRUCTURAL FLOOR LEVEL
3. (R) --REVERSED DETAIL

NO.	DATE	REVISED	BY
E	17/01/2019	GENERAL REVISED	
D	22/12/2018	GENERAL REVISED	
C	04/12/2018	GENERAL REVISED	
B	24/11/2018	GENERAL REVISED	
A	10/9/2018	GENERAL REVISED	

JOB NO. : J-837

PROJECT :
URA KWUN TONG TOWN CENTRE REDEVELOPMENT (AREA 2 & 3) AT NKIL 6514, KWUN TONG, KWLOON

TITLE :
PART ELEVATION OF CURTAIN WALL AT TOWER 3

DATE : 04-JUL-18 | SCALE : 1:60 (A1)

DRAWN BY : ASING | CHECKED BY : –

美特鋁質有限公司
MIDI ALUMINUM FABRICATOR LTD.
Units 6-8, Sunray Industrial Centre, 1/F
610 Cha Kwo Ling Road, Kowloon
Tel:23489211-4 Fax:(852)27727666

DWG NO. : J837-CW-2312 | REV. : E

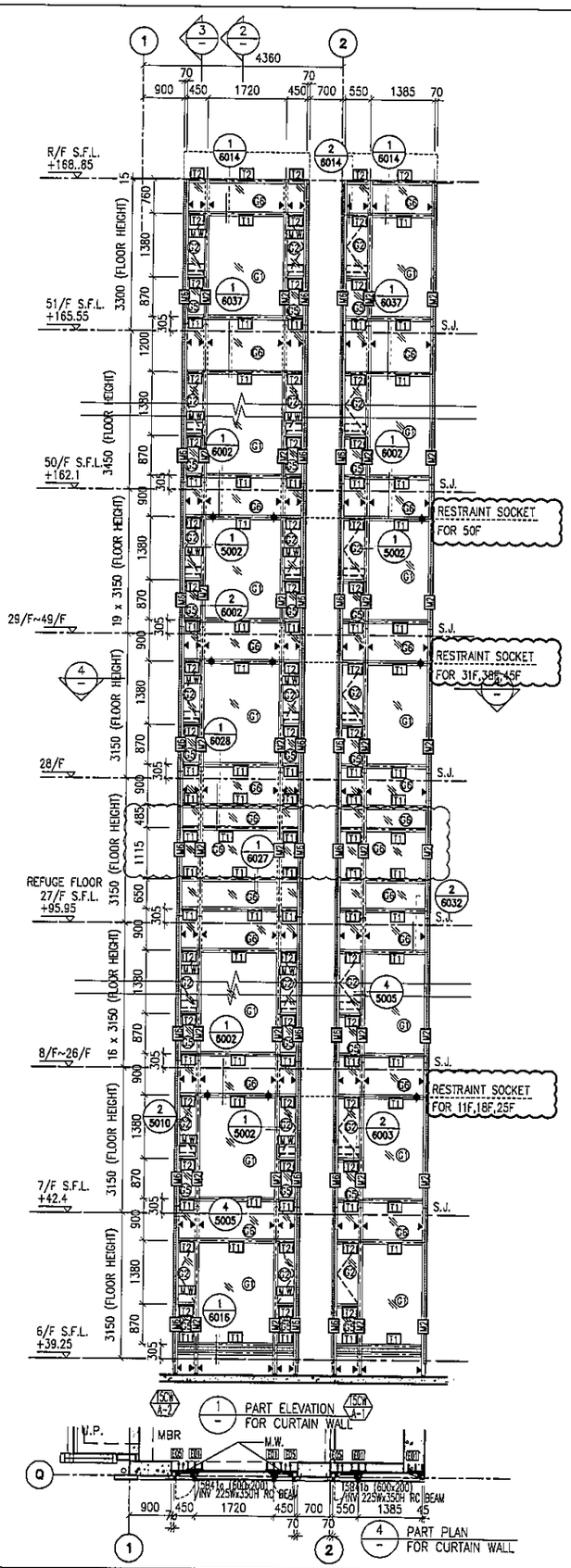

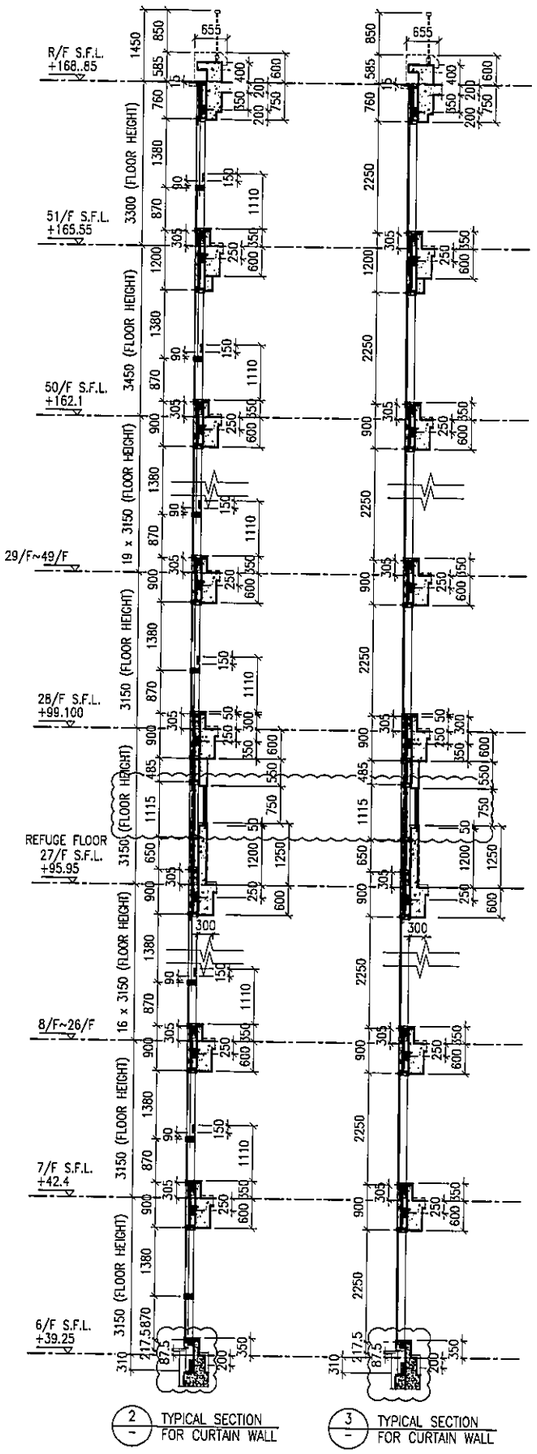

LEGEND:

- G1 – 10 mm THK. TEMPERED BLUE TINTED GLASS (OUTER) + 9 mm AIR SPACE + 8 mm THK. TEMPERED CLEAR GLASS (INNER)
- G2 – 8 mm THK. HEAT STRENGTHENED TINTED GLASS (OUTER)+ 9 mm AIR SPACE + 8 mm THK. HEAT STRENGTHENED CLEAR GLASS (INNER)
- G3 – 10 mm THK. HEAT STRENGTHENED BLUE TINTED GLASS (OUTER)+ 9 mm AIR SPACE + 8 mm THK. TEMPERED CLEAR GLASS (INNER)
- G4 – 8 mm THK. HEAT STRENGTHENED BLUE TINTED GLASS (SPANDREL GLASS)
- G5 – 8 mm THK. HEAT STRENGTHENED BLUE TINTED GLASS (OUTER)+ 9 mm AIR SPACE + 8 mm THK. TEMPERED CLEAR GLASS (INNER)
- G6 – 8 mm THK. TEMPERED BLUE TINTED GLASS (SPANDREL GLASS)
- G7 – 8 mm THK. HEAT STRENGTHENED TINTED GLASS (OUTER)+ 1.52PVB + 8 mm THK. HEAT STRENGTHENED CLEAR LAMINATED GLASS (INNER)
- 10 mm THK. TEMPERED GLASS (INTERNAL PROTECTIVE BARRIER)
- 3 mm THK. ALUM. CLADDING
- M.W. – MAINTENANCE WINDOW
- S.J. – STACK JOINT
- AE01 – ALUM. EXTRUSION DIE NO.
- ▲ – SUPPORT POINT
- ◆ – RESTRAINT SOCKET

B.D. REF :

CLIENT :
信和置業有限公司
Sino Land Company Limited

ARCHITECT :
WONG TUNG & PARTNERS LIMITED
ARCHITECTS & PLANNERS

MAIN CONTRACTOR :
CR Construction Company Limited

STRUCTURAL ENGINEER :
AECOM

FACADE CONSULTANT:
AECOM

NOTE :
1. ALL DIMENSIONS ARE IN mm.
2. ALL ELEVATIONS ARE VIEWED FROM OUTSIDE.
3. ALL DIMENSIONS TO BE VERIFIED ON SITE BEFORE FABRICATION.

LEGEND :
- X1 / XD01 — DETAIL MARK NO. / REFER SHEET NO.
1. F.F.L. --FINISHED FLOOR LEVEL
2. S.F.L. --STRUCTURAL FLOOR LEVEL
3. (R) --REVERSED DETAIL

NO.	DATE	REVISED	BY
E	17/01/2019	GENERAL REVISED	
D	22/12/2018	GENERAL REVISED	
C	04/12/2018	GENERAL REVISED	
B	24/11/2018	GENERAL REVISED	
A	10/9/2018	GENERAL REVISED	

JOB NO. : J-837

PROJECT :
URA KWUN TONG TOWN CENTRE REDEVELOPMENT (AREA 2 & 3) AT NKIL 6514, KWUN TONG, KWLOON

TITLE :
PART ELEVATION OF CURTAIN WALL AT TOWER 5

DATE : 04-JUL-18 | SCALE : 1:60 (A1)

DRAWN BY : ASING | CHECKED BY : –

美特鋁質有限公司
MIDI ALUMINIUM FABRICATOR LTD.
Units 6-8, Sunray Industrial Centre, 1/F
610 Cha Kwo Ling Road, Kowloon
Tel:23489211-4 Fax:(852)27727666

DWG NO. : J837-CW-2501 | REV. : E

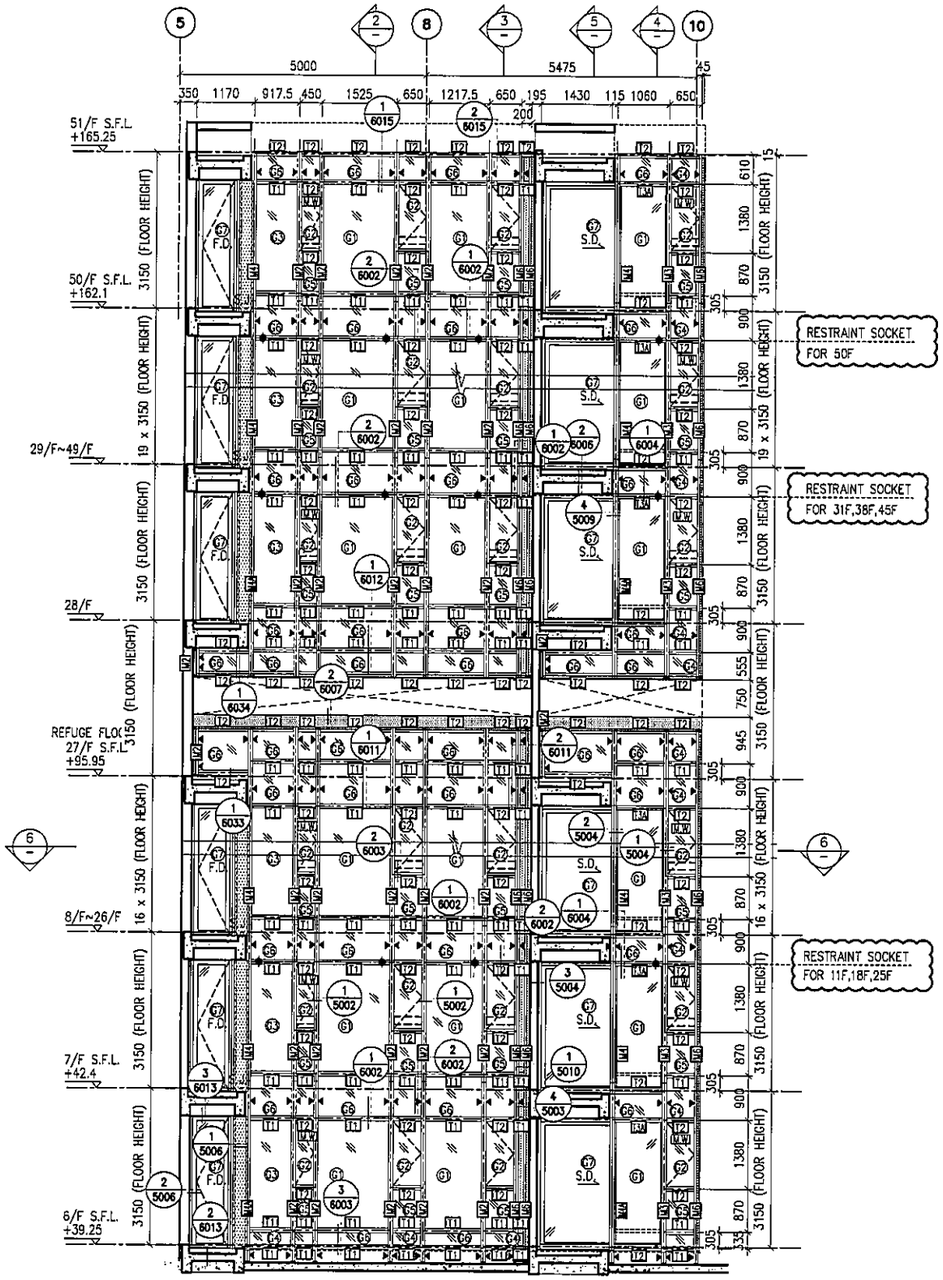

1 / PART ELEVATION FOR CURTAIN WALL

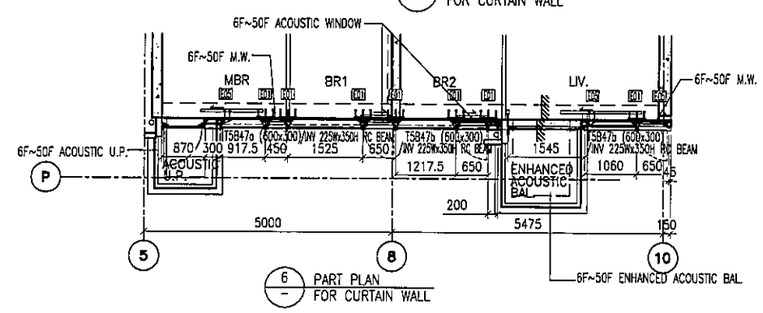

6 / PART PLAN FOR CURTAIN WALL

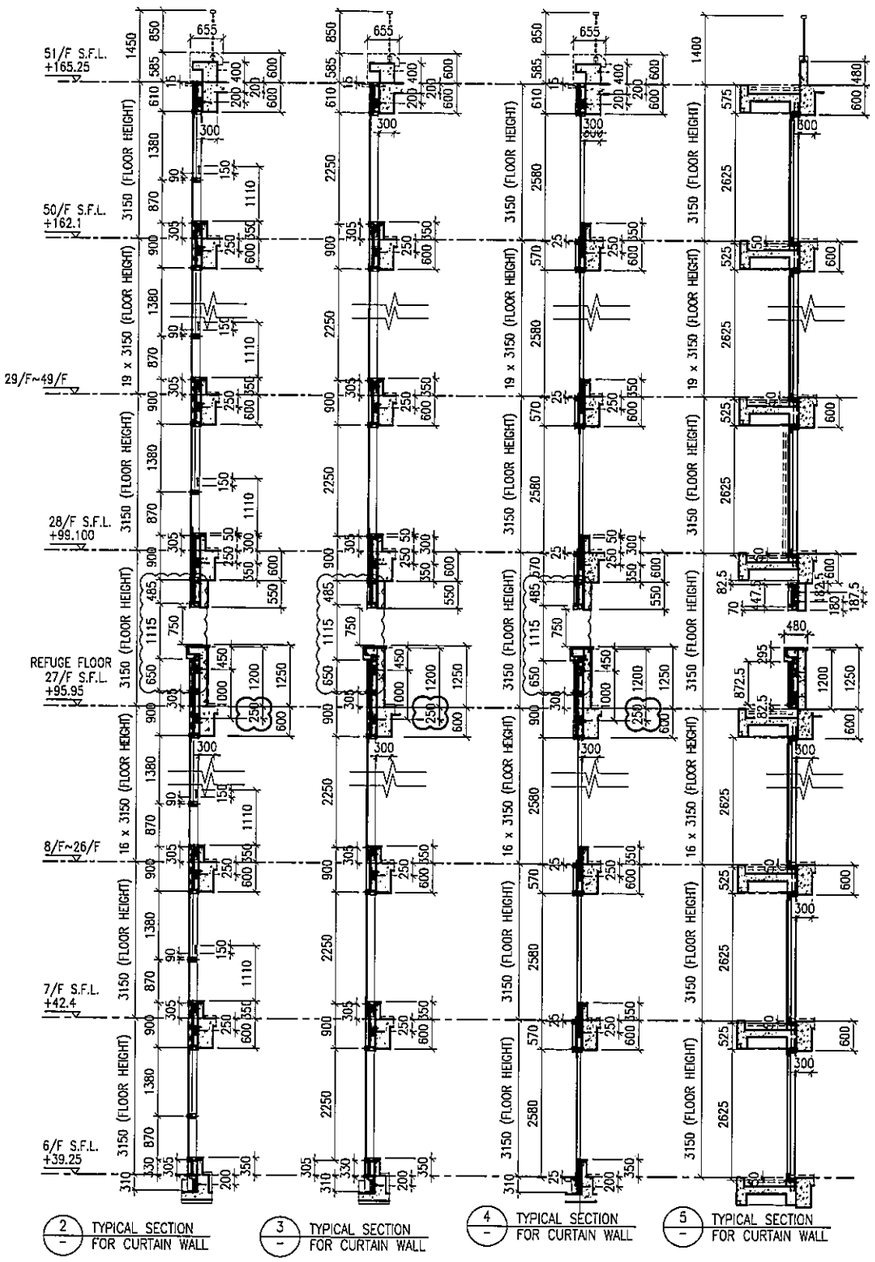

2 / TYPICAL SECTION FOR CURTAIN WALL

3 / TYPICAL SECTION FOR CURTAIN WALL

4 / TYPICAL SECTION FOR CURTAIN WALL

5 / TYPICAL SECTION FOR CURTAIN WALL

LEGEND:

- 61 – 10 mm THK. TEMPERED BLUE TINTED GLASS (OUTER) + 9 mm AIR SPACE + 8 mm THK. TEMPERED CLEAR GLASS (INNER)
- 62 – 8 mm THK. HEAT STRENGTHENED TINTED GLASS (OUTER)+ 9 mm AIR SPACE + 8 mm THK. HEAT STRENGTHENED CLEAR GLASS (INNER)
- 63 – 10 mm THK. HEAT STRENGTHENED BLUE TINTED GLASS (OUTER)+ 9 mm AIR SPACE + 8 mm THK. TEMPERED CLEAR GLASS (INNER)
- 64 – 8 mm THK. HEAT STRENGTHENED BLUE TINTED GLASS (SPANDREL GLASS)
- 65 – 8 mm THK. HEAT STRENGTHENED BLUE TINTED GLASS (OUTER)+ 9 mm AIR SPACE + 8 mm THK. TEMPERED CLEAR GLASS (INNER)
- 66 – 8 mm THK. TEMPERED BLUE TINTED GLASS (SPANDREL GLASS)
- 67 – 8 mm THK. HEAT STRENGTHENED TINTED GLASS (OUTER)+ 1.52PVB + 8 mm THK. HEAT STRENGTHENED CLEAR LAMINATED GLASS (INNER)
- 10 mm THK. TEMPERED GLASS (INTERNAL PROTECTIVE BARRIER)
- 3 mm THK. ALUM. CLADDING
- M.W. – MAINTENANCE WINDOW
- S.J. – STACK JOINT
- AE01 – ALUM. EXTRUSION DIE NO.
- ▲ – SUPPORT POINT
- ◆ – RESTRAINT SOCKET

B.D. REF :

CLIENT :
信和置業有限公司
Sino Land Company Limited

ARCHITECT :
WONG TUNG & PARTNERS LIMITED
ARCHITECTS & PLANNERS

MAIN CONTRACTOR :
CR Construction Company Limited

STRUCTURAL ENGINEER :
AECOM

FACADE CONSULTANT:
AECOM

NOTE :
1. ALL DIMENSIONS ARE IN mm.
2. ALL ELEVATIONS ARE VIEWED FROM OUTSIDE.
3. ALL DIMENSIONS TO BE VERIFIED ON SITE BEFORE FABRICATION.

LEGEND :
- X1 / XD01 – DETAIL MARK NO. / REFER SHEET NO.
1. F.F.L. --FINISHED FLOOR LEVEL
2. S.F.L. --STRUCTURAL FLOOR LEVEL
3. /R --REVERSED DETAIL

NO.	DATE	REVISED	BY
E	17/01/2019	GENERAL REVISED	
D	22/12/2018	GENERAL REVISED	
C	04/12/2018	GENERAL REVISED	
B	24/11/2018	GENERAL REVISED	
A	10/9/2018	GENERAL REVISED	

JOB NO. : J-837

PROJECT :
URA KWUN TONG TOWN CENTRE REDEVELOPMENT (AREA 2 & 3) AT NKIL 6514, KWUN TONG, KWLOON

TITLE :
PART ELEVATION OF CURTAIN WALL AT TOWER 5

DATE : 04-JUL-18 | SCALE : 1:60 (A1)

DRAWN BY : ASING | CHECKED BY : –

美特鋁質有限公司
MIDI ALUMINIUM FABRICATOR LTD.
Units 6-8, Sunray Industrial Centre, 1/F
610 Cha Kwo Ling Road, Kowloon
Tel:23489211-4 Fax:(852)27727666

DWG NO. : J837-CW-2502 | REV. : E

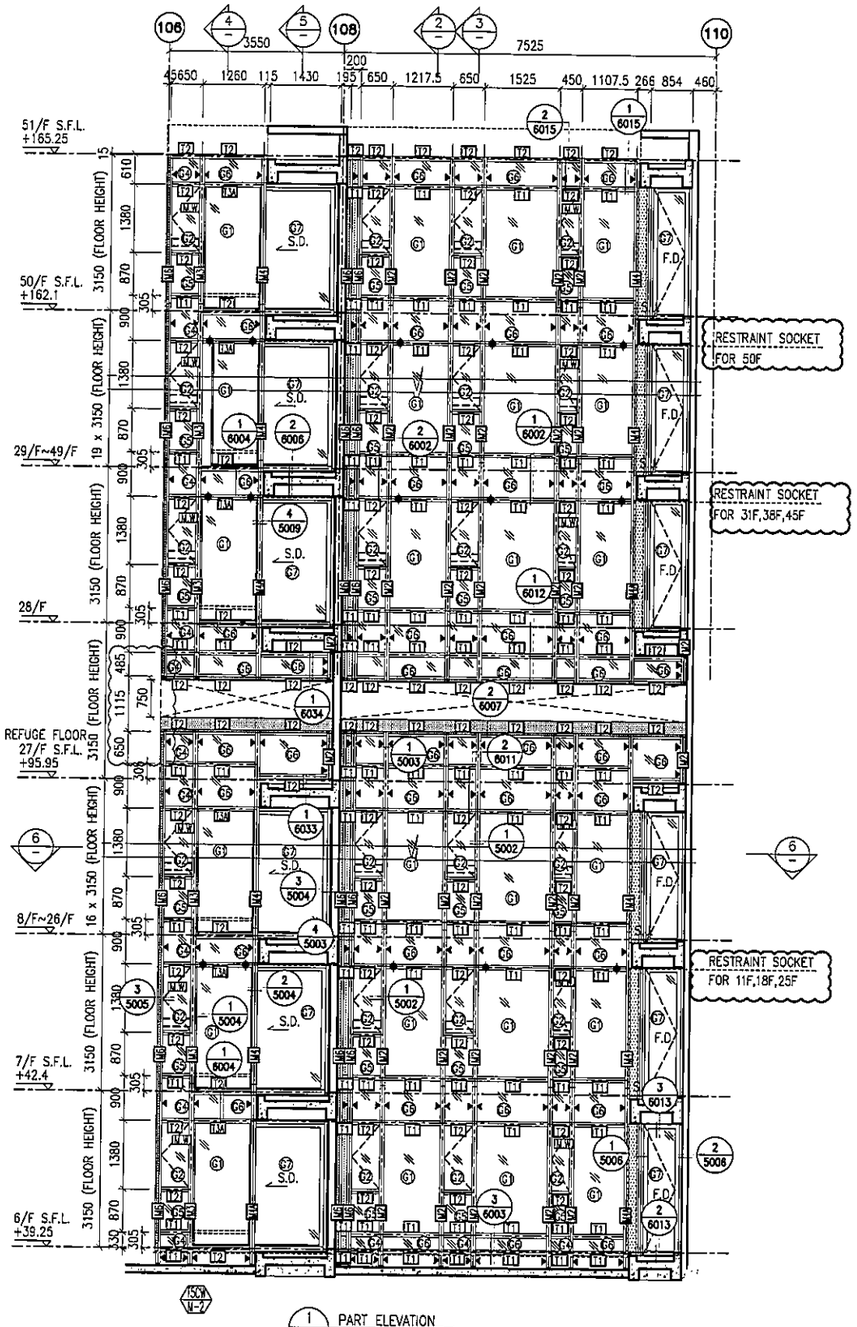

1 PART ELEVATION FOR CURTAIN WALL

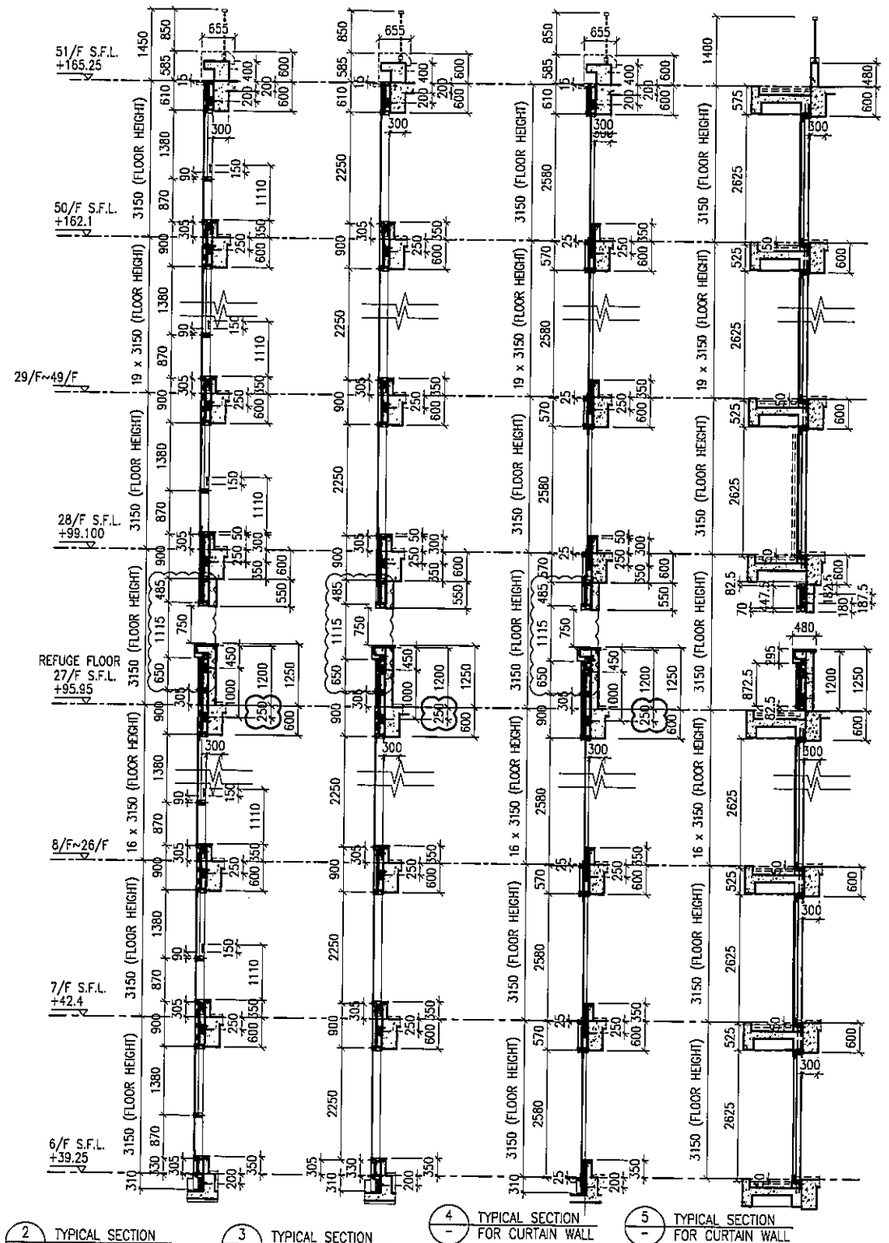

2 TYPICAL SECTION FOR CURTAIN WALL

3 TYPICAL SECTION FOR CURTAIN WALL

4 TYPICAL SECTION FOR CURTAIN WALL

5 TYPICAL SECTION FOR CURTAIN WALL

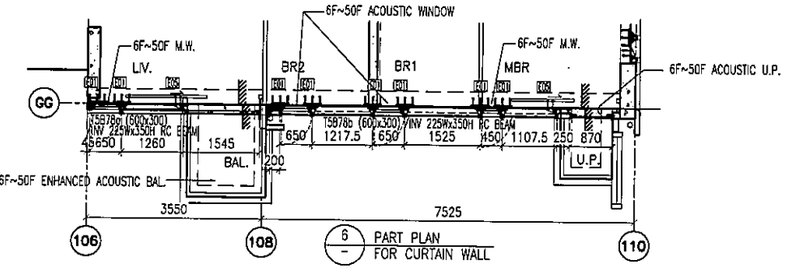

6 PART PLAN FOR CURTAIN WALL

LEGEND:

- 10 mm THK. TEMPERED BLUE TINTED GLASS (OUTER) + 9 mm AIR SPACE + 8 mm THK. TEMPERED CLEAR GLASS (INNER)
- 8 mm THK. HEAT STRENGTHENED TINTED GLASS (OUTER)+ 9 mm AIR SPACE + 8 mm THK. HEAT STRENGTHENED CLEAR GLASS (INNER)
- 10 mm THK. HEAT STRENGTHENED BLUE TINTED GLASS (OUTER)+ 9 mm AIR SPACE + 8 mm THK. TEMPERED CLEAR GLASS (INNER)
- 8 mm THK. HEAT STRENGTHENED BLUE TINTED GLASS (SPANDREL GLASS)
- 8 mm THK. HEAT STRENGTHENED BLUE TINTED GLASS (OUTER)+ 9 mm AIR SPACE + 8 mm THK. TEMPERED CLEAR GLASS (INNER)
- 8 mm THK. TEMPERED BLUE TINTED GLASS (SPANDREL GLASS)
- 8 mm THK. HEAT STRENGTHENED TINTED GLASS (OUTER)+ 1.52PVB + 8 mm THK. HEAT STRENGTHENED CLEAR LAMINATED GLASS (INNER) 10 mm THK. TEMPERED GLASS (INTERNAL PROTECTIVE BARRIER)
- 3 mm THK. ALUM. CLADDING
- M.W. – MAINTENANCE WINDOW
- S.J. – STACK JOINT
- AE01 – ALUM. EXTRUSION DIE NO.
- ▲ – SUPPORT POINT
- ◆ – RESTRAINT SOCKET

B.D. REF :

CLIENT :
信和置業有限公司
Sino Land Company Limited

ARCHITECT :
WONG TUNG & PARTNERS LIMITED
ARCHITECTS & PLANNERS

MAIN CONTRACTOR :
CR Construction Company Limited

STRUCTURAL ENGINEER :
AECOM

FACADE CONSULTANT:
AECOM

NOTE :
1. ALL DIMENSIONS ARE IN mm.
2. ALL ELEVATIONS ARE VIEWED FROM OUTSIDE.
3. ALL DIMENSIONS TO BE VERIFIED ON SITE BEFORE FABRICATION.

LEGEND :
- X1 / X001 — DETAIL MARK NO. / REFER SHEET NO.
1. F.F.L. --FINISHED FLOOR LEVEL
2. S.F.L. --STRUCTURAL FLOOR LEVEL
3. (R) --REVERSED DETAIL

NO.	DATE	REVISED	BY
E	17/01/2019	GENERAL REVISED	
D	22/12/2018	GENERAL REVISED	
C	04/12/2018	GENERAL REVISED	
B	24/11/2018	GENERAL REVISED	
A	10/9/2018	GENERAL REVISED	

JOB NO. : J-837

PROJECT :
URA KWUN TONG TOWN CENTRE REDEVELOPMENT (AREA 2 & 3) AT NKIL 6514, KWUN TONG, KWLOON

TITLE :
PART ELEVATION OF CURTAIN WALL AT TOWER 5

DATE : 04-JUL-18 | SCALE : 1:60 (A1)

DRAWN BY : ASING | CHECKED BY : -

美特鋁質有限公司
MIDI ALUMINIUM FABRICATOR LTD.
Units 6-8, Sunray Industrial Centre, 1/F
610 Cha Kwo Ling Road, Kowloon
Tel:23489211-4 Fax:(852)27727666

DWG NO. : J837-CW-2503 | REV. : E

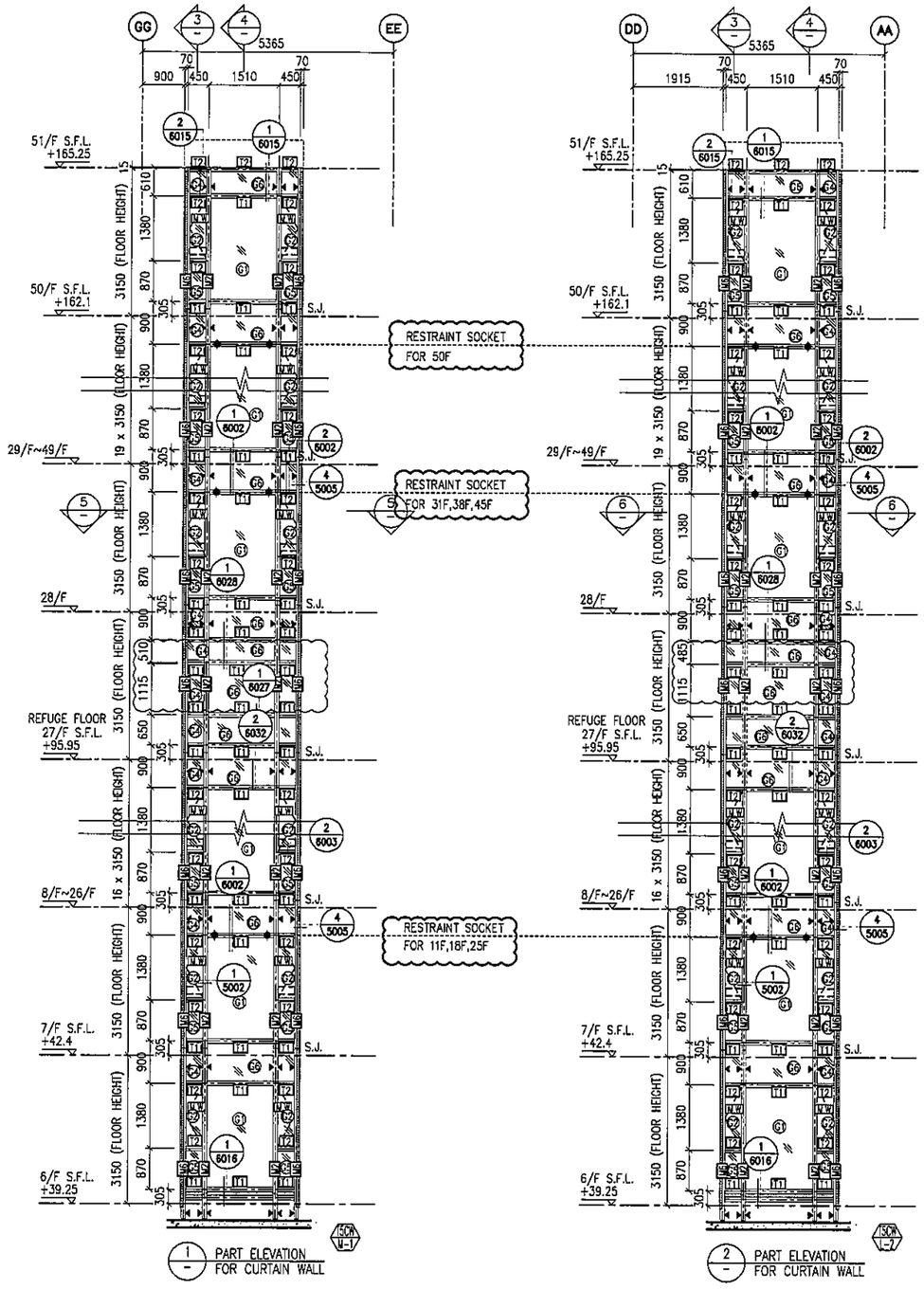

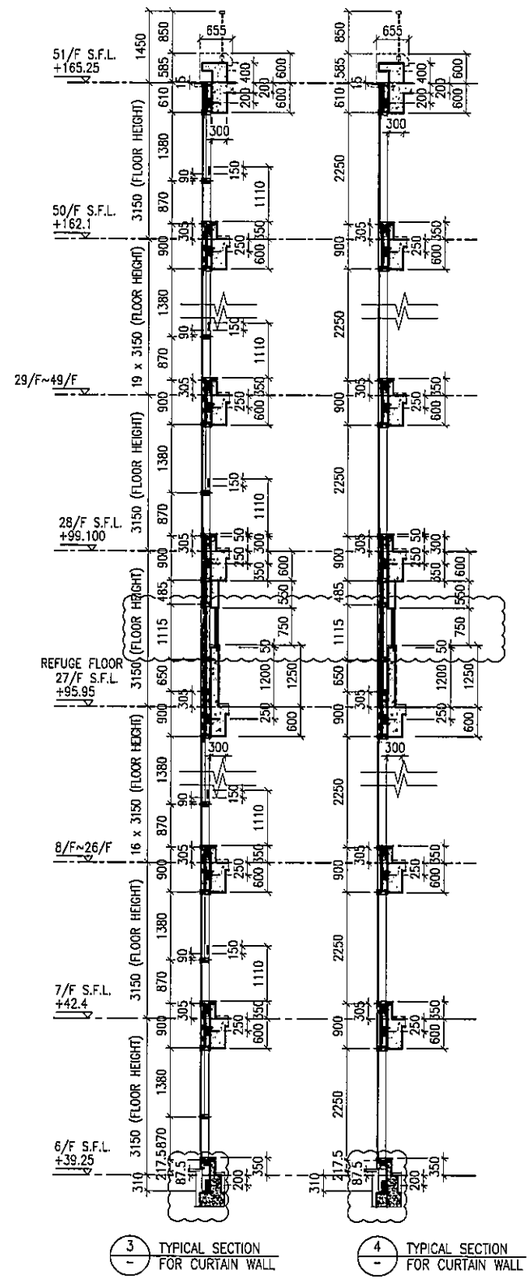

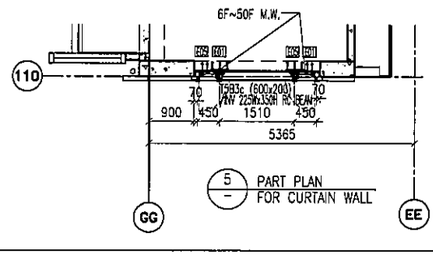

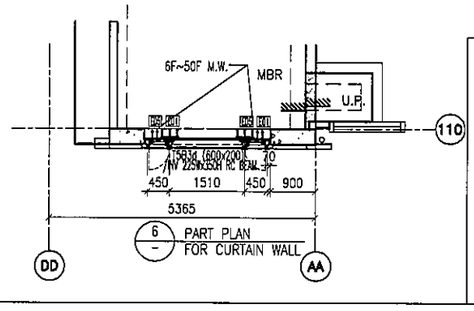

LEGEND:

- G1+ – 10 mm THK. TEMPERED BLUE TINTED GLASS (OUTER) + 9 mm AIR SPACE + 8 mm THK. TEMPERED CLEAR GLASS (INNER)
- G2+ – 8 mm THK. HEAT STRENGTHENED TINTED GLASS (OUTER)+ 9 mm AIR SPACE + 8 mm THK. HEAT STRENGTHENED CLEAR GLASS (INNER)
- G3+ – 10 mm THK. HEAT STRENGTHENED BLUE TINTED GLASS (OUTER)+ 9 mm AIR SPACE + 8 mm THK. TEMPERED CLEAR GLASS (INNER)
- G4+ – 8 mm THK. HEAT STRENGTHENED BLUE TINTED GLASS (SPANDREL GLASS)
- G5+ – 8 mm THK. HEAT STRENGTHENED BLUE TINTED GLASS (OUTER)+ 9 mm AIR SPACE + 8 mm THK. TEMPERED CLEAR GLASS (INNER)
- G6+ – 8 mm THK. TEMPERED BLUE TINTED GLASS (SPANDREL GLASS)
- G7+ – 8 mm THK. HEAT STRENGTHENED TINTED GLASS (OUTER)+ 1.52PVB + 8 mm THK. HEAT STRENGTHENED CLEAR LAMINATED GLASS (INNER) 10 mm THK. TEMPERED GLASS (INTERNAL PROTECTIVE BARRIER)
- 3 mm THK. ALUM. CLADDING
- M.W. – MAINTENANCE WINDOW
- S.J. – STACK JOINT
- AE01 – ALUM. EXTRUSION DIE NO.
- ▲ – SUPPORT POINT
- ✦ – RESTRAINT SOCKET

B.D. REF :

CLIENT :
信和置業有限公司
Sino Land Company Limited

ARCHITECT : WONG TUNG & PARTNERS LIMITED ARCHITECTS & PLANNERS

MAIN CONTRACTOR :
CR Construction Company Limited

STRUCTURAL ENGINEER :
AECOM

FACADE CONSULTANT:
AECOM

NOTE :
1. ALL DIMENSIONS ARE IN mm.
2. ALL ELEVATIONS ARE VIEWED FROM OUTSIDE.
3. ALL DIMENSIONS TO BE VERIFIED ON SITE BEFORE FABRICATION.

LEGEND :
- X1 / X001 — DETAIL MARK NO. / REFER SHEET NO.
1. F.F.L. --FINISHED FLOOR LEVEL
2. S.F.L. --STRUCTURAL FLOOR LEVEL
3. /R --REVERSED DETAIL

NO.	DATE	REVISED	BY
E	17/01/2019	GENERAL REVISED	
D	22/12/2018	GENERAL REVISED	
C	04/12/2018	GENERAL REVISED	
B	24/11/2018	GENERAL REVISED	
A	10/9/2018	GENERAL REVISED	

JOB NO. : J-837

PROJECT :
URA KWUN TONG TOWN CENTRE REDEVELOPMENT (AREA 2 & 3) AT NKIL 6514, KWUN TONG, KWLOON

TITLE :
PART ELEVATION OF CURTAIN WALL AT TOWER 5

DATE : 04-JUL-18 | SCALE : 1:60 (A1)

DRAWN BY : ASING | CHECKED BY : -

美特鋁質有限公司
MIDI ALUMINIUM FABRICATOR LTD.
Units 6-8, Sunray Industrial Centre, 1/F
610 Cha Kwo Ling Road, Kowloon
Tel:23489211-4 Fax:(852)27727666

DWG NO. : J837-CW-2504 | REV. : E

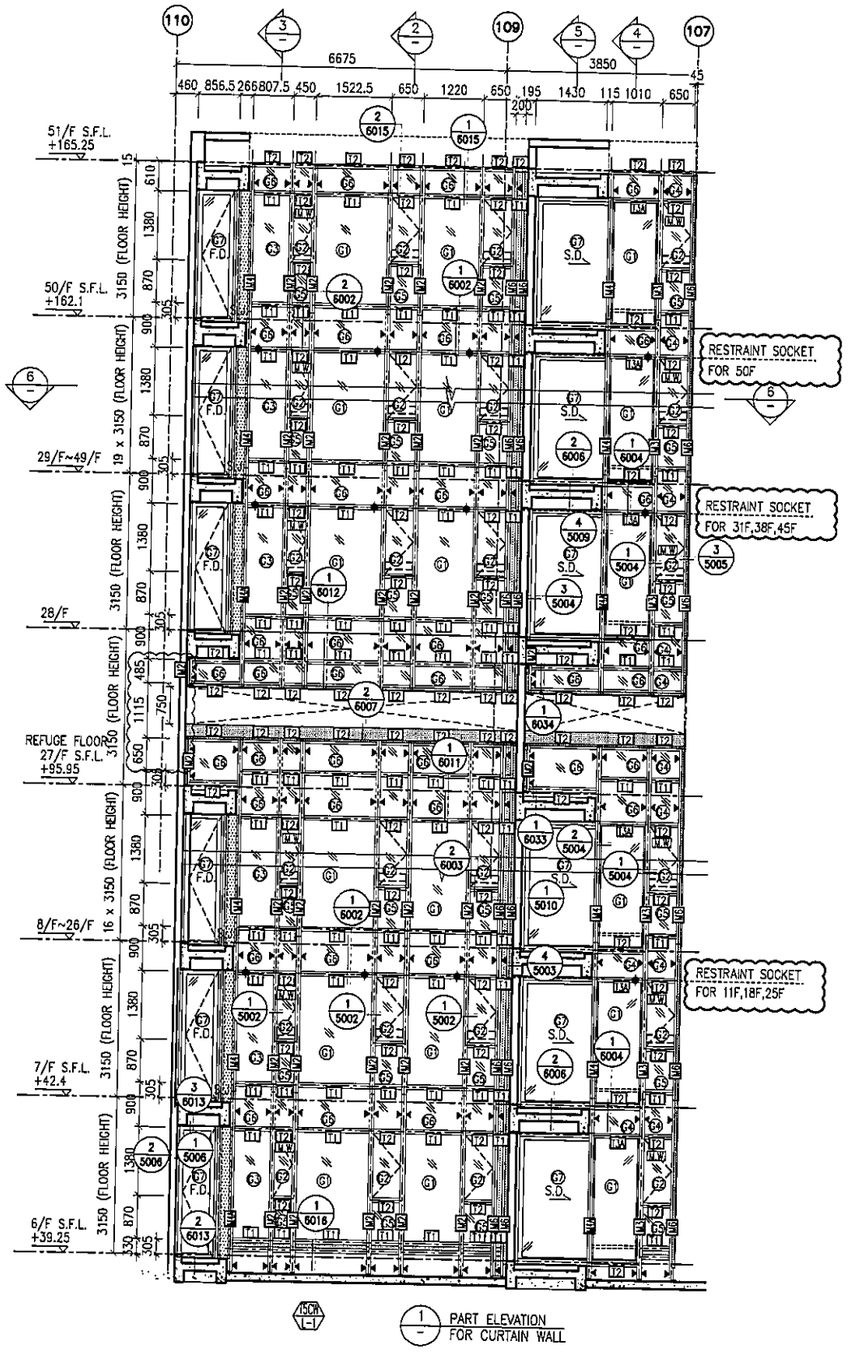

1 PART ELEVATION FOR CURTAIN WALL

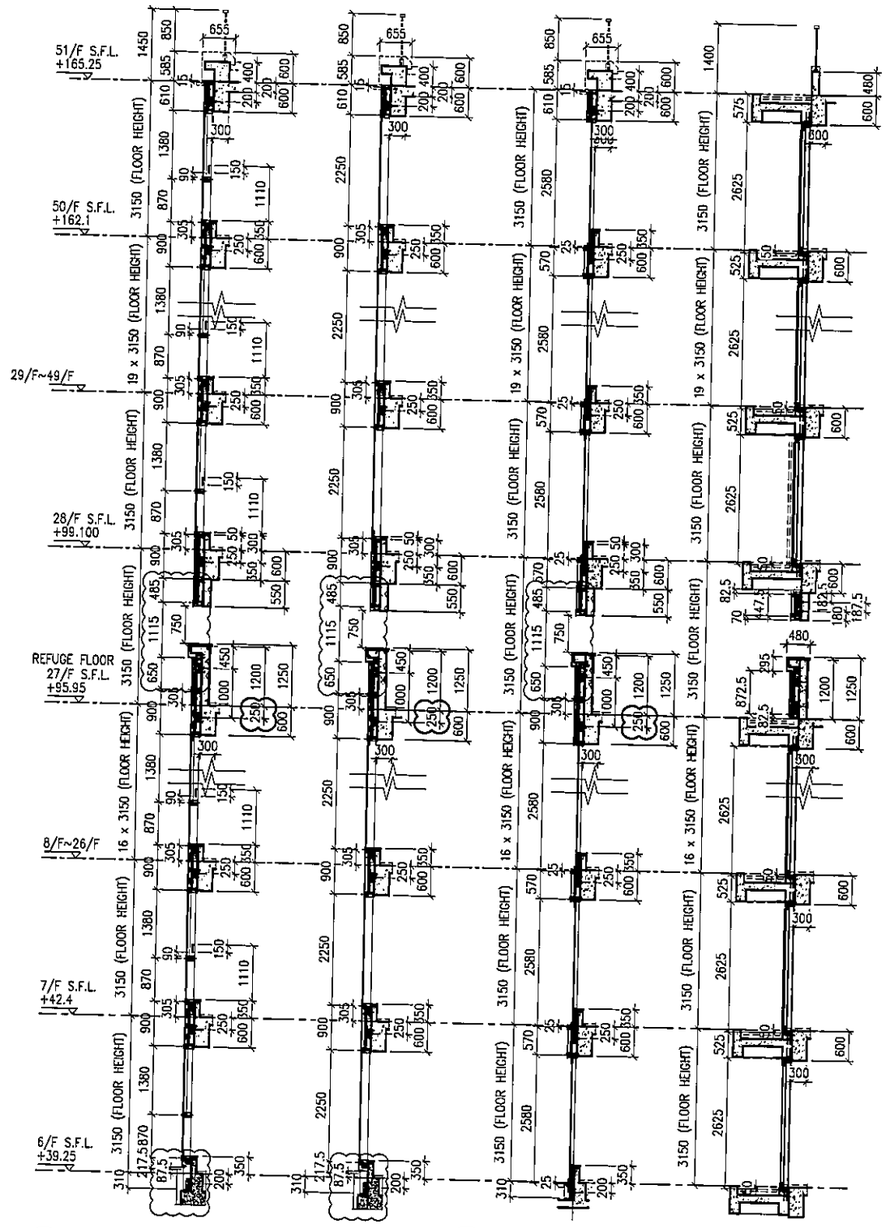

2 TYPICAL SECTION FOR CURTAIN WALL

3 TYPICAL SECTION FOR CURTAIN WALL

4 TYPICAL SECTION FOR CURTAIN WALL

5 TYPICAL SECTION FOR CURTAIN WALL

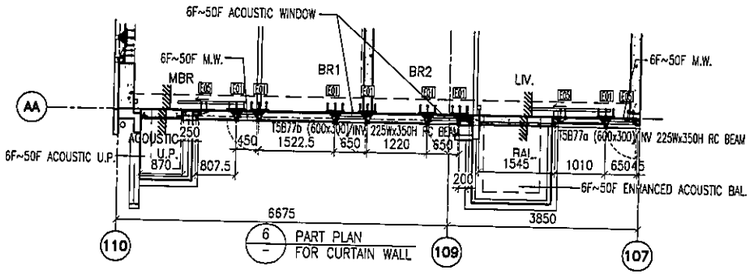

6 PART PLAN FOR CURTAIN WALL

LEGEND:

- 10 mm THK. TEMPERED BLUE TINTED GLASS (OUTER) + 9 mm AIR SPACE + 8 mm THK. TEMPERED CLEAR GLASS (INNER)
- 8 mm THK. HEAT STRENGTHENED TINTED GLASS (OUTER)+ 9 mm AIR SPACE + 8 mm THK. HEAT STRENGTHENED CLEAR GLASS (INNER)
- 10 mm THK. HEAT STRENGTHENED BLUE TINTED GLASS (OUTER)+ 9 mm AIR SPACE + 8 mm THK. TEMPERED CLEAR GLASS (INNER)
- 8 mm THK. HEAT STRENGTHENED BLUE TINTED GLASS (SPANDREL GLASS)
- 8 mm THK. HEAT STRENGTHENED BLUE TINTED GLASS (OUTER)+ 9 mm AIR SPACE + 8 mm THK. TEMPERED CLEAR GLASS (INNER)
- 8 mm THK. TEMPERED BLUE TINTED GLASS (SPANDREL GLASS)
- 8 mm THK. HEAT STRENGTHENED TINTED GLASS (OUTER)+ 1.52PVB + 8 mm THK. HEAT STRENGTHENED CLEAR LAMINATED GLASS (INNER)
- 10 mm THK. TEMPERED GLASS (INTERNAL PROTECTIVE BARRIER)
- 3 mm THK. ALUM. CLADDING
- M.W. – MAINTENANCE WINDOW
- S.J. – STACK JOINT
- AE01 – ALUM. EXTRUSION DIE NO.
- ▲ – SUPPORT POINT
- ✦ – RESTRAINT SOCKET

B.D. REF :

CLIENT :
信和置業有限公司
Sino Land Company Limited

ARCHITECT : WONG TUNG & PARTNERS LIMITED ARCHITECTS & PLANNERS

MAIN CONTRACTOR :
CR Construction Company Limited

STRUCTURAL ENGINEER :
AECOM

FACADE CONSULTANT:
AECOM

NOTE :
1. ALL DIMENSIONS ARE IN mm.
2. ALL ELEVATIONS ARE VIEWED FROM OUTSIDE.
3. ALL DIMENSIONS TO BE VERIFIED ON SITE BEFORE FABRICATION.

LEGEND :
- X1 / X001 — DETAIL MARK NO. / REFER SHEET NO.
1. F.F.L. --FINISHED FLOOR LEVEL
2. S.F.L. --STRUCTURAL FLOOR LEVEL
3. (R) --REVERSED DETAIL

NO.	DATE	REVISED	BY
E	17/01/2019	GENERAL REVISED	
D	22/12/2018	GENERAL REVISED	
C	04/12/2018	GENERAL REVISED	
B	24/11/2018	GENERAL REVISED	
A	10/9/2018	GENERAL REVISED	

JOB NO. : J-837

PROJECT :
URA KWUN TONG TOWN CENTRE REDEVELOPMENT (AREA 2 & 3) AT NKIL 6514, KWUN TONG, KWLOON

TITLE :
PART ELEVATION OF CURTAIN WALL AT TOWER 5

DATE : 04-JUL-18 | SCALE : 1:60 (A1)

DRAWN BY : ASING | CHECKED BY : –

美特鋁質有限公司
MIDI ALUMINIUM FABRICATOR LTD.
Units 6-8, Sunray Industrial Centre, 1/F
610 Cha Kwo Ling Road, Kowloon
Tel:23489211-4 Fax:(852)27727666

DWG NO. : J837-CW-2505 | REV. : E

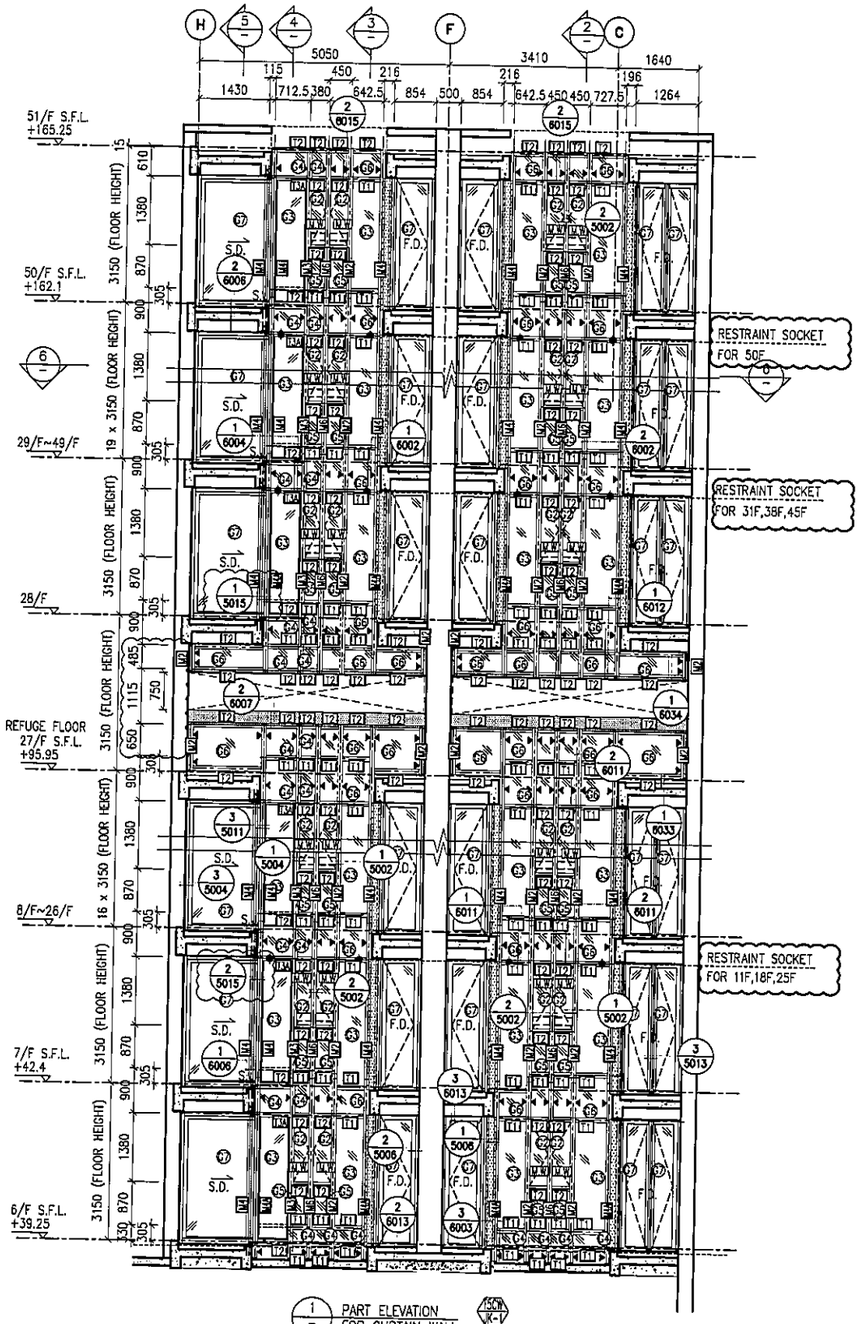

1 PART ELEVATION FOR CURTAIN WALL

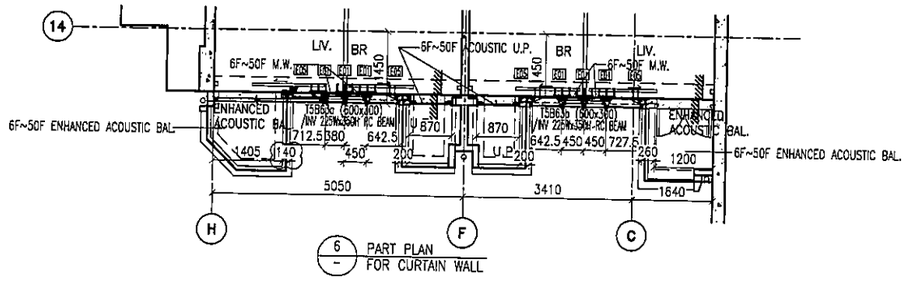

6 PART PLAN FOR CURTAIN WALL

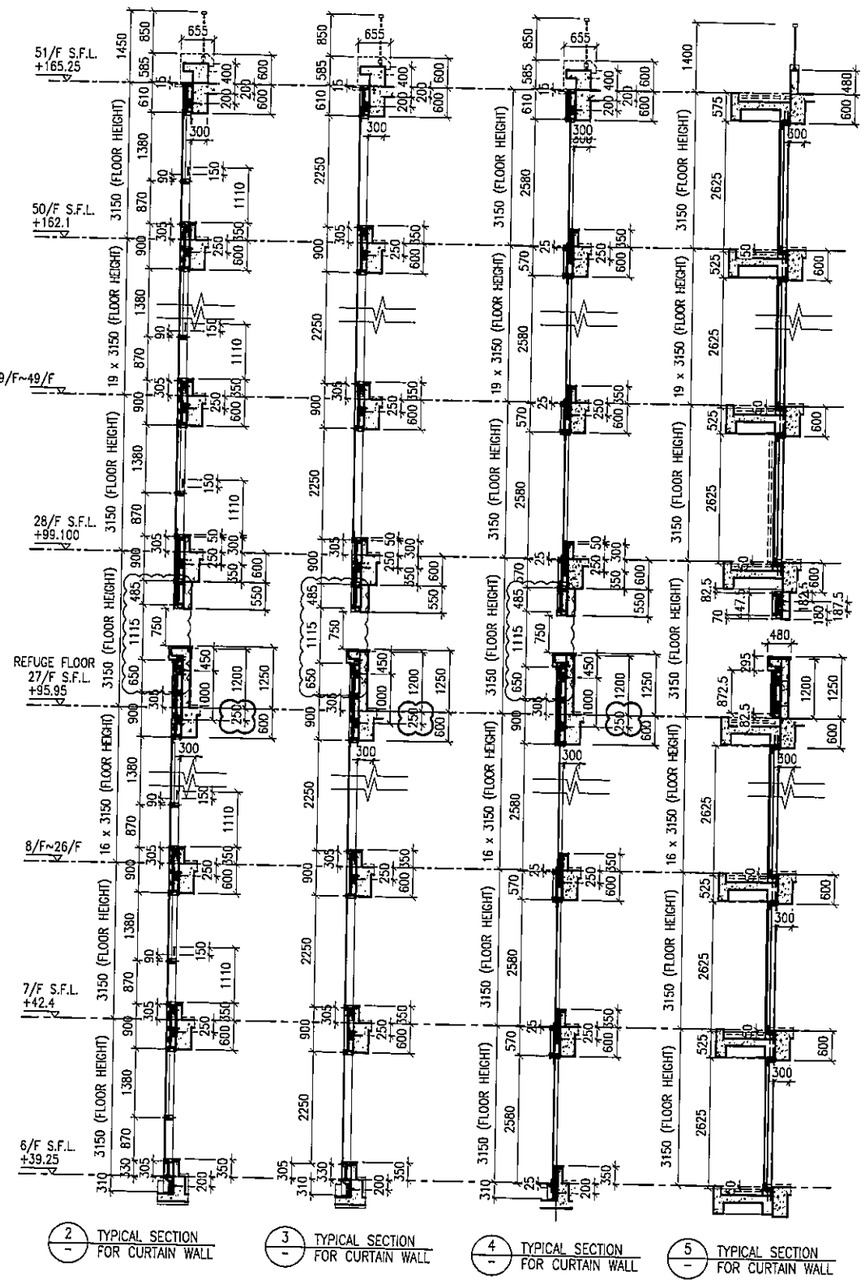

2 TYPICAL SECTION FOR CURTAIN WALL

3 TYPICAL SECTION FOR CURTAIN WALL

4 TYPICAL SECTION FOR CURTAIN WALL

5 TYPICAL SECTION FOR CURTAIN WALL

LEGEND:

- 10 mm THK. TEMPERED BLUE TINTED GLASS (OUTER) + 9 mm AIR SPACE + 8 mm THK. TEMPERED CLEAR GLASS (INNER)
- 8 mm THK. HEAT STRENGTHENED TINTED GLASS (OUTER)+ 9 mm AIR SPACE + 8 mm THK. HEAT STRENGTHENED CLEAR GLASS (INNER)
- 10 mm THK. HEAT STRENGTHENED BLUE TINTED GLASS (OUTER)+ 9 mm AIR SPACE + 8 mm THK. TEMPERED CLEAR GLASS (INNER)
- 8 mm THK. HEAT STRENGTHENED BLUE TINTED GLASS (SPANDREL GLASS)
- 8 mm THK. HEAT STRENGTHENED BLUE TINTED GLASS (OUTER)+ 9 mm AIR SPACE + 8 mm THK. TEMPERED CLEAR GLASS (INNER)
- 8 mm THK. TEMPERED BLUE TINTED GLASS (SPANDREL GLASS)
- 8 mm THK. HEAT STRENGTHENED TINTED GLASS (OUTER)+ 1.52PVB + 8 mm THK. HEAT STRENGTHENED CLEAR LAMINATED GLASS (INNER)
- 10 mm THK. TEMPERED GLASS (INTERNAL PROTECTIVE BARRIER)
- 3 mm THK. ALUM. CLADDING
- M.W. - MAINTENANCE WINDOW
- S.J. - STACK JOINT
- AE01 - ALUM. EXTRUSION DIE NO.
- ▲ - SUPPORT POINT
- ✦ - RESTRAINT SOCKET

B.D. REF :

CLIENT :
信和置業有限公司
Sino Land Company Limited

ARCHITECT :
WONG TUNG & PARTNERS LIMITED
ARCHITECTS & PLANNERS

MAIN CONTRACTOR :
CR Construction Company Limited

STRUCTURAL ENGINEER :
AECOM

FACADE CONSULTANT:
AECOM

NOTE :
1. ALL DIMENSIONS ARE IN mm.
2. ALL ELEVATIONS ARE VIEWED FROM OUTSIDE.
3. ALL DIMENSIONS TO BE VERIFIED ON SITE BEFORE FABRICATION.

LEGEND :
- X1 / X001 — DETAIL MARK NO. / REFER SHEET NO.
1. F.F.L. --FINISHED FLOOR LEVEL
2. S.F.L. --STRUCTURAL FLOOR LEVEL
3. (R) --REVERSED DETAIL

NO.	DATE	REVISED	BY
E	17/01/2019	GENERAL REVISED	
D	22/12/2018	GENERAL REVISED	
C	04/12/2018	GENERAL REVISED	
B	24/11/2018	GENERAL REVISED	
A	10/9/2018	GENERAL REVISED	

JOB NO. : J-837

PROJECT :
URA KWUN TONG TOWN CENTRE REDEVELOPMENT (AREA 2 & 3) AT NKIL 6514, KWUN TONG, KWLOON

TITLE :
PART ELEVATION OF CURTAIN WALL AT TOWER 5

DATE : 04-JUL-18 | SCALE : 1:60 (A1)

DRAWN BY : ASING | CHECKED BY : -

美特鋁質有限公司
MIDI ALUMINIUM FABRICATOR LTD.
Units 6-8, Sunray Industrial Centre, 1/F
610 Cha Kwo Ling Road, Kowloon
Tel:23489211-4 Fax:(852)27727666

DWG NO. : J837-CW-2506 | REV. : E

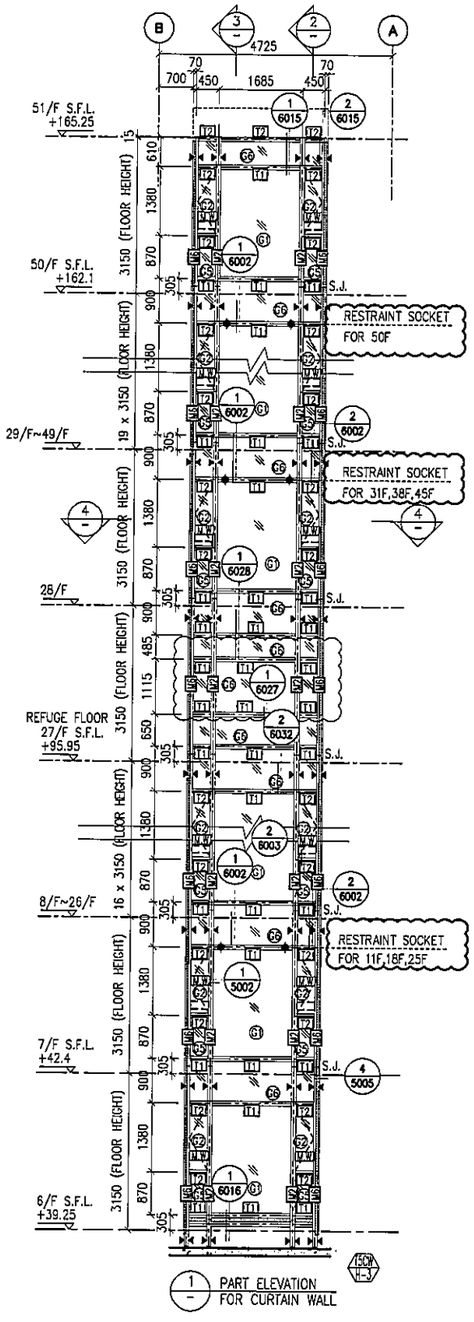

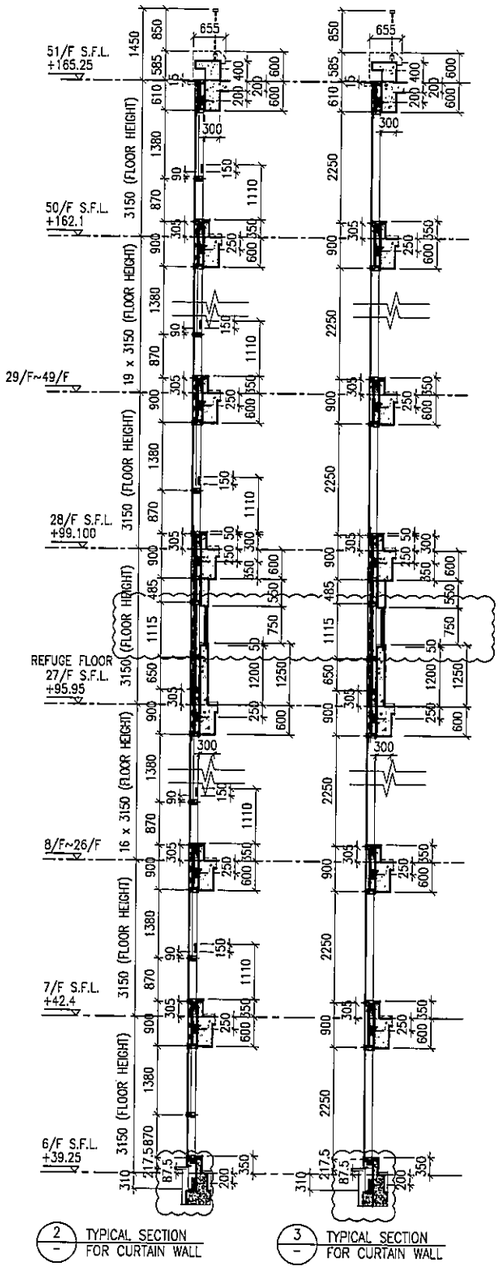

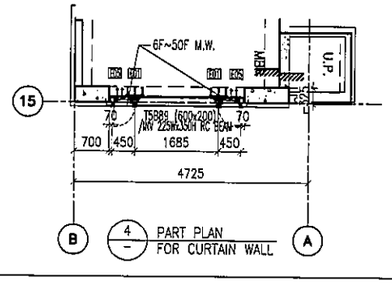

LEGEND:

- 61 – 10 mm THK. TEMPERED BLUE TINTED GLASS (OUTER) + 9 mm AIR SPACE + 8 mm THK. TEMPERED CLEAR GLASS (INNER)
- 62 – 8 mm THK. HEAT STRENGTHENED TINTED GLASS (OUTER)+ 9 mm AIR SPACE + 8 mm THK. HEAT STRENGTHENED CLEAR GLASS (INNER)
- 63 – 10 mm THK. HEAT STRENGTHENED BLUE TINTED GLASS (OUTER)+ 9 mm AIR SPACE + 8 mm THK. TEMPERED CLEAR GLASS (INNER)
- 64 – 8 mm THK. HEAT STRENGTHENED BLUE TINTED GLASS (SPANDREL GLASS)
- 65 – 8 mm THK. HEAT STRENGTHENED BLUE TINTED GLASS (OUTER)+ 9 mm AIR SPACE + 8 mm THK. TEMPERED CLEAR GLASS (INNER)
- 68 – 8 mm THK. TEMPERED BLUE TINTED GLASS (SPANDREL GLASS)
- 67 – 8 mm THK. HEAT STRENGTHENED TINTED GLASS (OUTER)+ 1.52PVB + 8 mm THK. HEAT STRENGTHENED CLEAR LAMINATED GLASS (INNER)
- 10 mm THK. TEMPERED GLASS (INTERNAL PROTECTIVE BARRIER)
- 3 mm THK. ALUM. CLADDING
- M.W. – MAINTENANCE WINDOW
- S.J. – STACK JOINT
- AE01 – ALUM. EXTRUSION DIE NO.
- ▲ – SUPPORT POINT
- ◆ – RESTRAINT SOCKET

B.D. REF :

CLIENT :
信和置業有限公司
Sino Land Company Limited

ARCHITECT :
WONG TUNG & PARTNERS LIMITED
ARCHITECTS & PLANNERS

MAIN CONTRACTOR :
CR Construction Company Limited

STRUCTURAL ENGINEER :
AECOM

FACADE CONSULTANT:
AECOM

NOTE :
1. ALL DIMENSIONS ARE IN mm.
2. ALL ELEVATIONS ARE VIEWED FROM OUTSIDE.
3. ALL DIMENSIONS TO BE VERIFIED ON SITE BEFORE FABRICATION.

LEGEND :
X1 / X001 – DETAIL MARK NO. / REFER SHEET NO.
1. F.F.L. --FINISHED FLOOR LEVEL
2. S.F.L. --STRUCTURAL FLOOR LEVEL
3. /R --REVERSED DETAIL

NO.	DATE	REVISED	BY
E	17/01/2019	GENERAL REVISED	
D	22/12/2018	GENERAL REVISED	
C	04/12/2018	GENERAL REVISED	
B	24/11/2018	GENERAL REVISED	
A	10/9/2018	GENERAL REVISED	

JOB NO. : J-837

PROJECT :
URA KWUN TONG TOWN CENTRE REDEVELOPMENT (AREA 2 & 3) AT NKIL 6514, KWUN TONG, KWLOON

TITLE :
PART ELEVATION OF CURTAIN WALL AT TOWER 5

DATE : 04-JUL-18 | SCALE : 1:60 (A1)

DRAWN BY : ASING | CHECKED BY : -

美特鋁質有限公司
MIDI ALUMINIUM FABRICATOR LTD.
Units 6-8, Sunray Industrial Centre, 1/F
610 Cha Kwo Ling Road, Kowloon
Tel:23489211-4 Fax:(852)27727666

DWG NO. : J837-CW-2507 | REV. : E

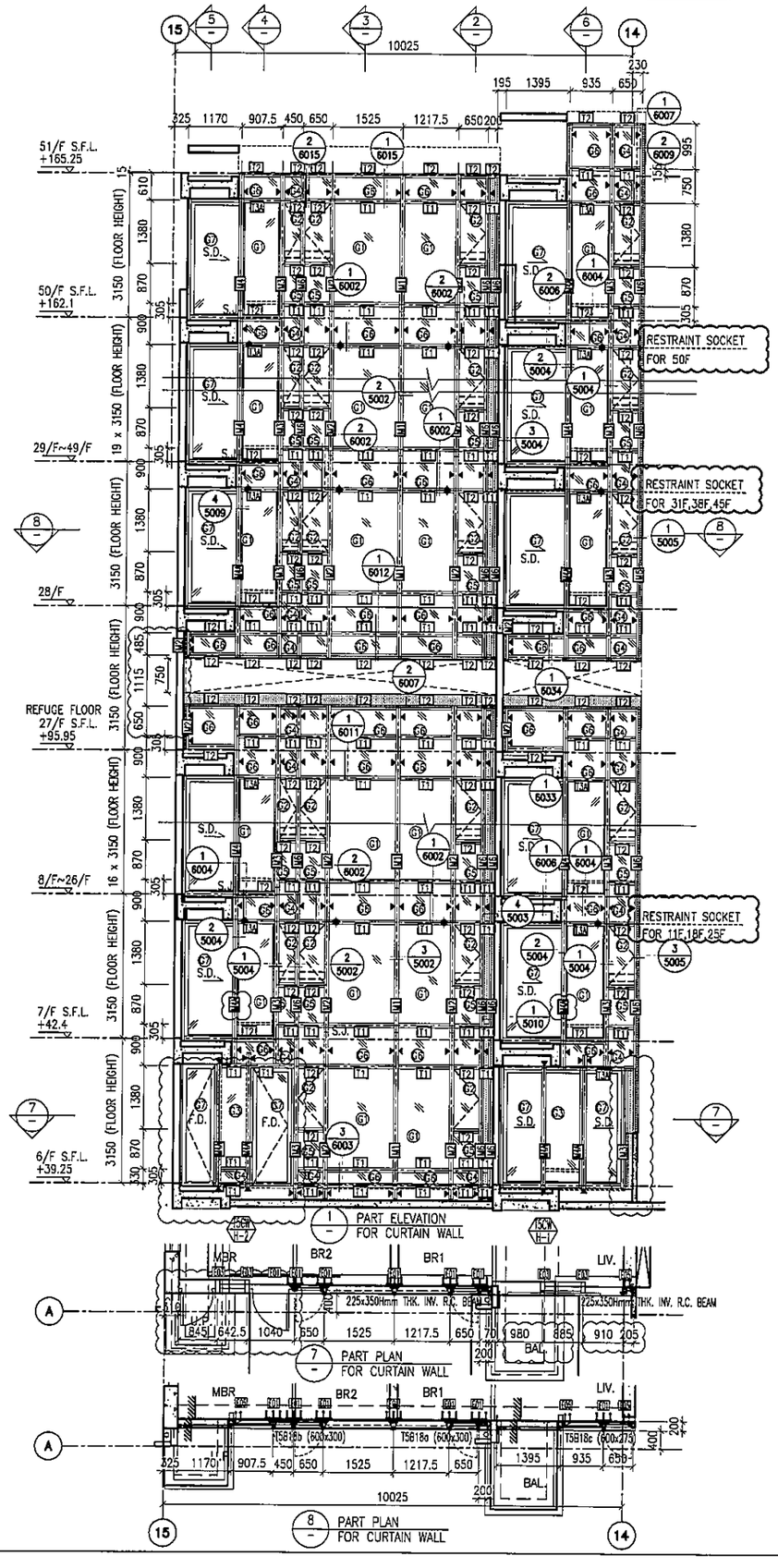

1 PART ELEVATION FOR CURTAIN WALL

7 PART PLAN FOR CURTAIN WALL

8 PART PLAN FOR CURTAIN WALL

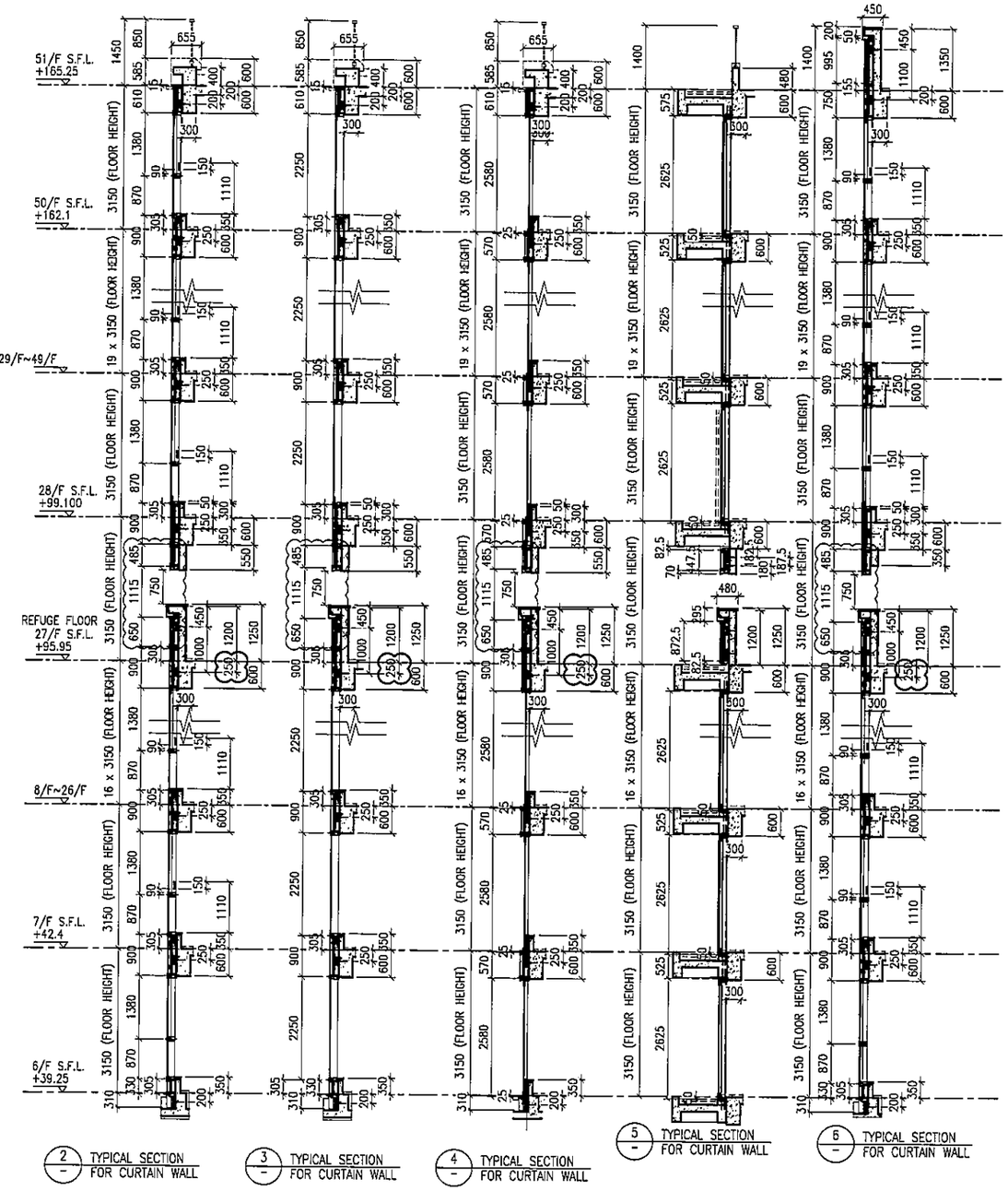

2 TYPICAL SECTION FOR CURTAIN WALL

3 TYPICAL SECTION FOR CURTAIN WALL

4 TYPICAL SECTION FOR CURTAIN WALL

5 TYPICAL SECTION FOR CURTAIN WALL

6 TYPICAL SECTION FOR CURTAIN WALL

LEGEND:

- 61 – 10 mm THK. TEMPERED BLUE TINTED GLASS (OUTER) + 9 mm AIR SPACE + 8 mm THK. TEMPERED CLEAR GLASS (INNER)
- 62 – 8 mm THK. HEAT STRENGTHENED TINTED GLASS (OUTER)+ 9 mm AIR SPACE + 8 mm THK. HEAT STRENGTHENED CLEAR GLASS (INNER)
- 63 – 10 mm THK. HEAT STRENGTHENED BLUE TINTED GLASS (OUTER)+ 9 mm AIR SPACE + 8 mm THK. TEMPERED CLEAR GLASS (INNER)
- 64 – 8 mm THK. HEAT STRENGTHENED BLUE TINTED GLASS (SPANDREL GLASS)
- 65 – 8 mm THK. HEAT STRENGTHENED BLUE TINTED GLASS (OUTER)+ 9 mm AIR SPACE + 8 mm THK. TEMPERED CLEAR GLASS (INNER)
- 66 – 8 mm THK. TEMPERED BLUE TINTED GLASS (SPANDREL GLASS)
- 67 – 8 mm THK. HEAT STRENGTHENED TINTED GLASS (OUTER)+ 1.52PVB + 8 mm THK. HEAT STRENGTHENED CLEAR LAMINATED GLASS (INNER)
- 10 mm THK. TEMPERED GLASS (INTERNAL PROTECTIVE BARRIER)
- 3 mm THK. ALUM. CLADDING
- M.W. – MAINTENANCE WINDOW
- S.J. – STACK JOINT
- AE01 – ALUM. EXTRUSION DIE NO.
- ▲ – SUPPORT POINT
- ✦ – RESTRAINT SOCKET

B.D. REF :

CLIENT :
信和置業有限公司
Sino Land Company Limited

ARCHITECT :
WONG TUNG & PARTNERS LIMITED
ARCHITECTS & PLANNERS

MAIN CONTRACTOR :
CR Construction Company Limited

STRUCTURAL ENGINEER :
AECOM

FACADE CONSULTANT:
AECOM

NOTE :
1. ALL DIMENSIONS ARE IN mm.
2. ALL ELEVATIONS ARE VIEWED FROM OUTSIDE.
3. ALL DIMENSIONS TO BE VERIFIED ON SITE BEFORE FABRICATION.

LEGEND :
- X1 / X001 – DETAIL MARK NO. / REFER SHEET NO.
1. F.F.L. --FINISHED FLOOR LEVEL
2. S.F.L. --STRUCTURAL FLOOR LEVEL
3. (R) --REVERSED DETAIL

NO.	DATE	REVISED	BY
E	17/01/2019	GENERAL REVISED	
D	22/12/2018	GENERAL REVISED	
C	04/12/2018	GENERAL REVISED	
B	24/11/2018	GENERAL REVISED	
A	10/9/2018	GENERAL REVISED	

JOB NO. : J-837

PROJECT :
URA KWUN TONG TOWN CENTRE REDEVELOPMENT (AREA 2 & 3) AT NKIL 6514, KWUN TONG, KWLOON

TITLE :
PART ELEVATION OF CURTAIN WALL AT TOWER 5

DATE : 04-JUL-18 | SCALE : 1:60 (A1)

DRAWN BY : ASING | CHECKED BY : –

美特鋁質有限公司
MIDI ALUMINIUM FABRICATOR LTD.
Units 6-8, Sunray Industrial Centre, 1/F
610 Cha Kwo Ling Road, Kowloon
Tel:23489211-4 Fax:(852)27727666

DWG NO. : J837-CW-2508 | REV. : E

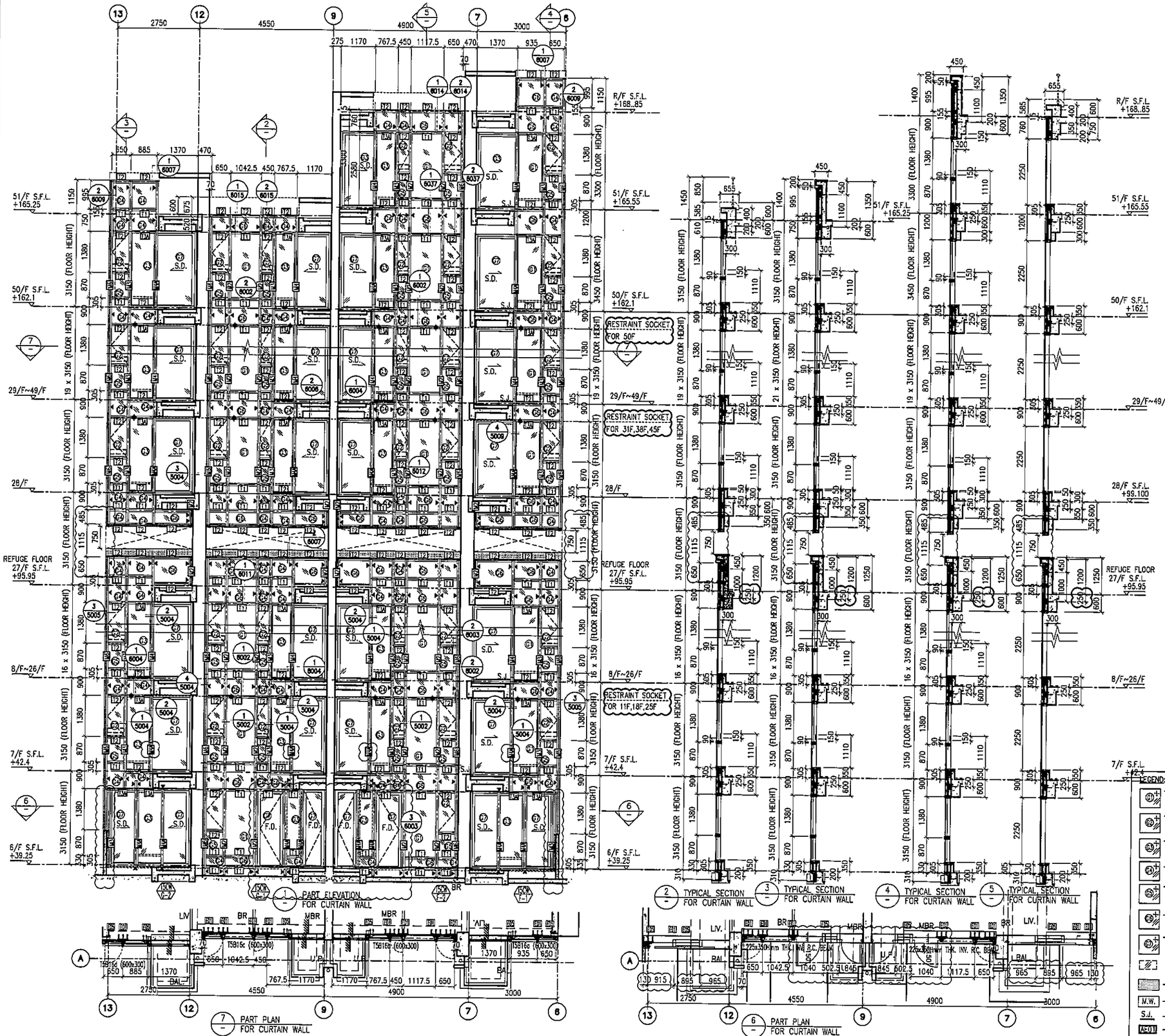

B.D. REF :

CLIENT :
恒和置業有限公司
Sino Land Company Limited

ARCHITECT : WONG TUNG & PARTNERS LIMITED ARCHITECTS & PLANNERS

MAIN CONTRACTOR :
CR Construction Company Limited

STRUCTURAL ENGINEER :
AECOM

FACADE CONSULTANT:
AECOM

NOTE :
1. ALL DIMENSIONS ARE IN mm.
2. ALL ELEVATIONS ARE VIEWED FROM OUTSIDE.
3. ALL DIMENSIONS TO BE VERIFIED ON SITE BEFORE FABRICATION.

LEGEND :
- X1 / X001 — DETAIL MARK NO. / REFER SHEET NO.
1. F.F.L. --FINISHED FLOOR LEVEL
2. S.F.L. --STRUCTURAL FLOOR LEVEL
3. /R --REVERSED DETAIL

NO.	DATE	REVISED	BY
E	17/01/2019	GENERAL REVISED	
D	22/12/2018	GENERAL REVISED	
C	04/12/2018	GENERAL REVISED	
B	24/11/2018	GENERAL REVISED	
A	10/9/2018	GENERAL REVISED	

LEGEND:
- 10 mm THK. TEMPERED BLUE TINTED GLASS (OUTER) + 9 mm AIR SPACE + 8 mm THK. TEMPERED CLEAR GLASS (INNER)
- 8 mm THK. HEAT STRENGTHENED TINTED GLASS (OUTER)+ 9 mm AIR SPACE + 8 mm THK. HEAT STRENGTHENED CLEAR GLASS (INNER)
- 10 mm THK. HEAT STRENGTHENED BLUE TINTED GLASS (OUTER)+ 9 mm AIR SPACE + 8 mm THK. TEMPERED CLEAR GLASS (INNER)
- 8 mm THK. HEAT STRENGTHENED BLUE TINTED GLASS (SPANDREL GLASS)
- 8 mm THK. HEAT STRENGTHENED BLUE TINTED GLASS (OUTER)+ 9 mm AIR SPACE + 8 mm THK. TEMPERED CLEAR GLASS (INNER)
- 8 mm THK. TEMPERED BLUE TINTED GLASS (SPANDREL GLASS)
- 8 mm THK. HEAT STRENGTHENED TINTED GLASS (OUTER)+ 1.52PVB + 8 mm THK. HEAT STRENGTHENED CLEAR LAMINATED GLASS (INNER)
- 10 mm THK. TEMPERED GLASS (INTERNAL PROTECTIVE BARRIER)
- 3 mm THK. ALUM. CLADDING
- M.W. — MAINTENANCE WINDOW
- S.J. — STACK JOINT
- AE01 — ALUM. EXTRUSION DIE NO.
- ▲ — SUPPORT POINT
- ✦ — RESTRAINT SOCKET

JOB NO. : J-837

PROJECT :
URA KWUN TONG TOWN CENTRE REDEVELOPMENT (AREA 2 & 3) AT NKIL 6514, KWUN TONG, KWLOON

TITLE :
PART ELEVATION OF CURTAIN WALL AT TOWER 5

DATE : 04-JUL-18 | SCALE : 1:60 (A1)

DRAWN BY : ASING | CHECKED BY : –

美特鋁質有限公司
MIDI ALUMINIUM FABRICATOR LTD.
Units 6-8, Sunray Industrial Centre, 1/F
610 Cho Kwo Ling Road, Kowloon
Tel:23489211-4 Fax:(852)27727666

DWG NO. : J837-CW-2509 | REV. : E

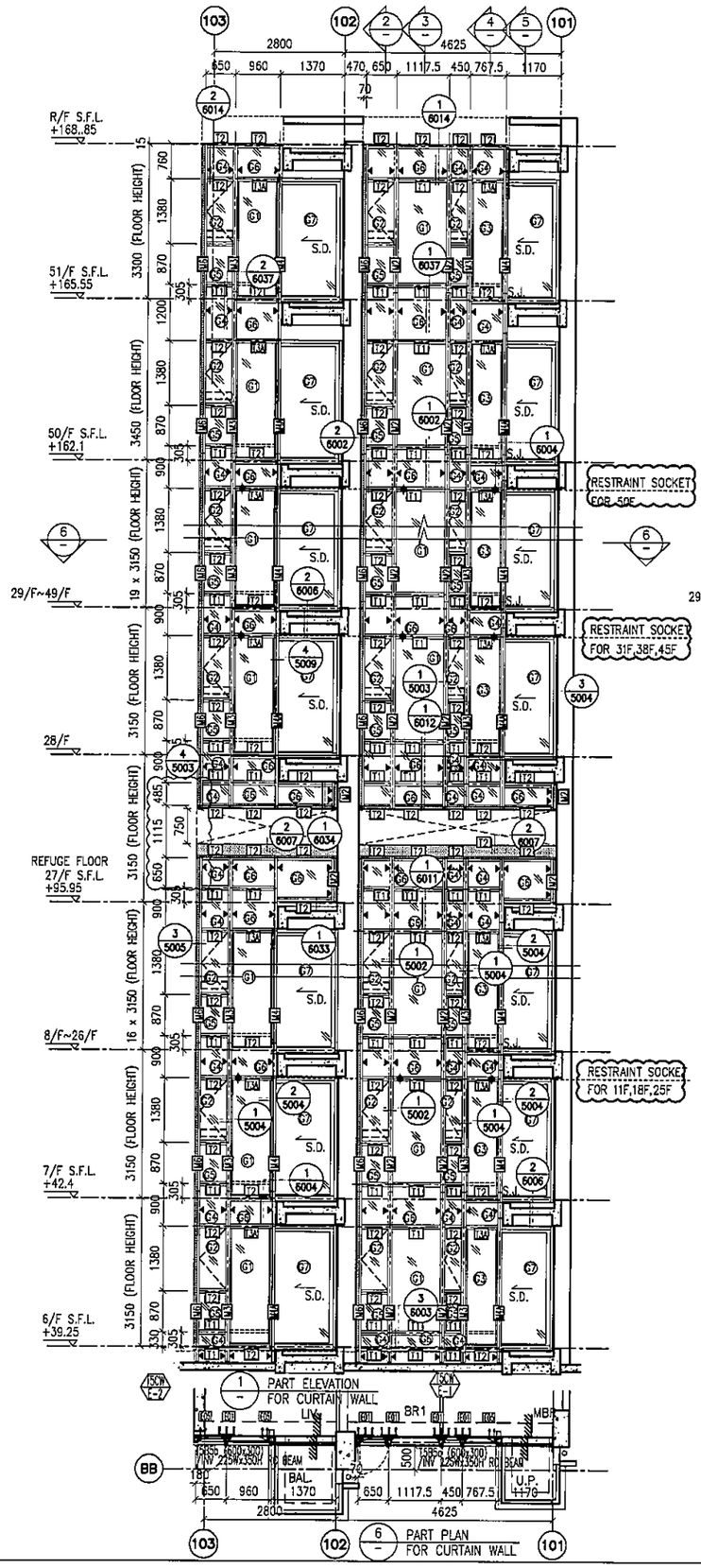

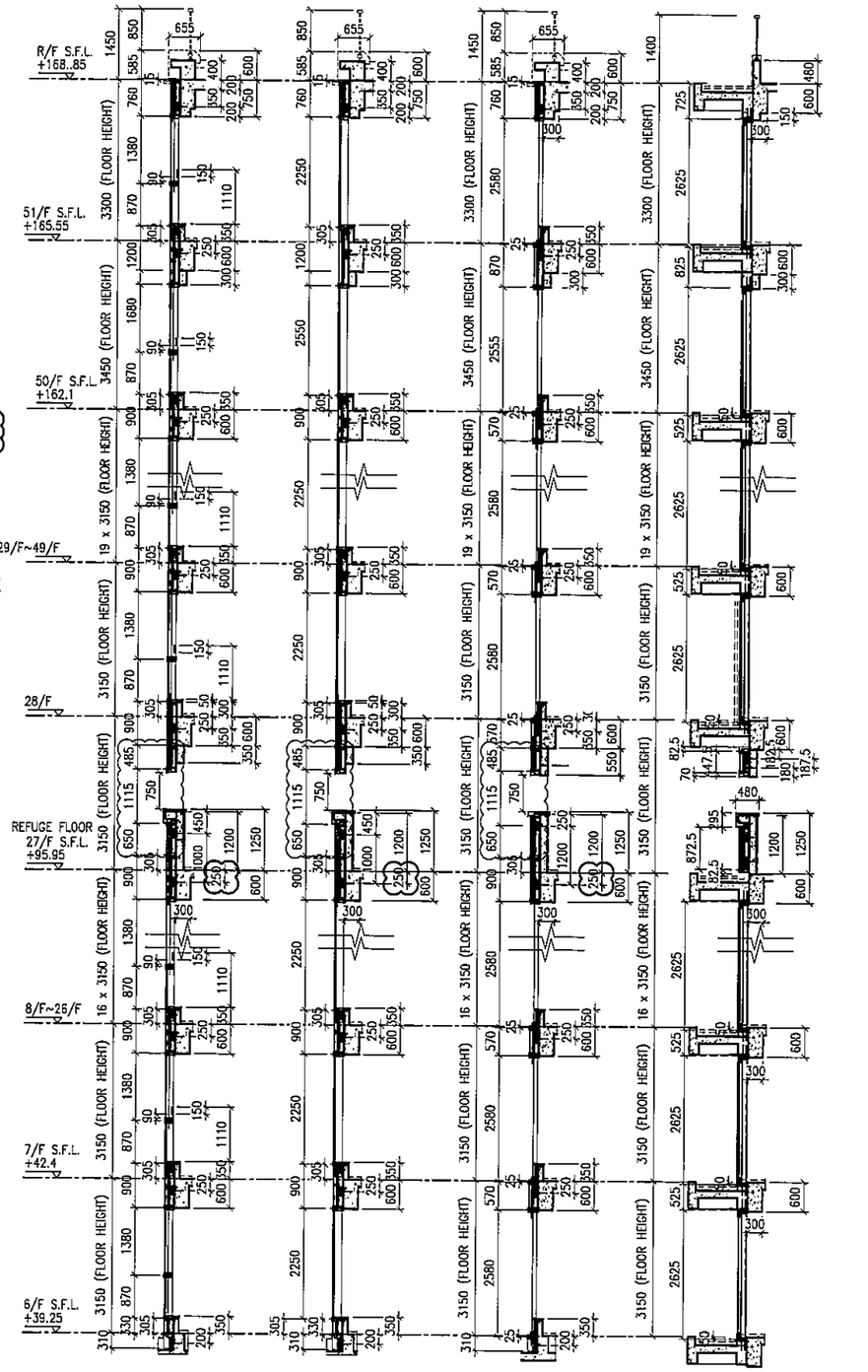

2 TYPICAL SECTION FOR CURTAIN WALL

3 TYPICAL SECTION FOR CURTAIN WALL

4 TYPICAL SECTION FOR CURTAIN WALL

5 TYPICAL SECTION FOR CURTAIN WALL

LEGEND:

- 10 mm THK. TEMPERED BLUE TINTED GLASS (OUTER) + 9 mm AIR SPACE + 8 mm THK. TEMPERED CLEAR GLASS (INNER)
- 8 mm THK. HEAT STRENGTHENED TINTED GLASS (OUTER)+ 9 mm AIR SPACE + 8 mm THK. HEAT STRENGTHENED CLEAR GLASS (INNER)
- 10 mm THK. HEAT STRENGTHENED BLUE TINTED GLASS (OUTER)+ 9 mm AIR SPACE + 8 mm THK. TEMPERED CLEAR GLASS (INNER)
- 8 mm THK. HEAT STRENGTHENED BLUE TINTED GLASS (SPANDREL GLASS)
- 8 mm THK. HEAT STRENGTHENED BLUE TINTED GLASS (OUTER)+ 9 mm AIR SPACE + 8 mm THK. TEMPERED CLEAR GLASS (INNER)
- 8 mm THK. TEMPERED BLUE TINTED GLASS (SPANDREL GLASS)
- 8 mm THK. HEAT STRENGTHENED TINTED GLASS (OUTER)+ 1.52PVB + 8 mm THK. HEAT STRENGTHENED CLEAR LAMINATED GLASS (INNER)
- 10 mm THK. TEMPERED GLASS (INTERNAL PROTECTIVE BARRIER)
- 3 mm THK. ALUM. CLADDING
- M.W. – MAINTENANCE WINDOW
- S.J. – STACK JOINT
- AE01 – ALUM. EXTRUSION DIE NO.
- ▲ – SUPPORT POINT
- ✦ – RESTRAINT SOCKET

B.O. REF :

CLIENT :
信和置業有限公司
Sino Land Company Limited

ARCHITECT :
WONG TUNG & PARTNERS LIMITED
ARCHITECTS & PLANNERS

MAIN CONTRACTOR :
CR Construction Company Limited

STRUCTURAL ENGINEER :
AECOM

FACADE CONSULTANT:
AECOM

NOTE :
1. ALL DIMENSIONS ARE IN mm.
2. ALL ELEVATIONS ARE VIEWED FROM OUTSIDE.
3. ALL DIMENSIONS TO BE VERIFIED ON SITE BEFORE FABRICATION.

LEGEND :
- X1 / XC01 — DETAIL MARK NO. / REFER SHEET NO.
1. F.F.L. --FINISHED FLOOR LEVEL
2. S.F.L. --STRUCTURAL FLOOR LEVEL
3. /R --REVERSED DETAIL

NO.	DATE	REVISED	BY
E	17/01/2019	GENERAL REVISED	
D	22/12/2018	GENERAL REVISED	
C	04/12/2018	GENERAL REVISED	
B	24/11/2018	GENERAL REVISED	
A	10/9/2018	GENERAL REVISED	

JOB NO. : J-837

PROJECT :
URA KWUN TONG TOWN CENTRE REDEVELOPMENT (AREA 2 & 3) AT NKIL 6514, KWUN TONG, KWLOON

TITLE :
PART ELEVATION OF CURTAIN WALL AT TOWER 5

DATE : 04-JUL-18 | SCALE : 1:60 (A1)

DRAWN BY : ASING | CHECKED BY : –

美特鋁質有限公司
MIDI ALUMINIUM FABRICATOR LTD.
Units 6-8, Sunray Industrial Centre, 1/F
610 Cha Kwo Ling Road, Kowloon
Tel:23489211-4 Fax:(852)27727666

DWG NO. : J837-CW-2510 | REV. : E

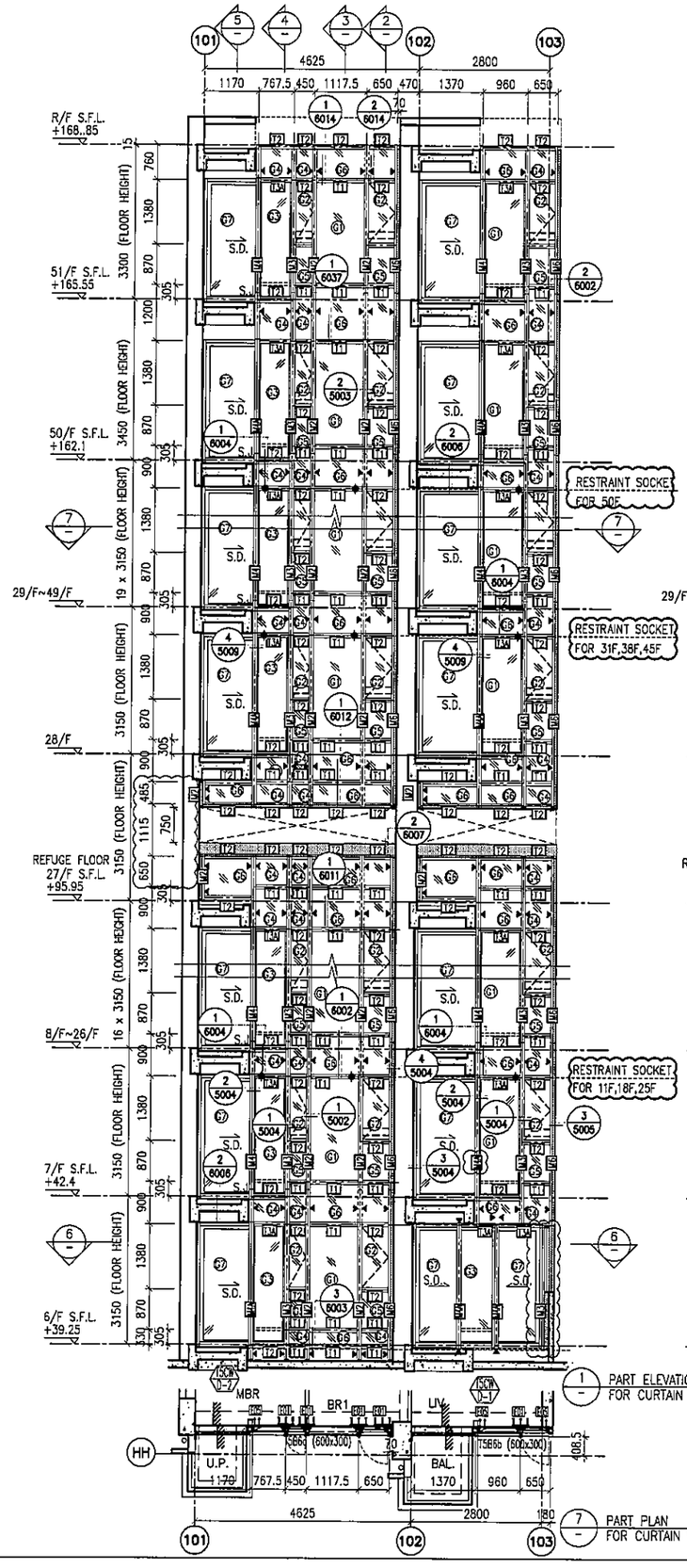

1 PART ELEVATION FOR CURTAIN WALL

7 PART PLAN FOR CURTAIN WALL

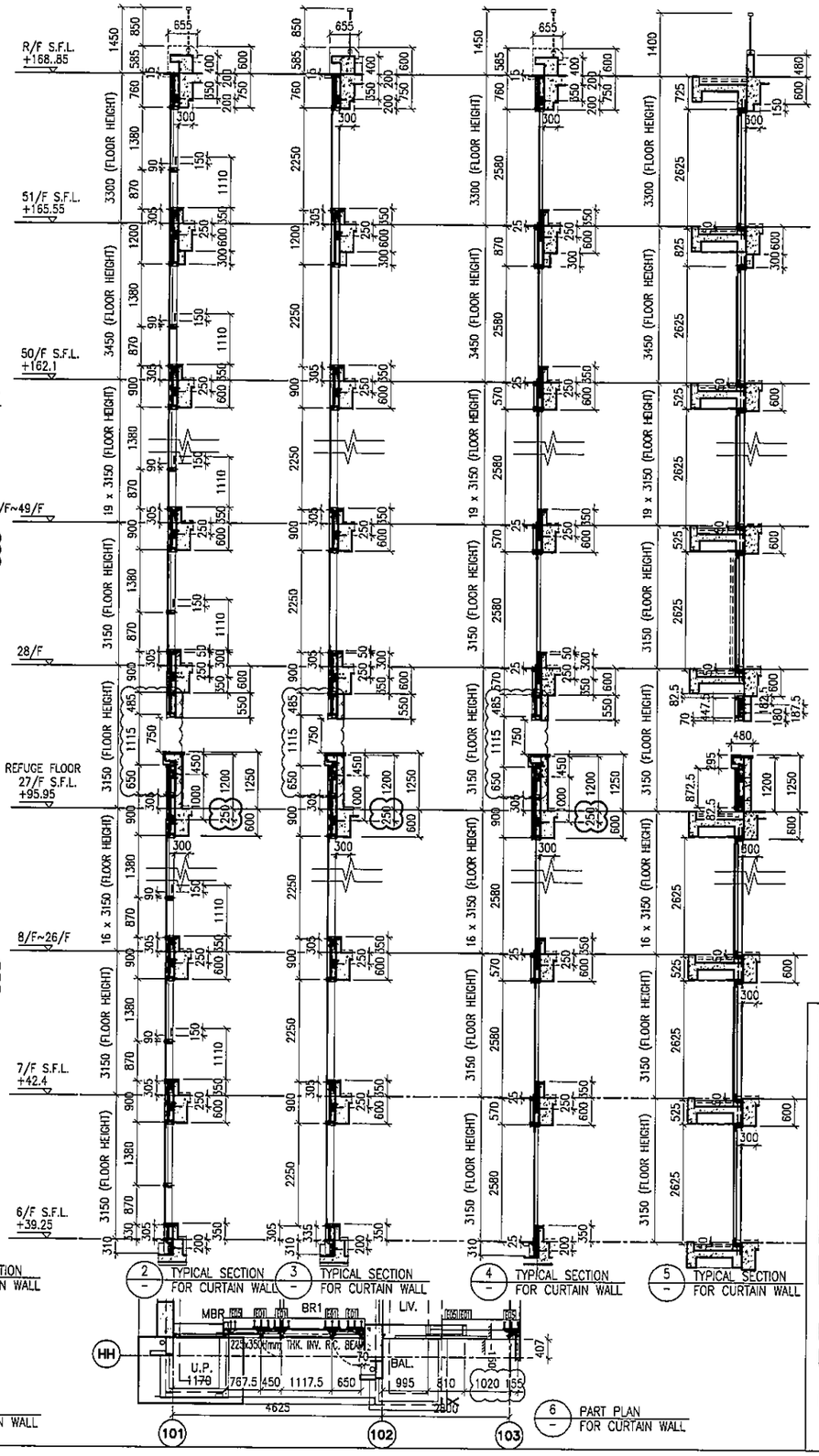

2 TYPICAL SECTION FOR CURTAIN WALL

3 TYPICAL SECTION FOR CURTAIN WALL

4 TYPICAL SECTION FOR CURTAIN WALL

5 TYPICAL SECTION FOR CURTAIN WALL

6 PART PLAN FOR CURTAIN WALL

LEGEND:

- G1 – 10 mm THK. TEMPERED BLUE TINTED GLASS (OUTER) + 9 mm AIR SPACE + 8 mm THK. TEMPERED CLEAR GLASS (INNER)
- G2 – 8 mm THK. HEAT STRENGTHENED TINTED GLASS (OUTER)+ 9 mm AIR SPACE + 8 mm THK. HEAT STRENGTHENED CLEAR GLASS (INNER)
- G3 – 10 mm THK. HEAT STRENGTHENED BLUE TINTED GLASS (OUTER)+ 9 mm AIR SPACE + 8 mm THK. TEMPERED CLEAR GLASS (INNER)
- G4 – 8 mm THK. HEAT STRENGTHENED BLUE TINTED GLASS (SPANDREL GLASS)
- G5 – 8 mm THK. HEAT STRENGTHENED BLUE TINTED GLASS (OUTER)+ 9 mm AIR SPACE + 8 mm THK. TEMPERED CLEAR GLASS (INNER)
- G6 – 8 mm THK. TEMPERED BLUE TINTED GLASS (SPANDREL GLASS)
- G7 – 8 mm THK. HEAT STRENGTHENED TINTED GLASS (OUTER)+ 1.52PVB + 8 mm THK. HEAT STRENGTHENED CLEAR LAMINATED GLASS (INNER) 10 mm THK. TEMPERED GLASS (INTERNAL PROTECTIVE BARRIER)
- 3 mm THK. ALUM. CLADDING
- M.W. – MAINTENANCE WINDOW
- S.J. – STACK JOINT
- AF01 – ALUM. EXTRUSION DIE NO.
- ▲ – SUPPORT POINT
- ✦ – RESTRAINT SOCKET

B.D. REF :

CLIENT :
信和置業有限公司
Sino Land Company Limited

ARCHITECT :
WONG TUNG & PARTNERS LIMITED
ARCHITECTS & PLANNERS

MAIN CONTRACTOR :
CR Construction Company Limited

STRUCTURAL ENGINEER :
AECOM

FACADE CONSULTANT:
AECOM

NOTE :
1. ALL DIMENSIONS ARE IN mm.
2. ALL ELEVATIONS ARE VIEWED FROM OUTSIDE.
3. ALL DIMENSIONS TO BE VERIFIED ON SITE BEFORE FABRICATION.

LEGEND :
- X1 / X001 – DETAIL MARK NO. / REFER SHEET NO.
1. F.F.L. --FINISHED FLOOR LEVEL
2. S.F.L. --STRUCTURAL FLOOR LEVEL
3. (7R) --REVERSED DETAIL

NO.	DATE	REVISED	BY
E	17/01/2019	GENERAL REVISED	
D	22/12/2018	GENERAL REVISED	
C	04/12/2018	GENERAL REVISED	
B	24/11/2018	GENERAL REVISED	
A	10/9/2018	GENERAL REVISED	

JOB NO. : J-837

PROJECT :
URA KWUN TONG TOWN CENTRE REDEVELOPMENT (AREA 2 & 3) AT NKIL 6514, KWUN TONG, KWLOON

TITLE :
PART ELEVATION OF CURTAIN WALL AT TOWER 5

DATE : 04-JUL-18 | SCALE : 1:60 (A1)

DRAWN BY : ASING | CHECKED BY : –

美特鋁質有限公司
MIDI ALUMINIUM FABRICATOR LTD.
Units 6-8, Sunray Industrial Centre, 1/F
610 Cha Kwo Ling Road, Kowloon
Tel:23489211-4 Fax:(852)27727666

DWG NO. : J837-CW-2511 | REV. : E

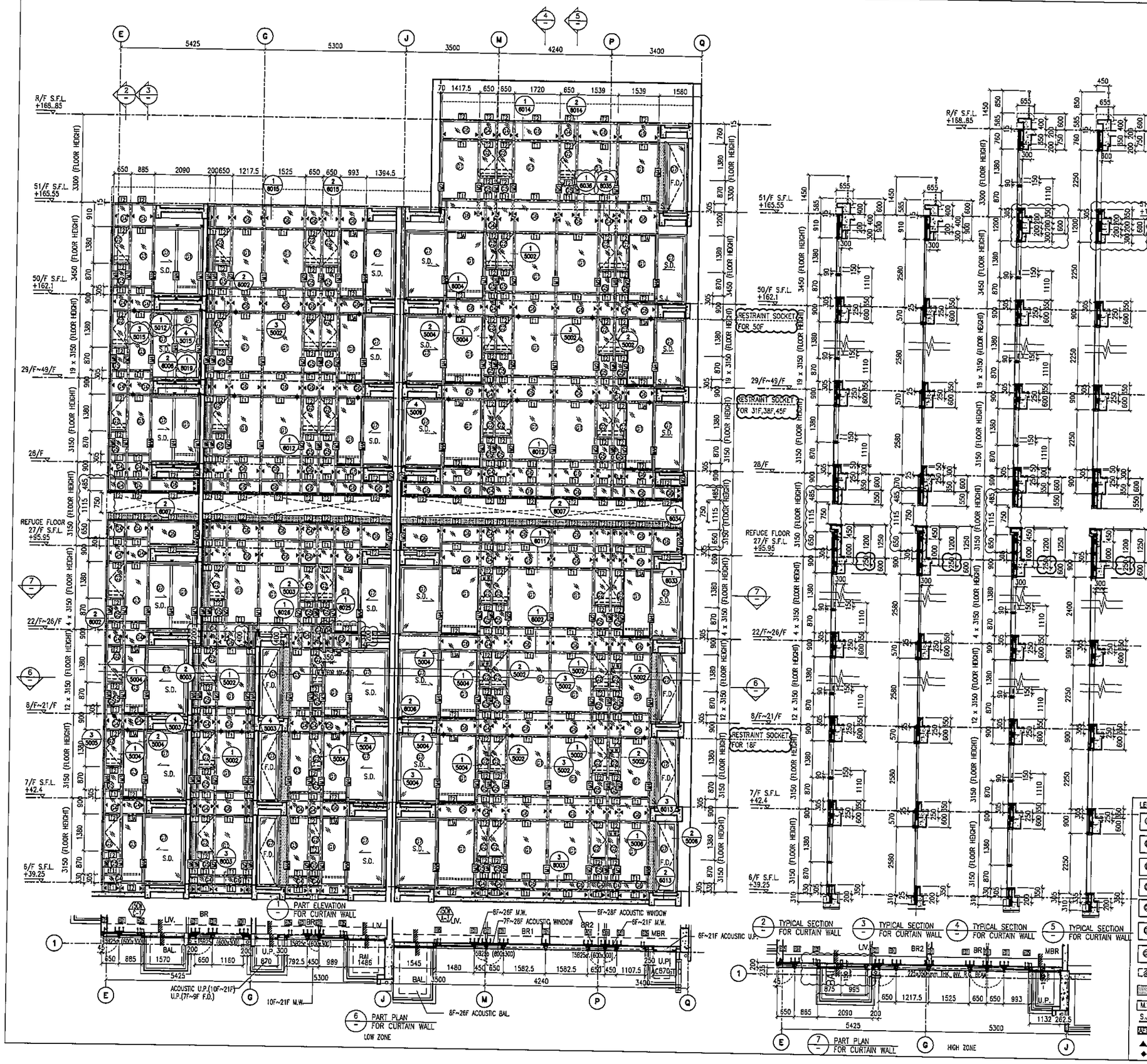

B.D. REF :

CLIENT :
信和置業有限公司
Sino Land Company Limited

ARCHITECT :
WONG TUNG & PARTNERS LIMITED
ARCHITECTS & PLANNERS

MAIN CONTRACTOR :
CR Construction Company Limited

STRUCTURAL ENGINEER :
AECOM

FACADE CONSULTANT:
AECOM

NOTE :
1. ALL DIMENSIONS ARE IN mm.
2. ALL ELEVATIONS ARE VIEWED FROM OUTSIDE.
3. ALL DIMENSIONS TO BE VERIFIED ON SITE BEFORE FABRICATION.

LEGEND :
X1 — DETAIL MARK NO.
X001 — REFER SHEET NO.
1. F.F.L. --FINISHED FLOOR LEVEL
2. S.F.L. --STRUCTURAL FLOOR LEVEL
3. (R) --REVERSED DETAIL

NO.	DATE	REVISED	BY
E	17/01/2019	GENERAL REVISED	
D	22/12/2018	GENERAL REVISED	
C	04/12/2018	GENERAL REVISED	
B	24/11/2018	GENERAL REVISED	
A	10/9/2018	GENERAL REVISED	

JOB NO. : J-837

PROJECT :
URA KWUN TONG TOWN CENTRE REDEVELOPMENT (AREA 2 & 3) AT NKIL 6514, KWUN TONG, KWLOON

TITLE :
PART ELEVATION OF CURTAIN WALL AT TOWER 5

DATE : 04-JUL-18 | SCALE : 1:60 (A1)

DRAWN BY : ASING | CHECKED BY : –

美特鋁製有限公司
MIDI ALUMINIUM FABRICATOR LTD.
Units 6-8, Sunray Industrial Centre, 1/F
610 Cha Kwo Ling Road, Kowloon
Tel:23489211-4 Fax:(852)27727666

DWG NO. : J837-CW-2512 | REV. : E

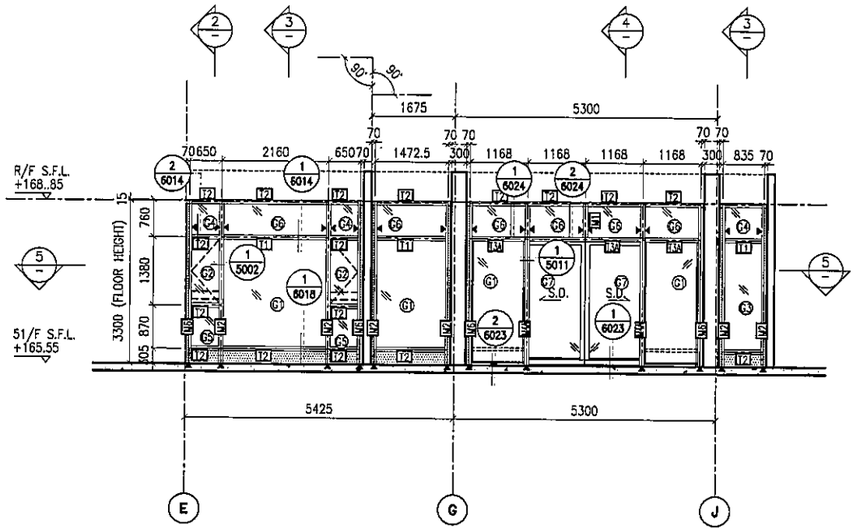

1 PART ELEVATION FOR CURTAIN WALL

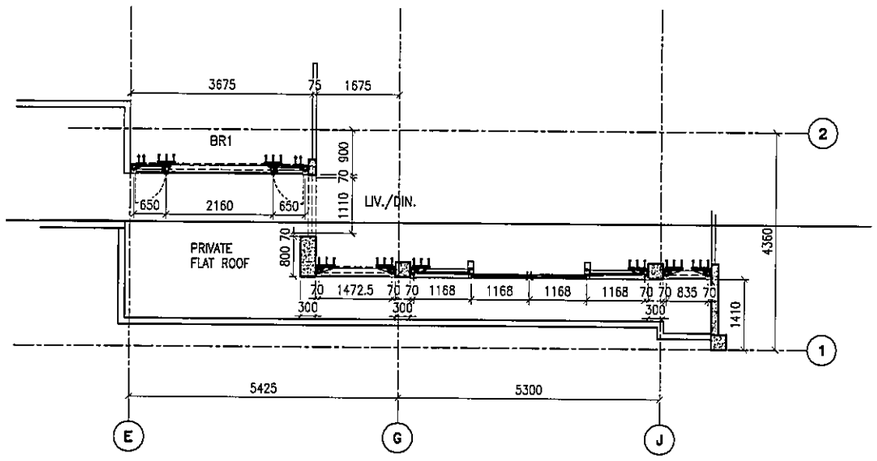

5 PART PLAN FOR CURTAIN WALL

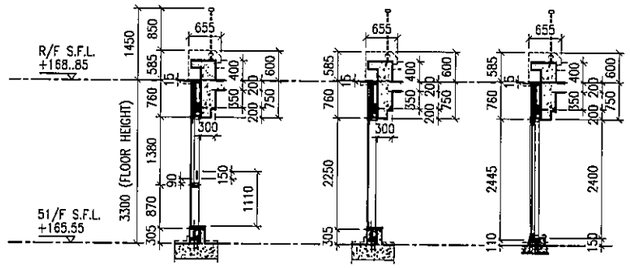

2 TYPICAL SECTION FOR CURTAIN WALL

3 TYPICAL SECTION FOR CURTAIN WALL

4 TYPICAL SECTION FOR CURTAIN WALL

LEGEND:

- G1 – 10 mm THK. TEMPERED BLUE TINTED GLASS (OUTER) + 9 mm AIR SPACE + 8 mm THK. TEMPERED CLEAR GLASS (INNER)
- G2 – 8 mm THK. HEAT STRENGTHENED TINTED GLASS (OUTER)+ 9 mm AIR SPACE + 8 mm THK. HEAT STRENGTHENED CLEAR GLASS (INNER)
- G3 – 10 mm THK. HEAT STRENGTHENED BLUE TINTED GLASS (OUTER)+ 9 mm AIR SPACE + 8 mm THK. TEMPERED CLEAR GLASS (INNER)
- G4 – 8 mm THK. HEAT STRENGTHENED BLUE TINTED GLASS (SPANDREL GLASS)
- G5 – 8 mm THK. HEAT STRENGTHENED BLUE TINTED GLASS (OUTER)+ 9 mm AIR SPACE + 8 mm THK. TEMPERED CLEAR GLASS (INNER)
- G6 – 8 mm THK. TEMPERED BLUE TINTED GLASS (SPANDREL GLASS)
- G7 – 8 mm THK. HEAT STRENGTHENED TINTED GLASS (OUTER)+ 1.52PVB + 8 mm THK. HEAT STRENGTHENED CLEAR LAMINATED GLASS (INNER)
- 10 mm THK. TEMPERED GLASS (INTERNAL PROTECTIVE BARRIER)
- 3 mm THK. ALUM. CLADDING
- M.W. – MAINTENANCE WINDOW
- S.J. – STACK JOINT
- AE01 – ALUM. EXTRUSION DIE NO.
- ▲ – SUPPORT POINT
- ◆ – RESTRAINT SOCKET

B.D. REF :

CLIENT :
信和置業有限公司
Sino Land Company Limited

ARCHITECT :
WONG TUNG & PARTNERS LIMITED
ARCHITECTS & PLANNERS

MAIN CONTRACTOR :
CR Construction Company Limited

STRUCTURAL ENGINEER :
AECOM

FACADE CONSULTANT:
AECOM

NOTE :
1. ALL DIMENSIONS ARE IN mm.
2. ALL ELEVATIONS ARE VIEWED FROM OUTSIDE.
3. ALL DIMENSIONS TO BE VERIFIED ON SITE BEFORE FABRICATION.

LEGEND :
- X1 / X001 — DETAIL MARK NO. / REFER SHEET NO.
1. F.F.L. --FINISHED FLOOR LEVEL
2. S.F.L. --STRUCTURAL FLOOR LEVEL
3. (R) --REVERSED DETAIL

NO.	DATE	REVISED	BY

JOB NO. : J-837

PROJECT :
URA KWUN TONG TOWN CENTRE REDEVELOPMENT (AREA 2 & 3) AT NKIL 6514, KWUN TONG, KWLOON

TITLE :
PART ELEVATION OF CURTAIN WALL AT TOWER 5

DATE : 22-DEC-18 | SCALE : 1:60 (A1)

DRAWN BY : ASING | CHECKED BY : -

美特鋁質有限公司
MIDI ALUMINIUM FABRICATOR LTD.
Units 6-8, Sunray Industrial Centre, 1/F
610 Cha Kwo Ling Road, Kowloon
Tel:23489211-4 Fax:(852)27727666

DWG NO. : J837-CW-2513 | REV. : -

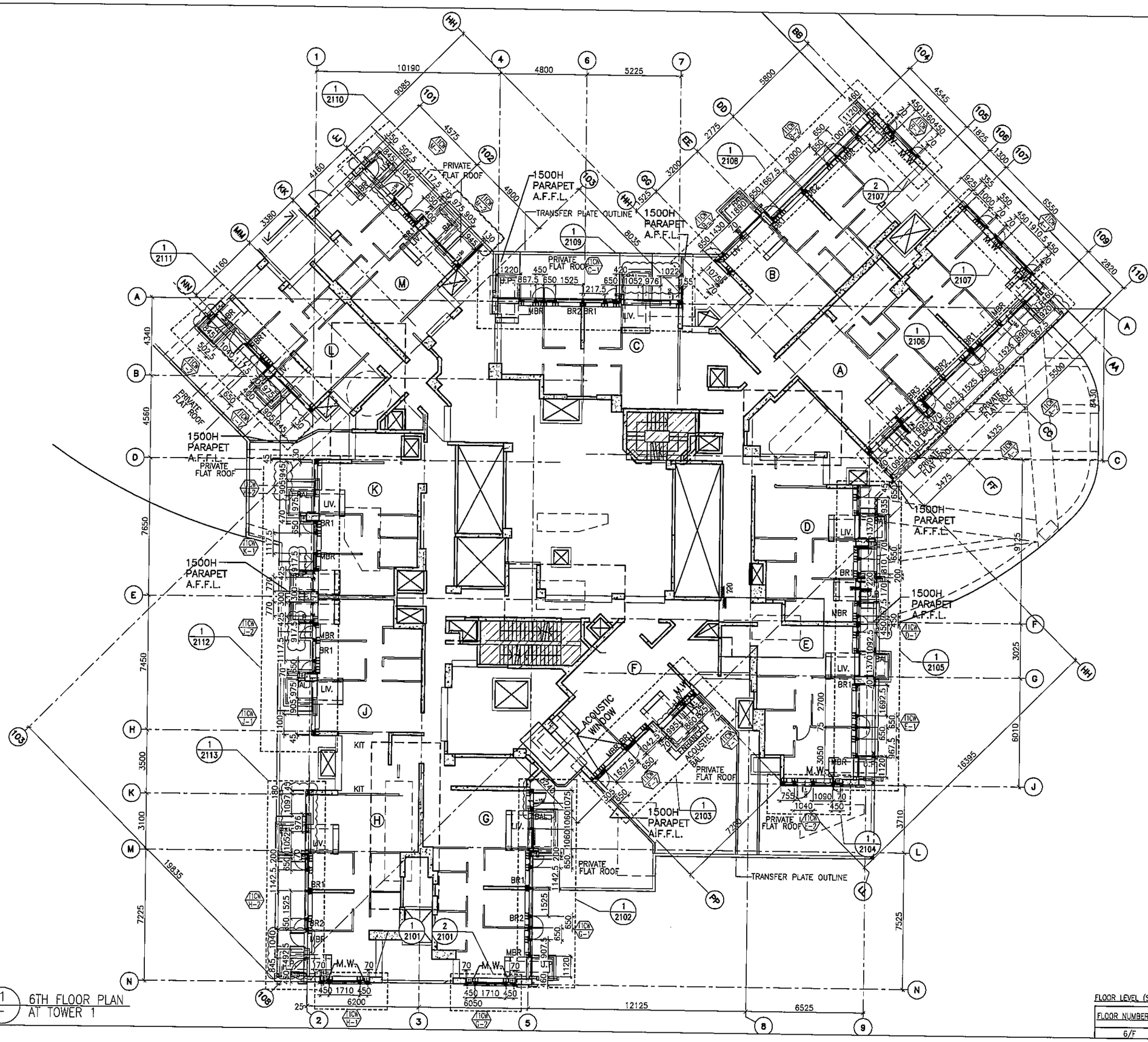

1 / - 6TH FLOOR PLAN AT TOWER 1

FLOOR LEVEL (S.F.L.)(T1)

FLOOR NUMBERING	LEVEL (mPD)
6/F	+38.900

B.D. REF :

CLIENT :
信和置業有限公司
Sino Land Company Limited

ARCHITECT :
WONG TUNG & PARTNERS LIMITED
ARCHITECTS & PLANNERS

MAIN CONTRACTOR :
CR Construction Company Limited

STRUCTURAL ENGINEER :
AECOM

FACADE CONSULTANT:
AECOM

NOTE :
1. ALL DIMENSIONS ARE IN mm.
2. ALL ELEVATIONS ARE VIEWED FROM OUTSIDE.
3. ALL DIMENSIONS TO BE VERIFIED ON SITE BEFORE FABRICATION.

LEGEND :
- X1 / X001 — DETAIL MARK NO. / REFER SHEET NO.
1. F.F.L. --FINISHED FLOOR LEVEL
2. S.F.L. --STRUCTURAL FLOOR LEVEL
3. /R --REVERSED DETAIL

NO.	DATE	REVISED	BY
G	19/01/2019	GENERAL REVISED	
F	22/12/2018	GENERAL REVISED	
E	01/12/2018	GENERAL REVISED	
D	24/11/2018	GENERAL REVISED	
C	11/10/2018	GENERAL REVISED	
B	28/9/2018	GENERAL REVISED	
A	10/9/2018	GENERAL REVISED	

JOB NO. : J-837

PROJECT :
URA KWUN TONG TOWN CENTRE REDEVELOPMENT (AREA 2 & 3) AT NKIL 6514, KWUN TONG, KWLOON

TITLE :
6TH FLOOR PLAN OF CURTAIN WALL AT TOWER 1

DATE : 04-JUL-18 | SCALE : 1:100 (A1)

DRAWN BY : ASING | CHECKED BY : -

美特鋁製有限公司
MIDI ALUMINIUM FABRICATOR LTD.
Units 6-8, Sunray Industrial Centre, 1/F
610 Cha Kwo Ling Road, Kowloon
Tel:23489211-4 Fax:(852)27727666

DWG NO. : J837-CW-3101 | REV. : G

B.D. REF :

CLIENT :
信和置業有限公司
Sino Land Company Limited

ARCHITECT : WONG TUNG & PARTNERS LIMITED
ARCHITECTS & PLANNERS

MAIN CONTRACTOR :
CR Construction Company Limited

STRUCTURAL ENGINEER :
AECOM

FACADE CONSULTANT:
AECOM

NOTE :
1. ALL DIMENSIONS ARE IN mm.
2. ALL ELEVATIONS ARE VIEWED FROM OUTSIDE.
3. ALL DIMENSIONS TO BE VERIFIED ON SITE BEFORE FABRICATION.

LEGEND :
X1 — DETAIL MARK NO.
X001 — REFER SHEET NO.

1. F.F.L. --FINISHED FLOOR LEVEL
2. S.F.L. --STRUCTURAL FLOOR LEVEL
3. (/R) --REVERSED DETAIL

FLOOR LEVEL (S.F.L.)(T.1)

FLOOR NUMBERING	LEVEL (mPD)
7F	42.400
8F	45.550
9F	48.700
10F	51.850
11F	55.000
12F	58.150
15F	61.300
16F	64.450
17F	67.600
18F	70.750
19F	73.900
20F	77.050
21F	80.200
22F	83.350
23F	86.500
25F	89.650
26F	92.800
28F	99.250
29F	102.250
30F	105.400
31F	108.550
32F	111.700
33F	114.850
35F	118.000
36F	121.150
37F	124.300
38F	127.450
39F	130.600
40F	133.750
41F	136.900
42F	140.050
43F	143.100
45F	146.350
46F	149.500
47F	152.650
48F	155.800
49F	158.950

NO.	DATE	REVISED	BY
F	19/01/2019	GENERAL REVISED	
E	22/12/2018	GENERAL REVISED	
D	01/12/2018	GENERAL REVISED	
C	24/11/2018	GENERAL REVISED	
B	11/10/2018	GENERAL REVISED	
A	10/9/2018	GENERAL REVISED	

JOB NO. : J-837

PROJECT :
URA KWUN TONG TOWN CENTRE REDEVELOPMENT (AREA 2 & 3) AT NKIL 6514, KWUN TONG, KWLOON

TITLE :
TYPICAL FLOOR PLAN OF CURTAIN WALL AT TOWER 1

DATE : 04-JUL-18 | SCALE : 1:100 (A1)

DRAWN BY : ASING | CHECKED BY : -

美特鋁質有限公司
MIDI ALUMINUM FABRICATOR LTD.
Units 6-8, Sunray Industrial Centre, 1/F
610 Cha Kwo Ling Road, Kowloon
Tel:23489211-4 Fax:(852)27727666

DWG NO. : J837-CW-3102 | REV. : F

1 / - TYPICAL FLOOR PLAN AT TOWER 1

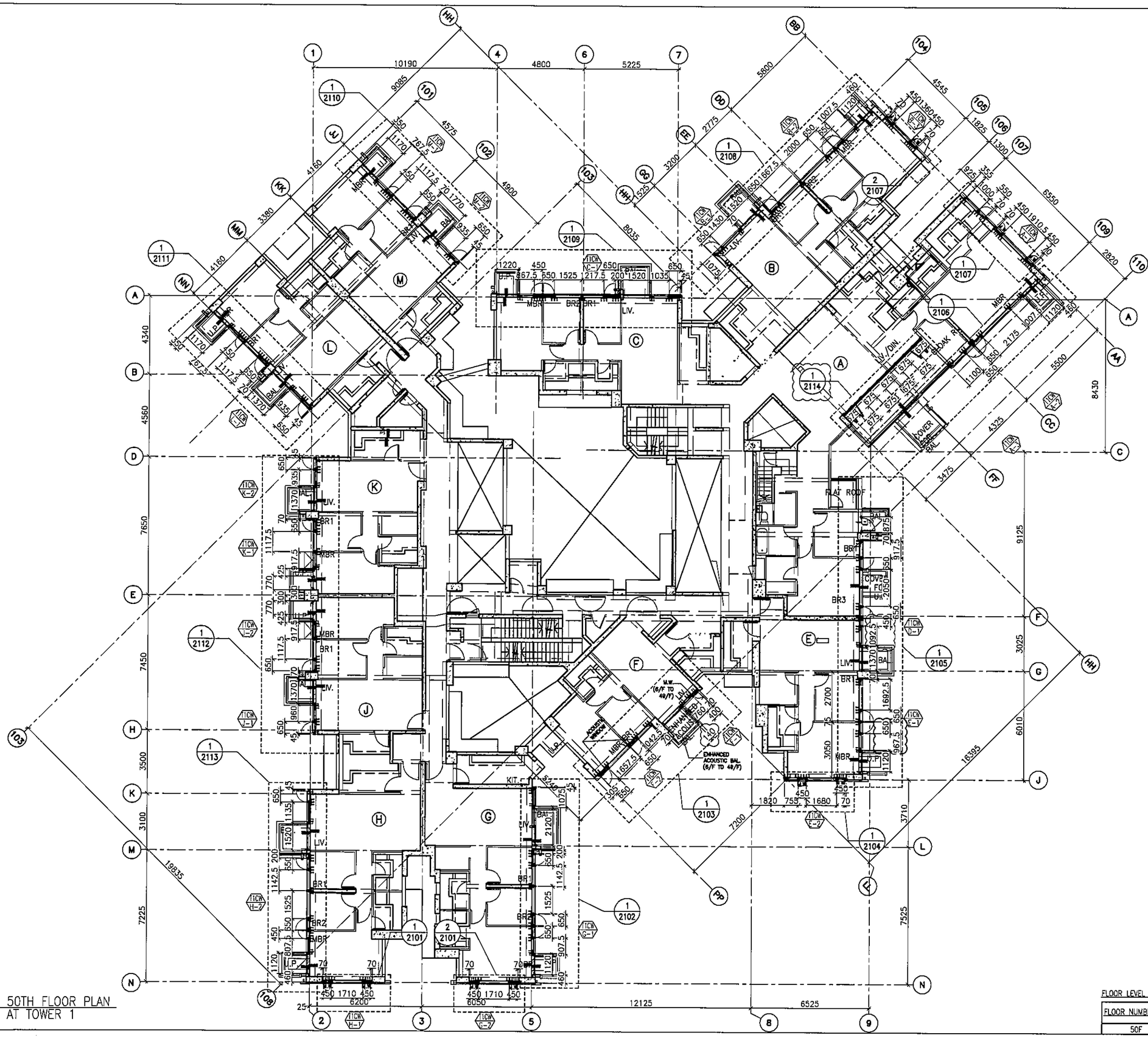

1 / - 50TH FLOOR PLAN AT TOWER 1

FLOOR LEVEL (S.F.L.)(T1)

FLOOR NUMBERING	LEVEL (mPD)
50F	+162.100

B.D. REF :

CLIENT : 信和置業有限公司 Sino Land Company Limited

ARCHITECT : WONG TUNG & PARTNERS LIMITED ARCHITECTS & PLANNERS

MAIN CONTRACTOR : CR Construction Company Limited

STRUCTURAL ENGINEER : AECOM

FACADE CONSULTANT: AECOM

NOTE :
1. ALL DIMENSIONS ARE IN mm.
2. ALL ELEVATIONS ARE VIEWED FROM OUTSIDE.
3. ALL DIMENSIONS TO BE VERIFIED ON SITE BEFORE FABRICATION.

LEGEND :
- X1 / X001 — DETAIL MARK NO. / REFER SHEET NO.
1. F.F.L. --FINISHED FLOOR LEVEL
2. S.F.L. --STRUCTURAL FLOOR LEVEL
3. (R) --REVERSED DETAIL

NO.	DATE	REVISED	BY
G	21/02/2019	GENERAL REVISED	
F	28/01/2019	GENERAL REVISED	
E	19/01/2019	GENERAL REVISED	
D	22/12/2018	GENERAL REVISED	
C	01/12/2018	GENERAL REVISED	
B	24/11/2018	GENERAL REVISED	
A	11/10/2018	GENERAL REVISED	

JOB NO. : J-837

PROJECT : URA KWUN TONG TOWN CENTRE REDEVELOPMENT (AREA 2 & 3) AT NKIL 6514, KWUN TONG, KWLOON

TITLE : 50TH FLOOR PLAN OF CURTAIN WALL AT TOWER 1

DATE : 10-SEP-18 | SCALE : 1:100 (A1)

DRAWN BY : ASING | CHECKED BY : —

美特鋁製有限公司 MIDI ALUMINIUM FABRICATOR LTD.
Units 6-8, Sunray Industrial Centre, 1/F
610 Cha Kwo Ling Road, Kowloon
Tel:23489211-4 Fax:(852)27727666

DWG NO. : J837-CW-3103 | REV. : G

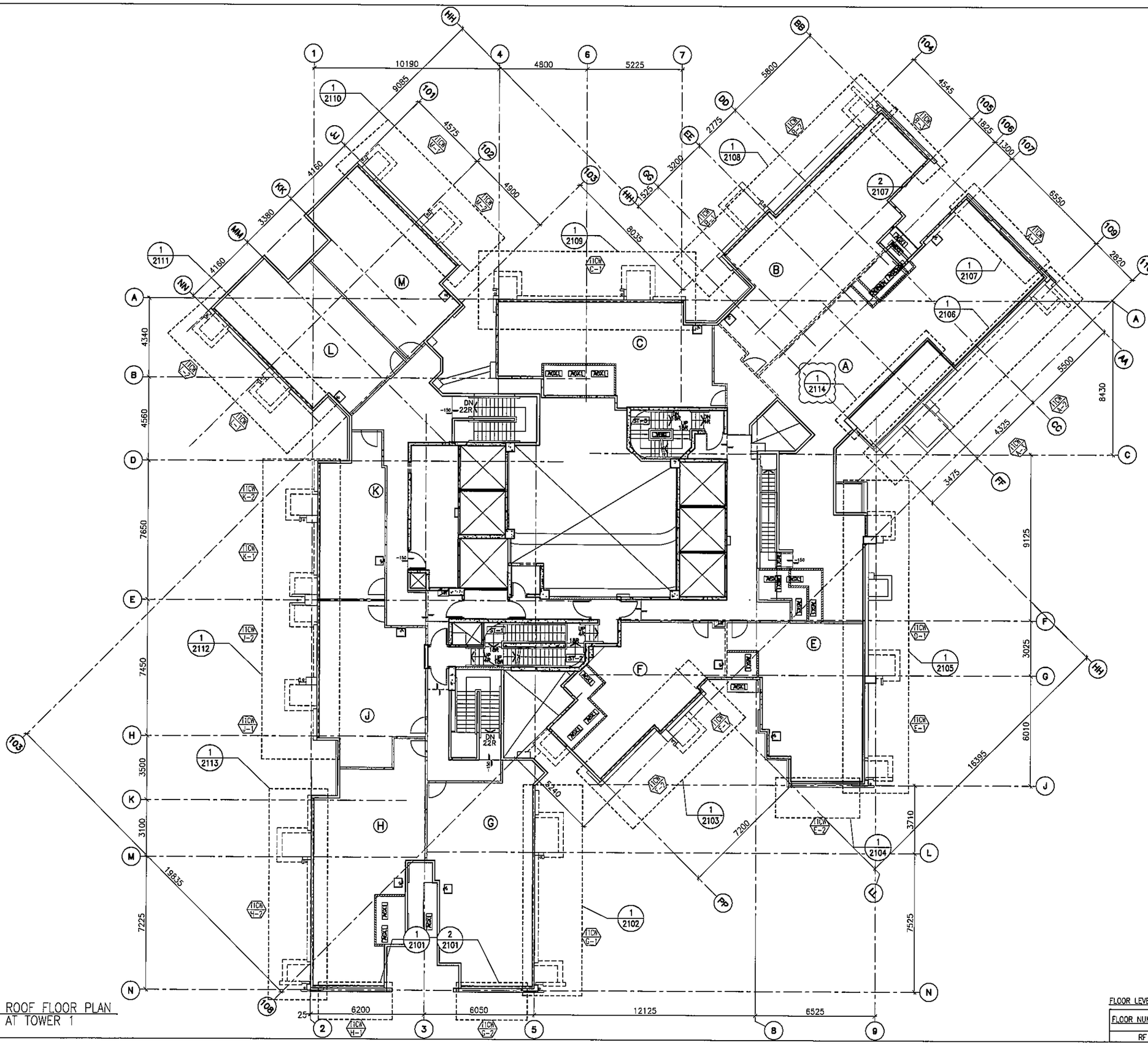

1 / - ROOF FLOOR PLAN AT TOWER 1

FLOOR LEVEL (S.F.L.)(T1)

FLOOR NUMBERING	LEVEL (mPD)
RF	+165.400

B.D. REF :

CLIENT :
信和置業有限公司
Sino Land Company Limited

ARCHITECT :
WONG TUNG & PARTNERS LIMITED
ARCHITECTS & PLANNERS

MAIN CONTRACTOR :
CR Construction Company Limited

STRUCTURAL ENGINEER :
AECOM

FACADE CONSULTANT:
AECOM

NOTE :
1. ALL DIMENSIONS ARE IN mm.
2. ALL ELEVATIONS ARE VIEWED FROM OUTSIDE.
3. ALL DIMENSIONS TO BE VERIFIED ON SITE BEFORE FABRICATION.

LEGEND :
X1 — DETAIL MARK NO.
X001 — REFER SHEET NO.
1. F.F.L. --FINISHED FLOOR LEVEL
2. S.F.L. --STRUCTURAL FLOOR LEVEL
3. /R --REVERSED DETAIL

NO.	DATE	REVISED	BY
B	21/02/2019	GENERAL REVISED	
A	28/01/2019	GENERAL REVISED	

JOB NO. : J-837

PROJECT :
URA KWUN TONG TOWN CENTRE REDEVELOPMENT (AREA 2 & 3) AT NKIL 6514, KWUN TONG, KWLOON

TITLE :
ROOF FLOOR PLAN OF CURTAIN WALL AT TOWER 1

DATE : 10-SEP-18 | SCALE : 1:100 (A1)

DRAWN BY : ASING | CHECKED BY : -

美特鋁質有限公司
MIDI ALUMINIUM FABRICATOR LTD.
Units 6-8, Sunray Industrial Centre, 1/F
610 Cha Kwo Ling Road, Kowloon
Tel:23489211-4 Fax:(852)27727666

DWG NO. : J837-CW-3104 | REV. : B

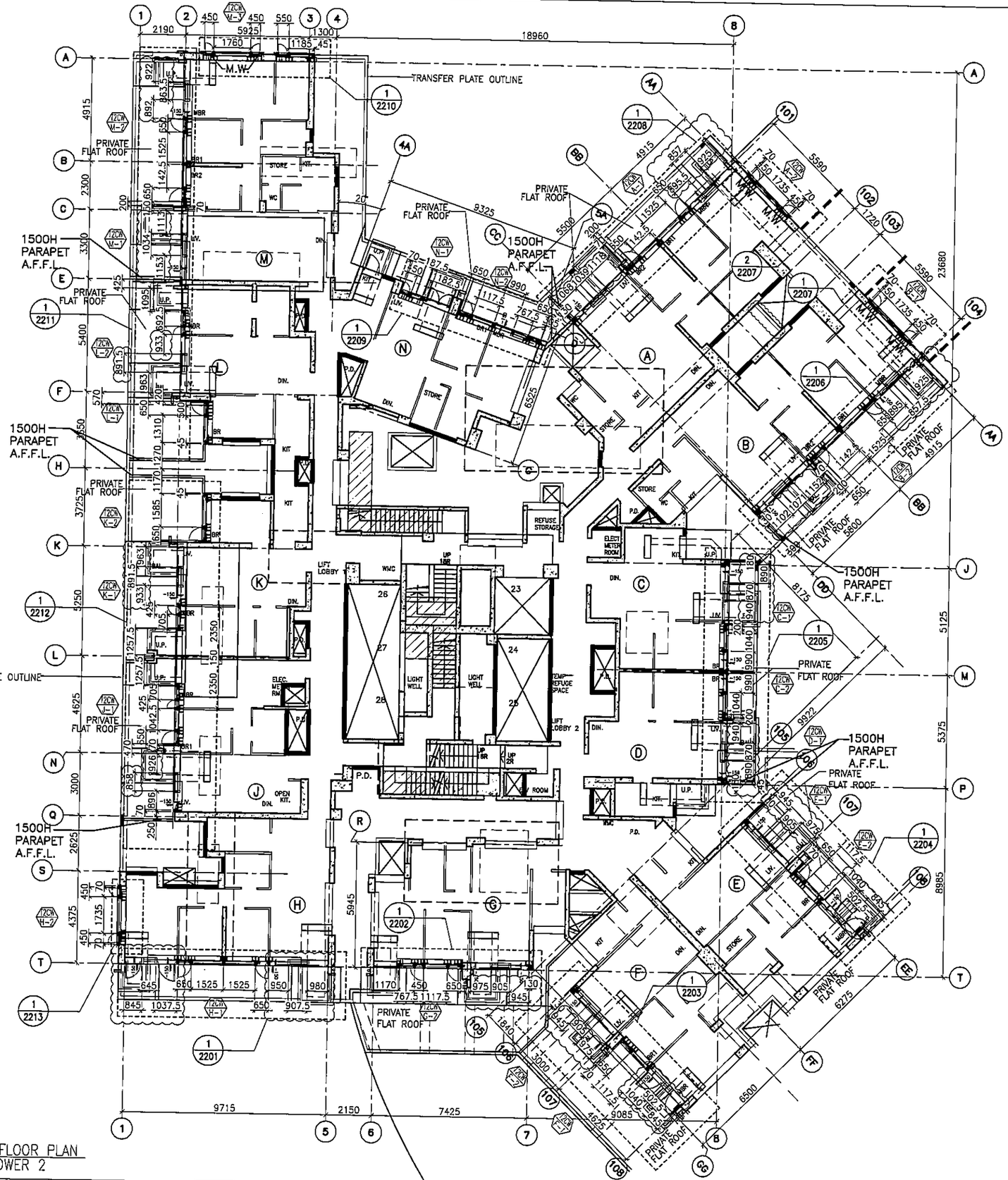

1 / - 6TH FLOOR PLAN AT TOWER 2

FLOOR LEVEL (S.F.L.)(T2)

FLOOR NUMBERING	LEVEL (mPD)
6/F	+38.900

B.D. REF :

CLIENT :
信和置業有限公司
Sino Land Company Limited

ARCHITECT : WONG TUNG & PARTNERS LIMITED ARCHITECTS & PLANNERS

MAIN CONTRACTOR :
CR Construction Company Limited

STRUCTURAL ENGINEER : AECOM

FACADE CONSULTANT: AECOM

NOTE :
1. ALL DIMENSIONS ARE IN mm.
2. ALL ELEVATIONS ARE VIEWED FROM OUTSIDE.
3. ALL DIMENSIONS TO BE VERIFIED ON SITE BEFORE FABRICATION.

LEGEND :
X1 / XC01 — DETAIL MARK NO. / REFER SHEET NO.

1. F.F.L. --FINISHED FLOOR LEVEL
2. S.F.L. --STRUCTURAL FLOOR LEVEL
3. (R) --REVERSED DETAIL

NO.	DATE	REVISED	BY
F	19/01/2019	GENERAL REVISED	
E	22/12/2018	GENERAL REVISED	
D	24/11/2018	GENERAL REVISED	
C	8/10/2018	GENERAL REVISED	
B	28/9/2018	GENERAL REVISED	
A	10/9/2018	GENERAL REVISED	

JOB NO. : J-837

PROJECT :
URA KWUN TONG TOWN CENTRE REDEVELOPMENT (AREA 2 & 3) AT NKIL 6514, KWUN TONG, KWLOON

TITLE :
6TH FLOOR PLAN OF CURTAIN WALL AT TOWER 2

DATE : 04-JUL-18 | SCALE : 1:100 (A1)

DRAWN BY : ASING | CHECKED BY : -

美特鋁質有限公司
MIDI ALUMINIUM FABRICATOR LTD.
Units 6-8, Sunray Industrial Centre, 1/F
610 Cha Kwo Ling Road, Kowloon
Tel:23489211-4 Fax:(852)27727666

DWG NO. : J837-CW-3201 | REV. : F

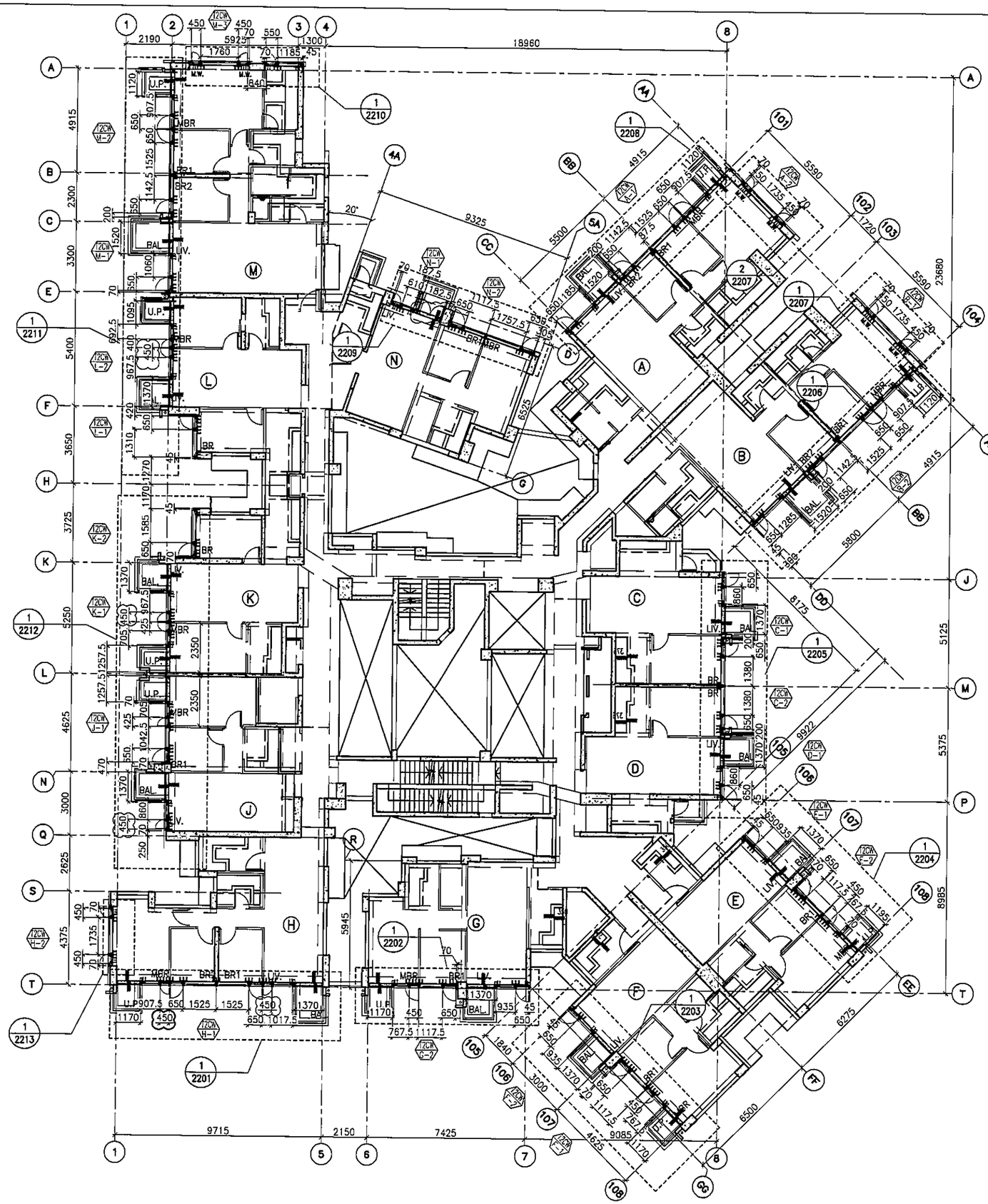

1 / - TYPICAL FLOOR PLAN AT TOWER 2

FLOOR LEVEL (S.F.L.)(T2)

FLOOR NUMBERING	LEVEL (mPD)
7F	42.400
8F	45.550
9F	48.700
10F	51.850
11F	55.000
12F	58.150
15F	61.300
16F	64.450
17F	67.600
18F	70.750
19F	73.900
20F	77.050
21F	80.200
22F	83.350
23F	86.500
25F	89.650
26F	92.800
28F	99.250
29F	102.250
30F	105.400
31F	108.550
32F	111.700
33F	114.850
35F	118.000
36F	121.150
37F	124.300
38F	127.450
39F	130.600
40F	133.750
41F	136.900
42F	140.050
43F	143.100
45F	146.350
46F	149.500
47F	152.650
48F	155.800
49F	158.950
50F	162.100
51F	165.250
52F	168.400
53F	171.550

B.D. REF :

CLIENT :
信和置業有限公司
Sino Land Company Limited

ARCHITECT :
WONG TUNG & PARTNERS LIMITED
ARCHITECTS & PLANNERS

MAIN CONTRACTOR :
CR Construction Company Limited

STRUCTURAL ENGINEER :
AECOM

FACADE CONSULTANT:
AECOM

NOTE :
1. ALL DIMENSIONS ARE IN mm.
2. ALL ELEVATIONS ARE VIEWED FROM OUTSIDE.
3. ALL DIMENSIONS TO BE VERIFIED ON SITE BEFORE FABRICATION.

LEGEND :
X1 — DETAIL MARK NO.
X001 — REFER SHEET NO.

1. F.F.L. --FINISHED FLOOR LEVEL
2. S.F.L. --STRUCTURAL FLOOR LEVEL
3. (/R) --REVERSED DETAIL

NO.	DATE	REVISED	BY
E	19/01/2019	GENERAL REVISED	
D	22/12/2018	GENERAL REVISED	
C	24/11/2018	GENERAL REVISED	
B	8/10/2018	GENERAL REVISED	
A	10/9/2018	GENERAL REVISED	

JOB NO. : J-837

PROJECT :
URA KWUN TONG TOWN CENTRE REDEVELOPMENT (AREA 2 & 3) AT NKIL 6514, KWUN TONG, KWLOON

TITLE :
TYPICAL FLOOR PLAN OF CURTAIN WALL AT TOWER 2

DATE : 04-JUL-18 | SCALE : 1:100 (A1)

DRAWN BY : ASING | CHECKED BY : -

美特鋁質有限公司
MIDI ALUMINIUM FABRICATOR LTD.
Units 6-8, Sunray Industrial Centre, 1/F
610 Cha Kwo Ling Road, Kowloon
Tel:23489211-4 Fax:(852)27727666

DWG NO. : J837-CW-3202 | REV. : E

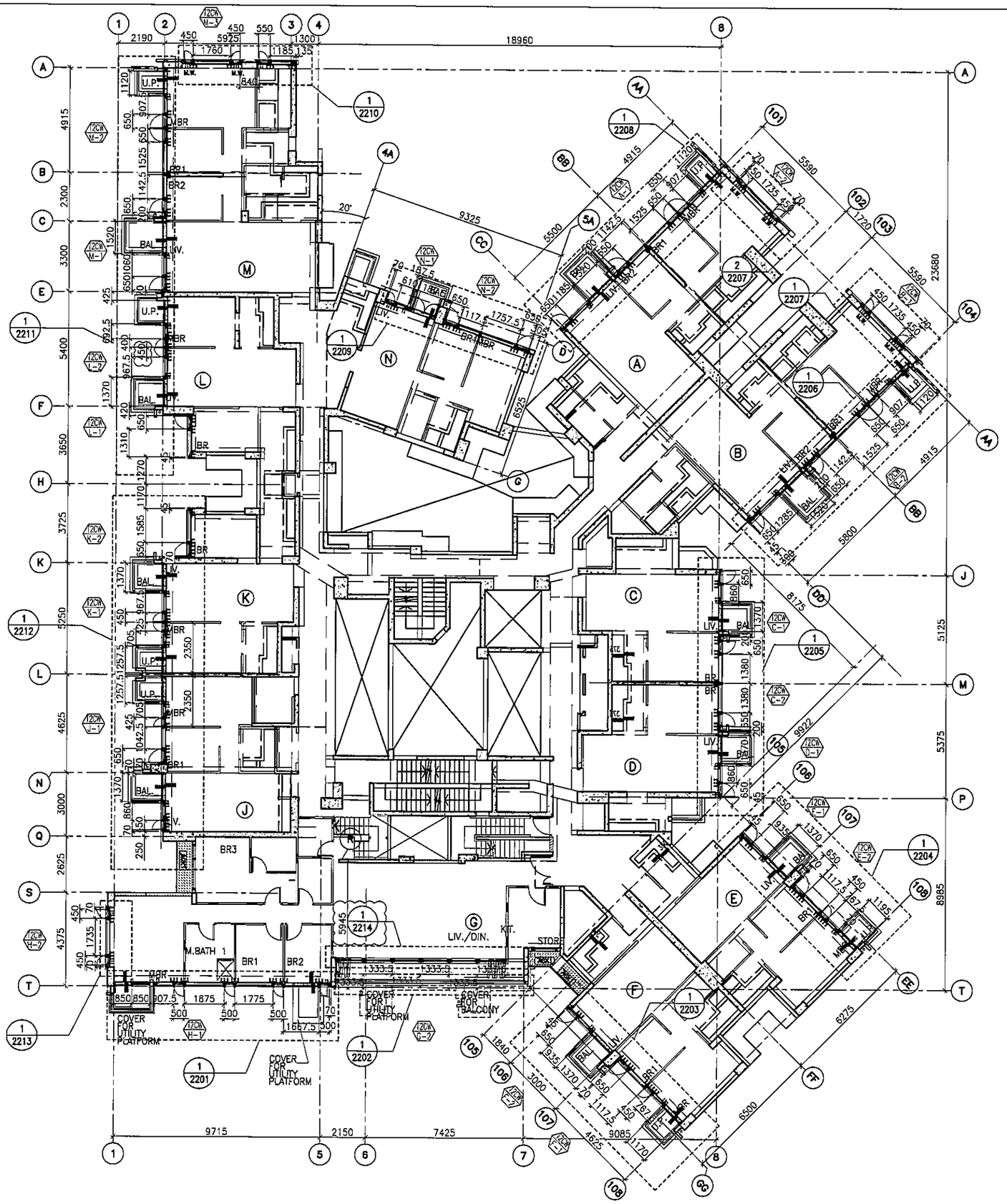

1/- 55TH FLOOR PLAN AT TOWER 2

FLOOR LEVEL (S.F.L.)(T2)

FLOOR NUMBERING	LEVEL (mPD)
55F	+174.700

B.D. REF :

CLIENT :
信和置業有限公司
Sino Land Company Limited

ARCHITECT :
WONG TUNG & PARTNERS LIMITED
ARCHITECTS & PLANNERS

MAIN CONTRACTOR :
CR Construction Company Limited

STRUCTURAL ENGINEER :
AECOM

FACADE CONSULTANT:
AECOM

NOTE :
1. ALL DIMENSIONS ARE IN mm.
2. ALL ELEVATIONS ARE VIEWED FROM OUTSIDE.
3. ALL DIMENSIONS TO BE VERIFIED ON SITE BEFORE FABRICATION.

LEGEND :
X1 — DETAIL MARK NO.
X001 — REFER SHEET NO.

1. F.F.L. --FINISHED FLOOR LEVEL
2. S.F.L. --STRUCTURAL FLOOR LEVEL
3. (/R) --REVERSED DETAIL

NO.	DATE	REVISED	BY
D	21/02/2019	GENERAL REVISED	
C	19/01/2019	GENERAL REVISED	
B	22/12/2018	GENERAL REVISED	
A	24/11/2018	GENERAL REVISED	

JOB NO. : J-837

PROJECT :
URA KWUN TONG TOWN CENTRE REDEVELOPMENT (AREA 2 & 3) AT NKIL 6514, KWUN TONG, KWLOON

TITLE :
55TH FLOOR PLAN OF CURTAIN WALL AT TOWER 2

DATE : 10-SEP-18 | SCALE : 1:100 (A1)

DRAWN BY : ASING | CHECKED BY : —

美特鋁質有限公司
MIDI ALUMINIUM FABRICATOR LTD.
Units 6-8, Sunray Industrial Centre, 1/F
610 Cha Kwo Ling Road, Kowloon
Tel:23489211-4 Fax:(852)27727666

DWG NO. : J837-CW-3203 | REV. : D

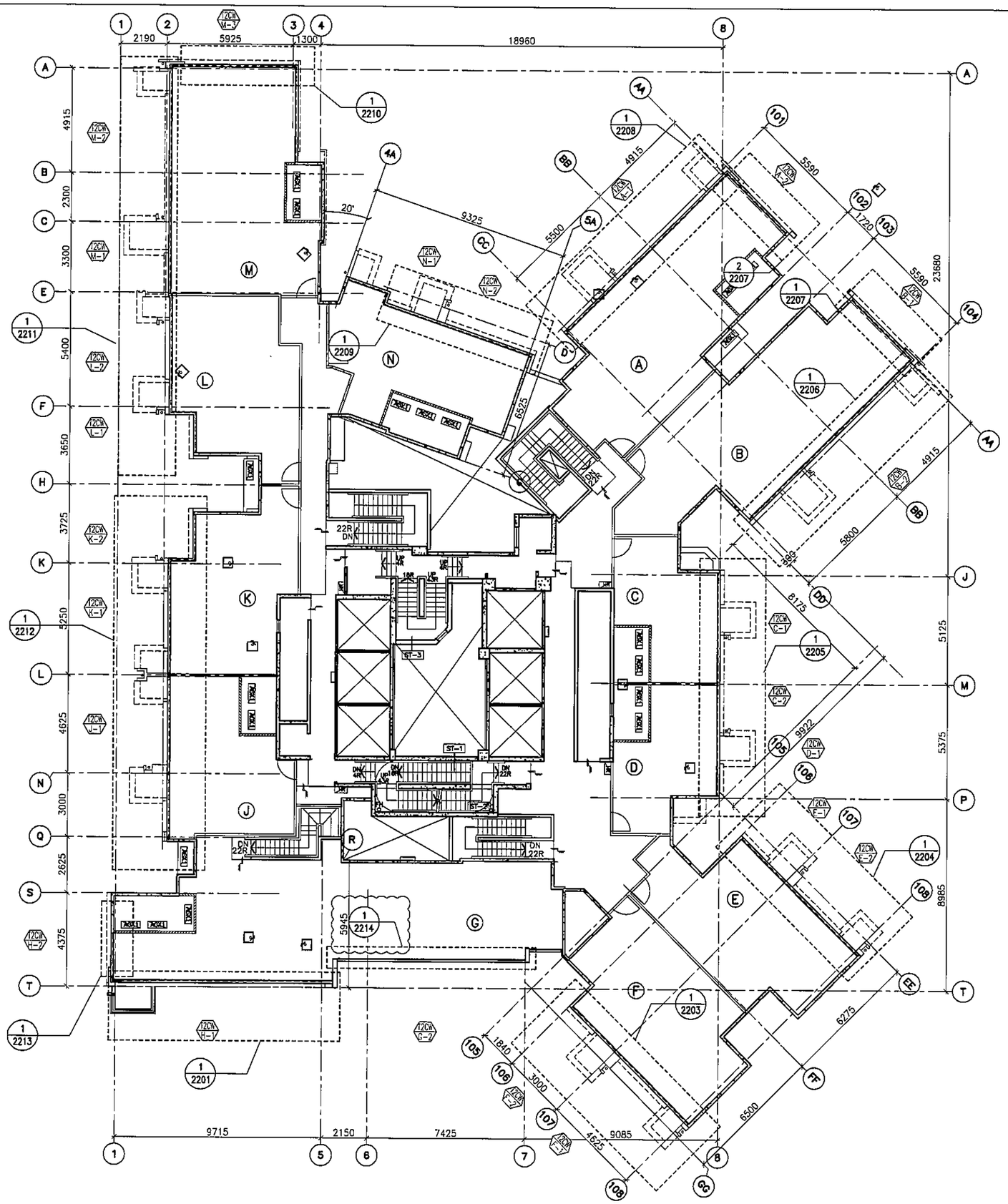

1 / - ROOF FLOOR PLAN AT TOWER 2

FLOOR LEVEL (S.F.L.)(T2)

FLOOR NUMBERING	LEVEL (mPD)
RF	+178.000

B.D. REF :

CLIENT :
信和置業有限公司
Sino Land Company Limited

ARCHITECT :
WONG TUNG & PARTNERS LIMITED
ARCHITECTS & PLANNERS

MAIN CONTRACTOR :
CR Construction Company Limited

STRUCTURAL ENGINEER :
AECOM

FACADE CONSULTANT:
AECOM

NOTE :
1. ALL DIMENSIONS ARE IN mm.
2. ALL ELEVATIONS ARE VIEWED FROM OUTSIDE.
3. ALL DIMENSIONS TO BE VERIFIED ON SITE BEFORE FABRICATION.

LEGEND :
X1 — DETAIL MARK NO.
X001 — REFER SHEET NO.

1. F.F.L. --FINISHED FLOOR LEVEL
2. S.F.L. --STRUCTURAL FLOOR LEVEL
3. (R) --REVERSED DETAIL

NO.	DATE	REVISED	BY
B	21/02/2019	GENERAL REVISED	
A	22/12/2018	GENERAL REVISED	

JOB NO. : J-837

PROJECT :
URA KWUN TONG TOWN CENTRE REDEVELOPMENT (AREA 2 & 3) AT NKIL 6514, KWUN TONG, KWLOON

TITLE :
ROOF FLOOR PLAN OF CURTAIN WALL AT TOWER 2

DATE : 10-SEP-18	SCALE : 1:100 (A1)
DRAWN BY : ASING	CHECKED BY : -

美特鋁質有限公司
MIDI ALUMINIUM FABRICATOR LTD.
Units 6-8, Sunray Industrial Centre, 1/F
610 Cha Kwo Ling Road, Kowloon
Tel:23489211-4 Fax:(852)27727666

DWG NO. : J837-CW-3204 REV. : B

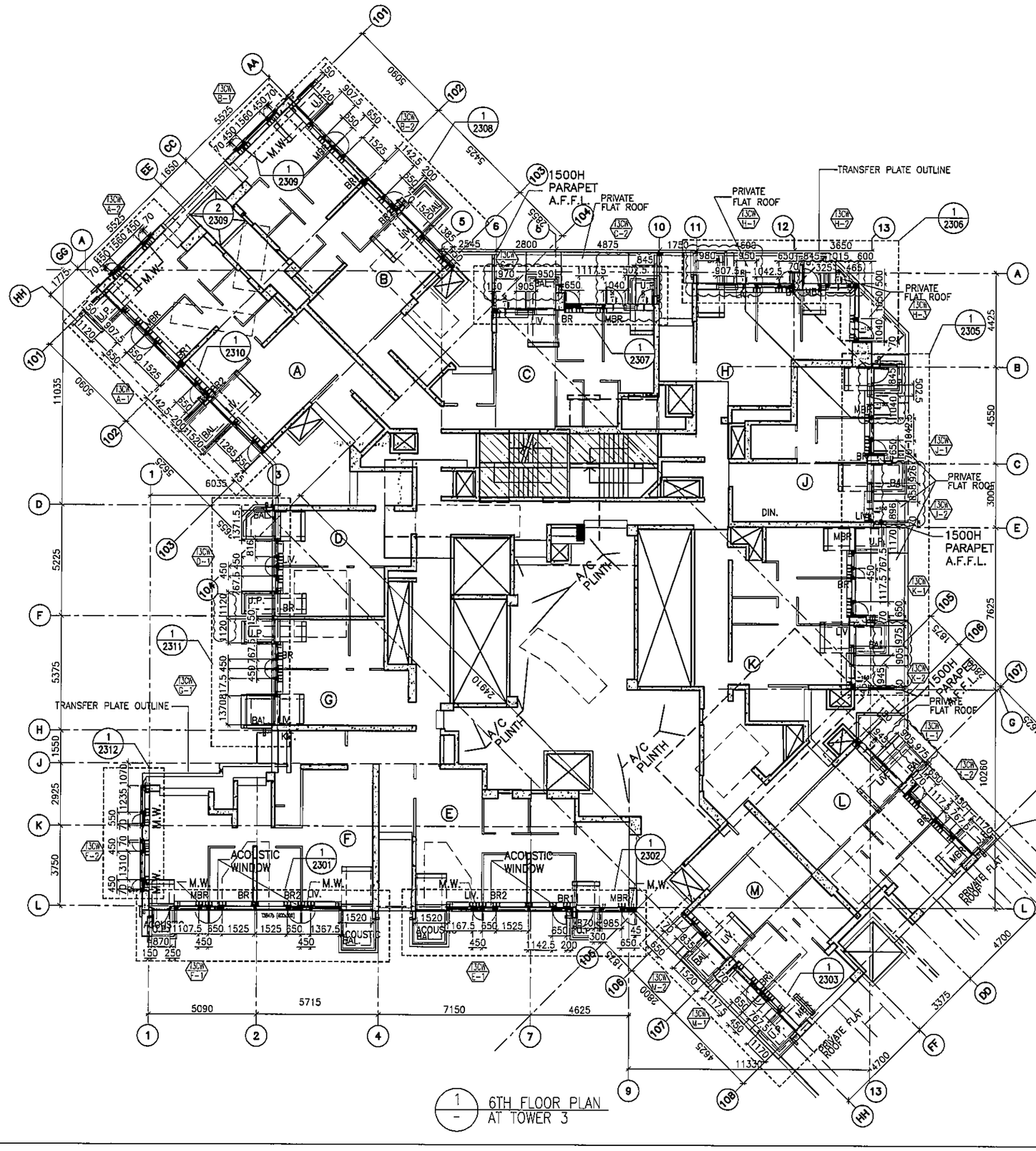

1 / - 6TH FLOOR PLAN AT TOWER 3

FLOOR LEVEL (S.F.L.)(T3)

FLOOR NUMBERING	LEVEL (mPD)
6/F	+38.900

B.D. REF :

CLIENT :
信和置業有限公司
Sino Land Company Limited

ARCHITECT : WONG TUNG & PARTNERS LIMITED ARCHITECTS & PLANNERS

MAIN CONTRACTOR :
CR Construction Company Limited

STRUCTURAL ENGINEER : AECOM

FACADE CONSULTANT: AECOM

NOTE :
1. ALL DIMENSIONS ARE IN mm.
2. ALL ELEVATIONS ARE VIEWED FROM OUTSIDE.
3. ALL DIMENSIONS TO BE VERIFIED ON SITE BEFORE FABRICATION.

LEGEND :
- X1 / XOO1 — DETAIL MARK NO. / REFER SHEET NO.
1. F.F.L. --FINISHED FLOOR LEVEL
2. S.F.L. --STRUCTURAL FLOOR LEVEL
3. /R --REVERSED DETAIL

NO.	DATE	REVISED	BY
D	19/01/2019	GENERAL REVISED	
C	24/11/2018	GENERAL REVISED	
B	28/9/2018	GENERAL REVISED	
A	10/9/2018	GENERAL REVISED	

JOB NO. : J-837

PROJECT :
URA KWUN TONG TOWN CENTRE REDEVELOPMENT (AREA 2 & 3) AT NKIL 6514, KWUN TONG, KWLOON

TITLE :
6TH FLOOR PLAN OF CURTAIN WALL AT TOWER 3

DATE : 04-JUL-18 | SCALE : 1:100 (A1)

DRAWN BY : ASING | CHECKED BY : -

美特鋁質有限公司
MIDI ALUMINIUM FABRICATOR LTD.
Units 6-8, Sunray Industrial Centre, 1/F
610 Cha Kwo Ling Road, Kowloon
Tel:23489211-4 Fax:(852)27727666

DWG NO. : J837-CW-3301 | REV. : D

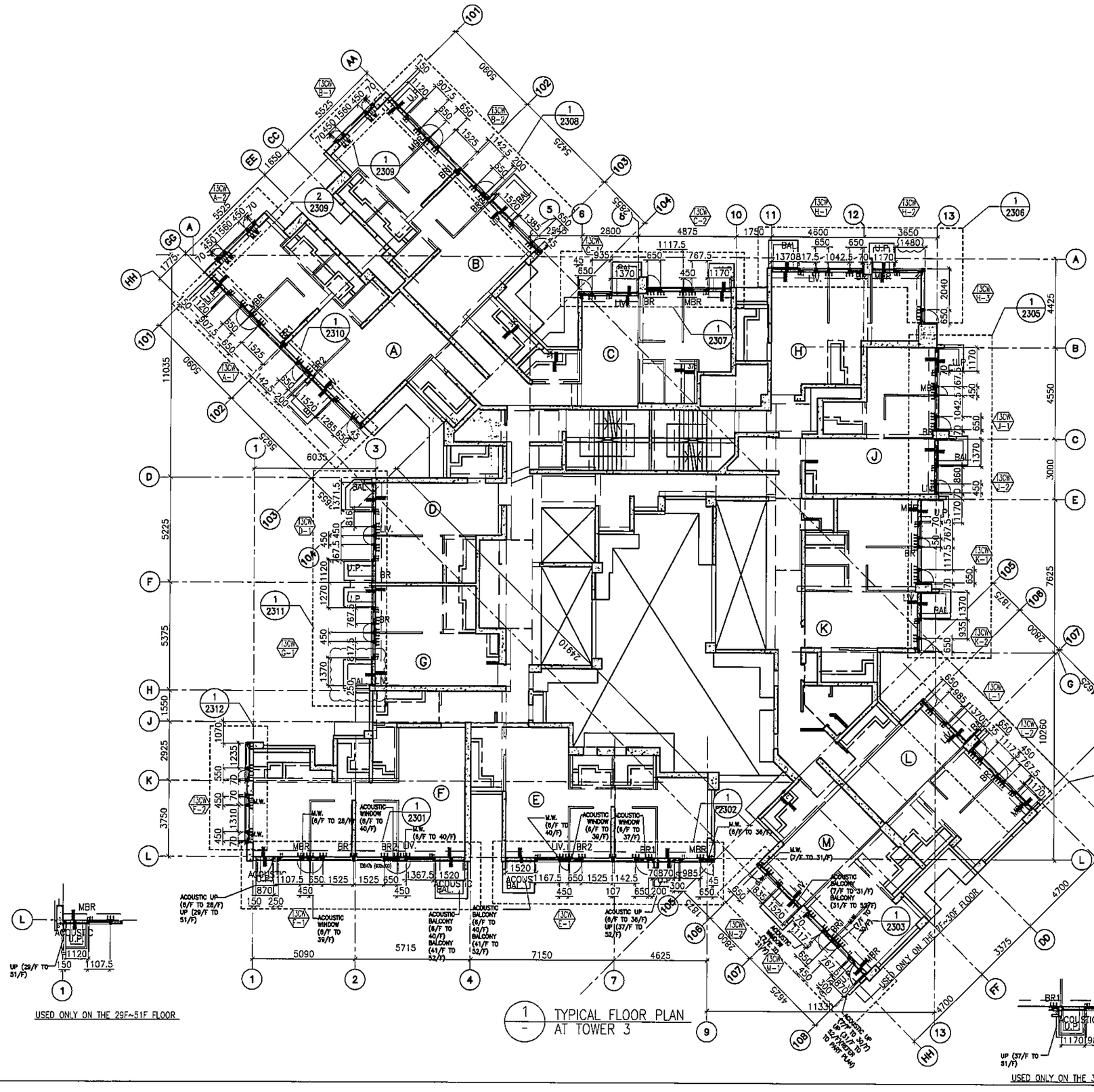

FLOOR LEVEL (S.F.L.)(T3)

FLOOR NUMBERING	LEVEL (mPD)
7F	42.400
8F	45.550
9F	48.700
10F	51.850
11F	55.000
12F	58.150
15F	61.300
16F	64.450
17F	67.600
18F	70.750
19F	73.900
20F	77.050
21F	80.200
22F	83.350
23F	86.500
25F	89.650
26F	92.800
28F	99.250
29F	102.250
30F	105.400
31F	108.550
32F	111.700
33F	114.850
35F	118.000
36F	121.150
37F	124.300
38F	127.450
39F	130.600
40F	133.750
41F	136.900
42F	140.050
43F	143.100
45F	146.350
46F	149.500
47F	152.650
48F	155.800
49F	158.950
50F	162.100
51F	165.250

B.D. REF :

CLIENT :
信和置業有限公司
Sino Land Company Limited

ARCHITECT :
WONG TUNG & PARTNERS LIMITED
ARCHITECTS & PLANNERS

MAIN CONTRACTOR :
CR Construction Company Limited

STRUCTURAL ENGINEER :
AECOM

FACADE CONSULTANT:
AECOM

NOTE :
1. ALL DIMENSIONS ARE IN mm.
2. ALL ELEVATIONS ARE VIEWED FROM OUTSIDE.
3. ALL DIMENSIONS TO BE VERIFIED ON SITE BEFORE FABRICATION.

LEGEND :
- X1 / X001 — DETAIL MARK NO. / REFER SHEET NO.
1. F.F.L. --FINISHED FLOOR LEVEL
2. S.F.L. --STRUCTURAL FLOOR LEVEL
3. (/R) --REVERSED DETAIL

NO.	DATE	REVISED	BY
C	24/11/2018	GENERAL REVISED	
B	11/10/2018	GENERAL REVISED	
A	10/9/2018	GENERAL REVISED	

JOB NO. : J-837

PROJECT :
URA KWUN TONG TOWN CENTRE REDEVELOPMENT (AREA 2 & 3) AT NKIL 6514, KWUN TONG, KWLOON

TITLE :
TYPICAL FLOOR PLAN OF CURTAIN WALL AT TOWER 3

DATE : 04-JUL-18 | SCALE : 1:100 (A1)

DRAWN BY : ASING | CHECKED BY : -

美特鋁質有限公司
MIDI ALUMINIUM FABRICATOR LTD.
Units 6-8, Sunray Industrial Centre, 1/F
610 Cha Kwo Ling Road, Kowloon
Tel:23489211-4 Fax:(852)27727666

DWG NO. : J837-CW-3302 | REV. : C

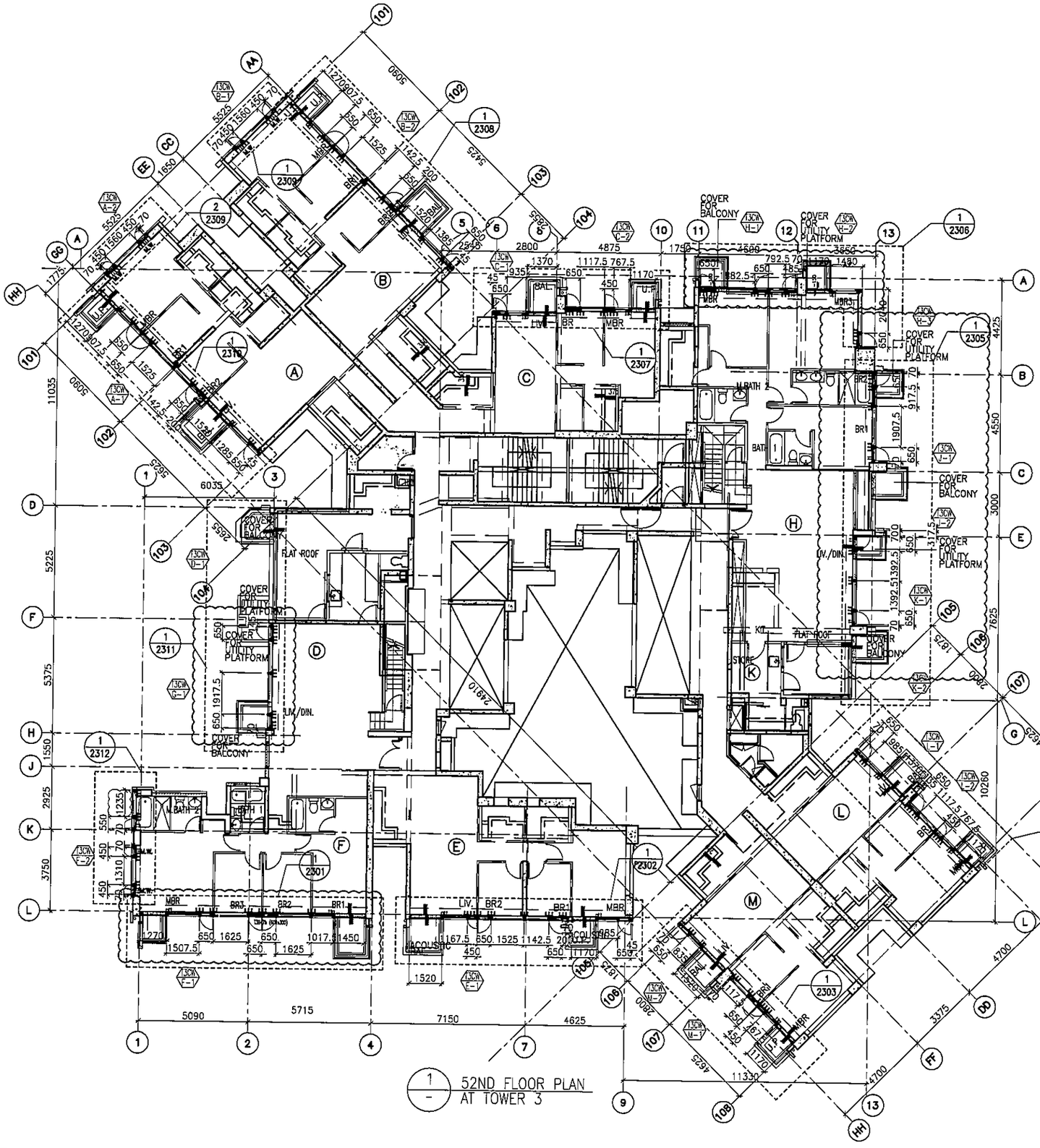

FLOOR LEVEL (S.F.L.)(T3)

FLOOR NUMBERING	LEVEL (mPD)
52F	+168.400

B.D. REF :

CLIENT :
信和置業有限公司
Sino Land Company Limited

ARCHITECT :
WONG TUNG & PARTNERS LIMITED
ARCHITECTS & PLANNERS

MAIN CONTRACTOR :
CR Construction Company Limited

STRUCTURAL ENGINEER :
AECOM

FACADE CONSULTANT:
AECOM

NOTE :
1. ALL DIMENSIONS ARE IN mm.
2. ALL ELEVATIONS ARE VIEWED FROM OUTSIDE.
3. ALL DIMENSIONS TO BE VERIFIED ON SITE BEFORE FABRICATION.

LEGEND :
- X1 / X001 — DETAIL MARK NO. / REFER SHEET NO.
1. F.F.L. --FINISHED FLOOR LEVEL
2. S.F.L. --STRUCTURAL FLOOR LEVEL
3. /R --REVERSED DETAIL

NO.	DATE	REVISED	BY
C	22/12/2018	GENERAL REVISED	
B	24/11/2018	GENERAL REVISED	
A	11/10/2018	GENERAL REVISED	

JOB NO. : J-837

PROJECT :
URA KWUN TONG TOWN CENTRE REDEVELOPMENT (AREA 2 & 3) AT NKIL 6514, KWUN TONG, KWLOON

TITLE :
52ND FLOOR PLAN OF CURTAIN WALL AT TOWER 3

DATE : 10-SEP-18 | SCALE : 1:100 (A1)

DRAWN BY : ASING | CHECKED BY : -

美特鋁質有限公司
MIDI ALUMINIUM FABRICATOR LTD.
Units 6-8, Sunray Industrial Centre, 1/F
610 Cha Kwo Ling Road, Kowloon
Tel:23489211-4 Fax:(852)27727666

DWG NO. : J837-CW-3303 | REV. : C

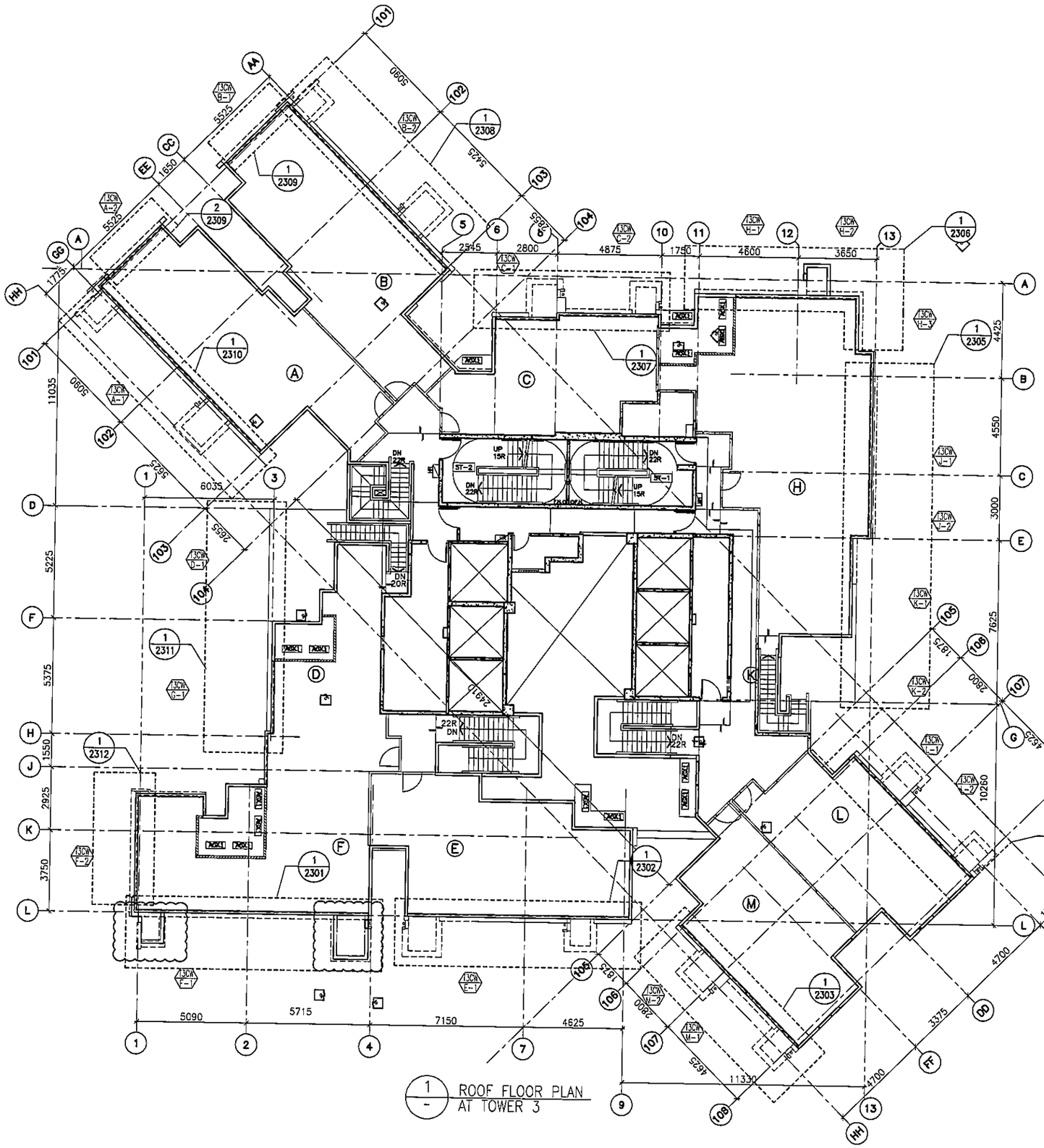

FLOOR LEVEL (S.F.L.)(T3)

FLOOR NUMBERING	LEVEL (mPD)
RF	+171.700

B.D. REF :

CLIENT :
信和置業有限公司
Sino Land Company Limited

ARCHITECT :
WONG TUNG & PARTNERS LIMITED
ARCHITECTS & PLANNERS

MAIN CONTRACTOR :
CR Construction Company Limited

STRUCTURAL ENGINEER :
AECOM

FACADE CONSULTANT:
AECOM

NOTE :
1. ALL DIMENSIONS ARE IN mm.
2. ALL ELEVATIONS ARE VIEWED FROM OUTSIDE.
3. ALL DIMENSIONS TO BE VERIFIED ON SITE BEFORE FABRICATION.

LEGEND :
X1 — DETAIL MARK NO.
X001 — REFER SHEET NO.

1. F.F.L. --FINISHED FLOOR LEVEL
2. S.F.L. --STRUCTURAL FLOOR LEVEL
3. /R --REVERSED DETAIL

NO.	DATE	REVISED	BY

JOB NO. : J-837

PROJECT :
URA KWUN TONG TOWN CENTRE REDEVELOPMENT (AREA 2 & 3) AT NKIL 6514, KWUN TONG, KWLOON

TITLE :
ROOF FLOOR PLAN OF CURTAIN WALL AT TOWER 3

DATE : 10-SEP-18 | SCALE : 1:100 (A1)

DRAWN BY : ASING | CHECKED BY : -

美特鋁質有限公司
MIDI ALUMINIUM FABRICATOR LTD.
Units 6-8, Sunray Industrial Centre, 1/F
610 Cha Kwo Ling Road, Kowloon
Tel:23489211-4 Fax:(852)27727666

DWG NO. : J837-CW-3304 | REV. : -

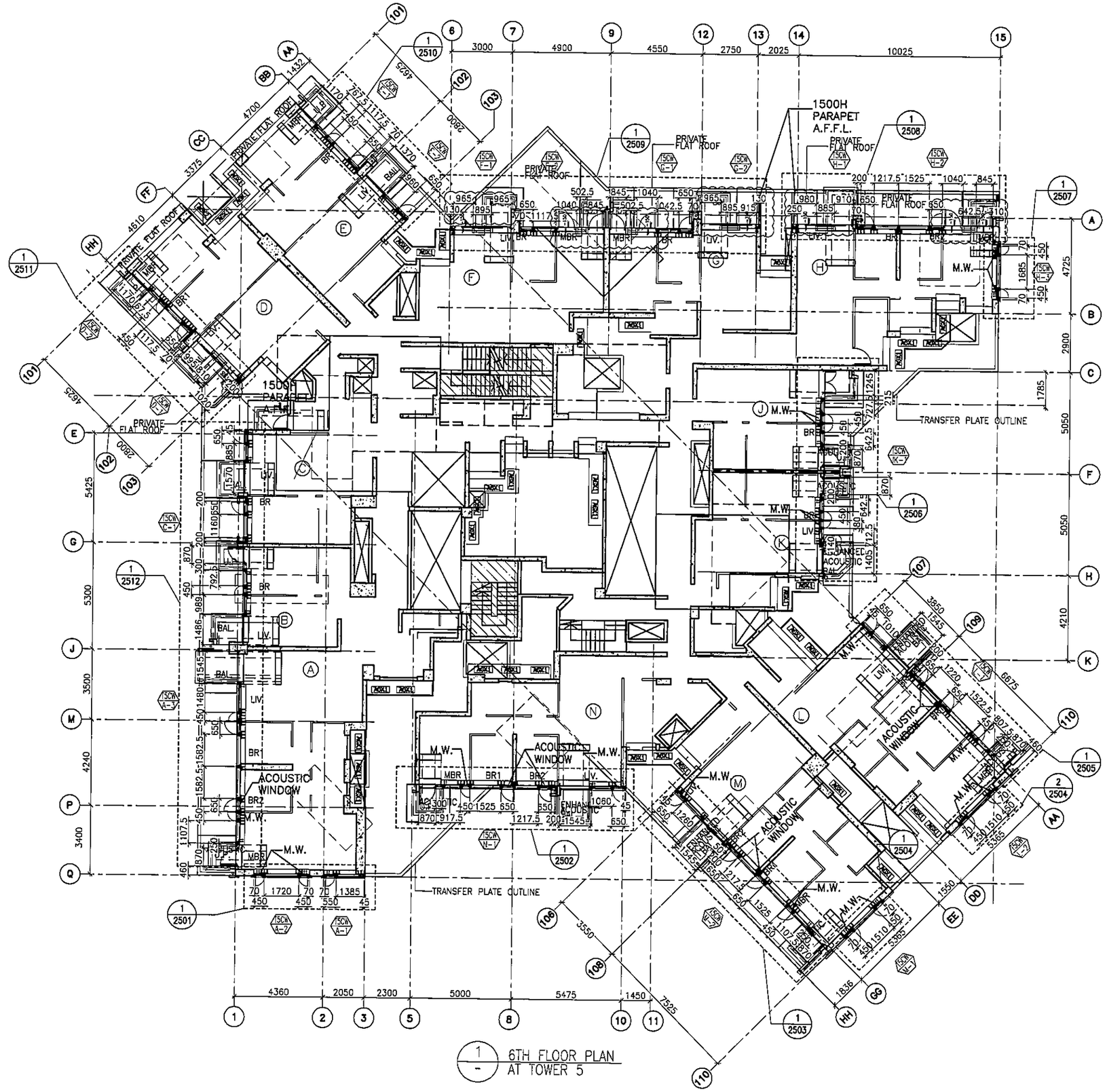

B.D. REF :

CLIENT :
信和置業有限公司
Sino Land Company Limited

ARCHITECT :
WONG TUNG & PARTNERS LIMITED
ARCHITECTS & PLANNERS

MAIN CONTRACTOR :
CR Construction Company Limited

STRUCTURAL ENGINEER :
AECOM

FACADE CONSULTANT:
AECOM

NOTE :
1. ALL DIMENSIONS ARE IN mm.
2. ALL ELEVATIONS ARE VIEWED FROM OUTSIDE.
3. ALL DIMENSIONS TO BE VERIFIED ON SITE BEFORE FABRICATION.

LEGEND :
X1 — DETAIL MARK NO.
X001 — REFER SHEET NO.

1. F.F.L. --FINISHED FLOOR LEVEL
2. S.F.L. --STRUCTURAL FLOOR LEVEL
3. (/R) --REVERSED DETAIL

NO.	DATE	REVISED	BY
G	19/01/2019	GENERAL REVISED	
F	22/12/2018	GENERAL REVISED	
E	24/11/2018	GENERAL REVISED	
D	11/10/2018	GENERAL REVISED	
C	8/10/2018	GENERAL REVISED	
B	28/9/2018	GENERAL REVISED	
A	10/9/2018	GENERAL REVISED	

JOB NO. : J-837

PROJECT :
URA KWUN TONG TOWN CENTRE REDEVELOPMENT (AREA 2 & 3) AT NKIL 6514, KWUN TONG, KWLOON

TITLE :
6TH FLOOR PLAN OF CURTAIN WALL AT TOWER 5

DATE : 04-JUL-18 | SCALE : 1:100 (A1)

DRAWN BY : ASING | CHECKED BY : -

美特鋁質有限公司
MIDI ALUMINIUM FABRICATOR LTD.
Units 6-8, Sunray Industrial Centre, 1/F
610 Cha Kwo Ling Road, Kowloon
Tel:23489211-4 Fax:(852)27727666

DWG NO. : J837-CW-3501 | REV. : G

FLOOR LEVEL (S.F.L.)(T3)

FLOOR NUMBERING	LEVEL (mPD)
6/F	+38.900

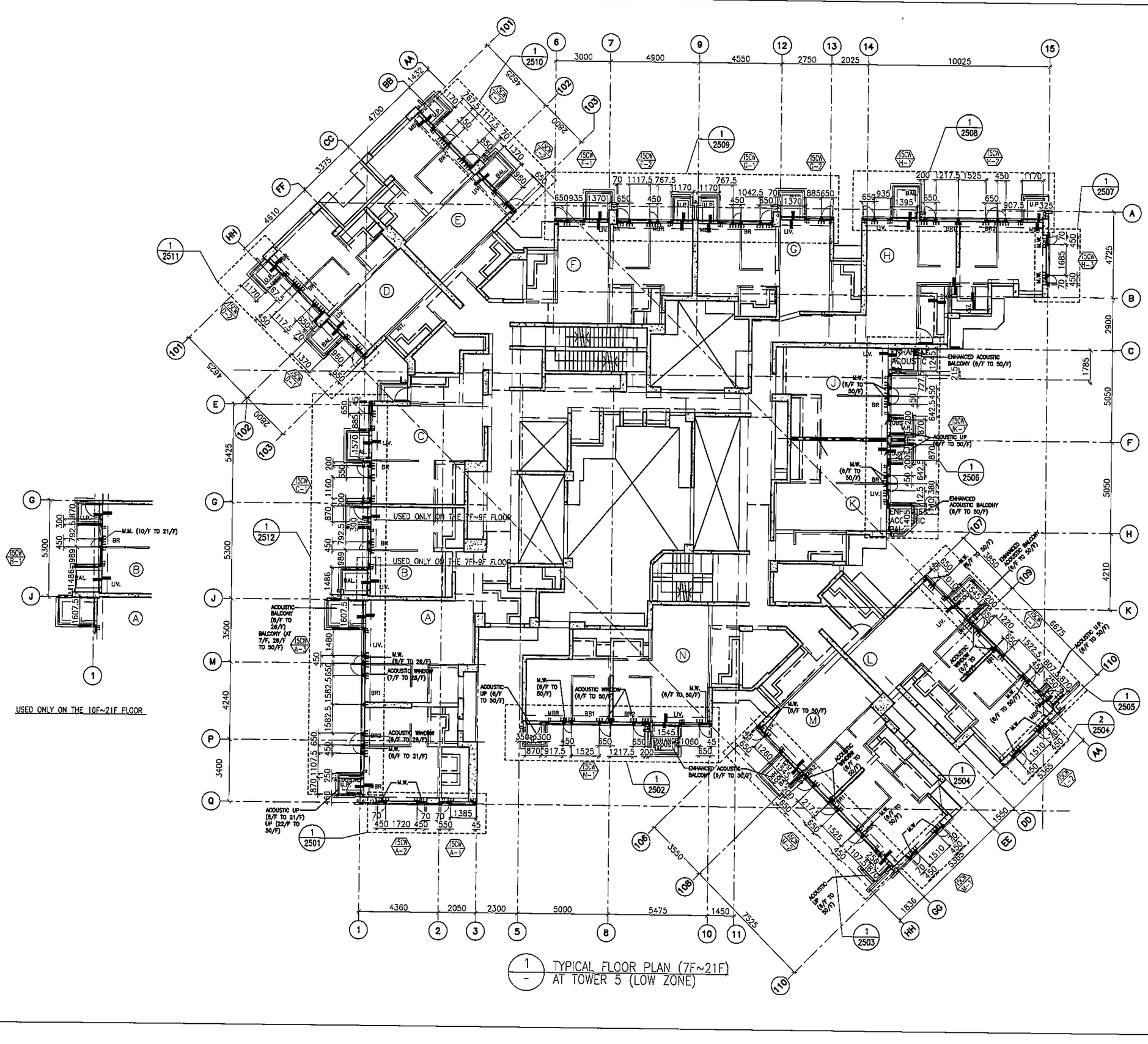
USED ONLY ON THE 10F~21F FLOOR
USED ONLY ON THE 7F~9F FLOOR
USED ONLY ON THE 7F~9F FLOOR
ENHANCED ACOUSTIC BALCONY (6/F TO 50/F)
ACOUSTIC BALCONY (6/F TO 28/F) BALCONY (AT 7/F, 28/F TO 50/F)
ACOUSTIC UP (6/F TO 21/F) UP (22/F TO 50/F)
ENHANCED ACOUSTIC BALCONY (6/F TO 50/F)
ACOUSTIC UP (6/F TO 50/F)
ACOUSTIC WINDOW (6/F TO 28/F)
ACOUSTIC WINDOW (7/F TO 28/F)
ACOUSTIC WINDOW (6/F TO 50/F)
M.W. (10/F TO 21/F)
M.W. (6/F TO 21/F)
M.W. (6/F TO 28/F)
M.W. (6/F TO 50/F)
ACOUSTIC UP (6/F TO 50/F)
ENHANCED ACOUSTIC BALCONY (6/F TO 50/F)
ACOUSTIC UP (6/F TO 50/F)
ENHANCED ACOUSTIC BALCONY (6/F TO 50/F)
ACOUSTIC UP (6/F TO 50/F)
ACOUSTIC WINDOW (6/F TO 50/F)
M.W.

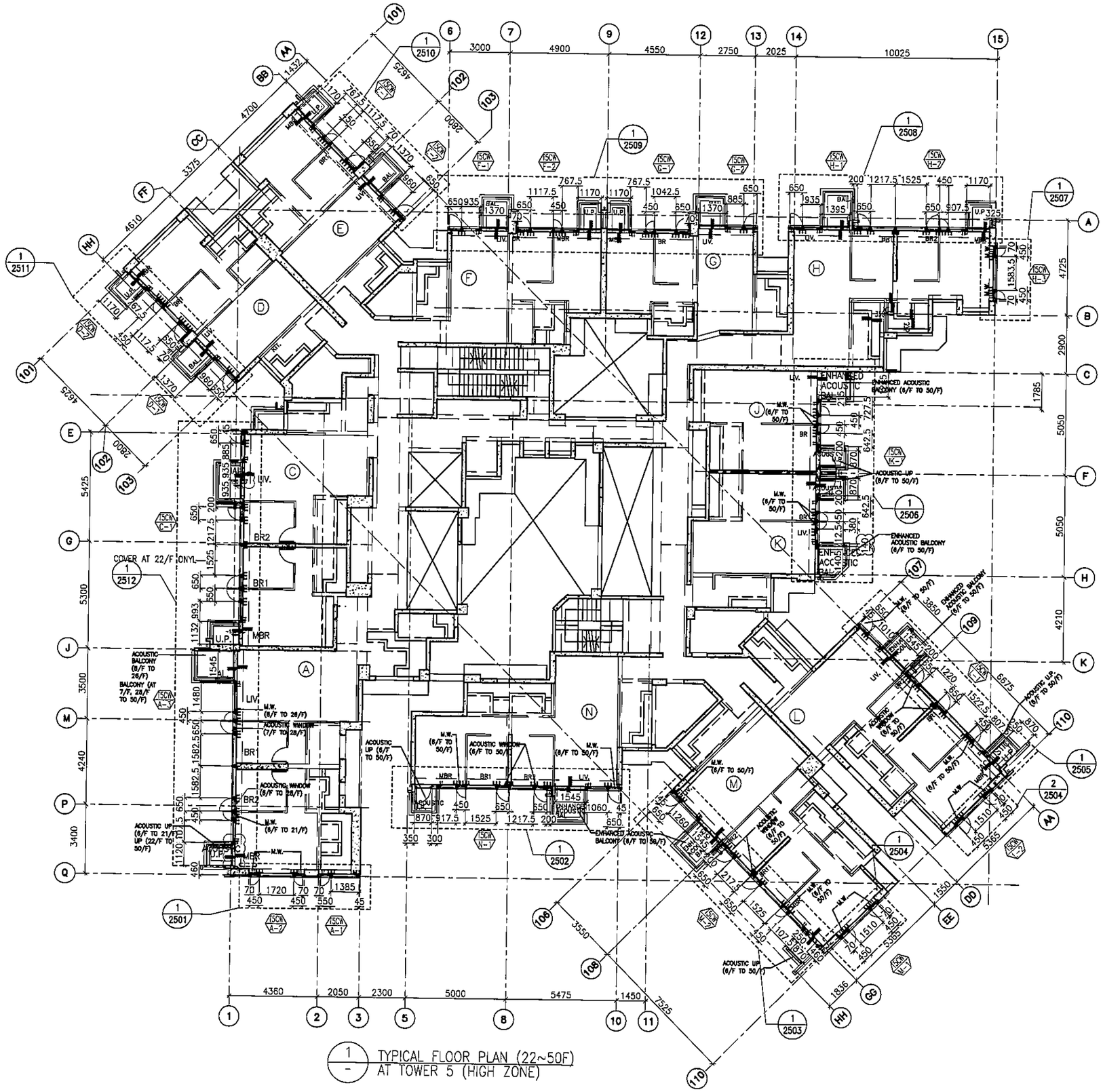

1 / - TYPICAL FLOOR PLAN (22~50F) AT TOWER 5 (HIGH ZONE)

FLOOR LEVEL (S.F.L.)(TS)

FLOOR NUMBERING	LEVEL (mPD)
22F	83.350
23F	86.500
25F	89.650
26F	92.800
28F	99.250
29F	102.250
30F	105.400
31F	108.550
32F	111.700
33F	114.850
35F	118.000
36F	121.150
37F	124.300
38F	127.450
39F	130.600
40F	133.750
41F	136.900
42F	140.050
43F	143.100
45F	146.350
46F	149.500
47F	152.650
48F	155.800
49F	158.950
50F	162.100

B.D. REF :

CLIENT : 信和置業有限公司 Sino Land Company Limited

ARCHITECT : WONG TUNG & PARTNERS LIMITED ARCHITECTS & PLANNERS

MAIN CONTRACTOR : CR Construction Company Limited

STRUCTURAL ENGINEER : AECOM

FACADE CONSULTANT: AECOM

NOTE :
1. ALL DIMENSIONS ARE IN mm.
2. ALL ELEVATIONS ARE VIEWED FROM OUTSIDE.
3. ALL DIMENSIONS TO BE VERIFIED ON SITE BEFORE FABRICATION.

LEGEND :

X1 / X001 — DETAIL MARK NO. / REFER SHEET NO.

1. F.F.L. --FINISHED FLOOR LEVEL
2. S.F.L. --STRUCTURAL FLOOR LEVEL
3. /R --REVERSED DETAIL

NO.	DATE	REVISED	BY
E	19/01/2019	GENERAL REVISED	
D	22/12/2018	GENERAL REVISED	
C	24/11/2018	GENERAL REVISED	
B	11/10/2018	GENERAL REVISED	
A	8/10/2018	GENERAL REVISED	

JOB NO. : J-837

PROJECT : URA KWUN TONG TOWN CENTRE REDEVELOPMENT (AREA 2 & 3) AT NKIL 6514, KWUN TONG, KWLOON

TITLE : TYPICAL FLOOR PLAN (22~50F) OF CURTAIN WALL AT TOWER 5

DATE : 10-SEP-18 | SCALE : 1:100 (A1)

DRAWN BY : ASING | CHECKED BY : -

美特鋁質有限公司 MIDI ALUMINIUM FABRICATOR LTD.
Units 6-8, Sunray Industrial Centre, 1/F
610 Cha Kwo Ling Road, Kowloon
Tel:23489211-4 Fax:(852)27727666

DWG NO. : J837-CW-3503 | REV. : E

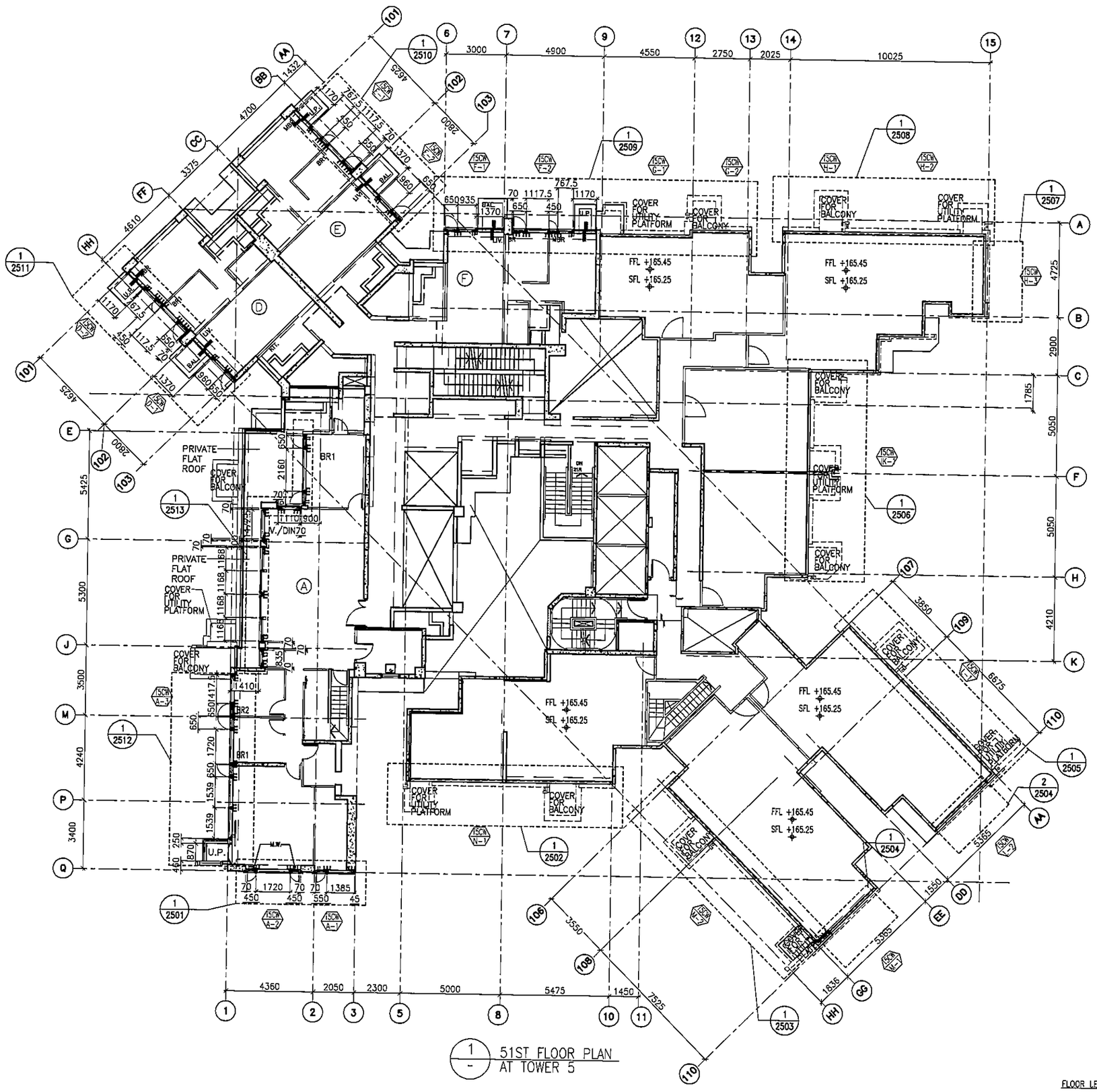

1 / - 51ST FLOOR PLAN AT TOWER 5

FLOOR LEVEL (S.F.L.)(T3)

FLOOR NUMBERING	LEVEL (mPD)
51F	+165.250/+165.550

B.D. REF :

CLIENT : 信和置業有限公司 Sino Land Company Limited

ARCHITECT : WONG TUNG & PARTNERS LIMITED ARCHITECTS & PLANNERS

MAIN CONTRACTOR : CR Construction Company Limited

STRUCTURAL ENGINEER : AECOM

FACADE CONSULTANT: AECOM

NOTE :
1. ALL DIMENSIONS ARE IN mm.
2. ALL ELEVATIONS ARE VIEWED FROM OUTSIDE.
3. ALL DIMENSIONS TO BE VERIFIED ON SITE BEFORE FABRICATION.

LEGEND :
- X1 / X001 — DETAIL MARK NO. / REFER SHEET NO.
1. F.F.L. --FINISHED FLOOR LEVEL
2. S.F.L. --STRUCTURAL FLOOR LEVEL
3. (R) --REVERSED DETAIL

NO.	DATE	REVISED	BY
A	22/12/2018	GENERAL REVISED	

JOB NO. : J-837

PROJECT : URA KWUN TONG TOWN CENTRE REDEVELOPMENT (AREA 2 & 3) AT NKIL 6514, KWUN TONG, KWLOON

TITLE : 51ST FLOOR PLAN OF CURTAIN WALL AT TOWER 5

DATE : 10-SEP-18 | SCALE : 1:100 (A1)

DRAWN BY : ASING | CHECKED BY : -

美特鋁質有限公司 MIDI ALUMINIUM FABRICATOR LTD.
Units 6-8, Sunray Industrial Centre, 1/F
610 Cha Kwo Ling Road, Kowloon
Tel:23489211-4 Fax:(852)27727666

DWG NO. : JB37-CW-3504 | REV. : A

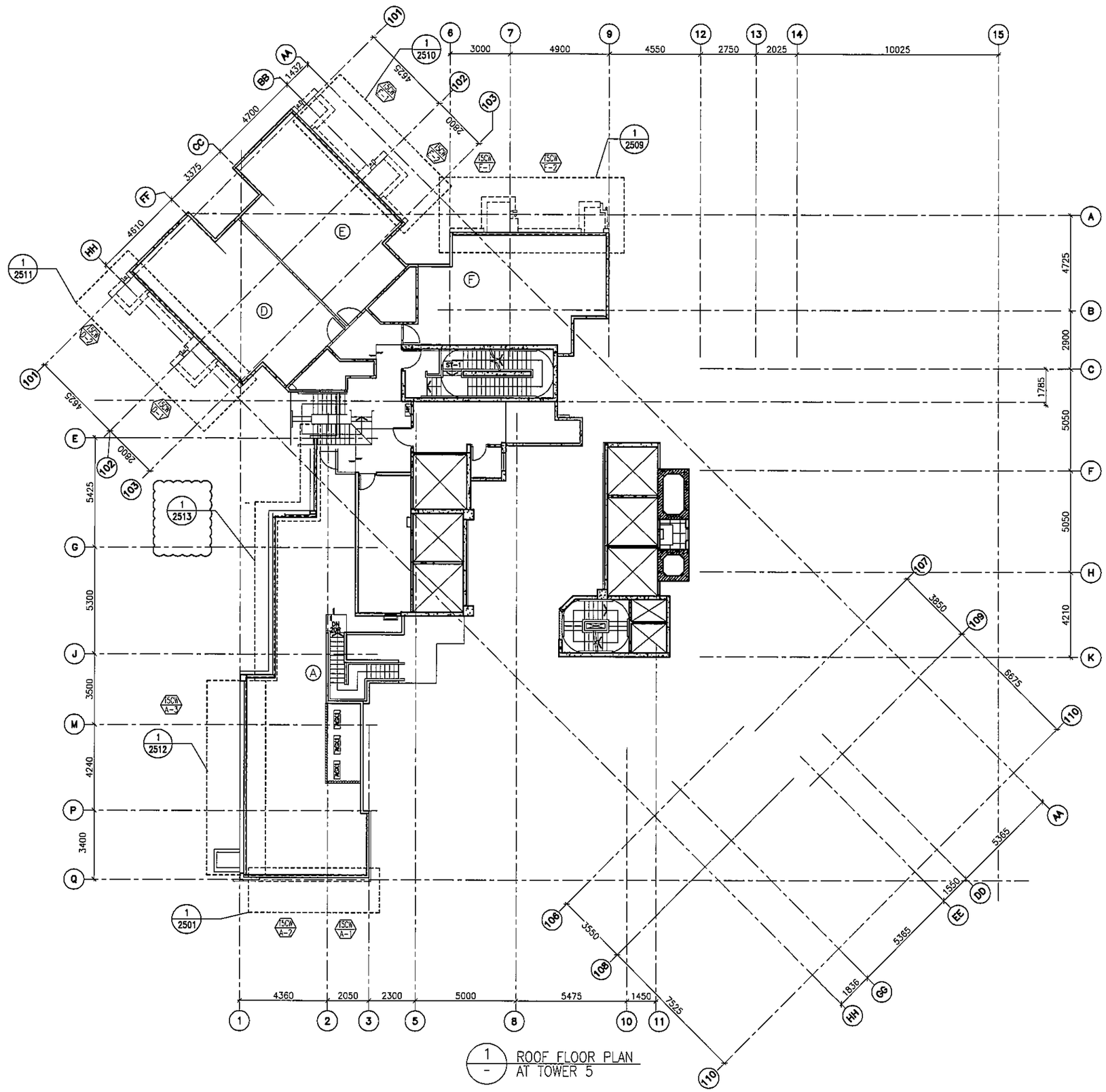

1/- ROOF FLOOR PLAN AT TOWER 5

FLOOR LEVEL (S.F.L.)(T3)

FLOOR NUMBERING	LEVEL (mPD)
RF	+166.850

B.D. REF :

CLIENT :
信和置業有限公司
Sino Land Company Limited

ARCHITECT :
WONG TUNG & PARTNERS LIMITED
ARCHITECTS & PLANNERS

MAIN CONTRACTOR :
CR Construction Company Limited

STRUCTURAL ENGINEER :
AECOM

FACADE CONSULTANT:
AECOM

NOTE :
1. ALL DIMENSIONS ARE IN mm.
2. ALL ELEVATIONS ARE VIEWED FROM OUTSIDE.
3. ALL DIMENSIONS TO BE VERIFIED ON SITE BEFORE FABRICATION.

LEGEND :
X1 / X001 — DETAIL MARK NO. / REFER SHEET NO.
1. F.F.L. --FINISHED FLOOR LEVEL
2. S.F.L. --STRUCTURAL FLOOR LEVEL
3. /R --REVERSED DETAIL

NO.	DATE	REVISED	BY
A	22/12/2018	GENERAL REVISED	

JOB NO. : J-837

PROJECT :
URA KWUN TONG TOWN CENTRE REDEVELOPMENT (AREA 2 & 3) AT NKIL 6514, KWUN TONG, KWLOON

TITLE :
ROOF FLOOR PLAN OF CURTAIN WALL AT TOWER 5

DATE : 10-SEP-18 | SCALE : 1:100 (A1)

DRAWN BY : ASING | CHECKED BY : -

美特鋁質有限公司
MIDI ALUMINIUM FABRICATOR LTD.
Units 6-8, Sunray Industrial Centre, 1/F
610 Cha Kwo Ling Road, Kowloon
Tel:23489211-4 Fax:(852)27727666

DWG NO. : J837-CW-3505 | REV. : A

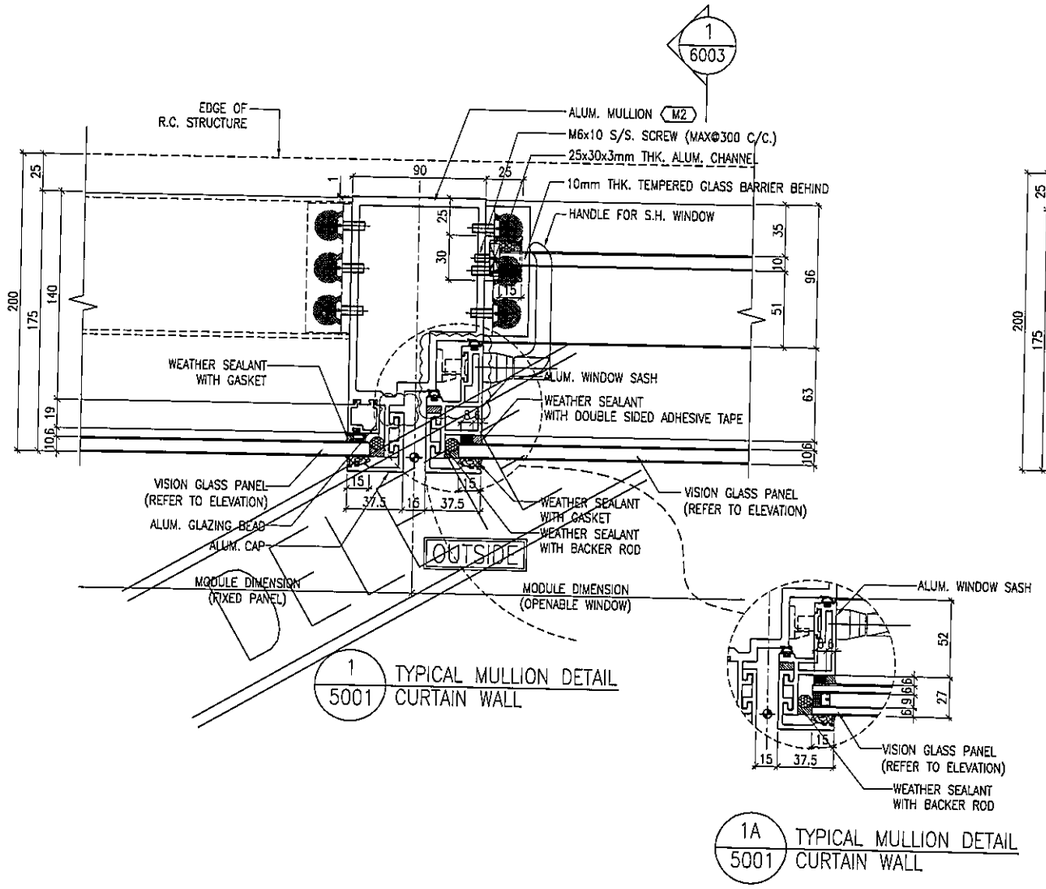

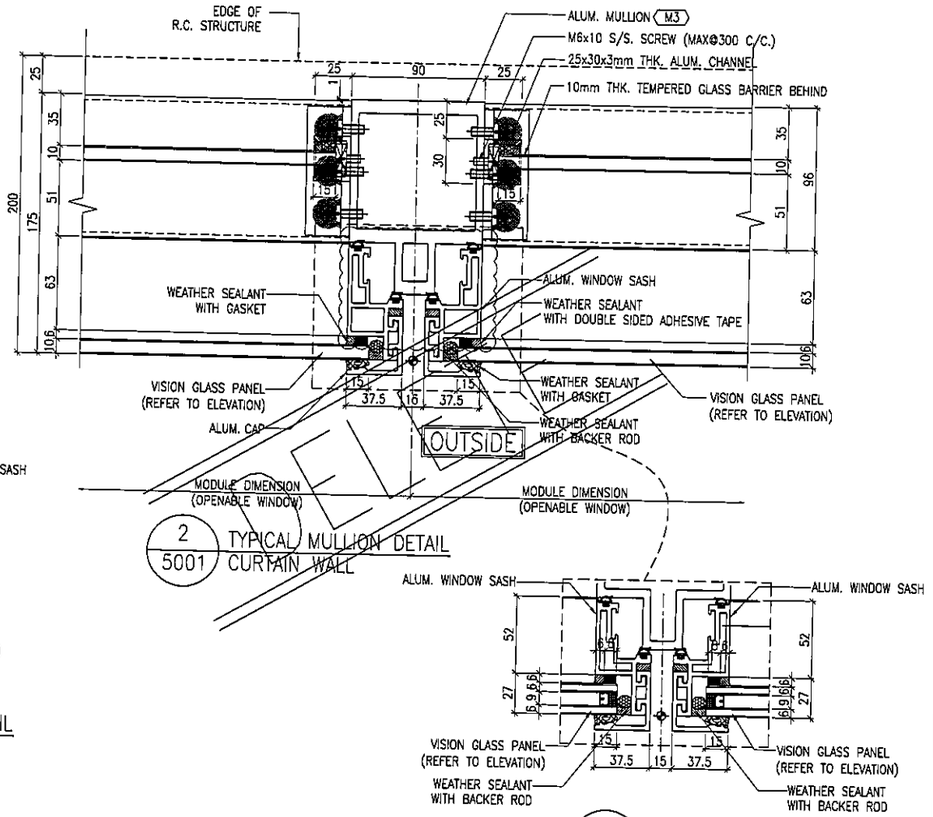

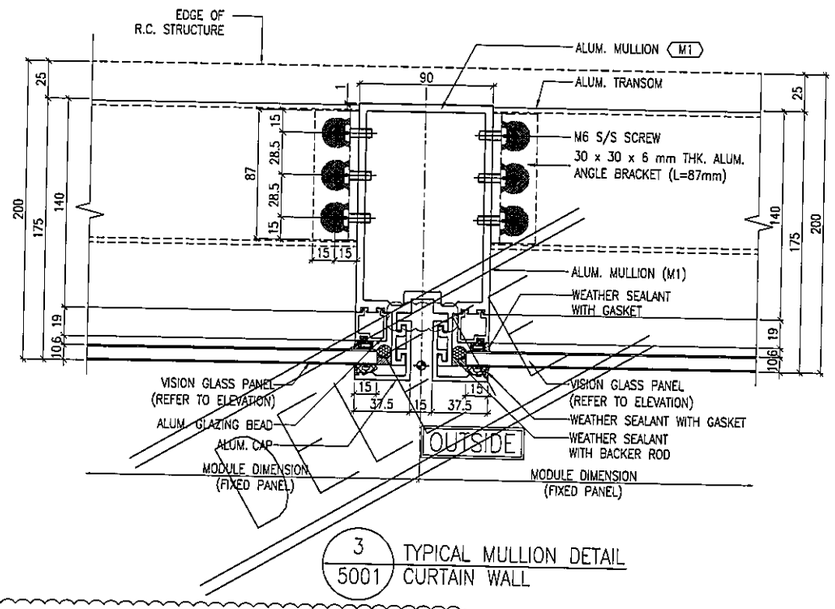

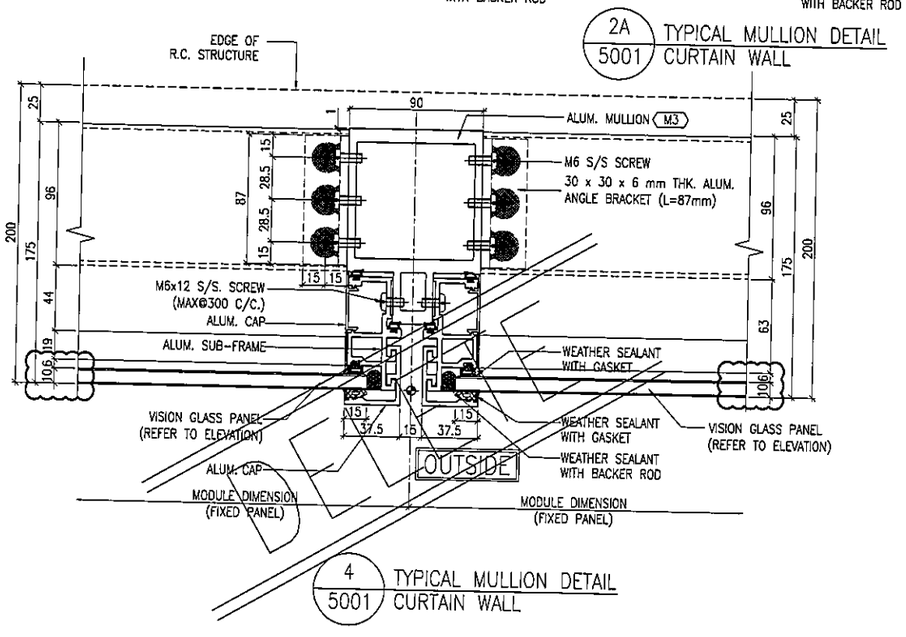

THOSE DETAILS WILL SAME AS 5002, BECAUSE GLASS WILL CHANGE TO IGU GLASS.

B.D. REF :

CLIENT :
信和置業有限公司
Sino Land Company Limited

ARCHITECT :
WONG TUNG & PARTNERS LIMITED
ARCHITECTS & PLANNERS

MAIN CONTRACTOR :
CR Construction Company Limited

STRUCTURAL ENGINEER :
AECOM

FACADE CONSULTANT:
AECOM

NOTE :
1. ALL DIMENSIONS ARE IN mm.
2. ALL ELEVATIONS ARE VIEWED FROM OUTSIDE.
3. ALL DIMENSIONS TO BE VERIFIED ON SITE BEFORE FABRICATION.

LEGEND :
X1 — DETAIL MARK NO.
XC01 — REFER SHEET NO.

1. F.F.L. --FINISHED FLOOR LEVEL
2. S.F.L. --STRUCTURAL FLOOR LEVEL
3. (R) --REVERSED DETAIL

NO.	DATE	REVISED	BY
B	24/11/2018	GENERAL REVISED	
A	10/9/2018	GENERAL REVISED	

JOB NO. : J-837

PROJECT :
URA KWUN TONG TOWN CENTRE REDEVELOPMENT (AREA 2 & 3) AT NKIL 6514, KWUN TONG, KWLOON

TITLE :
TYPICAL MULLION DETAIL FOR CURTAIN WALL

DATE : 13-JUL-18 | SCALE : 1:2 (A1)

DRAWN BY : ASING | CHECKED BY : -

美特鋁製有限公司
MIDI ALUMINIUM FABRICATOR LTD.
Units 6-8, Sunray Industrial Centre, 1/F
610 Cha Kwo Ling Road, Kowloon
Tel:23489211-4 Fax:(852)27727666

DWG NO. : J837-CW-5001 | REV. : B

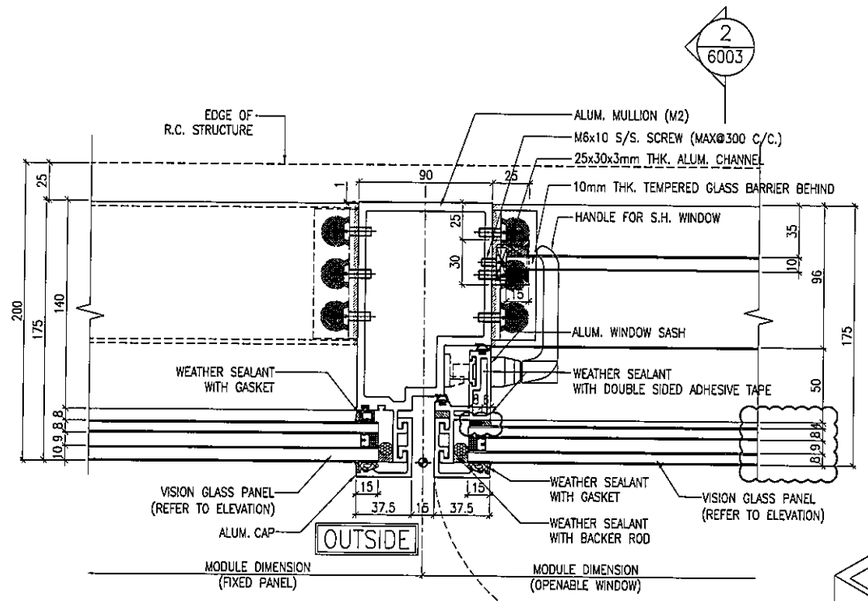

1 / 5002 TYPICAL MULLION DETAIL CURTAIN WALL

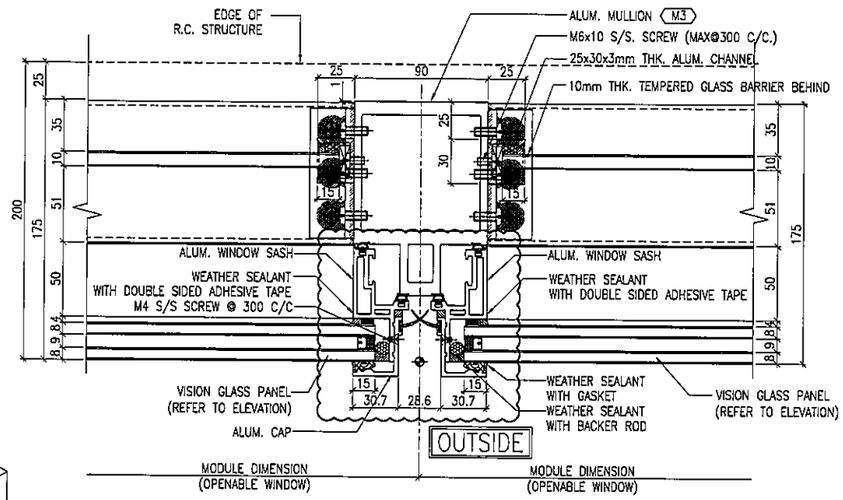

2 / 5002 TYPICAL MULLION DETAIL CURTAIN WALL

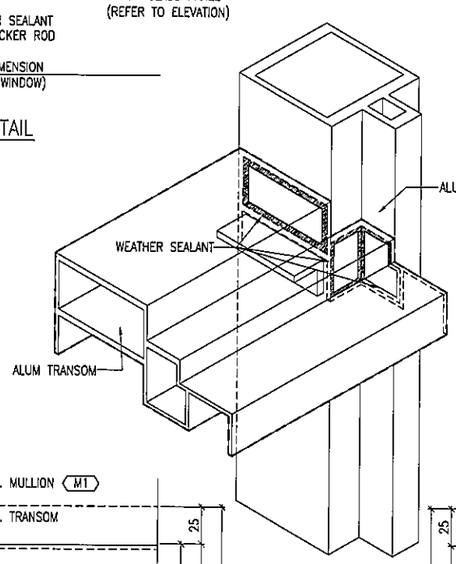

CONNETION BETWEEN MULLION AND TRAMSOM WITH WEATHER SEALANT.(APPLY ON ALL MULLION AND TRANSOM CONNETION)

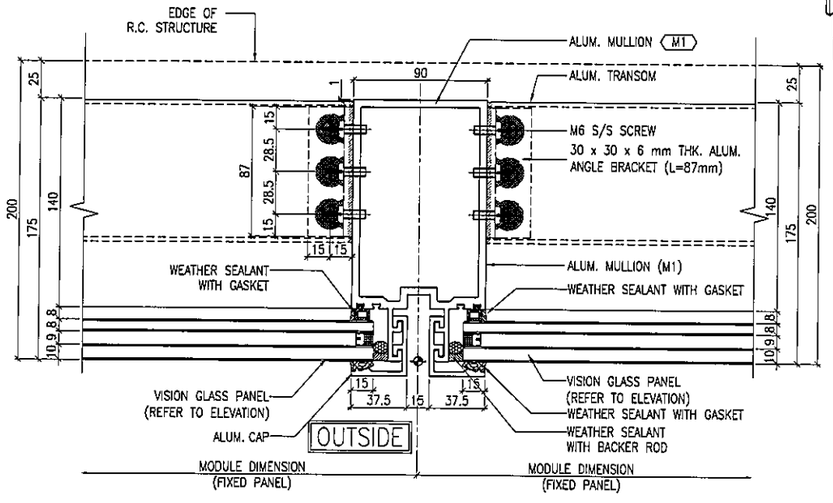

3 / 5002 TYPICAL MULLION DETAIL CURTAIN WALL

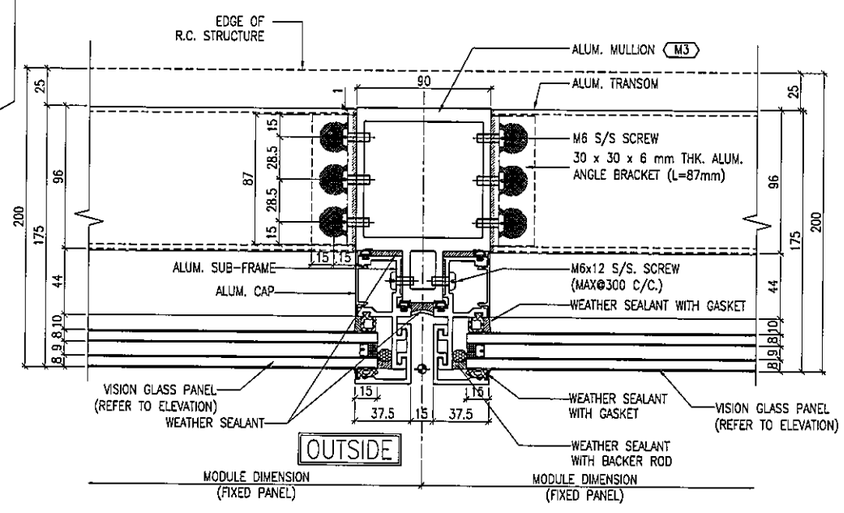

4 / 5002 TYPICAL MULLION DETAIL CURTAIN WALL

B.D. REF :

CLIENT :
信和置業有限公司
Sino Land Company Limited

ARCHITECT :
WONG TUNG & PARTNERS LIMITED
ARCHITECTS & PLANNERS

MAIN CONTRACTOR :
CR Construction Company Limited

STRUCTURAL ENGINEER :
AECOM

FACADE CONSULTANT:
AECOM

NOTE :
1. ALL DIMENSIONS ARE IN mm.
2. ALL ELEVATIONS ARE VIEWED FROM OUTSIDE.
3. ALL DIMENSIONS TO BE VERIFIED ON SITE BEFORE FABRICATION.

LEGEND :
X1 — DETAIL MARK NO.
X001 — REFER SHEET NO.

1. F.F.L. --- FINISHED FLOOR LEVEL
2. S.F.L. --- STRUCTURAL FLOOR LEVEL
3. (/R) --- REVERSED DETAIL

NO.	DATE	REVISED	BY
C	22/12/2018	GENERAL REVISED	
B	24/11/2018	GENERAL REVISED	
A	10/9/2018	GENERAL REVISED	

JOB NO. : J-837

PROJECT :
URA KWUN TONG TOWN CENTRE REDEVELOPMENT (AREA 2 & 3) AT NKIL 6514, KWUN TONG, KWLOON

TITLE :
TYPICAL MULLION DETAIL FOR CURTAIN WALL

DATE : 13-JUL-18 | SCALE : 1:2 (A1)

DRAWN BY : ASING | CHECKED BY : -

美特鋁質有限公司
MIDI ALUMINIUM FABRICATOR LTD.
Units 6-8, Sunray Industrial Centre, 1/F
610 Cha Kwo Ling Road, Kowloon
Tel:23489211-4 Fax:(852)27727666

DWG NO. : J837-CW-5002 | REV. : C

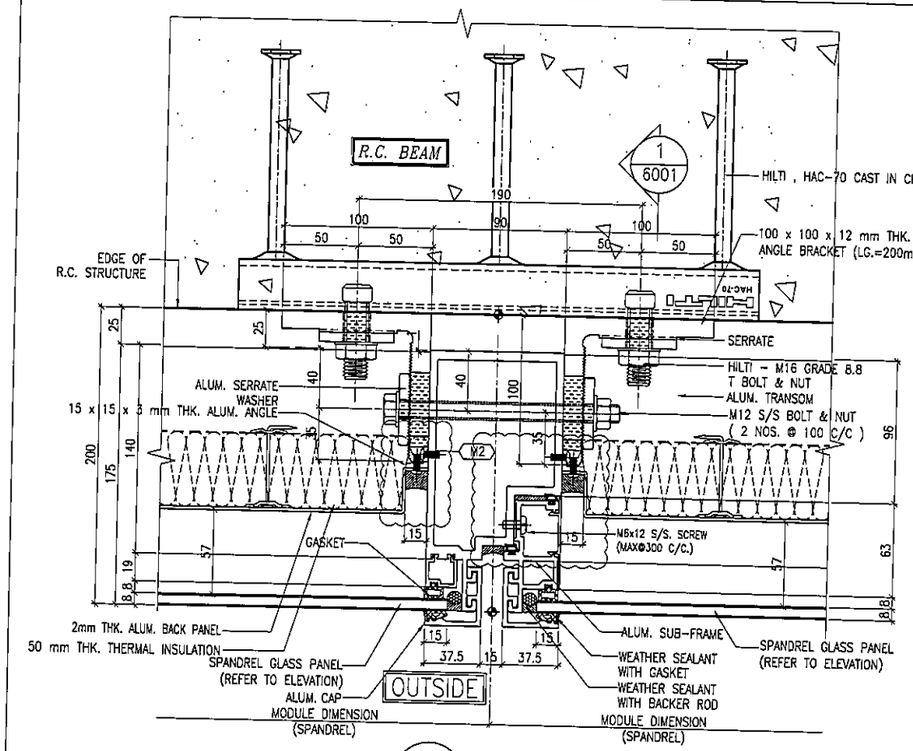

1 / 5003 TYPICAL MULLION DETAIL CURTAIN WALL

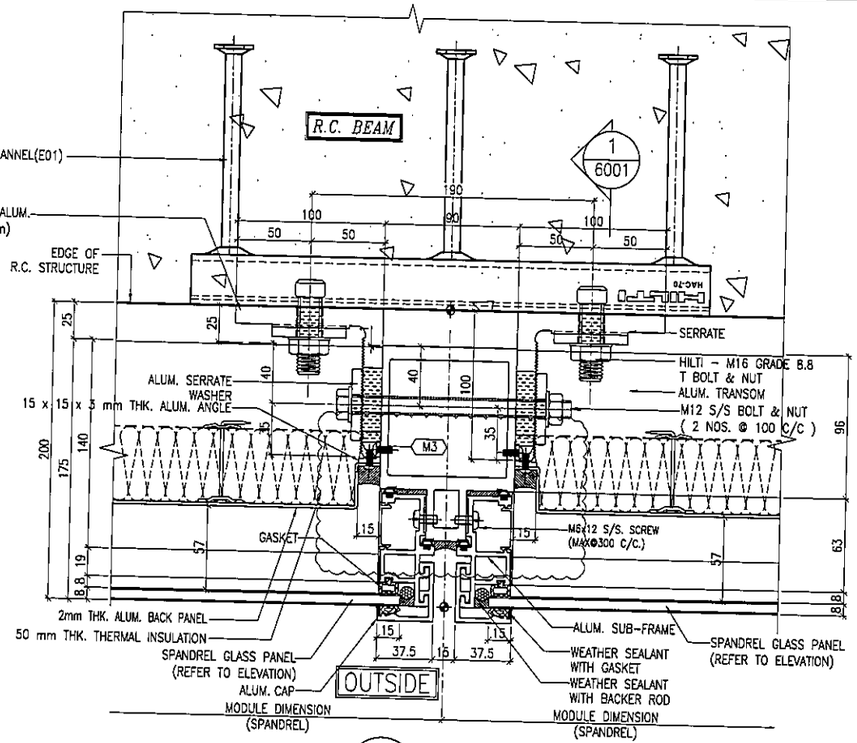

2 / 5003 TYPICAL MULLION DETAIL CURTAIN WALL

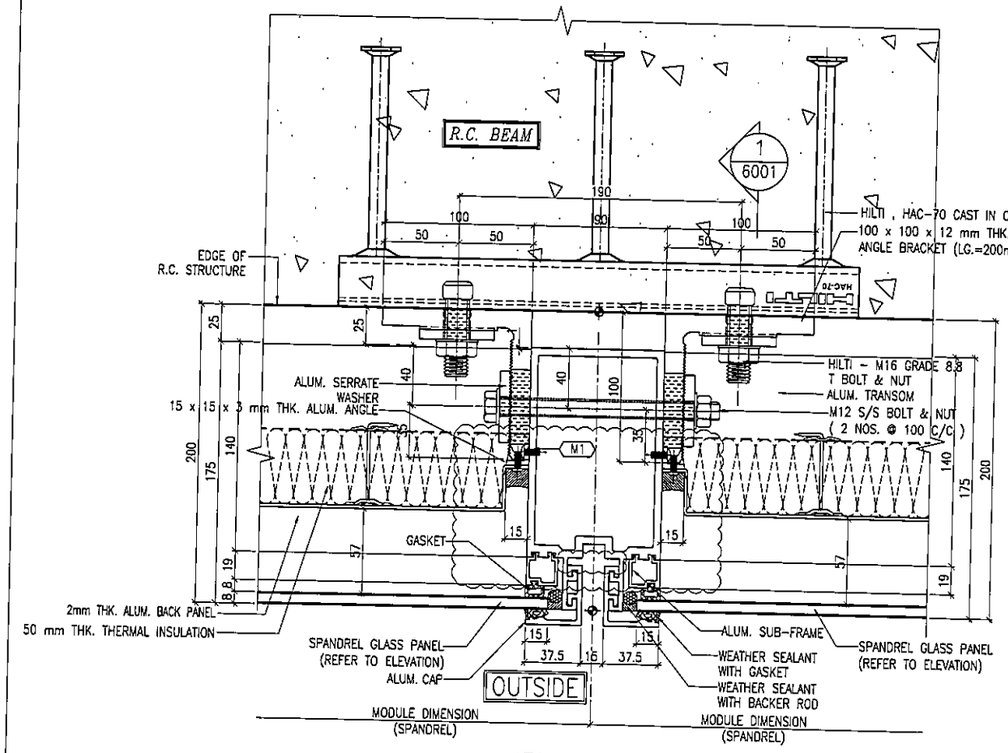

3 / 5003 TYPICAL MULLION DETAIL CURTAIN WALL

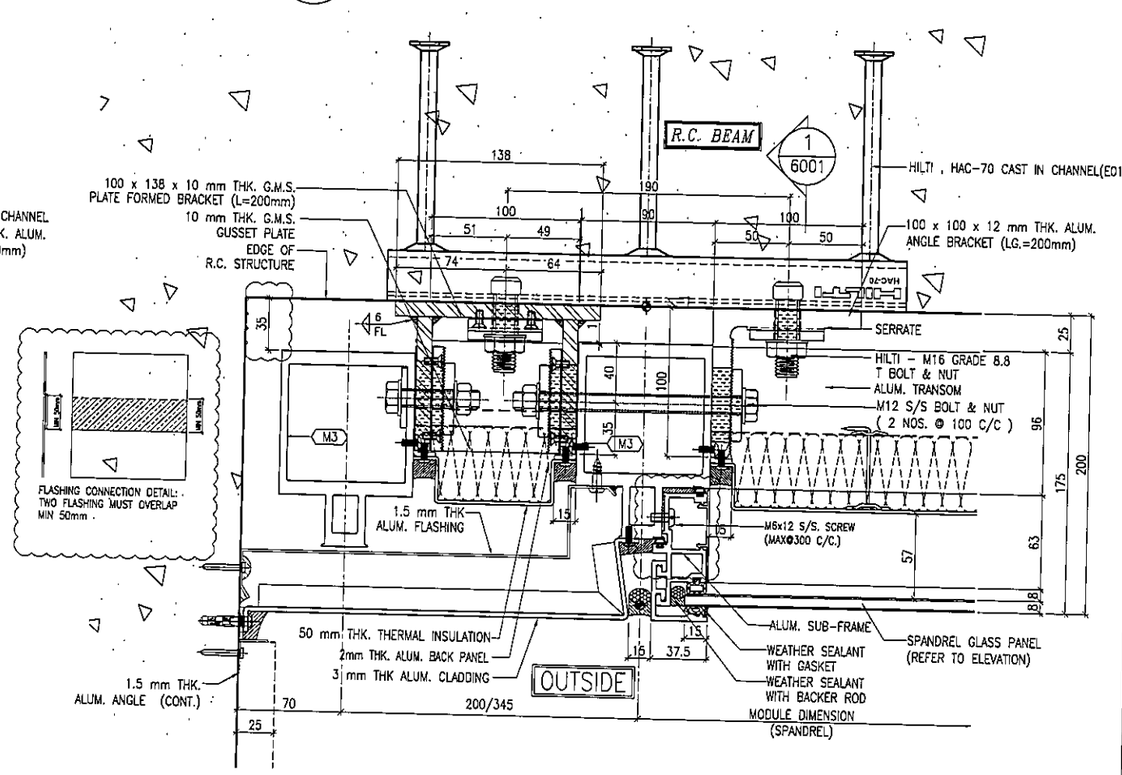

4 / 5003 TYPICAL MULLION DETAIL CURTAIN WALL

B.D. REF :

CLIENT :
信和置業有限公司
Sino Land Company Limited

ARCHITECT :
WONG TUNG & PARTNERS LIMITED
ARCHITECTS & PLANNERS

MAIN CONTRACTOR :
CR Construction Company Limited

STRUCTURAL ENGINEER :
AECOM

FACADE CONSULTANT:
AECOM

NOTE :
1. ALL DIMENSIONS ARE IN mm.
2. ALL ELEVATIONS ARE VIEWED FROM OUTSIDE.
3. ALL DIMENSIONS TO BE VERIFIED ON SITE BEFORE FABRICATION.

LEGEND :
X1 / X001 — DETAIL MARK NO. / REFER SHEET NO.
1. F.F.L. --FINISHED FLOOR LEVEL
2. S.F.L. --STRUCTURAL FLOOR LEVEL
3. (R) --REVERSED DETAIL

NO.	DATE	REVISED	BY
B	24/11/2018	GENERAL REVISED	
A	10/9/2018	GENERAL REVISED	

JOB NO. : J-837

PROJECT :
URA KWUN TONG TOWN CENTRE REDEVELOPMENT (AREA 2 & 3) AT NKIL 6514, KWUN TONG, KWLOON

TITLE :
TYPICAL MULLION DETAIL FOR CURTAIN WALL

DATE : 13-JUL-18 | SCALE : 1:2 (A1)

DRAWN BY : ASING | CHECKED BY : -

美特鋁質有限公司
MIDI ALUMINIUM FABRICATOR LTD.
Units 6-8, Sunray Industrial Centre, 1/F
610 Cha Kwo Ling Road, Kowloon
Tel:23489211-4 Fax:(852)27727666

DWG NO. : J837-CW-5003 | REV. : B

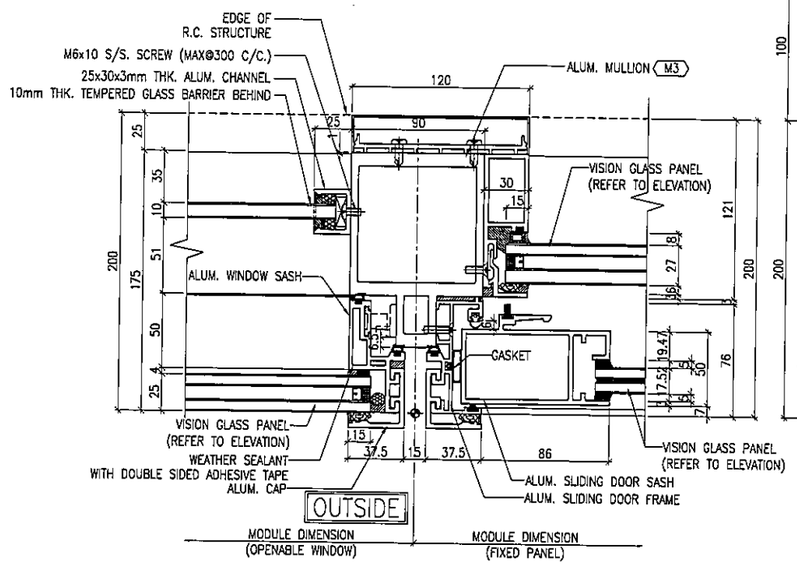

1 / 5004 TYPICAL MULLION DETAIL CURTAIN WALL

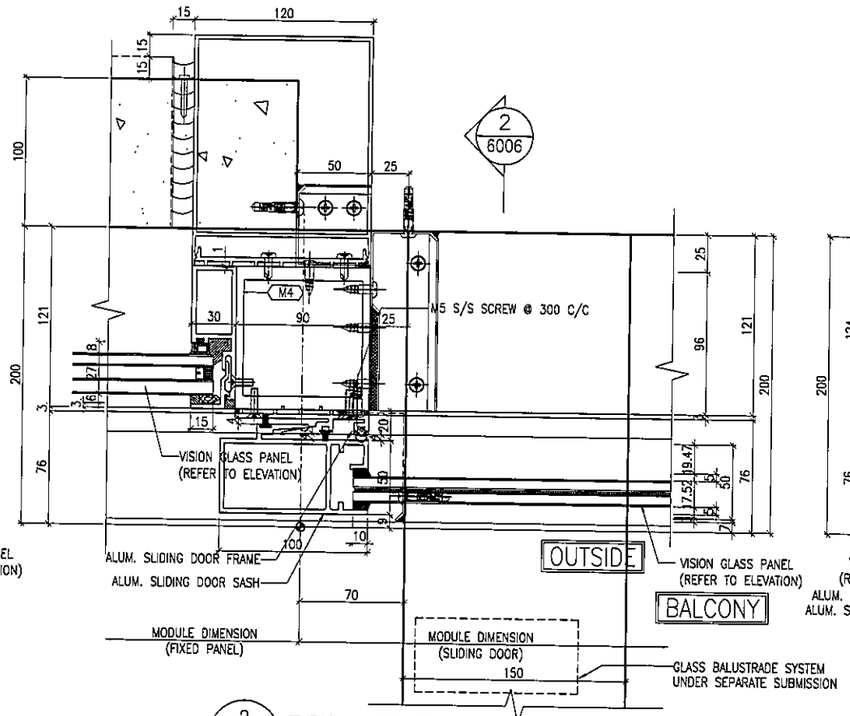

2 / 5004 TYPICAL MULLION DETAIL CURTAIN WALL

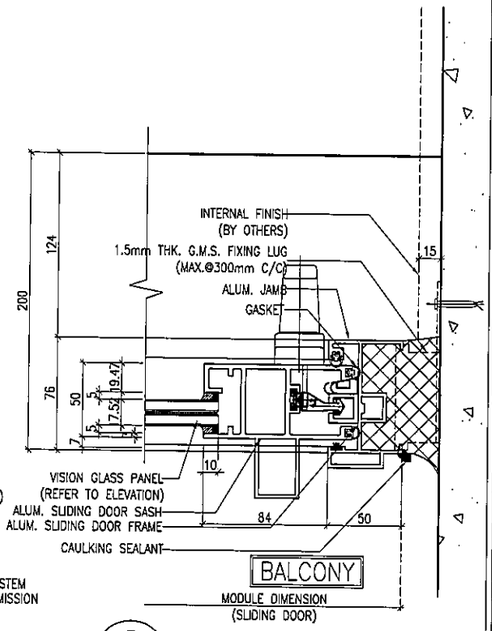

3 / 5004 TYPICAL MULLION DETAIL CURTAIN WALL

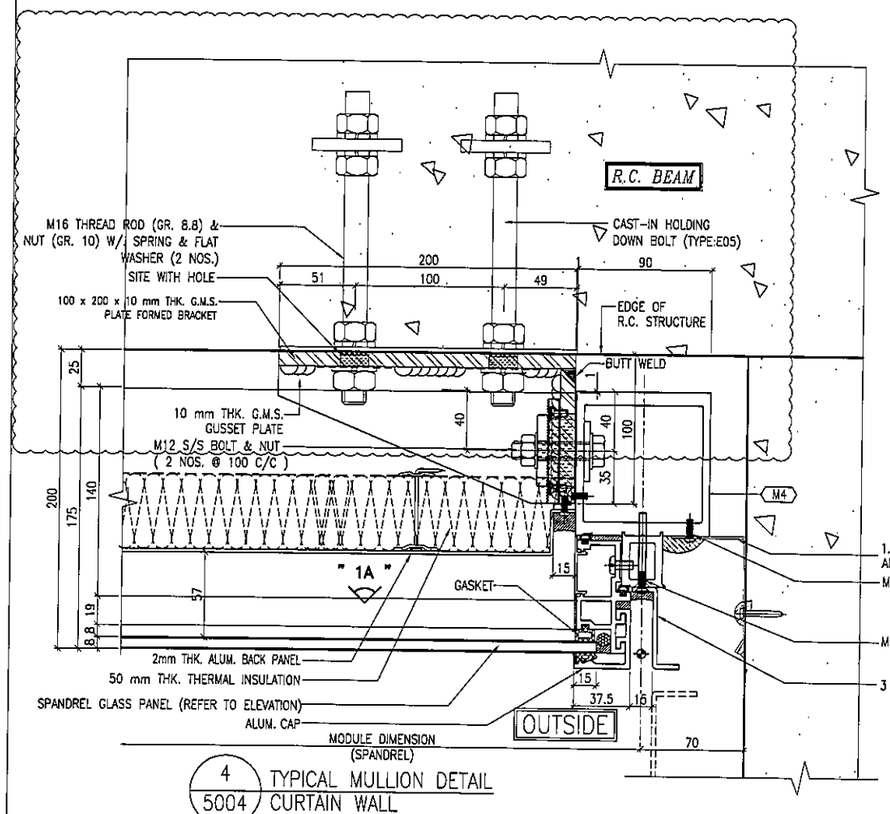

4 / 5004 TYPICAL MULLION DETAIL CURTAIN WALL

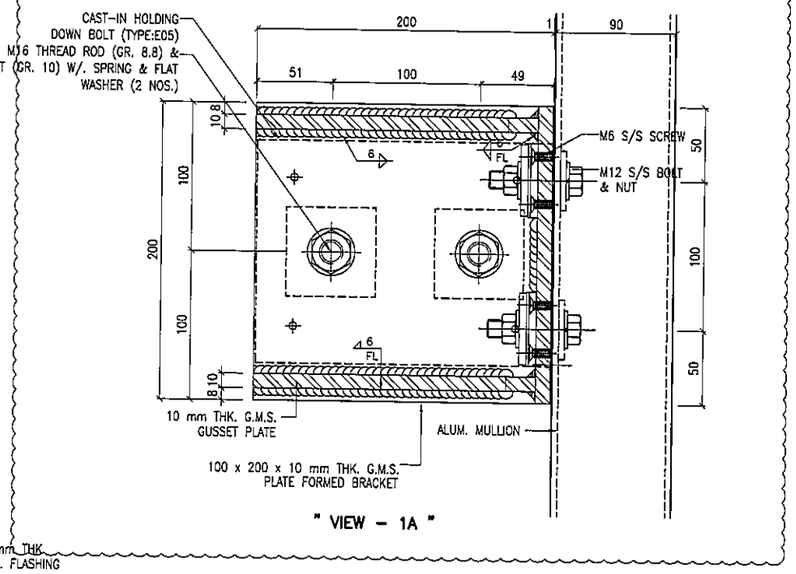

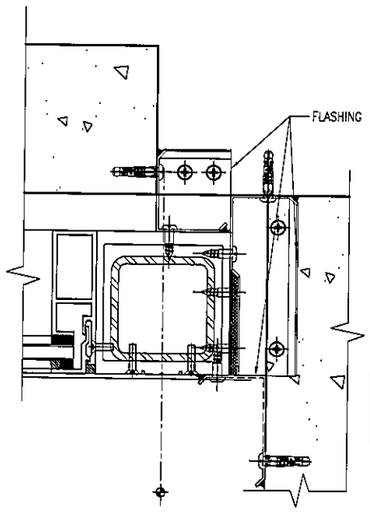

1.5 mm THK ALUM. FLASHING DETAIL

B.D. REF :

CLIENT :
信和置業有限公司
Sino Land Company Limited

ARCHITECT :
WONG TUNG & PARTNERS LIMITED
ARCHITECTS & PLANNERS

MAIN CONTRACTOR :
CR Construction Company Limited

STRUCTURAL ENGINEER :
AECOM

FACADE CONSULTANT:
AECOM

NOTE :
1. ALL DIMENSIONS ARE IN mm.
2. ALL ELEVATIONS ARE VIEWED FROM OUTSIDE.
3. ALL DIMENSIONS TO BE VERIFIED ON SITE BEFORE FABRICATION.

LEGEND :
X1 / X001 — DETAIL MARK NO. / REFER SHEET NO.
1. F.F.L. --FINISHED FLOOR LEVEL
2. S.F.L. --STRUCTURAL FLOOR LEVEL
3. (R) --REVERSED DETAIL

NO.	DATE	REVISED	BY
E	31/01/2019	GENERAL REVISED	
D	22/12/2018	GENERAL REVISED	
C	04/12/2018	GENERAL REVISED	
B	24/11/2018	GENERAL REVISED	
A	10/9/2018	GENERAL REVISED	

JOB NO. : J-837

PROJECT :
URA KWUN TONG TOWN CENTRE REDEVELOPMENT (AREA 2 & 3) AT NKIL 6514, KWUN TONG, KWLOON

TITLE :
TYPICAL MULLION DETAIL FOR CURTAIN WALL

DATE : 13-JUL-18 | SCALE : 1:2 (A1)

DRAWN BY : ASING | CHECKED BY : -

美特鋁質有限公司
MIDI ALUMINIUM FABRICATOR LTD.
Units 6-8, Sunray Industrial Centre, 1/F
610 Cha Kwo Ling Road, Kowloon
Tel:23469211-4 Fax:(852)27727666

DWG NO. : J837-CW-5004 | REV. : E

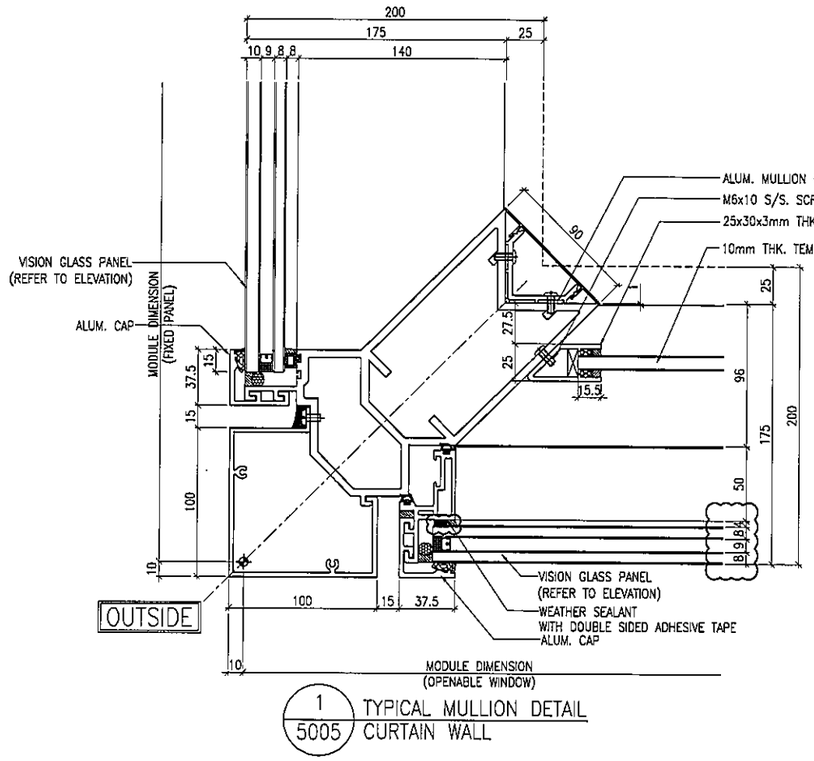

1 / 5005 TYPICAL MULLION DETAIL CURTAIN WALL

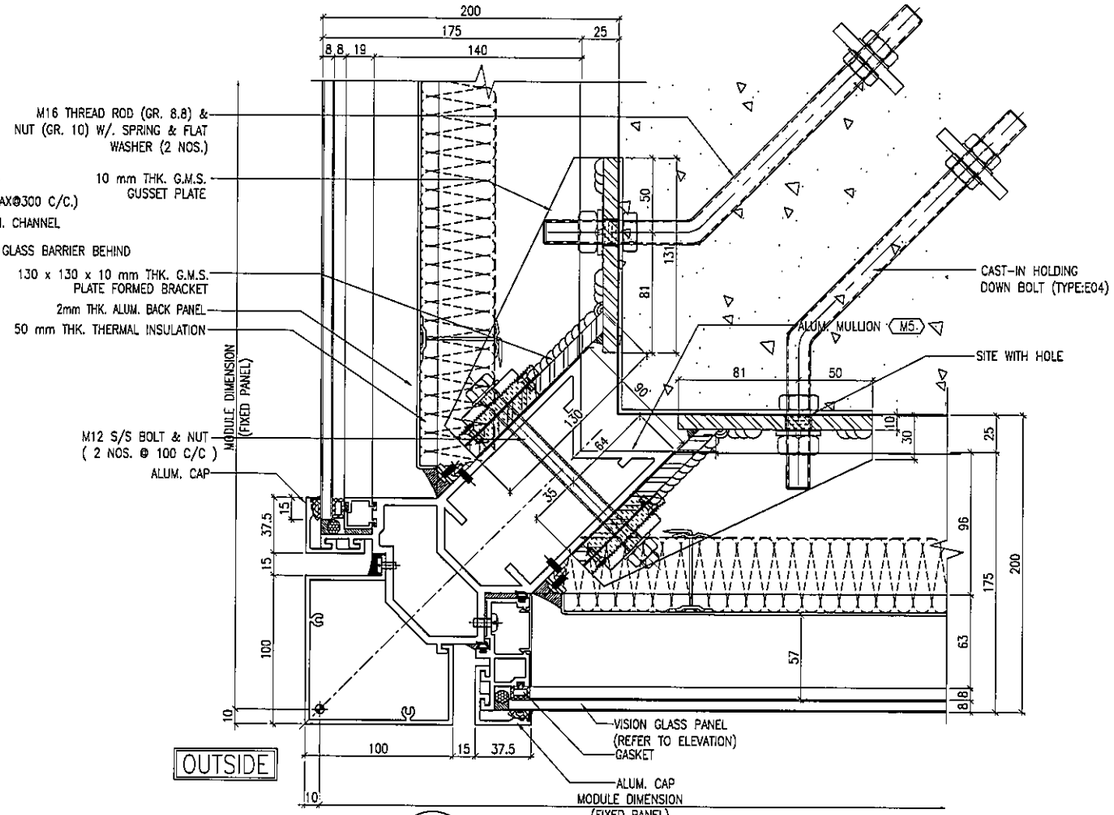

2 / 5005 TYPICAL MULLION DETAIL CURTAIN WALL

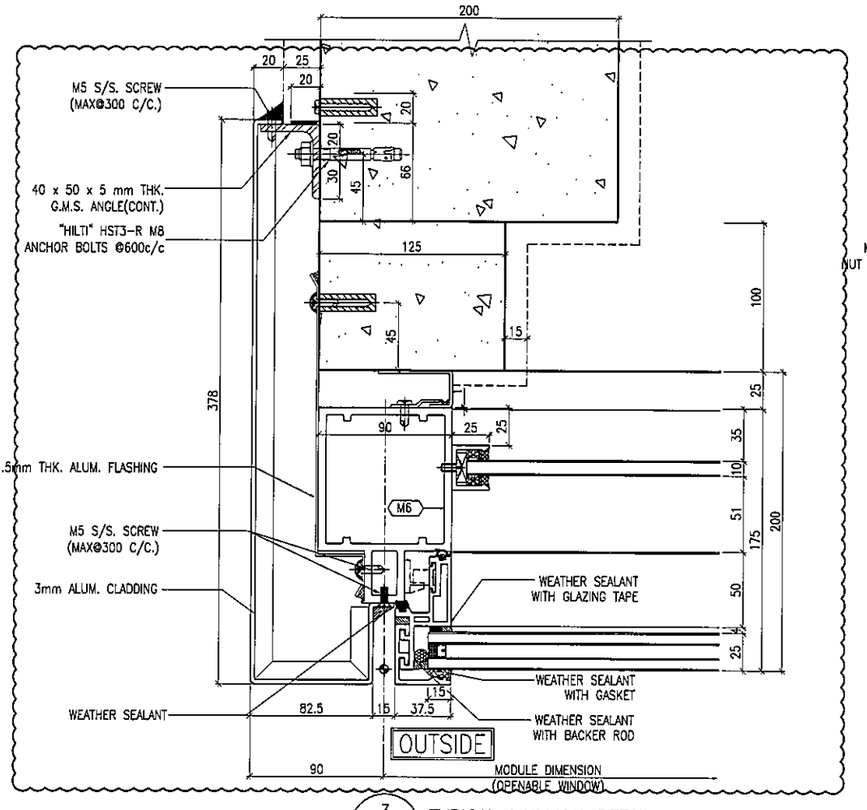

3 / 5005 TYPICAL MULLION DETAIL CURTAIN WALL

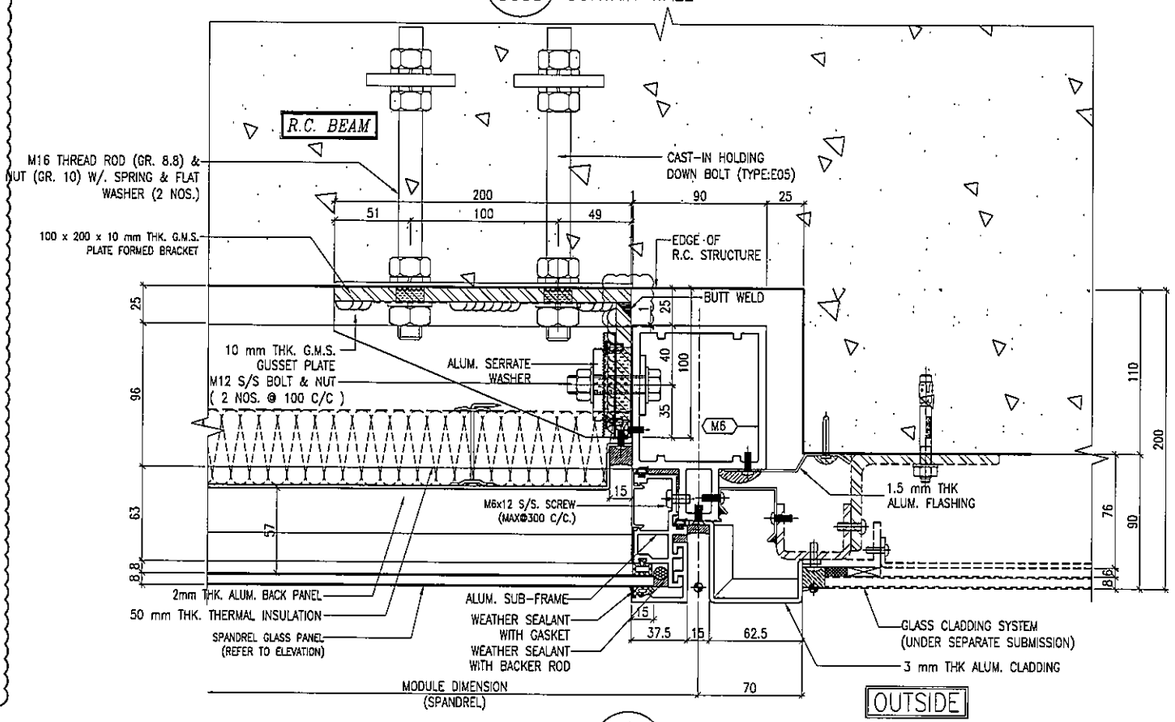

4 / 5005 TYPICAL MULLION DETAIL CURTAIN WALL

B.D. REF :

CLIENT :
信和置業有限公司
Sino Land Company Limited

ARCHITECT : WONG TUNG & PARTNERS LIMITED ARCHITECTS & PLANNERS

MAIN CONTRACTOR :
CR Construction Company Limited

STRUCTURAL ENGINEER : AECOM

FACADE CONSULTANT: AECOM

NOTE :
1. ALL DIMENSIONS ARE IN mm.
2. ALL ELEVATIONS ARE VIEWED FROM OUTSIDE.
3. ALL DIMENSIONS TO BE VERIFIED ON SITE BEFORE FABRICATION.

LEGEND :
X1 / X001 — DETAIL MARK NO. / REFER SHEET NO.
1. F.F.L. --- FINISHED FLOOR LEVEL
2. S.F.L. --- STRUCTURAL FLOOR LEVEL
3. (/R) --- REVERSED DETAIL

NO.	DATE	REVISED	BY
D	09/01/2019	GENERAL REVISED	
C	22/12/2018	GENERAL REVISED	
B	24/11/2018	GENERAL REVISED	
A	10/9/2018	GENERAL REVISED	

JOB NO. : J-837

PROJECT :
URA KWUN TONG TOWN CENTRE REDEVELOPMENT (AREA 2 & 3) AT NKIL 6514, KWUN TONG, KWLOON

TITLE :
TYPICAL MULLION DETAIL FOR CURTAIN WALL

DATE : 13-JUL-18 | SCALE : 1:2 (A1)

DRAWN BY : ASING | CHECKED BY : -

美特鋁質有限公司
MIDI ALUMINIUM FABRICATOR LTD.
Units 6-8, Sunray Industrial Centre, 1/F
610 Cha Kwo Ling Road, Kowloon
Tel:23489211-4 Fax:(852)27727666

DWG NO. : J837-CW-5005 | REV. : D

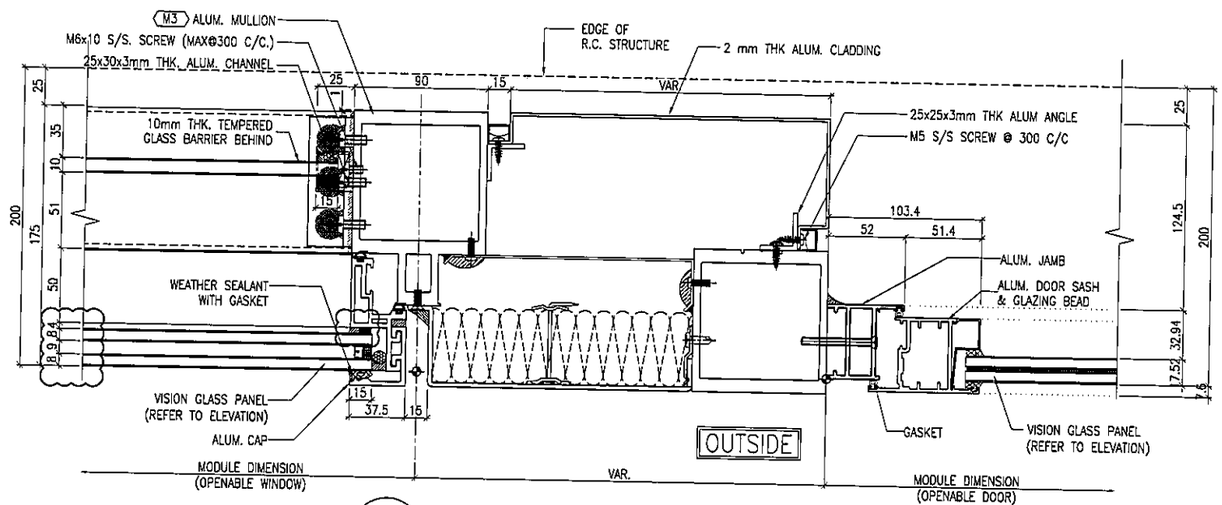

1 / 5006 TYPICAL MULLION DETAIL CURTAIN WALL

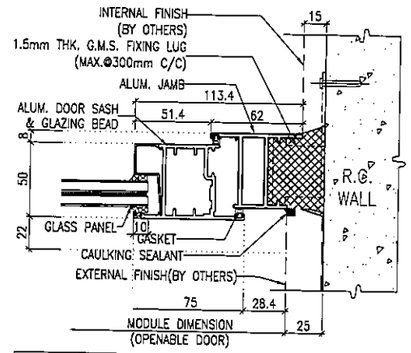

2 / 5006 TYPICAL MULLION DETAIL CURTAIN WALL

4 / 5006

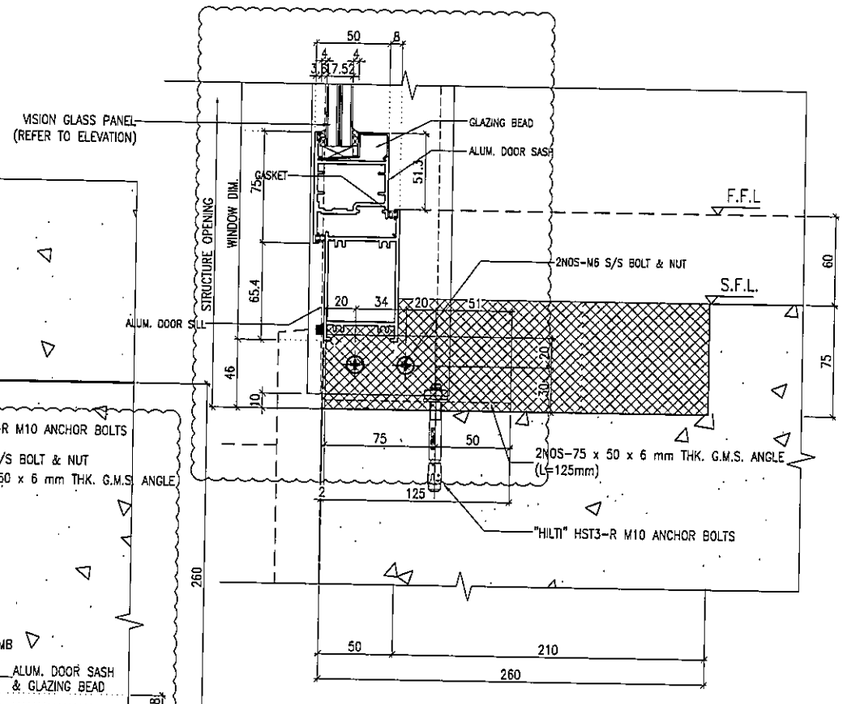

4 / 5006 TYPICAL TRANSOM DETAIL CURTAIN WALL

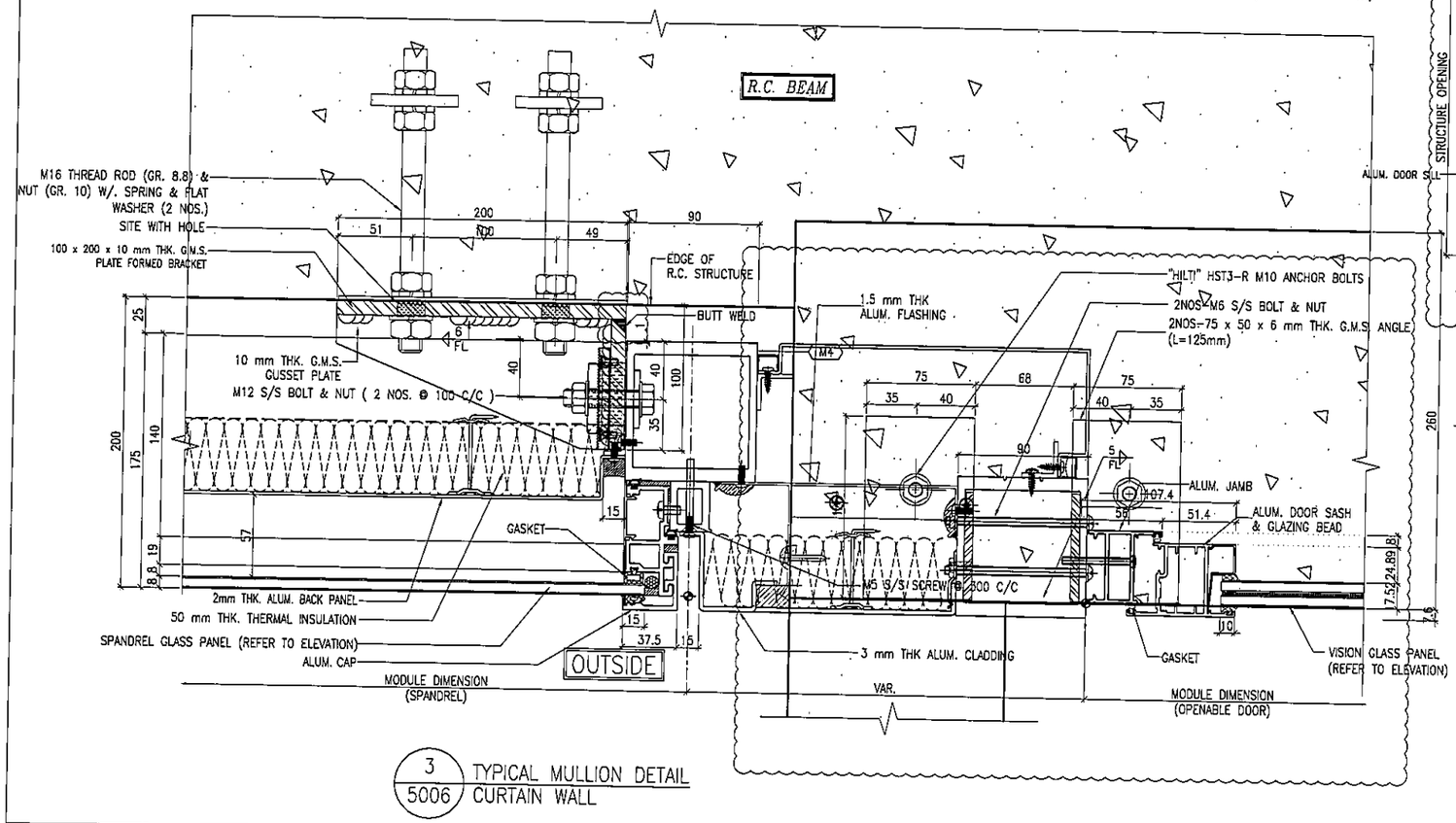

3 / 5006 TYPICAL MULLION DETAIL CURTAIN WALL

B.D. REF :

CLIENT :
信和置業有限公司
Sino Land Company Limited

ARCHITECT :
WONG TUNG & PARTNERS LIMITED
ARCHITECTS & PLANNERS

MAIN CONTRACTOR :
CR Construction Company Limited

STRUCTURAL ENGINEER :
AECOM

FACADE CONSULTANT:
AECOM

NOTE :
1. ALL DIMENSIONS ARE IN mm.
2. ALL ELEVATIONS ARE VIEWED FROM OUTSIDE.
3. ALL DIMENSIONS TO BE VERIFIED ON SITE BEFORE FABRICATION.

LEGEND :
- X1 / X001 — DETAIL MARK NO. / REFER SHEET NO.
1. F.F.L. --FINISHED FLOOR LEVEL
2. S.F.L. --STRUCTURAL FLOOR LEVEL
3. (R) --REVERSED DETAIL

NO.	DATE	REVISED	BY
E	15/02/2019	GENERAL REVISED	
D	31/01/2019	GENERAL REVISED	
C	22/12/2018	GENERAL REVISED	
B	24/11/2018	GENERAL REVISED	
A	10/9/2018	GENERAL REVISED	

JOB NO. : J-837

PROJECT :
URA KWUN TONG TOWN CENTRE REDEVELOPMENT (AREA 2 & 3) AT NKIL 6514, KWUN TONG, KWLOON

TITLE :
TYPICAL MULLION DETAIL FOR CURTAIN WALL

DATE : 13-JUL-18 | SCALE : 1:2 (A1)

DRAWN BY : ASING | CHECKED BY : -

美特鋁質有限公司
MIDI ALUMINIUM FABRICATOR LTD.
Units 6-8, Sunray Industrial Centre, 1/F
610 Cha Kwo Ling Road, Kowloon
Tel:23489211-4 Fax:(852)27727666

DWG NO. : J837-CW-5006 | REV. : E

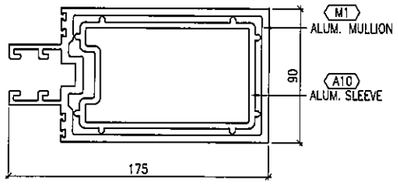

" VIEW – '1B "

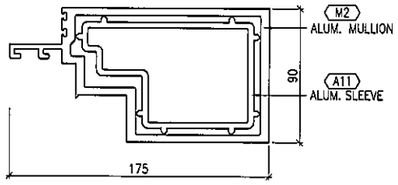

" VIEW – '2B "

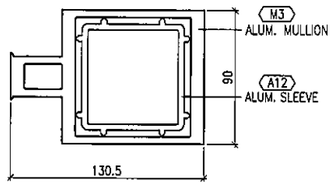

" VIEW – '3B "

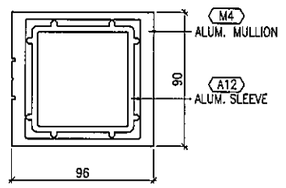

" VIEW – '4B "

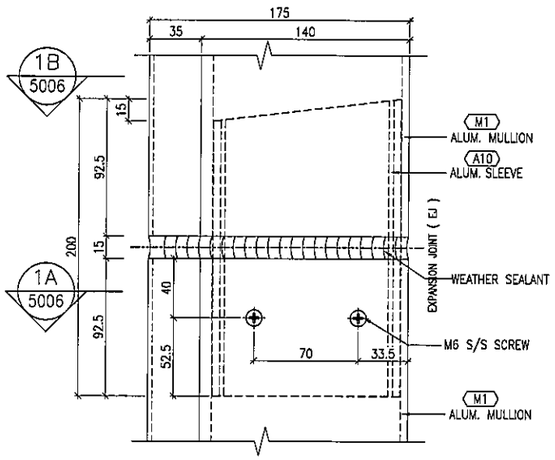

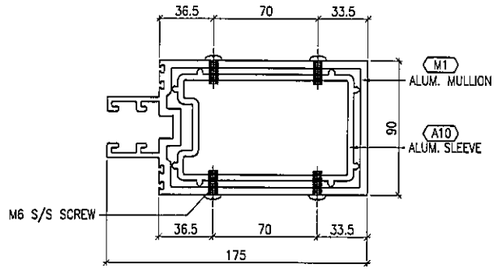

" VIEW – 1A "

" ALUMINIUM CURTAIN WALL SLEEVE "
– TYPICAL FIXING DETAIL

1 / 5007 TYPICAL MULLION DETAIL CURTAIN WALL

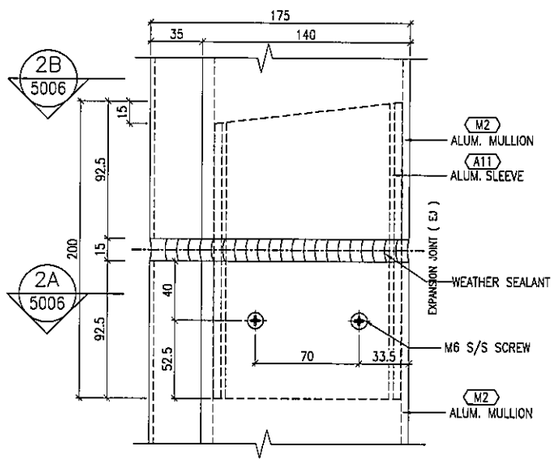

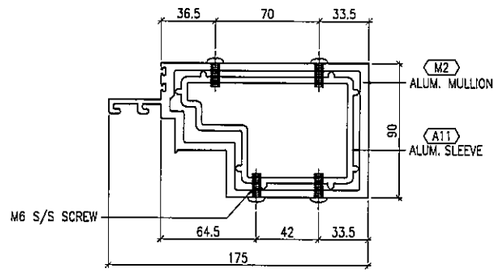

" VIEW – 2A "

" ALUMINIUM CURTAIN WALL SLEEVE "
– TYPICAL FIXING DETAIL

2 / 5007 TYPICAL MULLION DETAIL CURTAIN WALL

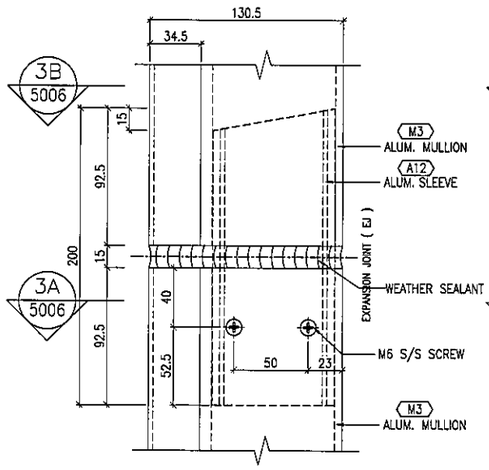

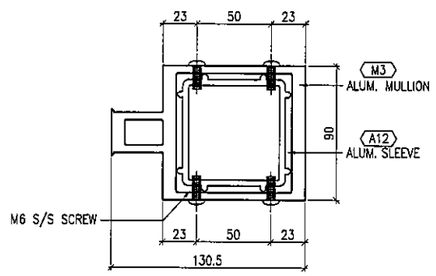

" VIEW – 3A "

" ALUMINIUM CURTAIN WALL SLEEVE "
– TYPICAL FIXING DETAIL

3 / 5007 TYPICAL MULLION DETAIL CURTAIN WALL

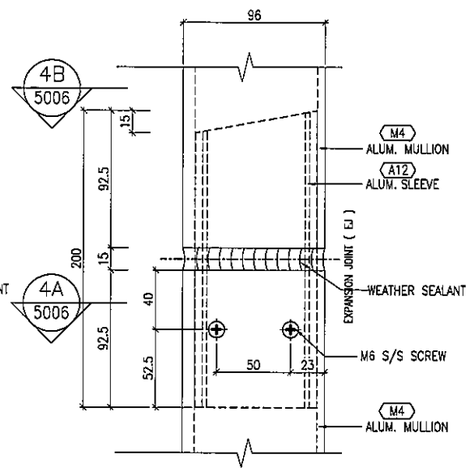

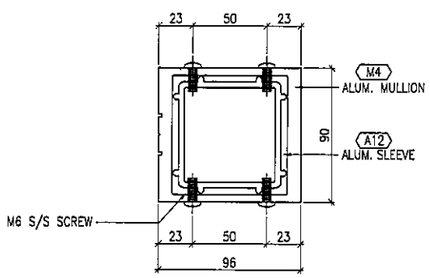

" VIEW – 4A "

" ALUMINIUM CURTAIN WALL SLEEVE "
– TYPICAL FIXING DETAIL

4 / 5007 TYPICAL MULLION DETAIL CURTAIN WALL

B.D. REF :

CLIENT :
信和置業有限公司
Sino Land Company Limited

ARCHITECT :
WONG TUNG & PARTNERS LIMITED
ARCHITECTS & PLANNERS

MAIN CONTRACTOR :
CR Construction Company Limited

STRUCTURAL ENGINEER :
AECOM

FACADE CONSULTANT:
AECOM

NOTE :
1. ALL DIMENSIONS ARE IN mm.
2. ALL ELEVATIONS ARE VIEWED FROM OUTSIDE.
3. ALL DIMENSIONS TO BE VERIFIED ON SITE BEFORE FABRICATION.

LEGEND :
X1 / X001 — DETAIL MARK NO. / REFER SHEET NO.
1. F.F.L. --FINISHED FLOOR LEVEL
2. S.F.L. --STRUCTURAL FLOOR LEVEL
3. /R --REVERSED DETAIL

NO.	DATE	REVISED	BY

JOB NO. : J-837

PROJECT :
URA KWUN TONG TOWN CENTRE REDEVELOPMENT (AREA 2 & 3) AT NKIL 6514, KWUN TONG, KWLOON

TITLE :
TYPICAL MULLION DETAIL FOR CURTAIN WALL

DATE : 13-JUL-18 | SCALE : 1:2 (A1)

DRAWN BY : ASING | CHECKED BY : –

美特鋁質有限公司
MIDI ALUMINIUM FABRICATOR LTD.
Units 6-8, Sunray Industrial Centre, 1/F
610 Cha Kwo Ling Road, Kowloon
Tel:23489211-4 Fax:(852)27727666

DWG NO. : J837-CW-5007 | REV. : –

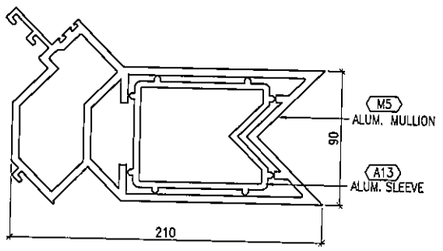

" VIEW – '1B "

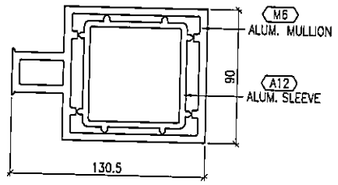

" VIEW – '2B "

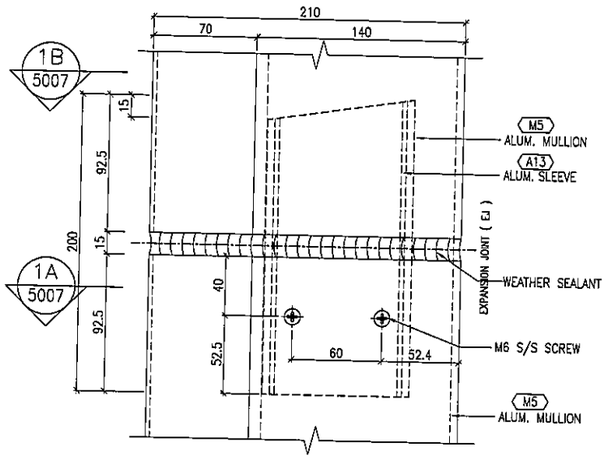

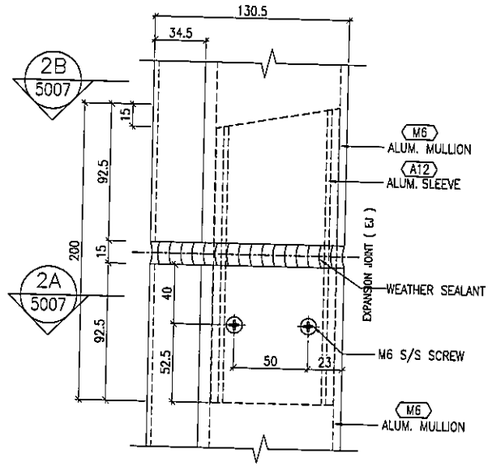

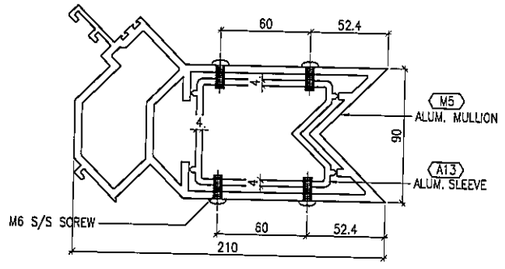

" VIEW – 1A "

" ALUMINIUM CURTAIN WALL SLEEVE "
– TYPICAL FIXING DETAIL

1 / 5008 TYPICAL MULLION DETAIL CURTAIN WALL

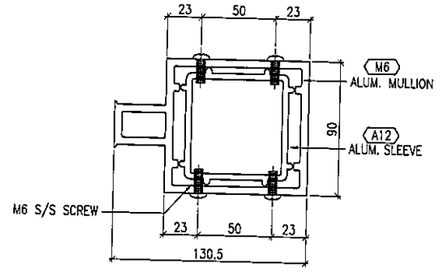

" VIEW – 2A "

" ALUMINIUM CURTAIN WALL SLEEVE "
– TYPICAL FIXING DETAIL

2 / 5008 TYPICAL MULLION DETAIL CURTAIN WALL

B.D. REF :

CLIENT :
信和置業有限公司
Sino Land Company Limited

ARCHITECT :
WONG TUNG & PARTNERS LIMITED
ARCHITECTS & PLANNERS

MAIN CONTRACTOR :
CR Construction Company Limited

STRUCTURAL ENGINEER :
AECOM

FACADE CONSULTANT:
AECOM

NOTE :
1. ALL DIMENSIONS ARE IN mm.
2. ALL ELEVATIONS ARE VIEWED FROM OUTSIDE.
3. ALL DIMENSIONS TO BE VERIFIED ON SITE BEFORE FABRICATION.

LEGEND :
X1 / X001 — DETAIL MARK NO. / REFER SHEET NO.
1. F.F.L. --FINISHED FLOOR LEVEL
2. S.F.L. --STRUCTURAL FLOOR LEVEL
3. (R) --REVERSED DETAIL

NO.	DATE	REVISED	BY

JOB NO. : J-837

PROJECT :
URA KWUN TONG TOWN CENTRE REDEVELOPMENT (AREA 2 & 3) AT NKIL 6514, KWUN TONG, KWLOON

TITLE :
TYPICAL MULLION DETAIL FOR CURTAIN WALL

DATE : 13-JUL-18 | SCALE : 1:2 (A1)

DRAWN BY : ASING | CHECKED BY : –

美特鋁質有限公司
MIDI ALUMINIUM FABRICATOR LTD.
Units 6-8, Sunray Industrial Centre, 1/F
610 Cha Kwo Ling Road, Kowloon
Tel:23489211-4 Fax:(852)27727666

DWG NO. : J837-CW-5008 | REV. : –

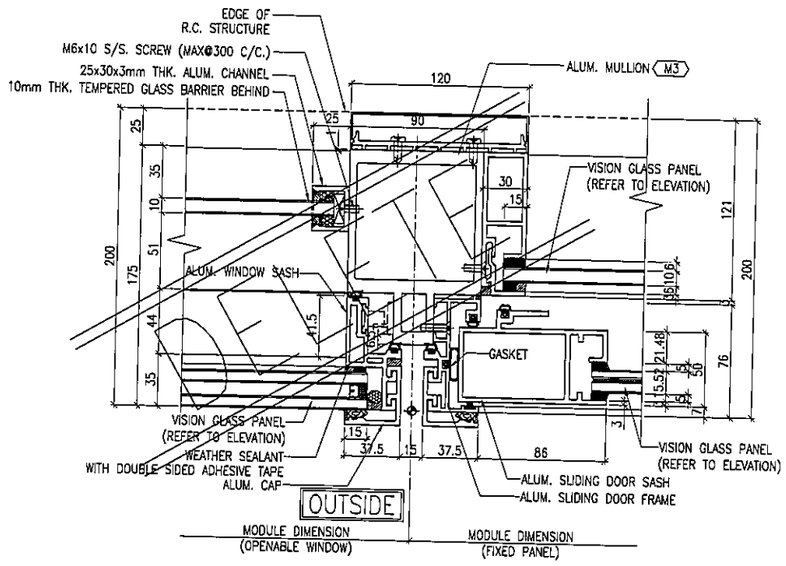

1 / 5009 TYPICAL MULLION DETAIL CURTAIN WALL

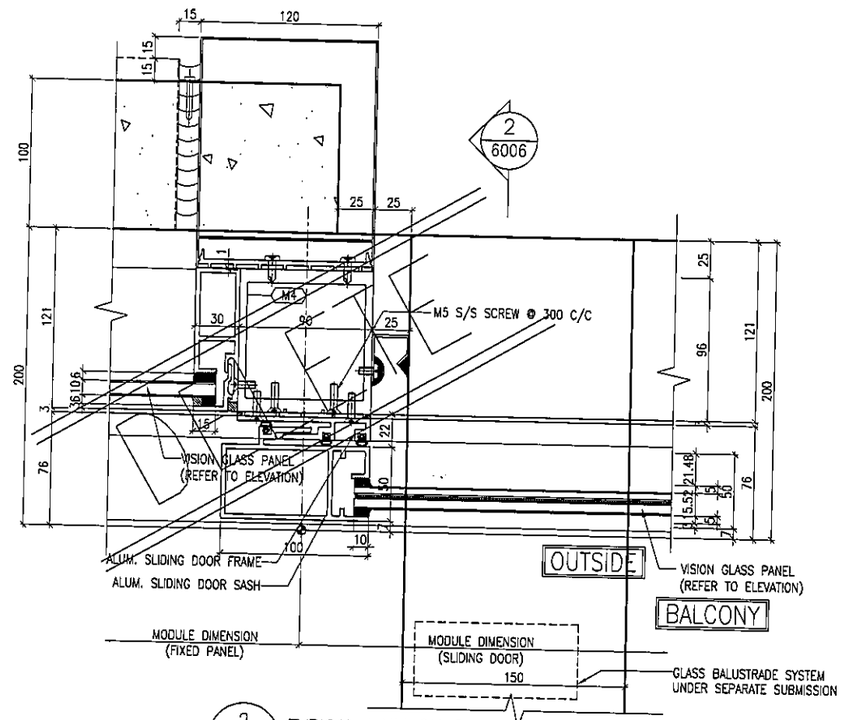

2 / 5009 TYPICAL MULLION DETAIL CURTAIN WALL

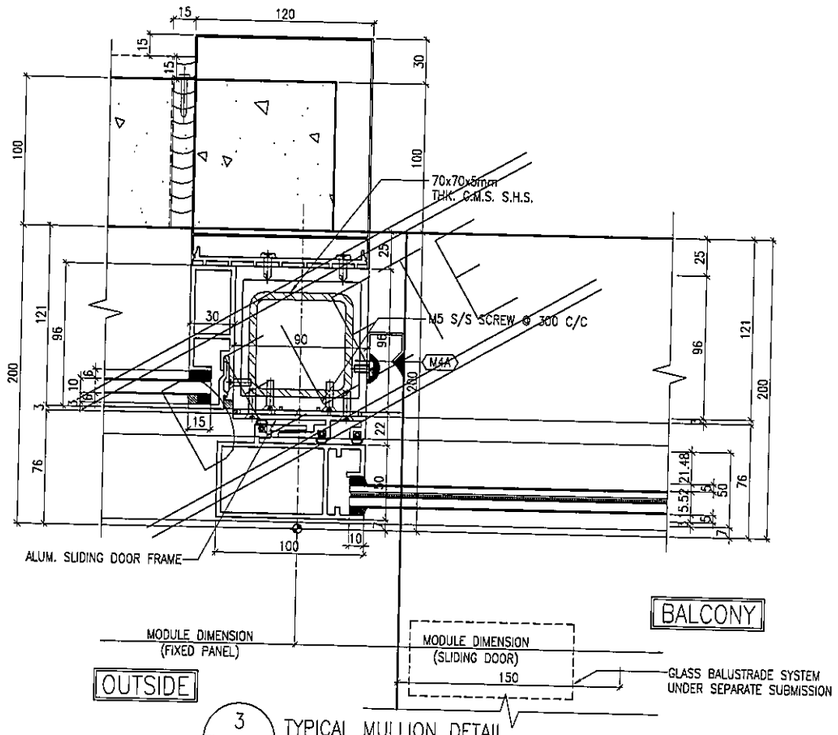

3 / 5009 TYPICAL MULLION DETAIL CURTAIN WALL

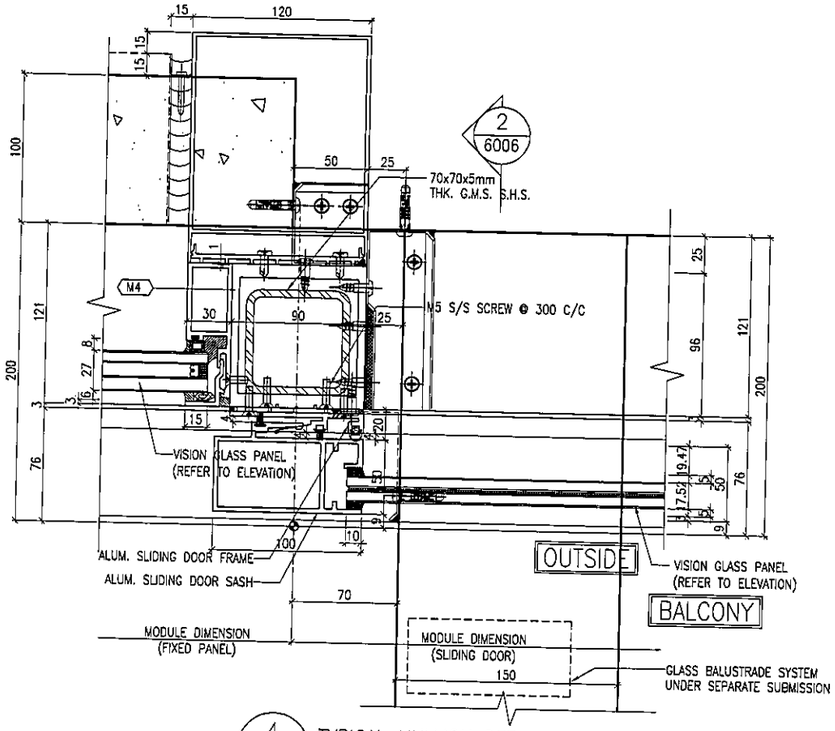

4 / 5009 TYPICAL MULLION DETAIL CURTAIN WALL

B.D. REF :

CLIENT :
信和置業有限公司
Sino Land Company Limited

ARCHITECT :
WONG TUNG & PARTNERS LIMITED
ARCHITECTS & PLANNERS

MAIN CONTRACTOR :
CR Construction Company Limited

STRUCTURAL ENGINEER :
AECOM

FACADE CONSULTANT:
AECOM

NOTE :
1. ALL DIMENSIONS ARE IN mm.
2. ALL ELEVATIONS ARE VIEWED FROM OUTSIDE.
3. ALL DIMENSIONS TO BE VERIFIED ON SITE BEFORE FABRICATION.

LEGEND :
X1 / XQ01 — DETAIL MARK NO. / REFER SHEET NO.
1. F.F.L. --FINISHED FLOOR LEVEL
2. S.F.L. --STRUCTURAL FLOOR LEVEL
3. (R) --REVERSED DETAIL

NO.	DATE	REVISED	BY
B	04/12/2018	GENERAL REVISED	
A	24/11/2018	GENERAL REVISED	

JOB NO. : J-837

PROJECT :
URA KWUN TONG TOWN CENTRE REDEVELOPMENT (AREA 2 & 3) AT NKIL 6514, KWUN TONG, KWLOON

TITLE :
TYPICAL MULLION DETAIL FOR CURTAIN WALL

DATE : 13-JUL-18 | SCALE : 1:2 (A1)

DRAWN BY : ASING | CHECKED BY : -

美特鋁質有限公司
MIDI ALUMINIUM FABRICATOR LTD.
Units 6-8, Sunray Industrial Centre, 1/F
610 Cha Kwo Ling Road, Kowloon
Tel:23489211-4 Fax:(852)27727666

DWG NO. : J837-CW-5009 | REV. : B

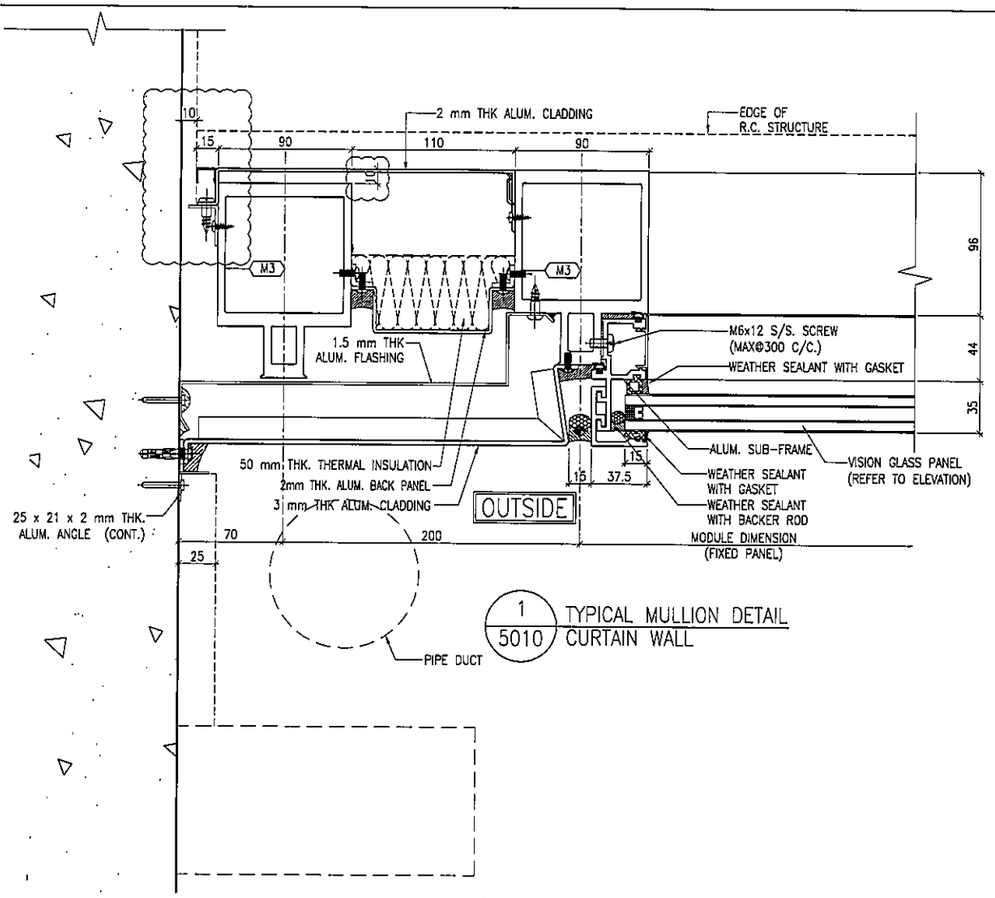

1 / 5010 TYPICAL MULLION DETAIL CURTAIN WALL

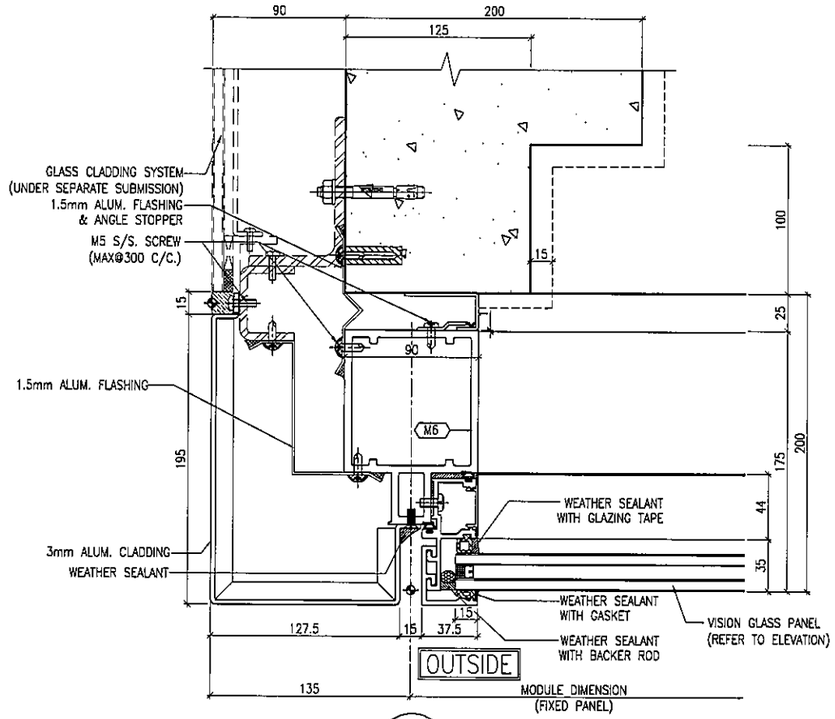

2 / 5010 TYPICAL MULLION DETAIL CURTAIN WALL

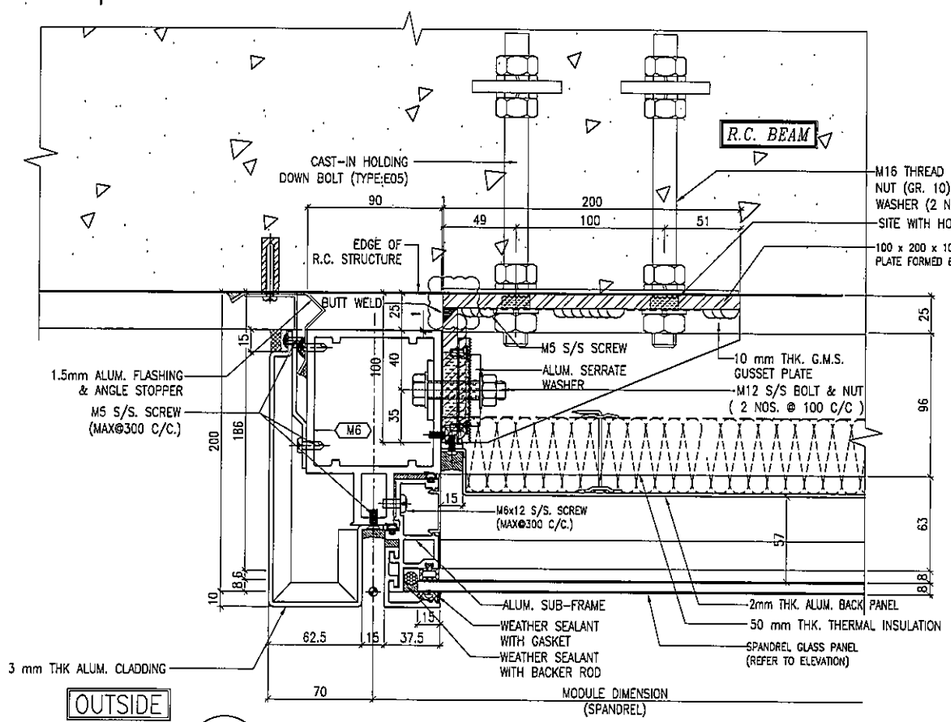

3 / 5010 TYPICAL MULLION DETAIL CURTAIN WALL

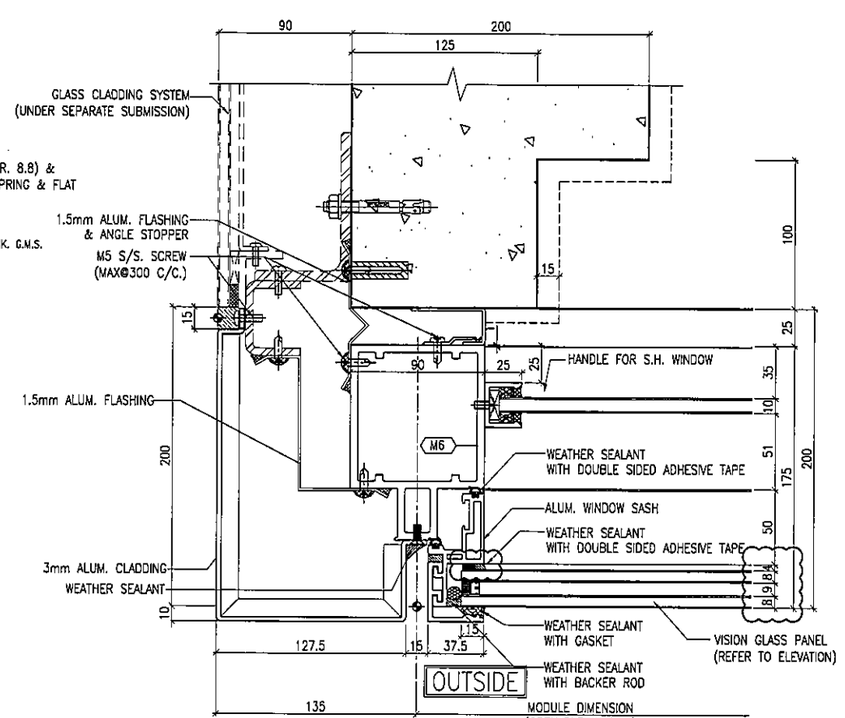

4 / 5010 TYPICAL MULLION DETAIL CURTAIN WALL

B.D. REF :

CLIENT :
信和置業有限公司
Sino Land Company Limited

ARCHITECT :
WONG TUNG & PARTNERS LIMITED
ARCHITECTS & PLANNERS

MAIN CONTRACTOR :
CR Construction Company Limited

STRUCTURAL ENGINEER :
AECOM

FACADE CONSULTANT:
AECOM

NOTE :
1. ALL DIMENSIONS ARE IN mm.
2. ALL ELEVATIONS ARE VIEWED FROM OUTSIDE.
3. ALL DIMENSIONS TO BE VERIFIED ON SITE BEFORE FABRICATION.

LEGEND :
- X1 / X001 — DETAIL MARK NO. / REFER SHEET NO.
1. F.F.L. --FINISHED FLOOR LEVEL
2. S.F.L. --STRUCTURAL FLOOR LEVEL
3. (R) --REVERSED DETAIL

NO.	DATE	REVISED	BY
B	22/12/2018	GENERAL REVISED	
A	24/11/2018	GENERAL REVISED	

JOB NO. : J-837

PROJECT :
URA KWUN TONG TOWN CENTRE REDEVELOPMENT (AREA 2 & 3) AT NKIL 6514, KWUN TONG, KWLOON

TITLE :
TYPICAL MULLION DETAIL FOR CURTAIN WALL

DATE : 13-JUL-18 | SCALE : 1:2 (A1)

DRAWN BY : ASING | CHECKED BY : -

美特鋁質有限公司
MIDI ALUMINIUM FABRICATOR LTD.
Units 6-8, Sunray Industrial Centre, 1/F
610 Cha Kwo Ling Road, Kowloon
Tel:23489211-4 Fax:(852)27727666

DWG NO. : J837-CW-5010 | REV. : B

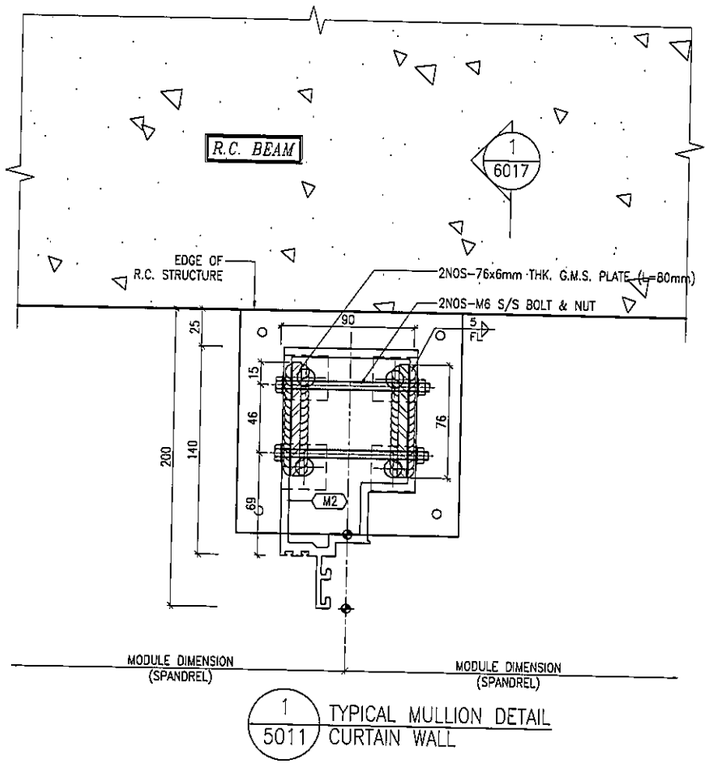

1 / 5011 TYPICAL MULLION DETAIL CURTAIN WALL

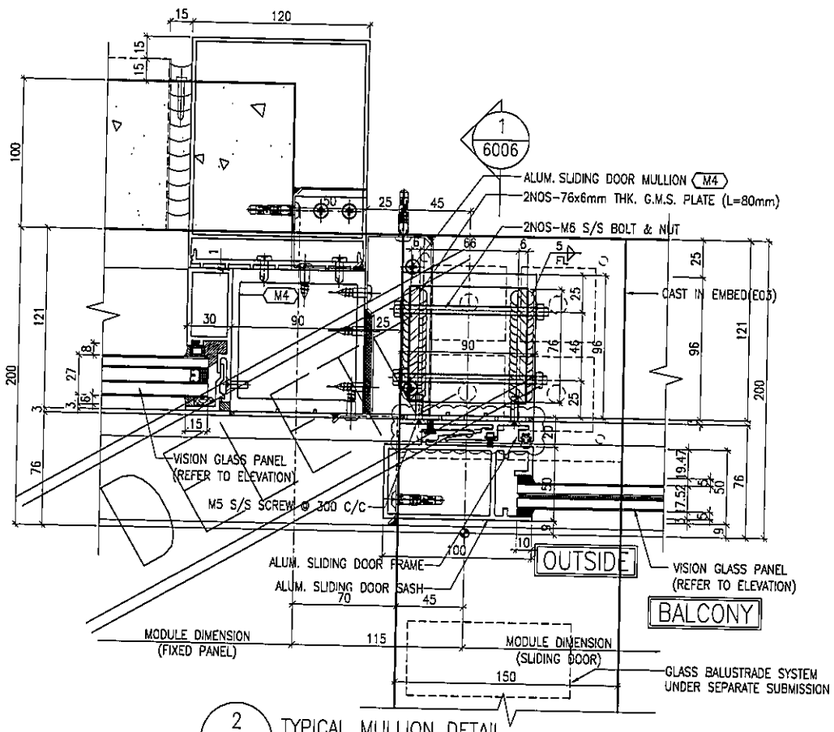

2 / 5011 TYPICAL MULLION DETAIL CURTAIN WALL

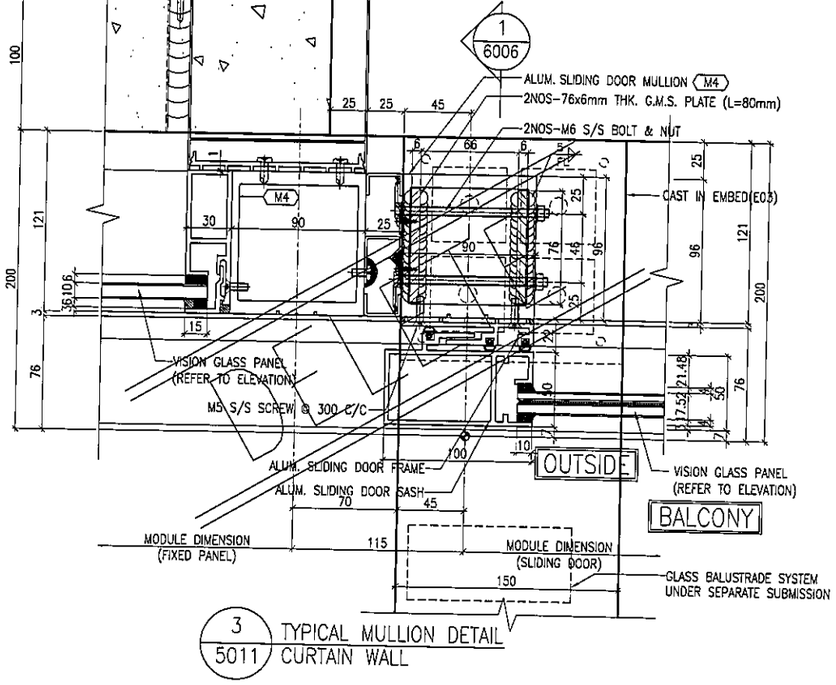

3 / 5011 TYPICAL MULLION DETAIL CURTAIN WALL

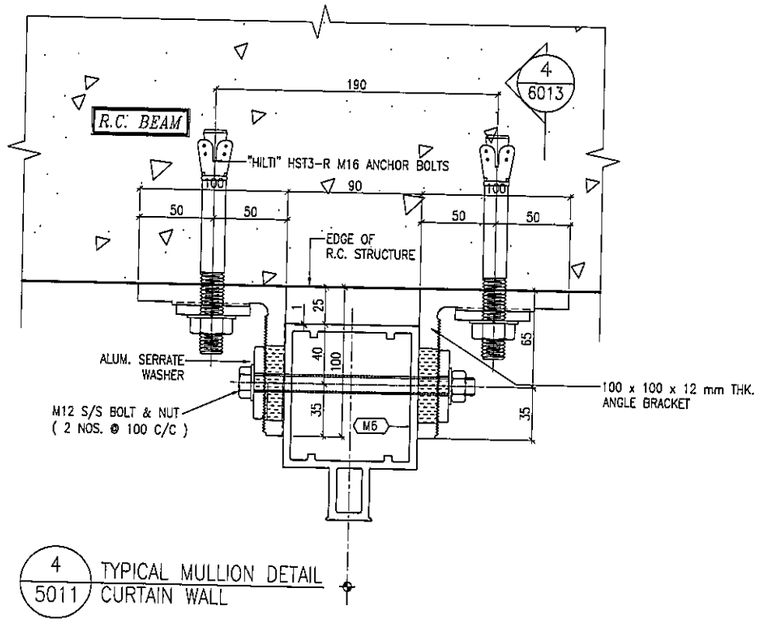

4 / 5011 TYPICAL MULLION DETAIL CURTAIN WALL

B.D. REF :

CLIENT :
信和置業有限公司
Sino Land Company Limited

ARCHITECT :
WONG TUNG & PARTNERS LIMITED
ARCHITECTS & PLANNERS

MAIN CONTRACTOR :
CR Construction Company Limited

STRUCTURAL ENGINEER :
AECOM

FACADE CONSULTANT:
AECOM

NOTE :
1. ALL DIMENSIONS ARE IN mm.
2. ALL ELEVATIONS ARE VIEWED FROM OUTSIDE.
3. ALL DIMENSIONS TO BE VERIFIED ON SITE BEFORE FABRICATION.

LEGEND :
X1 — DETAIL MARK NO.
X001 — REFER SHEET NO.
1. F.F.L. --FINISHED FLOOR LEVEL
2. S.F.L. --STRUCTURAL FLOOR LEVEL
3. (VR) --REVERSED DETAIL

NO.	DATE	REVISED	BY
B	04/12/2018	GENERAL REVISED	
A	24/11/2018	GENERAL REVISED	

JOB NO. : J-837

PROJECT :
URA KWUN TONG TOWN CENTRE
REDEVELOPMENT (AREA 2 & 3) AT
NKIL 6514, KWUN TONG, KWLOON

TITLE :
TYPICAL MULLION DETAIL
FOR CURTAIN WALL

DATE : 13-JUL-18 | SCALE : 1:2 (A1)

DRAWN BY : ASING | CHECKED BY : –

美特鋁質有限公司
MIDI ALUMINIUM FABRICATOR LTD.
Units 6–8, Sunray Industrial Centre, 1/F
610 Cha Kwo Ling Road, Kowloon
Tel:23489211–4 Fax:(852)27727666

DWG NO. : J837-CW-5011 | REV. : B

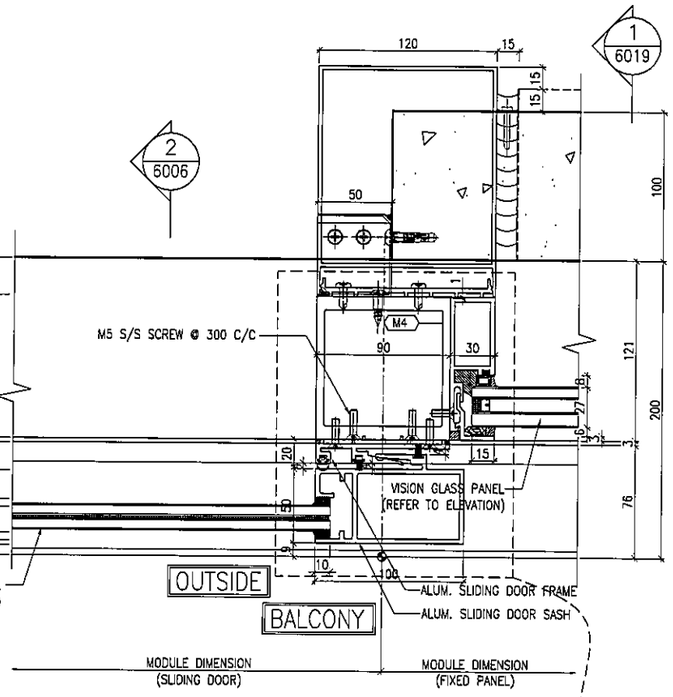

1 / 5012 TYPICAL MULLION DETAIL CURTAIN WALL

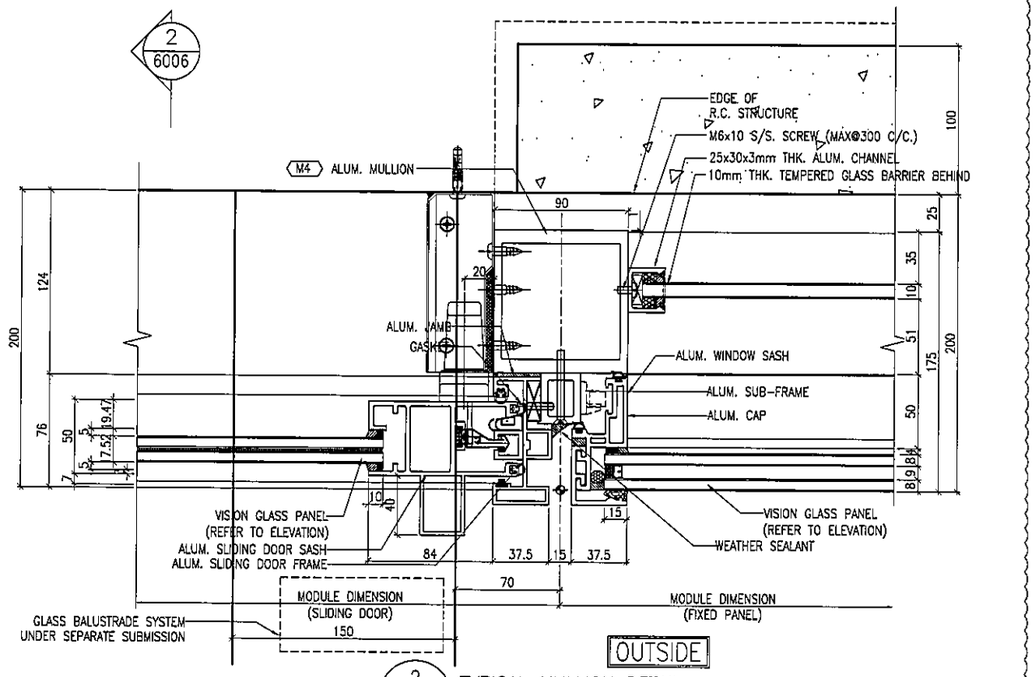

2 / 5012 TYPICAL MULLION DETAIL CURTAIN WALL

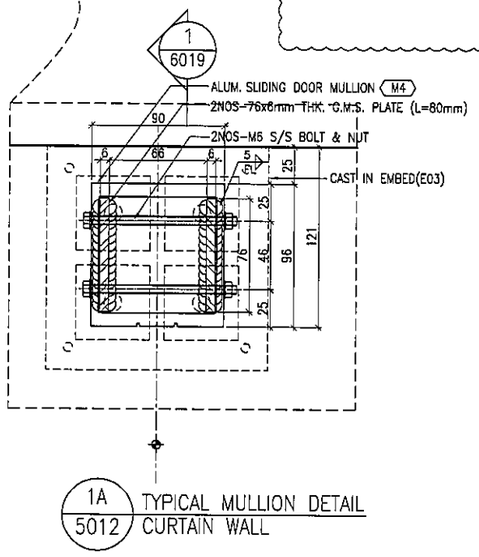

1A / 5012 TYPICAL MULLION DETAIL CURTAIN WALL

B.D. REF :

CLIENT :
信和置業有限公司
Sino Land Company Limited

ARCHITECT :
WONG TUNG & PARTNERS LIMITED
ARCHITECTS & PLANNERS

MAIN CONTRACTOR :
CR Construction Company Limited

STRUCTURAL ENGINEER :
AECOM

FACADE CONSULTANT:
AECOM

NOTE :
1. ALL DIMENSIONS ARE IN mm.
2. ALL ELEVATIONS ARE VIEWED FROM OUTSIDE.
3. ALL DIMENSIONS TO BE VERIFIED ON SITE BEFORE FABRICATION.

LEGEND :
X1 / X001 — DETAIL MARK NO. / REFER SHEET NO.
1. F.F.L. --FINISHED FLOOR LEVEL
2. S.F.L. --STRUCTURAL FLOOR LEVEL
3. /R --REVERSED DETAIL

NO.	DATE	REMSED	BY
B	22/12/2018	GENERAL REVISED	
A	04/12/2018	GENERAL REVISED	

JOB NO. : J-837

PROJECT :
URA KWUN TONG TOWN CENTRE
REDEVELOPMENT (AREA 2 & 3) AT
NKIL 6514, KWUN TONG, KWLOON

TITLE :
TYPICAL MULLION DETAIL
FOR CURTAIN WALL

DATE : 24-NOV-18 | SCALE : 1:2 (A1)

DRAWN BY : ASING | CHECKED BY : -

美特鋁質有限公司
MIDI ALUMINIUM FABRICATOR LTD.
Units 6-8, Sunray Industrial Centre, 1/F
610 Cha Kwo Ling Road, Kowloon
Tel:23489211-4 Fax:(852)27727666

DWG NO. : J837-CW-5012 | REV. : B

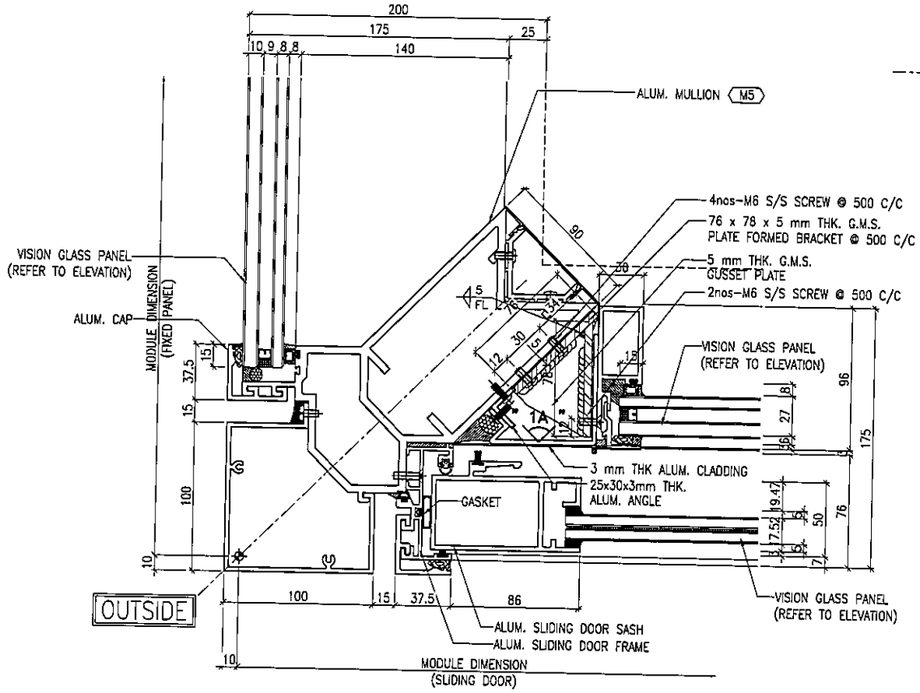

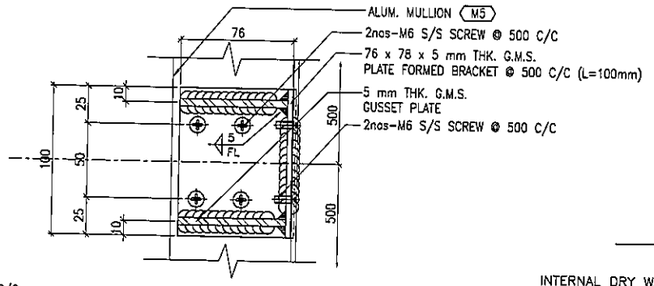

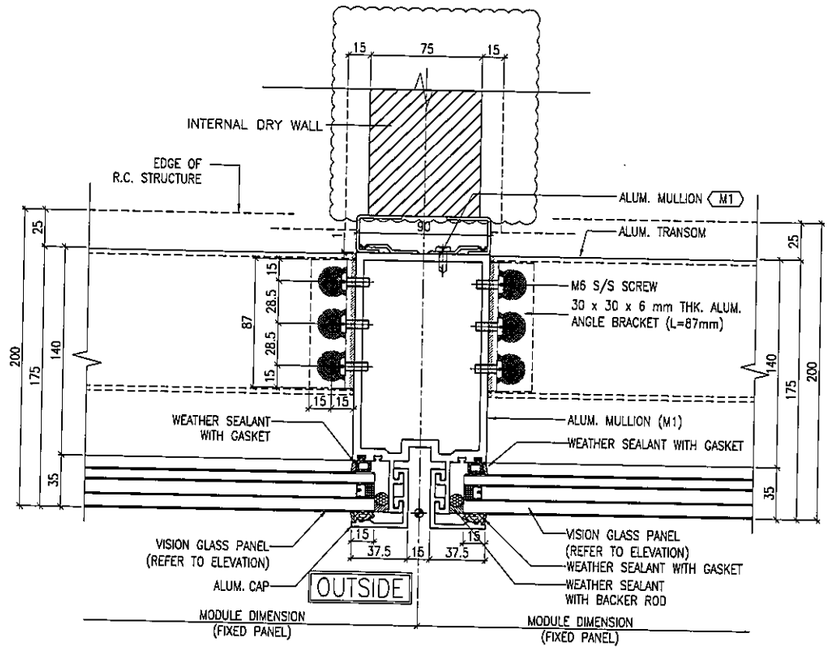

1 / 5013 TYPICAL MULLION DETAIL CURTAIN WALL

2 / 5013 TYPICAL MULLION DETAIL CURTAIN WALL

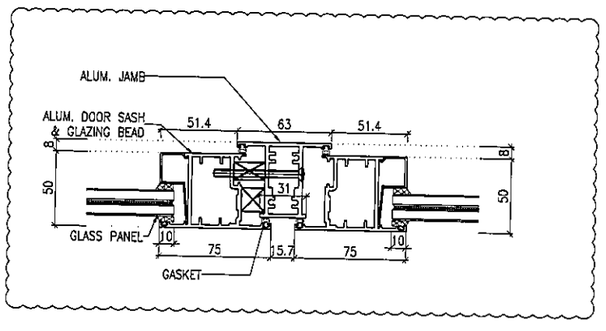

3 / 5013 TYPICAL MULLION DETAIL CURTAIN WALL

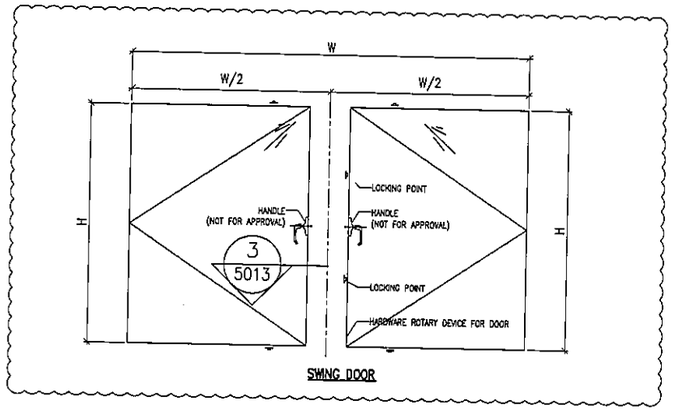

B.D. REF :

CLIENT :
信和置業有限公司
Sino Land Company Limited

ARCHITECT :
WONG TUNG & PARTNERS LIMITED
ARCHITECTS & PLANNERS

MAIN CONTRACTOR :
CR Construction Company Limited

STRUCTURAL ENGINEER :
AECOM

FACADE CONSULTANT:
AECOM

NOTE :
1. ALL DIMENSIONS ARE IN mm.
2. ALL ELEVATIONS ARE VIEWED FROM OUTSIDE.
3. ALL DIMENSIONS TO BE VERIFIED ON SITE BEFORE FABRICATION.

LEGEND :
- X1 / X001 — DETAIL MARK NO. / REFER SHEET NO.
1. F.F.L. --FINISHED FLOOR LEVEL
2. S.F.L. --STRUCTURAL FLOOR LEVEL
3. (/R) --REVERSED DETAIL

NO.	DATE	REVISED	BY
A	22/12/2018	GENERAL REVISED	

JOB NO. : J-837

PROJECT :
URA KWUN TONG TOWN CENTRE REDEVELOPMENT (AREA 2 & 3) AT NKIL 6514, KWUN TONG, KWLOON

TITLE :
TYPICAL MULLION DETAIL FOR CURTAIN WALL

DATE : 24-NOV-18 | SCALE : 1:2 (A1)

DRAWN BY : ASING | CHECKED BY : -

美特鋁質有限公司
MIDI ALUMINIUM FABRICATOR LTD.
Units 6-8, Sunray Industrial Centre, 1/F
610 Cha Kwo Ling Road, Kowloon
Tel:23489211-4 Fax:(852)27727666

DWG NO. : J837-CW-5013 | REV. : A

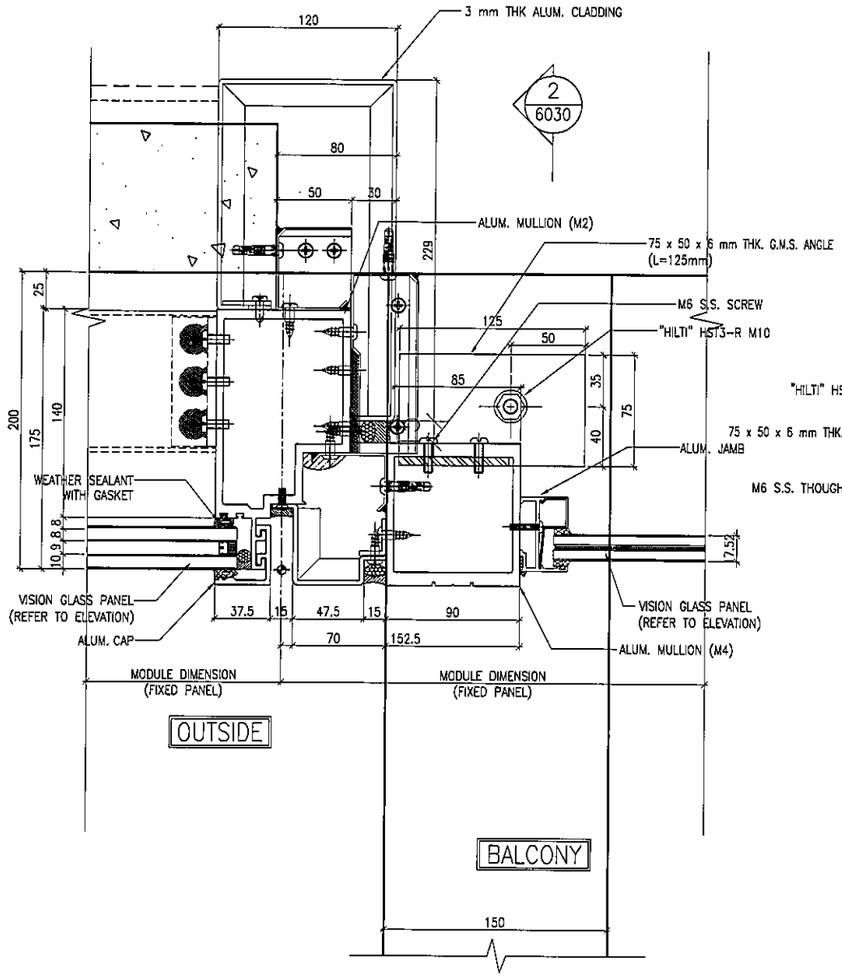

1 5014 TYPICAL MULLION DETAIL CURTAIN WALL

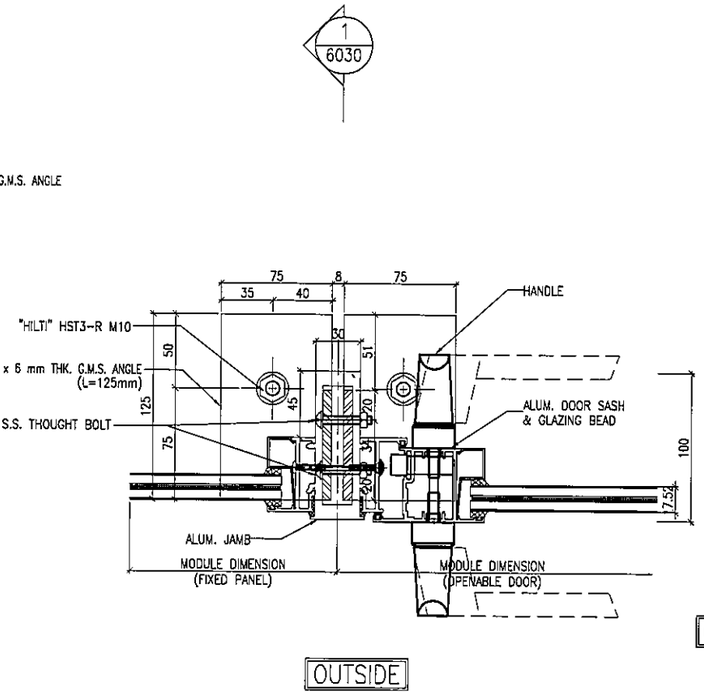

2 5014 TYPICAL MULLION DETAIL CURTAIN WALL

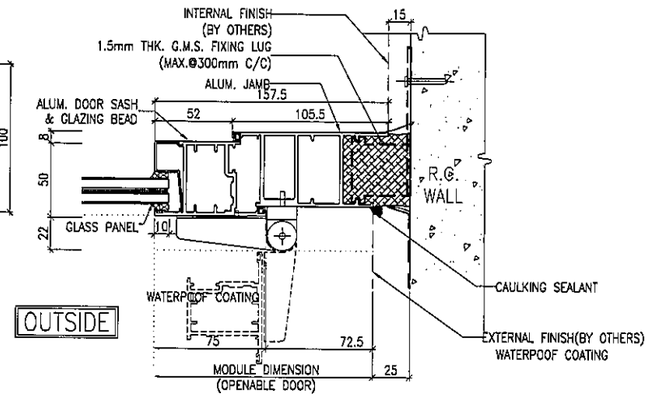

3 5014 TYPICAL MULLION DETAIL CURTAIN WALL

B.D. REF :

CLIENT :
信和置業有限公司
Sino Land Company Limited

ARCHITECT : WONG TUNG & PARTNERS LIMITED
ARCHITECTS & PLANNERS

MAIN CONTRACTOR :
CR Construction Company Limited

STRUCTURAL ENGINEER :
AECOM

FACADE CONSULTANT:
AECOM

NOTE :
1. ALL DIMENSIONS ARE IN mm.
2. ALL ELEVATIONS ARE VIEWED FROM OUTSIDE.
3. ALL DIMENSIONS TO BE VERIFIED ON SITE BEFORE FABRICATION.

LEGEND :
X1 — DETAIL MARK NO.
X001 — REFER SHEET NO.

1. F.F.L. --FINISHED FLOOR LEVEL
2. S.F.L. --STRUCTURAL FLOOR LEVEL
3. (/R) --REVERSED DETAIL

NO.	DATE	REVISED	BY
A	15/02/2019	GENERAL REVISED	

JOB NO. : J-837

PROJECT :
URA KWUN TONG TOWN CENTRE
REDEVELOPMENT (AREA 2 & 3) AT
NKIL 6514, KWUN TONG, KWLOON

TITLE :
TYPICAL MULLION DETAIL
FOR CURTAIN WALL

DATE : 22-DEC-18 | SCALE : 1:2 (A1)

DRAWN BY : ASING | CHECKED BY : -

美特鋁質有限公司
MIDI ALUMINIUM FABRICATOR LTD.
Units 6-8, Sunray Industrial Centre, 1/F
610 Cha Kwo Ling Road, Kowloon
Tel:23489211-4 Fax:(852)27727666

DWG NO. : J837-CW-5014 | REV. : A

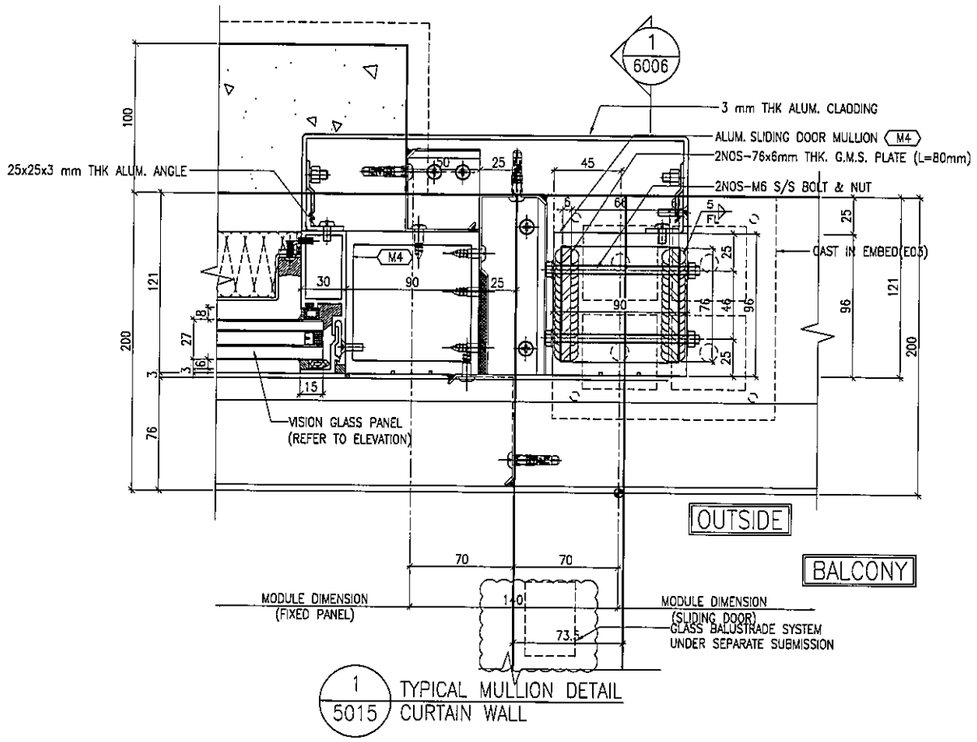

1 / 5015 TYPICAL MULLION DETAIL CURTAIN WALL

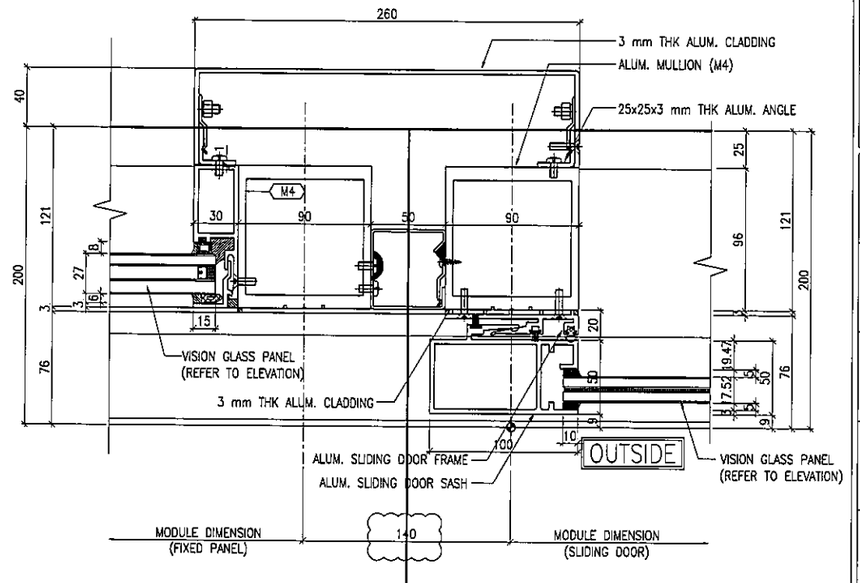

2 / 5015 TYPICAL MULLION DETAIL CURTAIN WALL

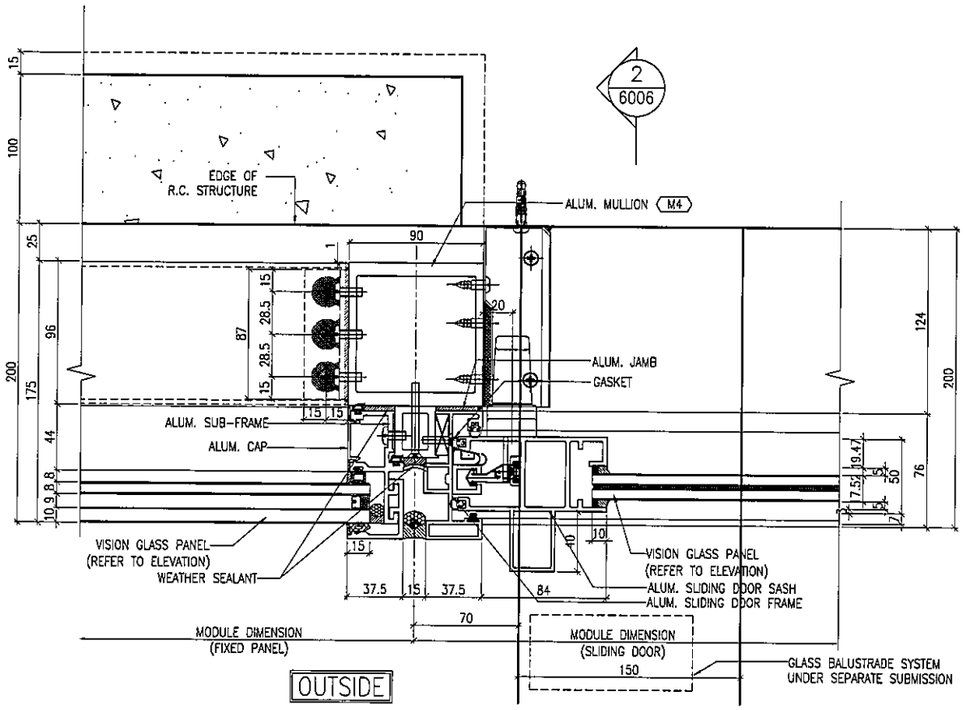

3 / 5015 TYPICAL MULLION DETAIL CURTAIN WALL

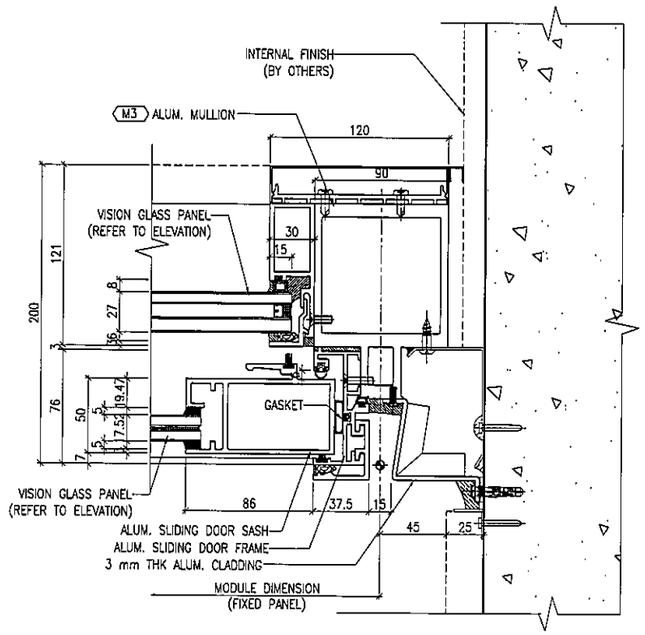

4 / 5015 TYPICAL MULLION DETAIL CURTAIN WALL

B.D. REF :

CLIENT :
信和置業有限公司
Sino Land Company Limited

ARCHITECT :
WONG TUNG & PARTNERS LIMITED
ARCHITECTS & PLANNERS

MAIN CONTRACTOR :
CR Construction Company Limited

STRUCTURAL ENGINEER :
AECOM

FACADE CONSULTANT:
AECOM

NOTE :
1. ALL DIMENSIONS ARE IN mm.
2. ALL ELEVATIONS ARE VIEWED FROM OUTSIDE.
3. ALL DIMENSIONS TO BE VERIFIED ON SITE BEFORE FABRICATION.

LEGEND :
X1 — DETAIL MARK NO.
XOO1 — REFER SHEET NO.
1. F.F.L. --FINISHED FLOOR LEVEL
2. S.F.L. --STRUCTURAL FLOOR LEVEL
3. /R --REVERSED DETAIL

NO.	DATE	REVISED	BY

JOB NO. : J-837

PROJECT :
URA KWUN TONG TOWN CENTRE
REDEVELOPMENT (AREA 2 & 3) AT
NKIL 6514, KWUN TONG, KWLOON

TITLE :
TYPICAL MULLION DETAIL
FOR CURTAIN WALL

DATE : 28-JAN-19 | SCALE : 1:2 (A1)

DRAWN BY : ASING | CHECKED BY : -

美特鋁質有限公司
MIDI ALUMINIUM FABRICATOR LTD.
Units 6-8, Sunray Industrial Centre, 1/F
610 Cha Kwo Ling Road, Kowloon
Tel:23489211-4 Fax:(852)27727666

DWG NO. : J837-CW-5015 | REV. : -

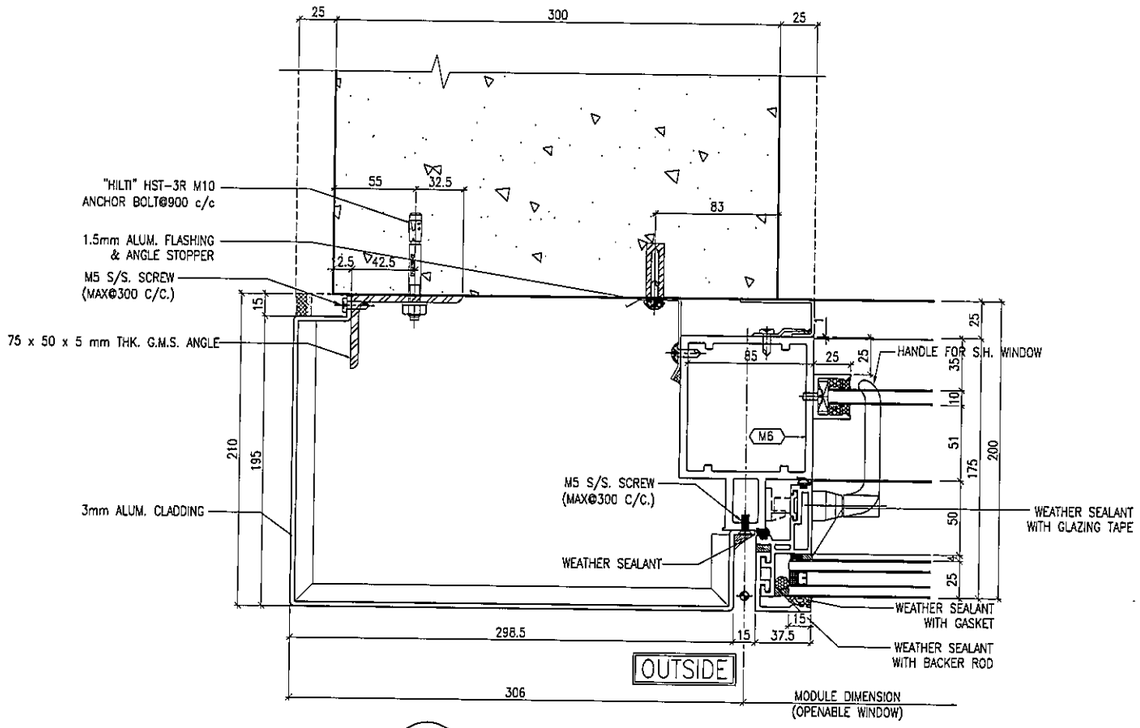

1 / 5016 TYPICAL MULLION DETAIL(FOR T1F/T2N) CURTAIN WALL

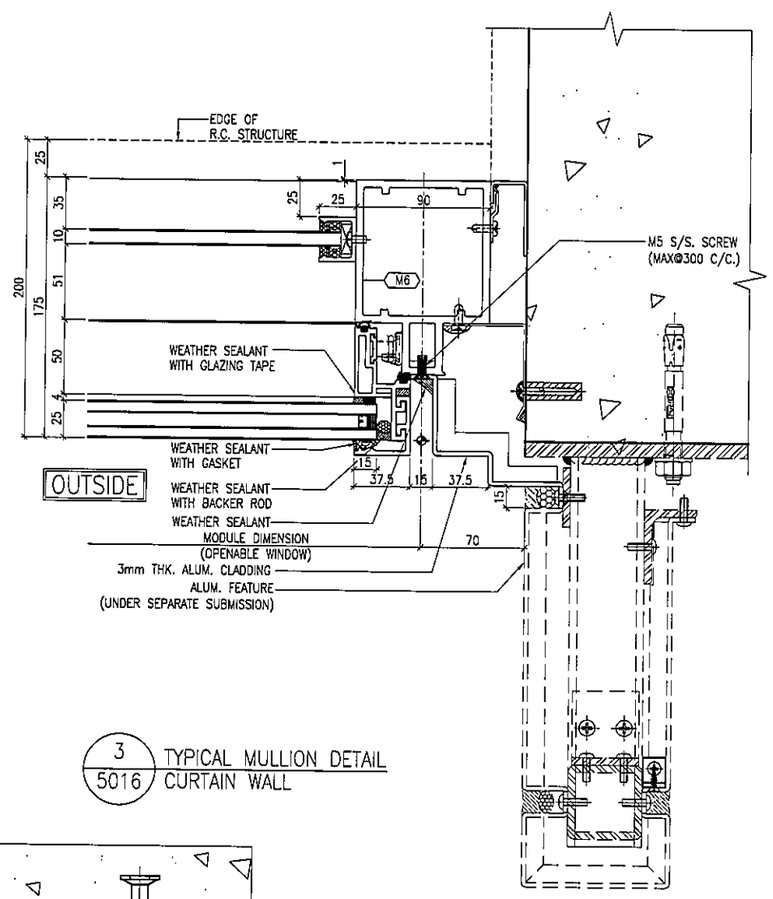

3 / 5016 TYPICAL MULLION DETAIL CURTAIN WALL

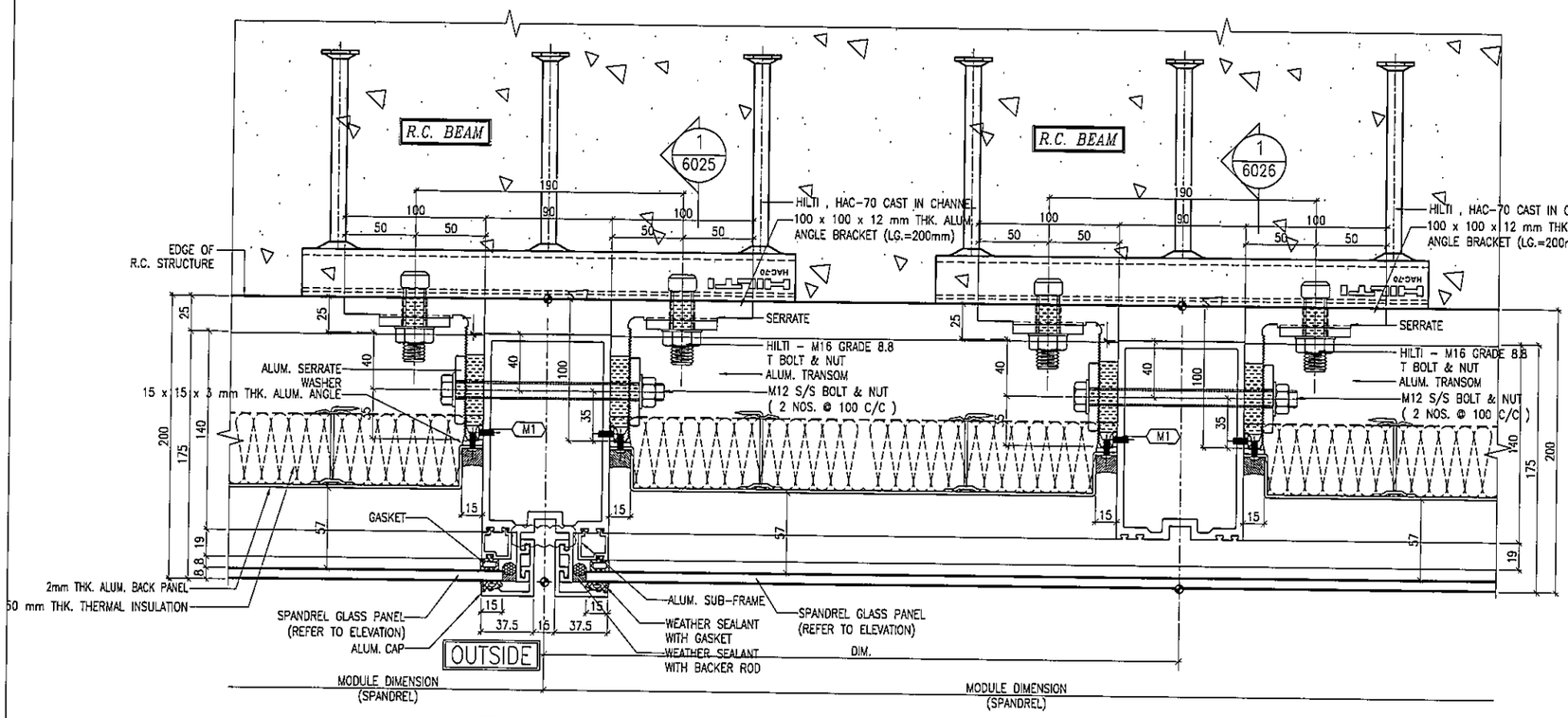

2 / 5016 TYPICAL MULLION DETAIL CURTAIN WALL

B.D. REF :

CLIENT :
信和置業有限公司
Sino Land Company Limited

ARCHITECT :
WONG TUNG & PARTNERS LIMITED
ARCHITECTS & PLANNERS

MAIN CONTRACTOR :
CR Construction Company Limited

STRUCTURAL ENGINEER :
AECOM

FACADE CONSULTANT:
AECOM

NOTE :
1. ALL DIMENSIONS ARE IN mm.
2. ALL ELEVATIONS ARE VIEWED FROM OUTSIDE.
3. ALL DIMENSIONS TO BE VERIFIED ON SITE BEFORE FABRICATION.

LEGEND :
- X1 / X001 — DETAIL MARK NO. / REFER SHEET NO.
1. F.F.L. --FINISHED FLOOR LEVEL
2. S.F.L. --STRUCTURAL FLOOR LEVEL
3. /R --REVERSED DETAIL

NO.	DATE	REVISED	BY

JOB NO. : J-837

PROJECT :
URA KWUN TONG TOWN CENTRE REDEVELOPMENT (AREA 2 & 3) AT NKIL 6514, KWUN TONG, KWLOON

TITLE :
TYPICAL MULLION DETAIL FOR CURTAIN WALL

DATE : 28-JAN-19	SCALE : 1:2 (A1)
DRAWN BY : ASING	CHECKED BY : -

美特鋁製有限公司
MIDI ALUMINIUM FABRICATOR LTD.
Units 6-8, Sunray Industrial Centre, 1/F
610 Cha Kwo Ling Road, Kowloon
Tel:23489211-4 Fax:(852)27727666

DWG NO. : J837-CW-5016 REV. : -

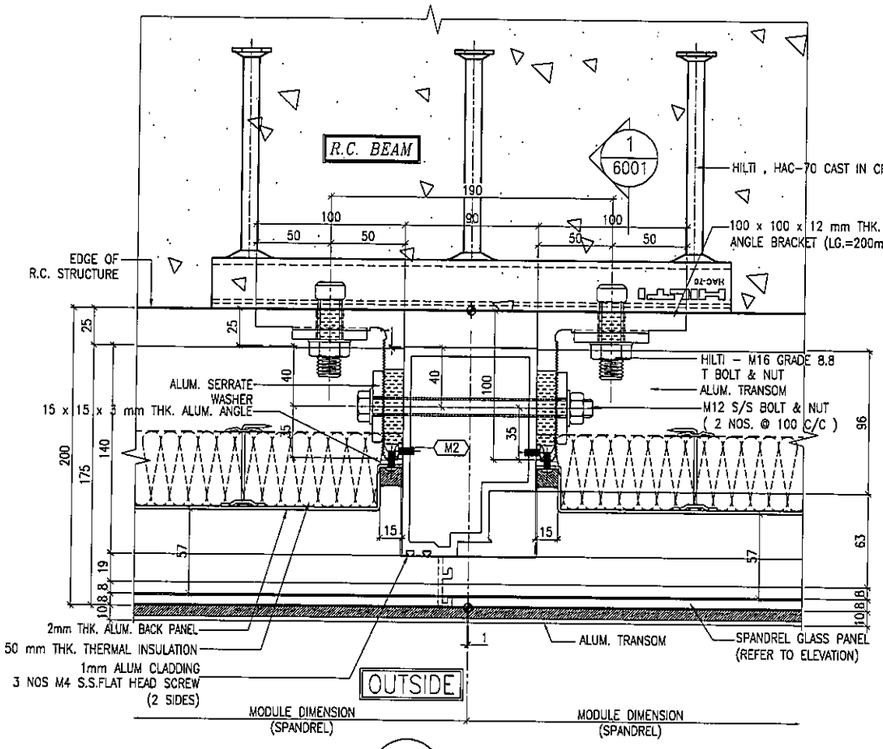

1 / 5017 TYPICAL MULLION DETAIL CURTAIN WALL

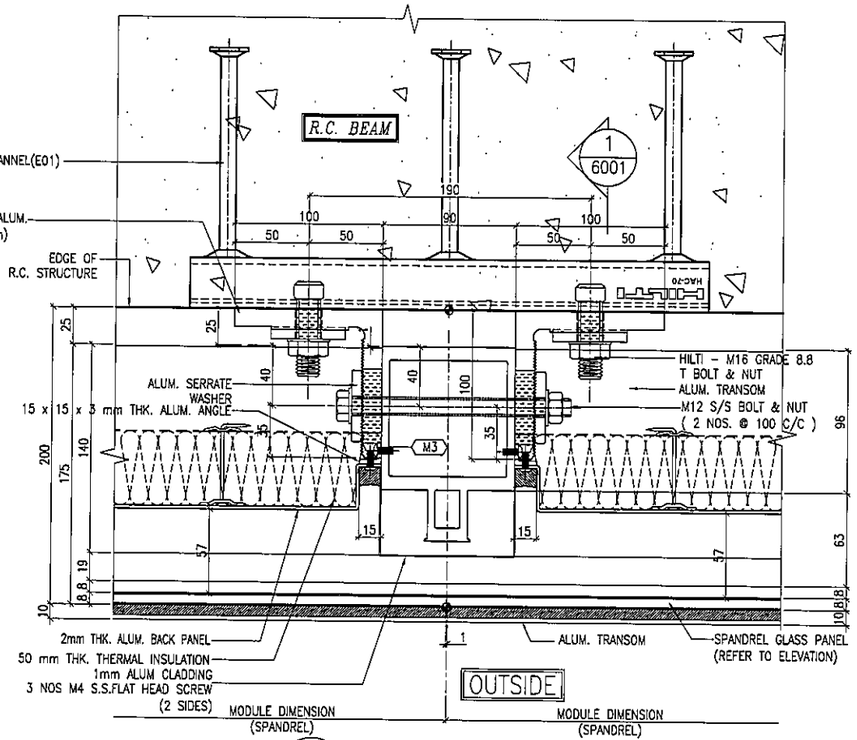

2 / 5017 TYPICAL MULLION DETAIL CURTAIN WALL

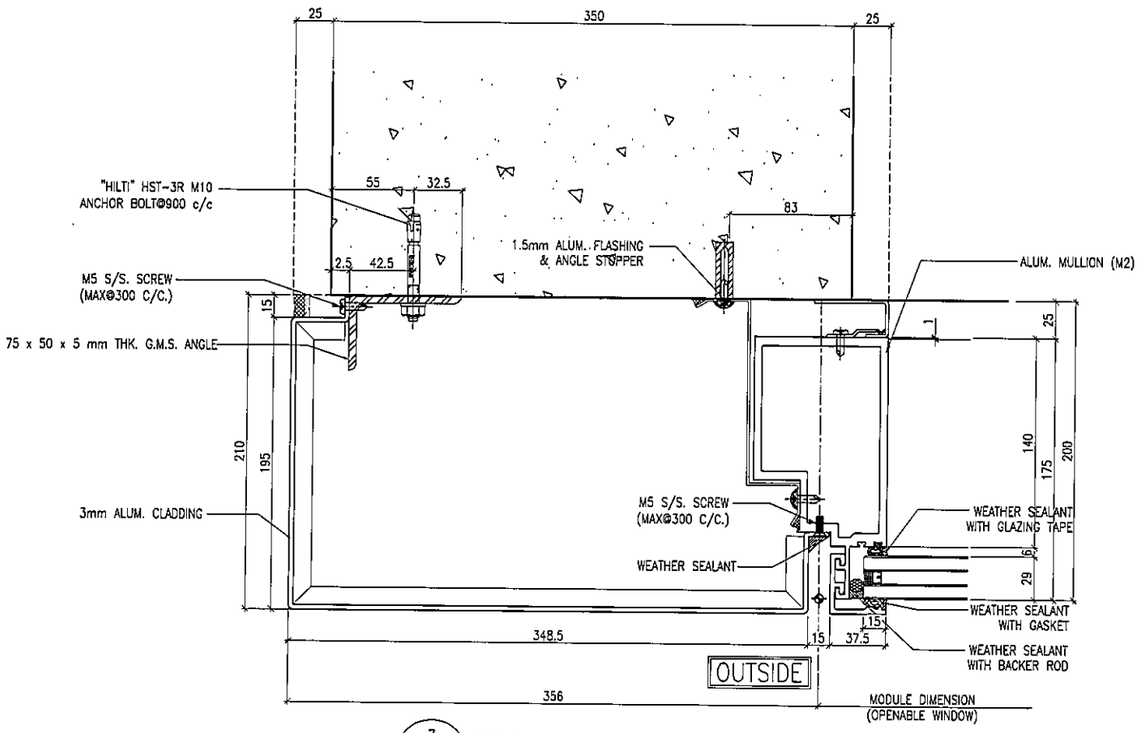

3 / 5017 TYPICAL MULLION DETAIL(for T1A only) CURTAIN WALL

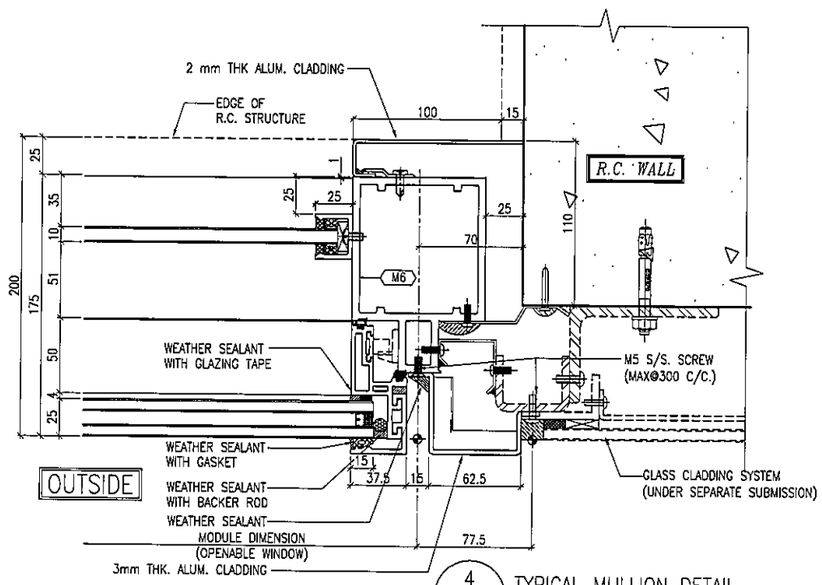

4 / 5017 TYPICAL MULLION DETAIL CURTAIN WALL

B.D. REF :

CLIENT :
信和置業有限公司
Sino Land Company Limited

ARCHITECT :
WONG TUNG & PARTNERS LIMITED
ARCHITECTS & PLANNERS

MAIN CONTRACTOR :
CR Construction Company Limited

STRUCTURAL ENGINEER :
AECOM

FACADE CONSULTANT:
AECOM

NOTE :
1. ALL DIMENSIONS ARE IN mm.
2. ALL ELEVATIONS ARE VIEWED FROM OUTSIDE.
3. ALL DIMENSIONS TO BE VERIFIED ON SITE BEFORE FABRICATION.

LEGEND :
- X1 / X001 — DETAIL MARK NO. / REFER SHEET NO.
1. F.F.L. --FINISHED FLOOR LEVEL
2. S.F.L. --STRUCTURAL FLOOR LEVEL
3. (VR) --REVERSED DETAIL

NO.	DATE	REVISED	BY

JOB NO. : J-837

PROJECT :
URA KWUN TONG TOWN CENTRE REDEVELOPMENT (AREA 2 & 3) AT NKIL 6514, KWUN TONG, KWLOON

TITLE :
TYPICAL MULLION DETAIL FOR CURTAIN WALL

DATE : 28-JAN-19 | SCALE : 1:2 (A1)

DRAWN BY : ASING | CHECKED BY : -

美特鋁質有限公司
MIDI ALUMINIUM FABRICATOR LTD.
Units 6-8, Sunray Industrial Centre, 1/F
610 Cha Kwo Ling Road, Kowloon
Tel:23489211-4 Fax:(852)27727666

DWG NO. : J837-CW-5017 | REV. : -

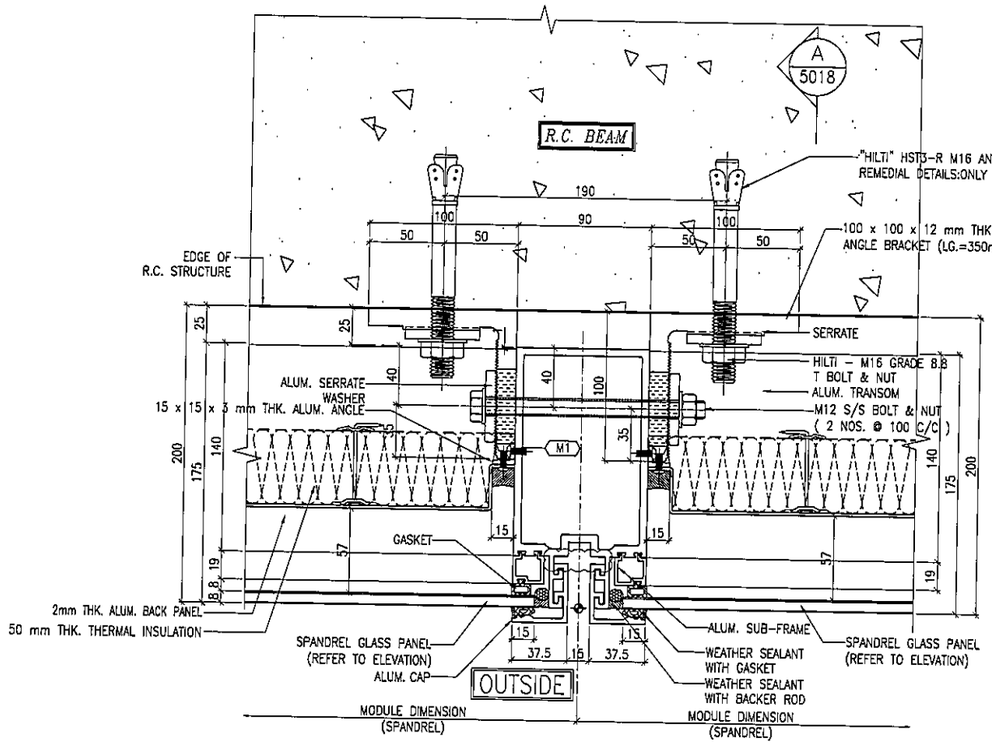

1 / 5018 REMEDIAL DETAILS CURTAIN WALL

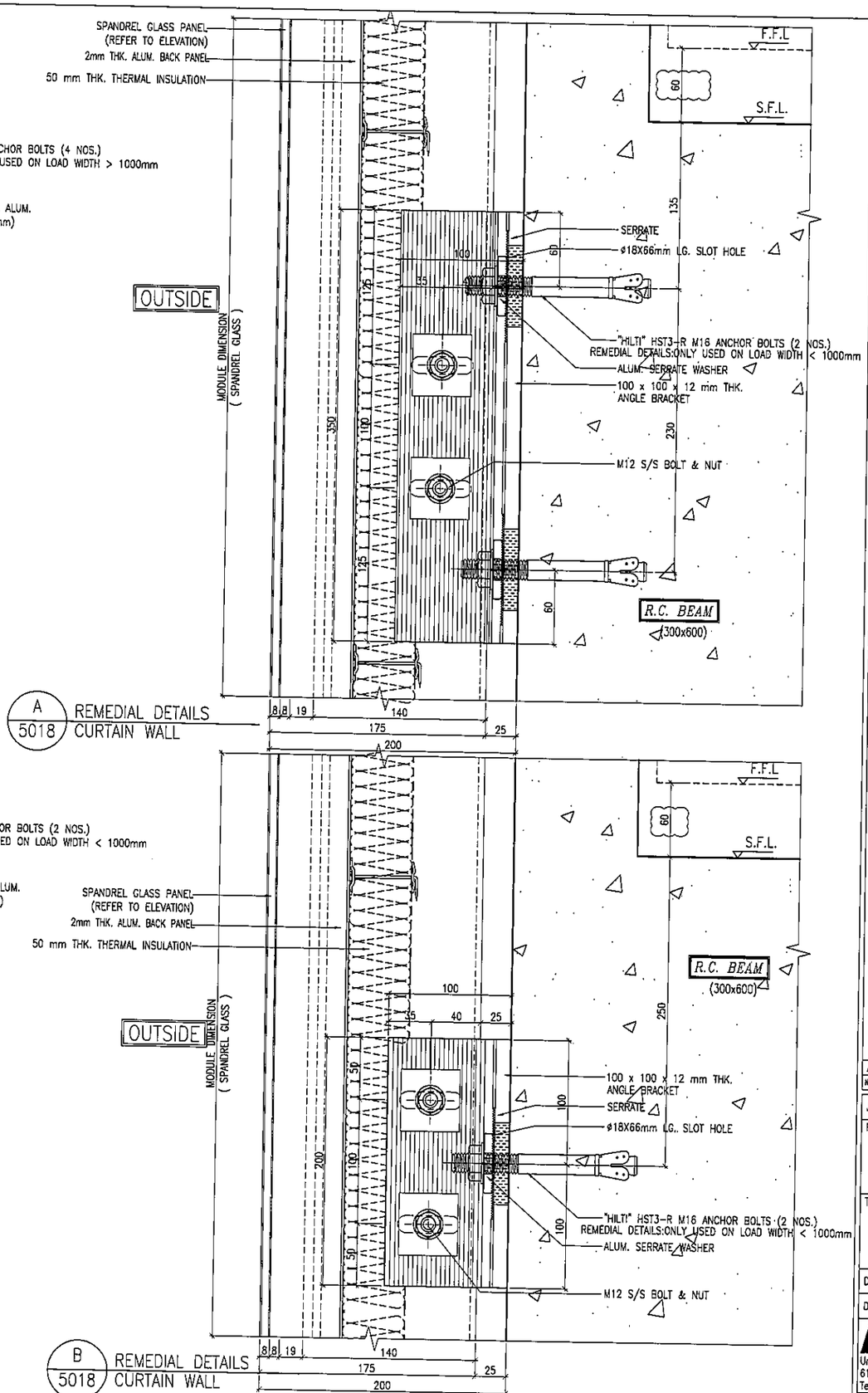

A / 5018 REMEDIAL DETAILS CURTAIN WALL

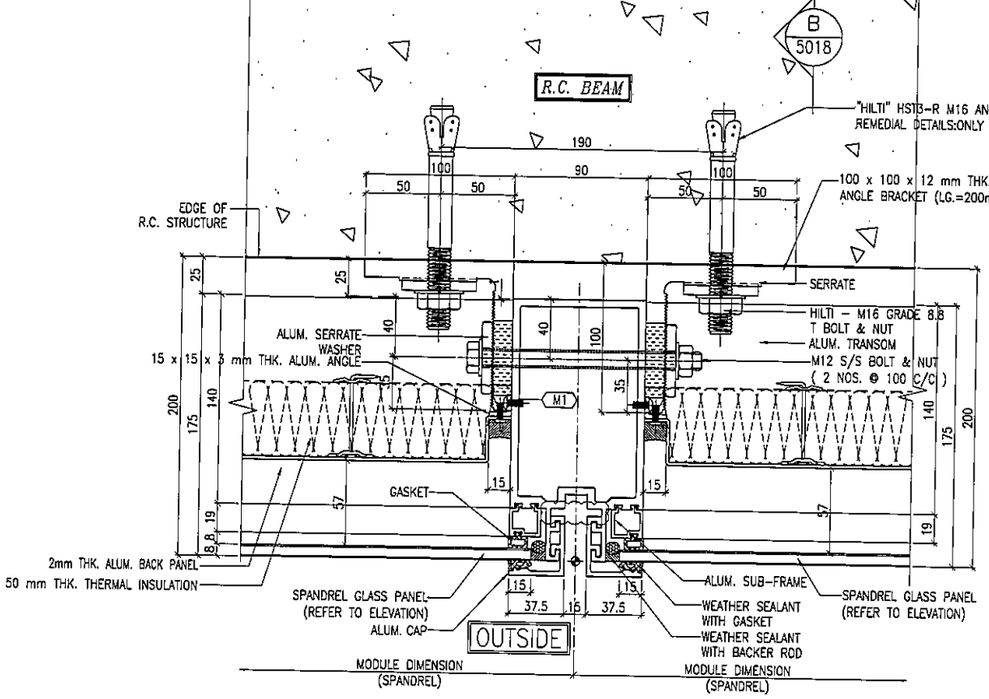

2 / 5018 REMEDIAL DETAILS CURTAIN WALL

B / 5018 REMEDIAL DETAILS CURTAIN WALL

B.D. REF :

CLIENT :
信和置業有限公司
Sino Land Company Limited

ARCHITECT :
WONG TUNG & PARTNERS LIMITED
ARCHITECTS & PLANNERS

MAIN CONTRACTOR :
CR Construction Company Limited

STRUCTURAL ENGINEER :
AECOM

FACADE CONSULTANT:
AECOM

NOTE :
1. ALL DIMENSIONS ARE IN mm.
2. ALL ELEVATIONS ARE VIEWED FROM OUTSIDE.
3. ALL DIMENSIONS TO BE VERIFIED ON SITE BEFORE FABRICATION.

LEGEND :
X1 / X001 — DETAIL MARK NO. / REFER SHEET NO.
1. F.F.L. --FINISHED FLOOR LEVEL
2. S.F.L. --STRUCTURAL FLOOR LEVEL
3. (/R) --REVERSED DETAIL

NO.	DATE	REVISED	BY
A	15/02/2019	GENERAL REVISED	

JOB NO. : J-837

PROJECT :
URA KWUN TONG TOWN CENTRE
REDEVELOPMENT (AREA 2 & 3) AT
NKIL 6514, KWUN TONG, KWLOON

TITLE :
REMEDIAL DETAILS
FOR CURTAIN WALL

DATE : 28-JAN-19 | SCALE : 1:2 (A1)

DRAWN BY : ASING | CHECKED BY : -

美特鋁質有限公司
MIDI ALUMINIUM FABRICATOR LTD.
Units 6-8, Sunray Industrial Centre, 1/F
610 Cha Kwo Ling Road, Kowloon
Tel:23489211-4 Fax:(852)27727666

DWG NO. : J837-CW-5018 | REV. : A

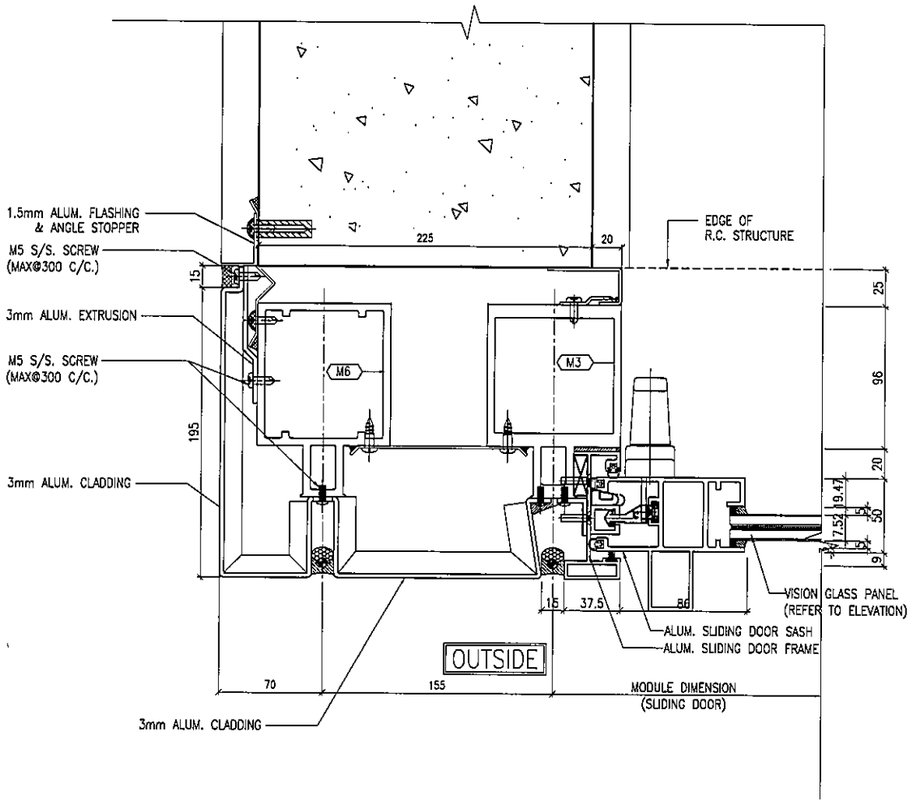

1 / 5019 TYPICAL MULLION DETAIL CURTAIN WALL

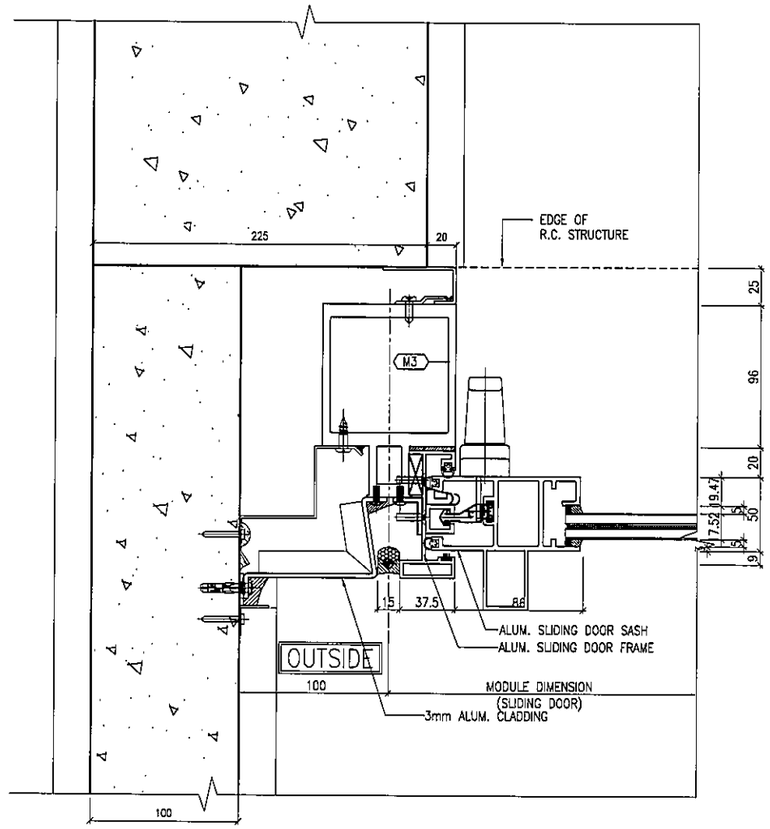

2 / 5019 TYPICAL MULLION DETAIL CURTAIN WALL

B.D. REF :

CLIENT :
信和置業有限公司
Sino Land Company Limited

ARCHITECT :
WONG TUNG & PARTNERS LIMITED
ARCHITECTS & PLANNERS

MAIN CONTRACTOR :
CR Construction Company Limited

STRUCTURAL ENGINEER :
AECOM

FACADE CONSULTANT:
AECOM

NOTE :
1. ALL DIMENSIONS ARE IN mm.
2. ALL ELEVATIONS ARE VIEWED FROM OUTSIDE.
3. ALL DIMENSIONS TO BE VERIFIED ON SITE BEFORE FABRICATION.

LEGEND :
X1 — DETAIL MARK NO.
X001 — REFER SHEET NO.

1. F.F.L. --FINISHED FLOOR LEVEL
2. S.F.L. --STRUCTURAL FLOOR LEVEL
3. /R --REVERSED DETAIL

NO.	DATE	REVISED	BY

JOB NO. : J-837

PROJECT :
URA KWUN TONG TOWN CENTRE REDEVELOPMENT (AREA 2 & 3) AT NKIL 6514, KWUN TONG, KWLOON

TITLE :
TYPICAL MULLION DETAIL FOR CURTAIN WALL

DATE : 28-JAN-19 | SCALE : 1:2 (A1)

DRAWN BY : ASING | CHECKED BY : -

美特鋁製有限公司
MIDI ALUMINIUM FABRICATOR LTD.
Units 6-8, Sunray Industrial Centre, 1/F
610 Cha Kwo Ling Road, Kowloon
Tel:23489211-4 Fax:(852)27727666

DWG NO. : J837-CW-5019 | REV. : -

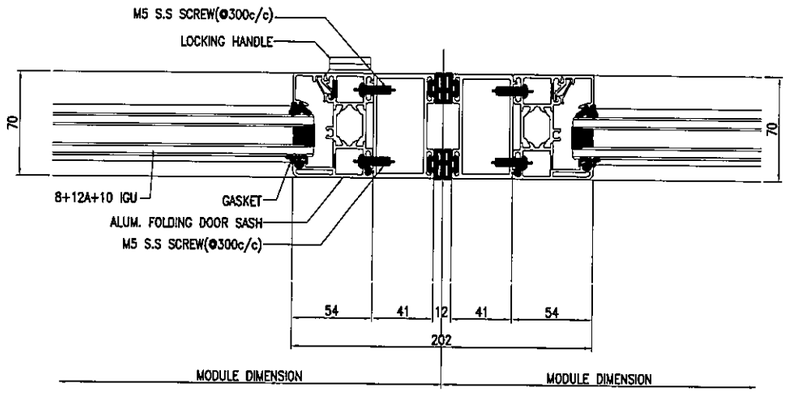

1 / 5020 TYPICAL MULLION DETAIL CURTAIN WALL

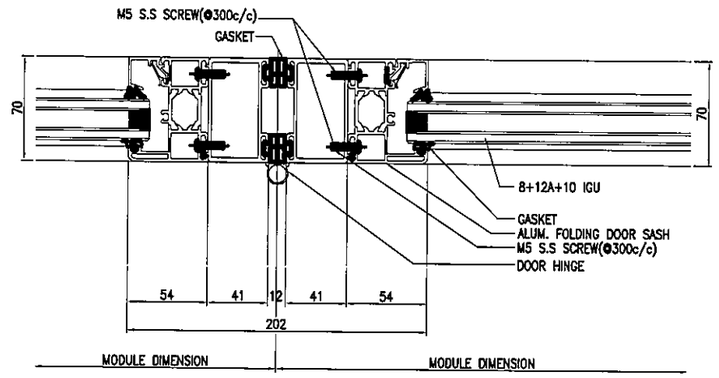

2 / 5020 TYPICAL MULLION DETAIL CURTAIN WALL

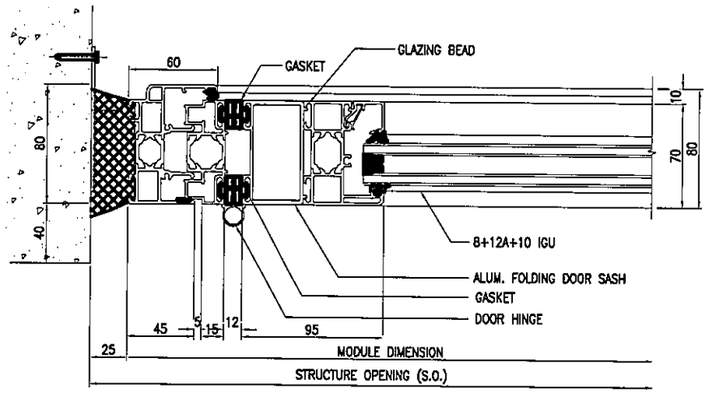

3 / 5020 TYPICAL MULLION DETAIL CURTAIN WALL

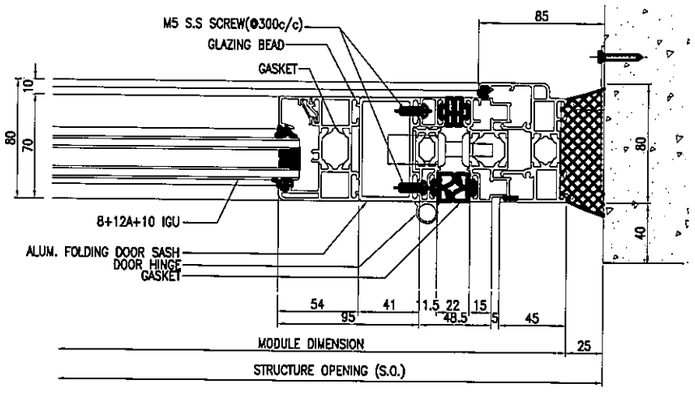

4 / 5020 TYPICAL MULLION DETAIL CURTAIN WALL

B.D. REF :

CLIENT :
信和置業有限公司
Sino Land Company Limited

ARCHITECT :
WONG TUNG & PARTNERS LIMITED
ARCHITECTS & PLANNERS

MAIN CONTRACTOR :
CR Construction Company Limited

STRUCTURAL ENGINEER :
AECOM

FACADE CONSULTANT:
AECOM

NOTE :
1. ALL DIMENSIONS ARE IN mm.
2. ALL ELEVATIONS ARE VIEWED FROM OUTSIDE.
3. ALL DIMENSIONS TO BE VERIFIED ON SITE BEFORE FABRICATION.

LEGEND :
X1 / X001 — DETAIL MARK NO. / REFER SHEET NO.
1. F.F.L. --FINISHED FLOOR LEVEL
2. S.F.L. --STRUCTURAL FLOOR LEVEL
3. (/R) --REVERSED DETAIL

NO.	DATE	REVISED	BY

JOB NO. : J-837

PROJECT :
URA KWUN TONG TOWN CENTRE REDEVELOPMENT (AREA 2 & 3) AT NKIL 6514, KWUN TONG, KWLOON

TITLE :
TYPICAL MULLION DETAIL FOR CURTAIN WALL

DATE : 28-JAN-19 | SCALE : 1:2 (A1)

DRAWN BY : ASING | CHECKED BY : -

美特鋁製有限公司
MIDI ALUMINIUM FABRICATOR LTD.
Units 6-8, Sunray Industrial Centre, 1/F
610 Cha Kwo Ling Road, Kowloon
Tel:23489211-4 Fax:(852)27727666

DWG NO. : J837-CW-5020 | REV. : -

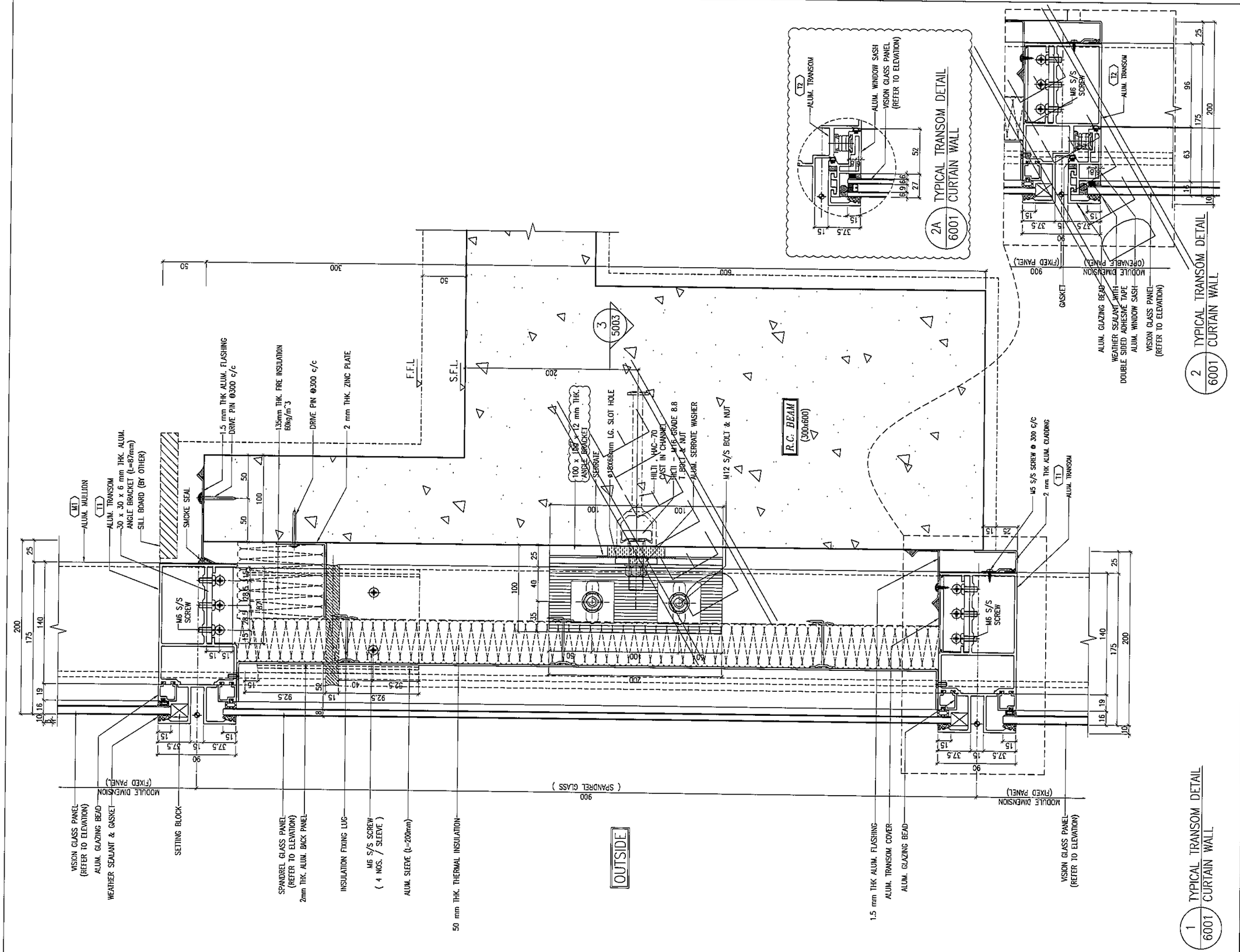

2A 6001 TYPICAL TRANSOM DETAIL CURTAIN WALL

2 6001 TYPICAL TRANSOM DETAIL CURTAIN WALL

1 6001 TYPICAL TRANSOM DETAIL CURTAIN WALL

B.D. REF :

CLIENT :
信和置業有限公司
Sino Land Company Limited

ARCHITECT :
WONG TUNG & PARTNERS LIMITED
ARCHITECTS & PLANNERS

MAIN CONTRACTOR :
CR Construction Company Limited

STRUCTURAL ENGINEER :
AECOM

FACADE CONSULTANT:
AECOM

NOTE :
1. ALL DIMENSIONS ARE IN mm.
2. ALL ELEVATIONS ARE VIEWED FROM OUTSIDE.
3. ALL DIMENSIONS TO BE VERIFIED ON SITE BEFORE FABRICATION.

LEGEND :
X1 — DETAIL MARK NO.
X001 — REFER SHEET NO.
1. F.F.L. --FINISHED FLOOR LEVEL
2. S.F.L. --STRUCTURAL FLOOR LEVEL
3. (VR) --REVERSED DETAIL

NO.	DATE	REVISED	BY
B	24/11/2018	GENERAL REVISED	
A	10/9/2018	GENERAL REVISED	

JOB NO. : J-837

PROJECT :
URA KWUN TONG TOWN CENTRE REDEVELOPMENT (AREA 2 & 3) AT NKIL 6514, KWUN TONG, KWLOON

TITLE :
TYPICAL TRANSOM DETAIL FOR CURTAIN WALL

DATE : 13-JUL-18 | SCALE : 1:2 (A1)

DRAWN BY : ASING | CHECKED BY : -

美特鋁質有限公司
MIDI ALUMINIUM FABRICATOR LTD.
Units 6-8, Sunray Industrial Centre, 1/F
610 Cha Kwo Ling Road, Kowloon
Tel:23489211-4 Fax:(852)27727866

DWG NO. : J837-CW-6001 | REV. : B

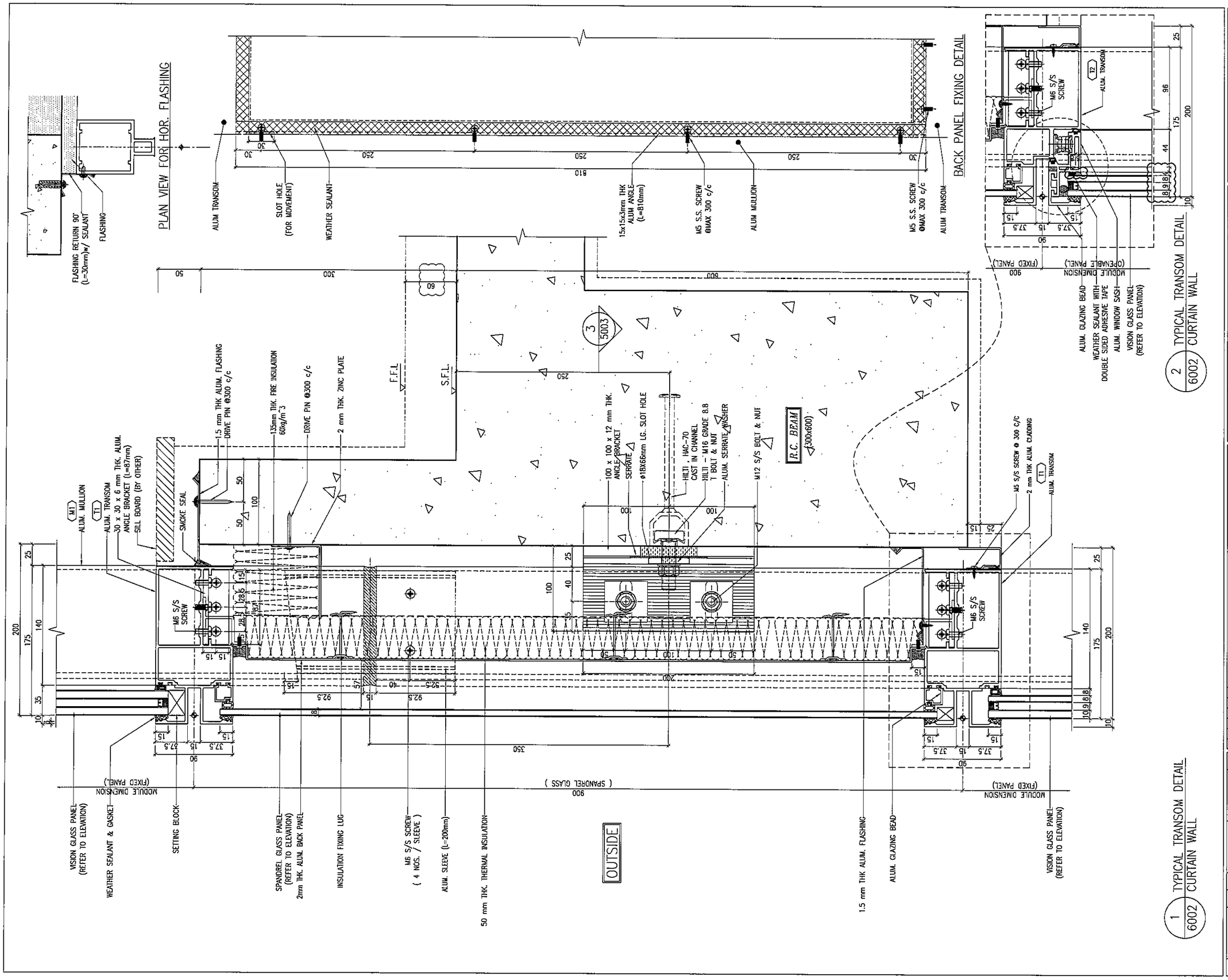

B.D. REF :

CLIENT :
信和置業有限公司
Sino Land Company Limited

ARCHITECT :
WONG TUNG & PARTNERS LIMITED
ARCHITECTS & PLANNERS

MAIN CONTRACTOR :
CR Construction Company Limited

STRUCTURAL ENGINEER :
AECOM

FACADE CONSULTANT:
AECOM

NOTE :
1. ALL DIMENSIONS ARE IN mm.
2. ALL ELEVATIONS ARE VIEWED FROM OUTSIDE.
3. ALL DIMENSIONS TO BE VERIFIED ON SITE BEFORE FABRICATION.

LEGEND :
- X1 / X001 — DETAIL MARK NO. / REFER SHEET NO.
1. F.F.L. --FINISHED FLOOR LEVEL
2. S.F.L. --STRUCTURAL FLOOR LEVEL
3. /R --REVERSED DETAIL

NO.	DATE	REVISED	BY
E	15/02/2019	GENERAL REVISED	
D	22/12/2018	GENERAL REVISED	
C	04/12/2018	GENERAL REVISED	
B	24/11/2018	GENERAL REVISED	
A	10/9/2018	GENERAL REVISED	

JOB NO. : J-837

PROJECT :
URA KWUN TONG TOWN CENTRE REDEVELOPMENT (AREA 2 & 3) AT NKIL 6514, KWUN TONG, KWLOON

TITLE :
TYPICAL TRANSOM DETAIL FOR CURTAIN WALL

DATE : 13-JUL-18 | SCALE : 1:2 (A1)

DRAWN BY : ASING | CHECKED BY : -

美特鋁質有限公司
MIDI ALUMINIUM FABRICATOR LTD.
Units 6-8, Sunray Industrial Centre, 1/F
610 Cha Kwo Ling Road, Kowloon
Tel:23489211-4 Fax:(852)27727666

DWG NO. : J837-CW-6002 | REV. : E

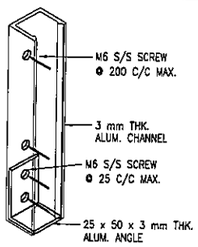

" ISOMETRIC VIEW OF TYPICAL " FIXING OF ALUM. CHANNEL

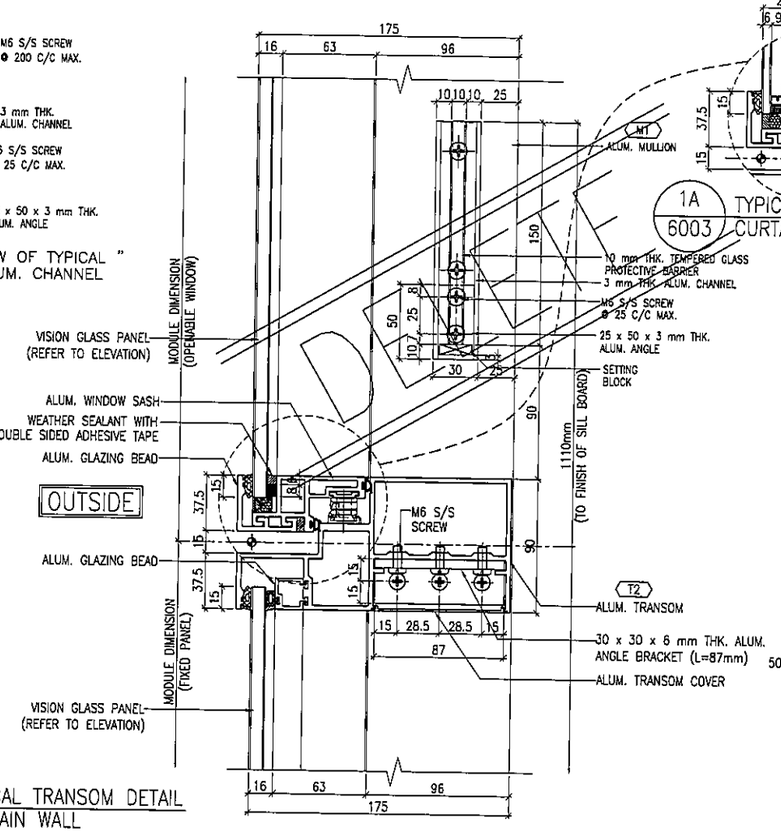

1 / 6003 TYPICAL TRANSOM DETAIL CURTAIN WALL

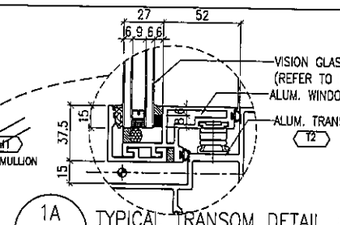

1A / 6003 TYPICAL TRANSOM DETAIL CURTAIN WALL

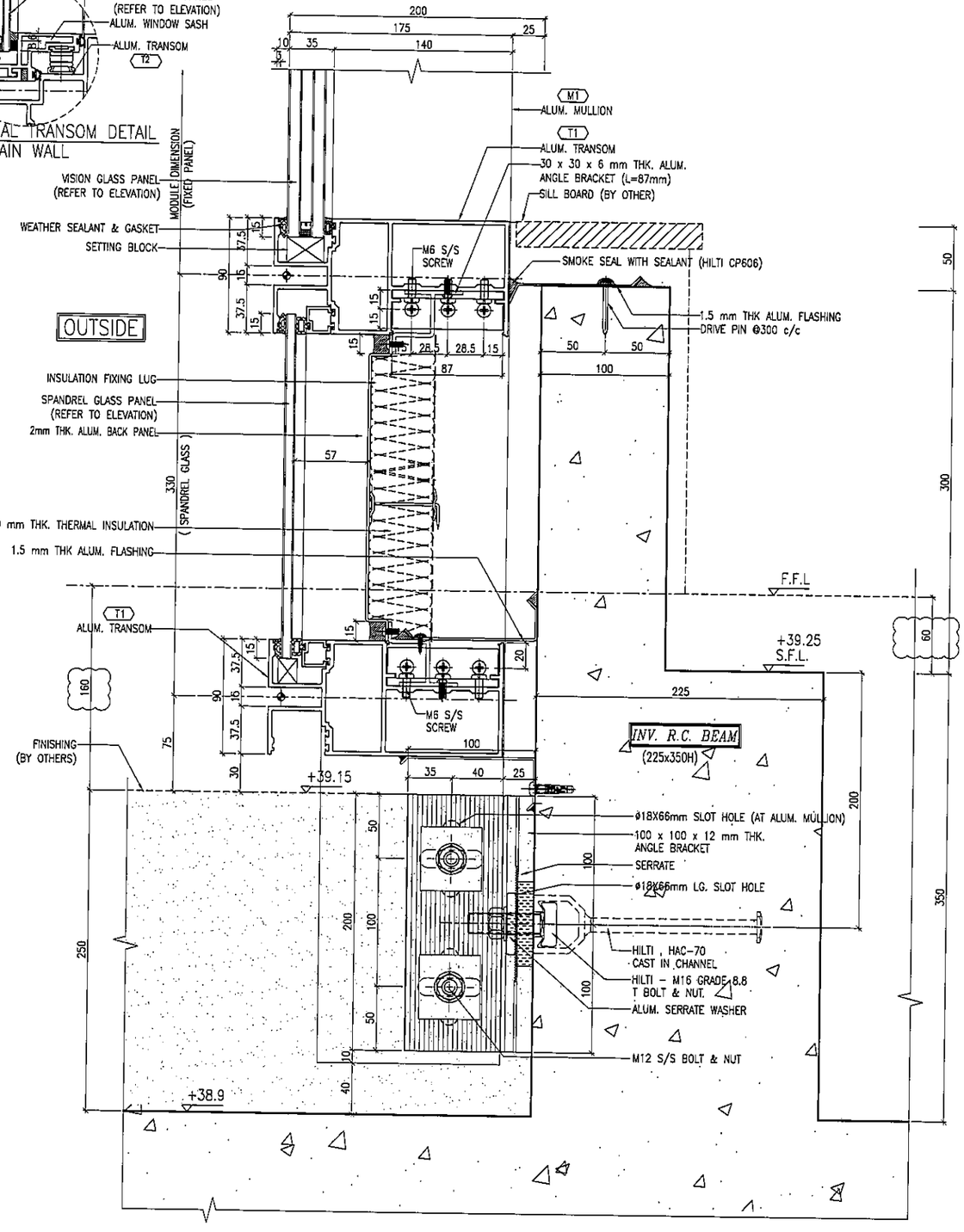

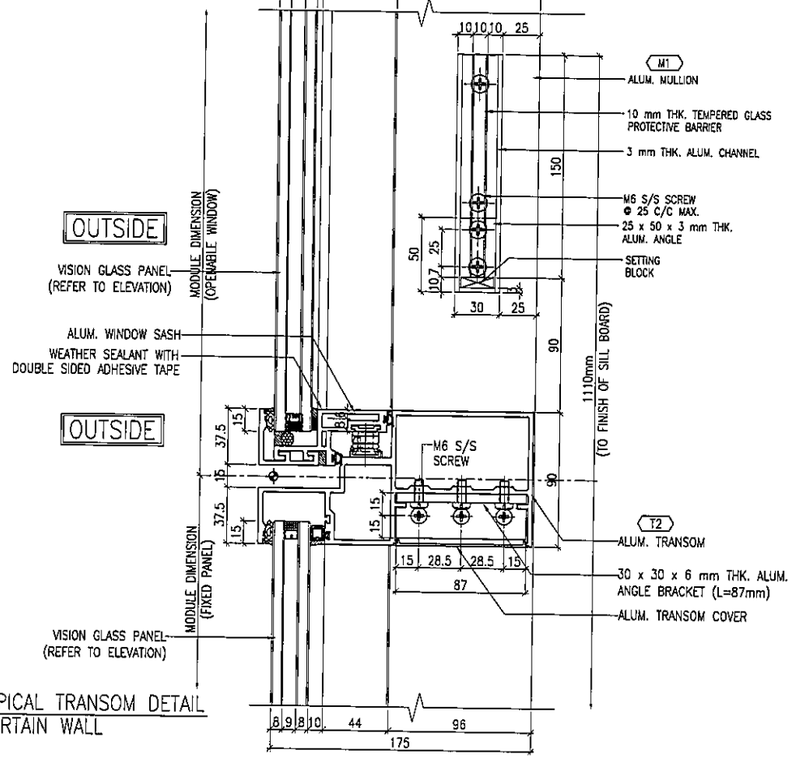

2 / 6003 TYPICAL TRANSOM DETAIL CURTAIN WALL

3 / 6003 TYPICAL BOTTOM SECTION DETAIL CURTAIN WALL

B.D. REF :

CLIENT :
信和置業有限公司
Sino Land Company Limited

ARCHITECT :
WONG TUNG & PARTNERS LIMITED
ARCHITECTS & PLANNERS

MAIN CONTRACTOR :
CR Construction Company Limited

STRUCTURAL ENGINEER :
AECOM

FACADE CONSULTANT:
AECOM

NOTE :
1. ALL DIMENSIONS ARE IN mm.
2. ALL ELEVATIONS ARE VIEWED FROM OUTSIDE.
3. ALL DIMENSIONS TO BE VERIFIED ON SITE BEFORE FABRICATION.

LEGEND :
X1 — DETAIL MARK NO.
X001 — REFER SHEET NO.

1. F.F.L. --FINISHED FLOOR LEVEL
2. S.F.L. --STRUCTURAL FLOOR LEVEL
3. (R) --REVERSED DETAIL

NO.	DATE	REVISED	BY
D	15/02/2019	GENERAL REVISED	
C	22/12/2018	GENERAL REVISED	
B	24/11/2018	GENERAL REVISED	
A	10/9/2018	GENERAL REVISED	

JOB NO. : J-837

PROJECT :
URA KWUN TONG TOWN CENTRE REDEVELOPMENT (AREA 2 & 3) AT NKIL 6514, KWUN TONG, KWLOON

TITLE :
TYPICAL TRANSOM DETAIL FOR CURTAIN WALL

DATE : 13-JUL-18 | SCALE : 1:2 (A1)

DRAWN BY : Asing | CHECKED BY : -

美特鋁製有限公司
MIDI ALUMINIUM FABRICATOR LTD.
Units 6-8, Sunray Industrial Centre, 1/F
610 Cha Kwo Ling Road, Kowloon
Tel:23489211-4 Fax:(852)27727666

DWG NO. : J837-CW-6003 | REV. : D

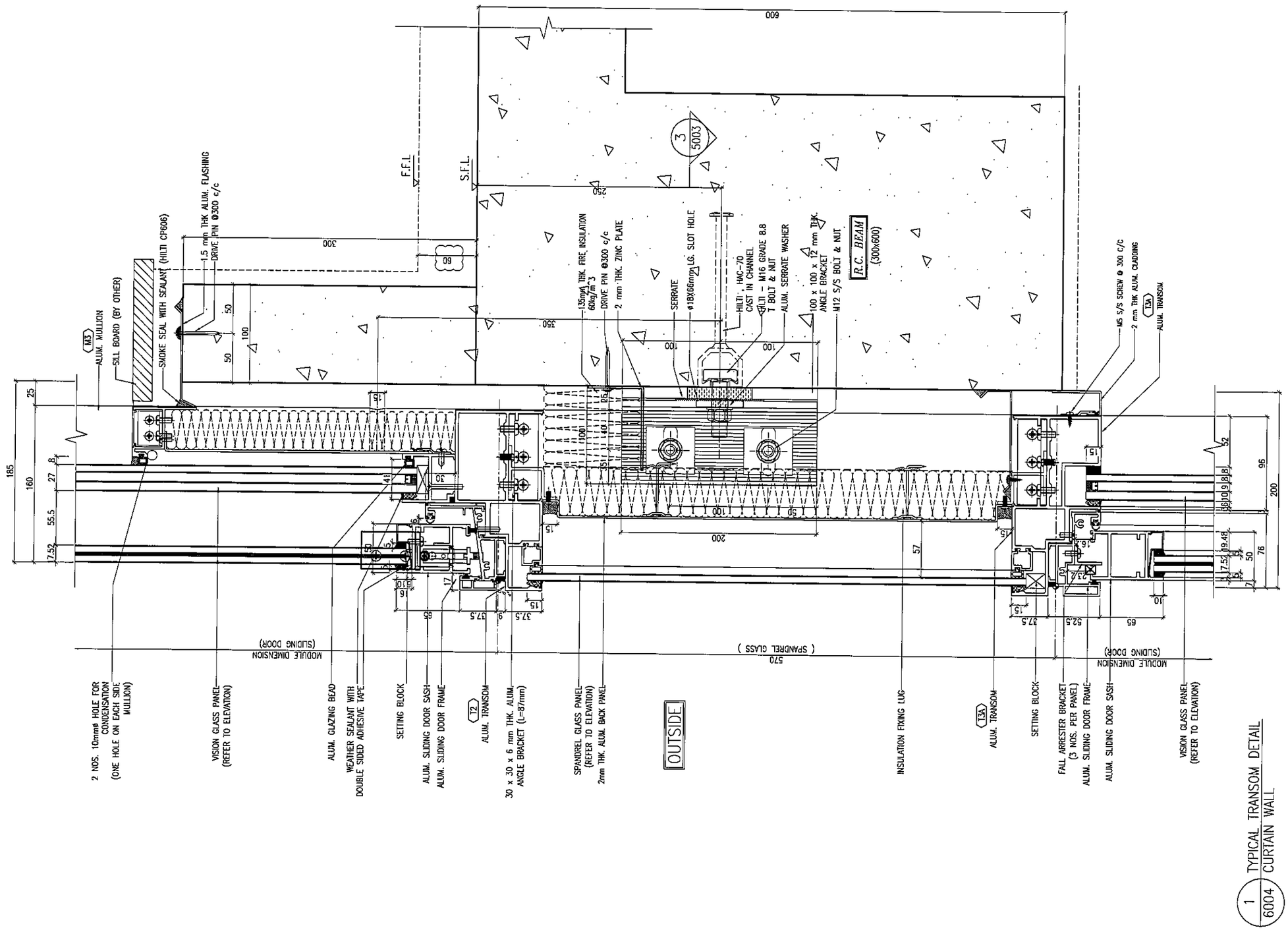

1 / 6004 TYPICAL TRANSOM DETAIL OF CURTAIN WALL

B.D. REF :

CLIENT :
信和置業有限公司
Sino Land Company Limited

ARCHITECT :
WONG TUNG & PARTNERS LIMITED
ARCHITECTS & PLANNERS

MAIN CONTRACTOR :
CR Construction Company Limited

STRUCTURAL ENGINEER :
AECOM

FACADE CONSULTANT:
AECOM

NOTE :
1. ALL DIMENSIONS ARE IN mm.
2. ALL ELEVATIONS ARE VIEWED FROM OUTSIDE.
3. ALL DIMENSIONS TO BE VERIFIED ON SITE BEFORE FABRICATION.

LEGEND :
X1 — DETAIL MARK NO.
X001 — REFER SHEET NO.

1. F.F.L. --- FINISHED FLOOR LEVEL
2. S.F.L. --- STRUCTURAL FLOOR LEVEL
3. /R --- REVERSED DETAIL

NO.	DATE	REVISED	BY
D	15/02/2019	GENERAL REVISED	
C	04/12/2018	GENERAL REVISED	
B	24/11/2018	GENERAL REVISED	
A	10/9/2018	GENERAL REVISED	

JOB NO. : J-837

PROJECT :
URA KWUN TONG TOWN CENTRE REDEVELOPMENT (AREA 2 & 3) AT NKIL 6514, KWUN TONG, KWLOON

TITLE :
TYPICAL TRANSOM DETAIL FOR CURTAIN WALL

DATE : 13-JUL-18 | SCALE : 1:2 (A1)

DRAWN BY : ASING | CHECKED BY : -

美特鋁質有限公司
MIDI ALUMINIUM FABRICATOR LTD.
Units 6-8, Sunray Industrial Centre, 1/F
610 Cha Kwo Ling Road, Kowloon
Tel:23489211-4 Fax:(852)27727666

DWG NO. : J837-CW-6004 | REV. : D

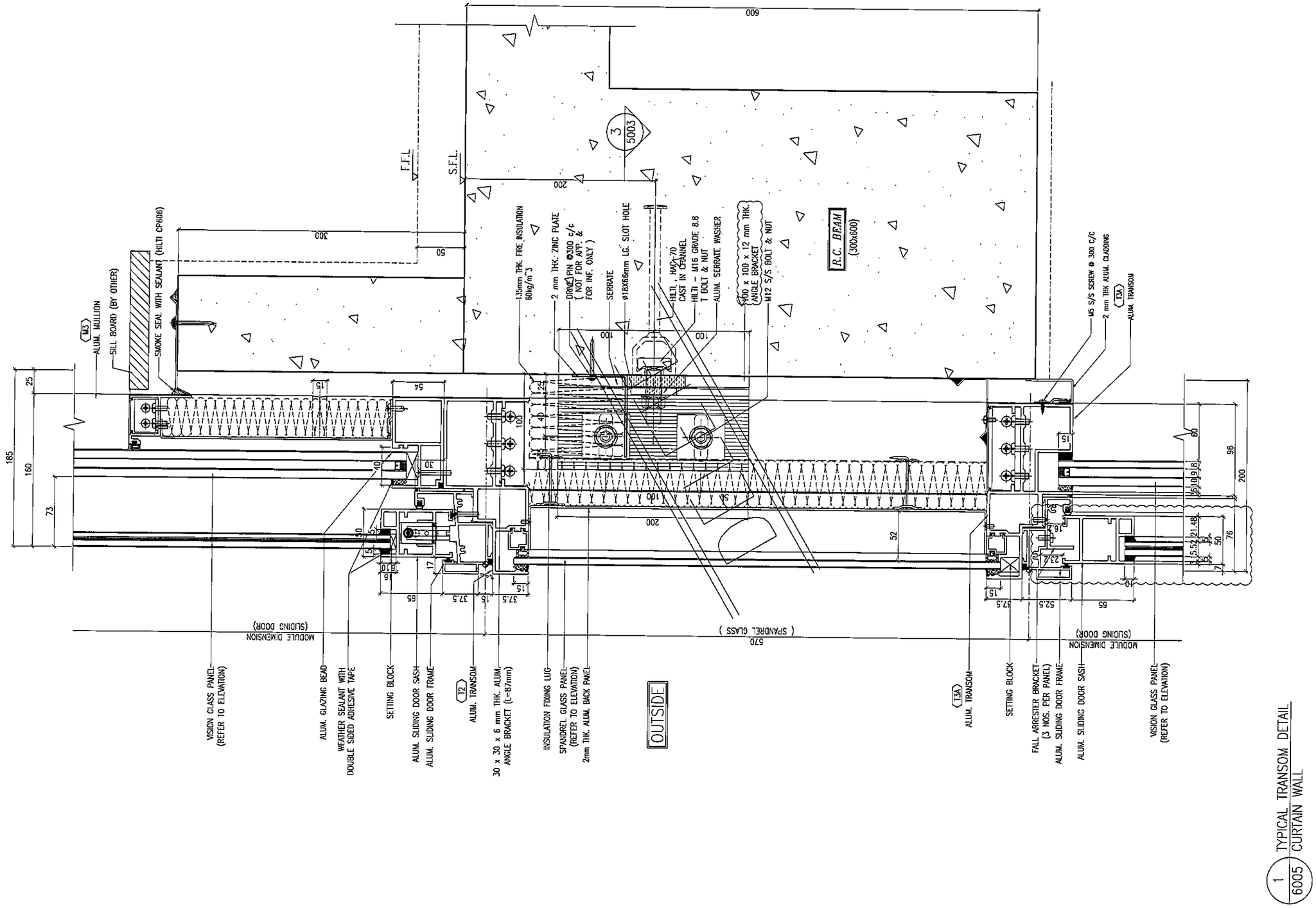

1 / 6005 TYPICAL TRANSOM DETAIL CURTAIN WALL

B.D. REF :

CLIENT :
信和置業有限公司
Sino Land Company Limited

ARCHITECT :
WONG TUNG & PARTNERS LIMITED
ARCHITECTS & PLANNERS

MAIN CONTRACTOR :
CR Construction Company Limited

STRUCTURAL ENGINEER :
AECOM

FACADE CONSULTANT:
AECOM

NOTE :
1. ALL DIMENSIONS ARE IN mm.
2. ALL ELEVATIONS ARE VIEWED FROM OUTSIDE.
3. ALL DIMENSIONS TO BE VERIFIED ON SITE BEFORE FABRICATION.

LEGEND :
X1 — DETAIL MARK NO.
X001 — REFER SHEET NO.

1. F.F.L. --FINISHED FLOOR LEVEL
2. S.F.L. --STRUCTURAL FLOOR LEVEL
3. (R) --REVERSED DETAIL

NO.	DATE	REVISED	BY
B	24/11/2018	GENERAL REVISED	
A	10/9/2018	GENERAL REVISED	

JOB NO. : J-837

PROJECT :
URA KWUN TONG TOWN CENTRE REDEVELOPMENT (AREA 2 & 3) AT NKIL 6514, KWUN TONG, KWLOON

TITLE :
TYPICAL TRANSOM DETAIL FOR CURTAIN WALL

DATE : 13-JUL-18 | SCALE : 1:2 (A1)

DRAWN BY : ASING | CHECKED BY : –

美特鋁質有限公司
MIDI ALUMINIUM FABRICATOR LTD.
Units 6-8, Sunray Industrial Centre, 1/F
610 Cha Kwo Ling Road, Kowloon
Tel:23489211-4 Fax:(852)27727666

DWG NO. : J837-CW-6005 | REV. : B

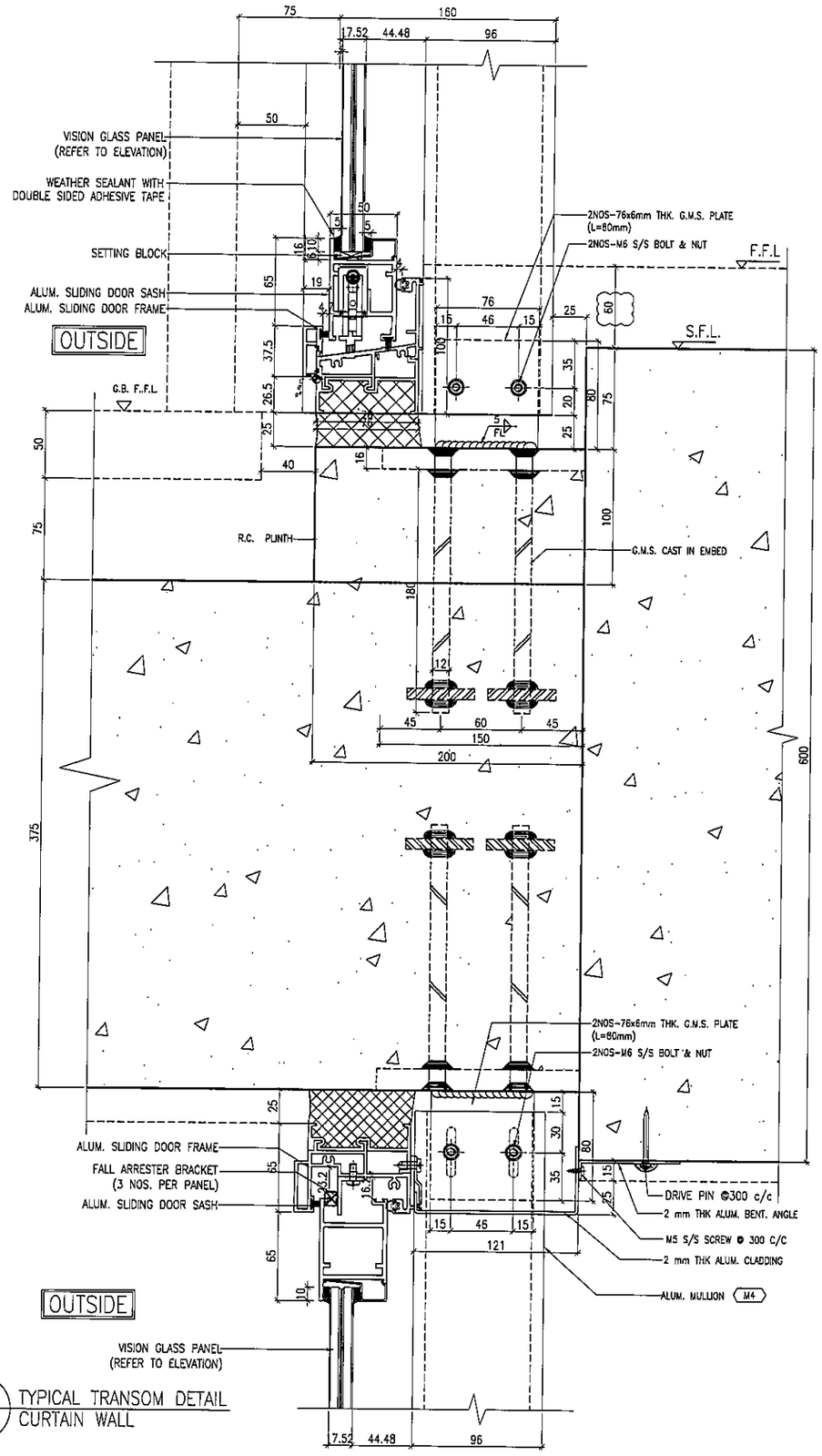

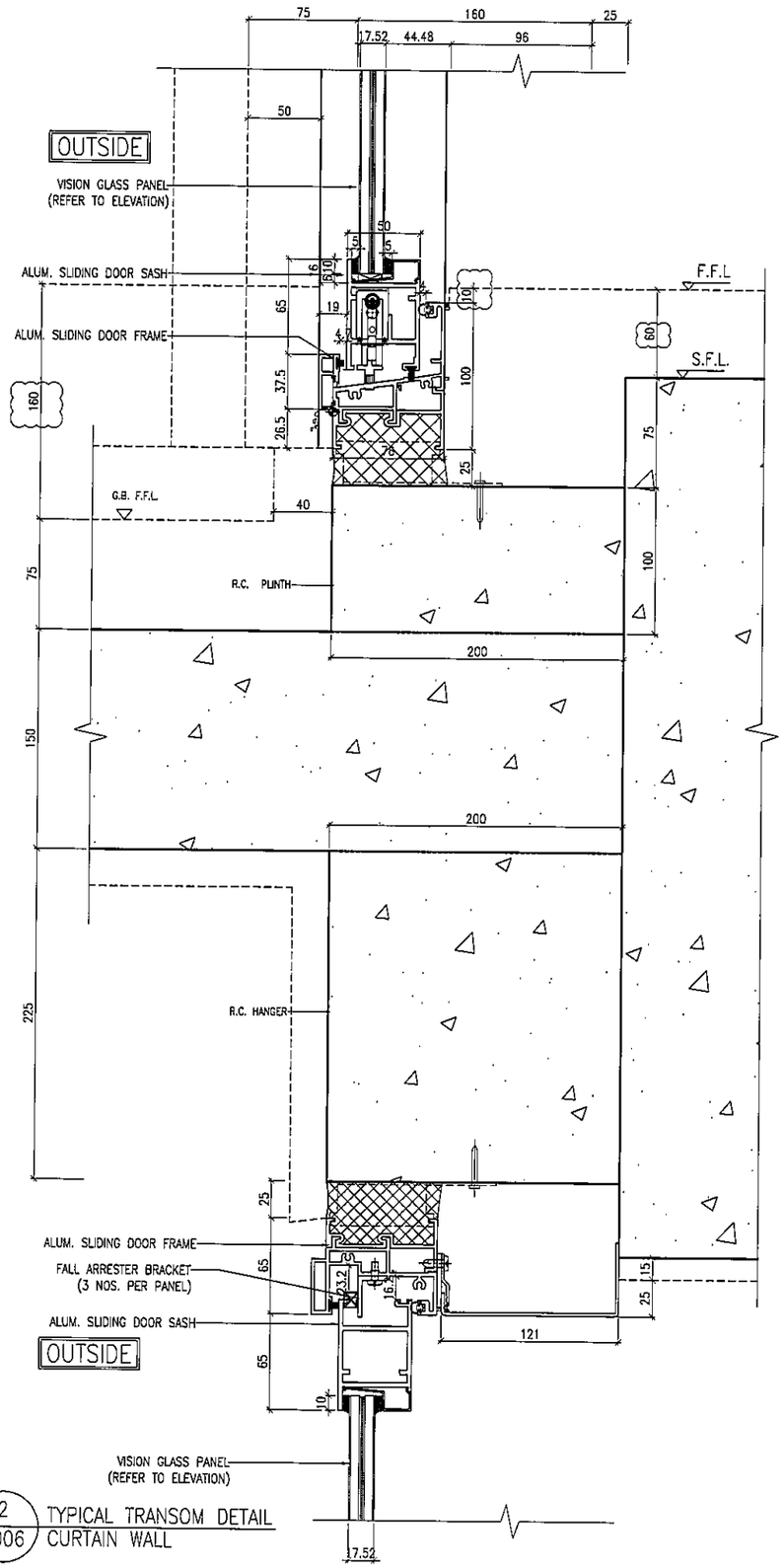

B.D. REF :

CLIENT :
信和置業有限公司
Sino Land Company Limited

ARCHITECT :
WONG TUNG & PARTNERS LIMITED
ARCHITECTS & PLANNERS

MAIN CONTRACTOR :
CR Construction Company Limited

STRUCTURAL ENGINEER :
AECOM

FACADE CONSULTANT:
AECOM

NOTE :
1. ALL DIMENSIONS ARE IN mm.
2. ALL ELEVATIONS ARE VIEWED FROM OUTSIDE.
3. ALL DIMENSIONS TO BE VERIFIED ON SITE BEFORE FABRICATION.

LEGEND :
X1 — DETAIL MARK NO.
X001 — REFER SHEET NO.
1. F.F.L. --FINISHED FLOOR LEVEL
2. S.F.L. --STRUCTURAL FLOOR LEVEL
3. /R --REVERSED DETAIL

NO.	DATE	REVISED	BY
D	15/02/2019	GENERAL REVISED	
C	04/12/2018	GENERAL REVISED	
B	24/11/2018	GENERAL REVISED	
A	10/9/2018	GENERAL REVISED	

JOB NO. : J-837

PROJECT :
URA KWUN TONG TOWN CENTRE REDEVELOPMENT (AREA 2 & 3) AT NKIL 6514, KWUN TONG, KWLOON

TITLE :
TYPICAL TRANSOM DETAIL FOR CURTAIN WALL

DATE : 13-JUL-18 | SCALE : 1:2 (A1)

DRAWN BY : ASING | CHECKED BY : -

美特鋁質有限公司
MIDI ALUMINIUM FABRICATOR LTD.
Units 6-8, Sunray Industrial Centre, 1/F
610 Cha Kwo Ling Road, Kowloon
Tel:23469211-4 Fax:(852)27727666

DWG NO. : J837-CW-6006 | REV. : D

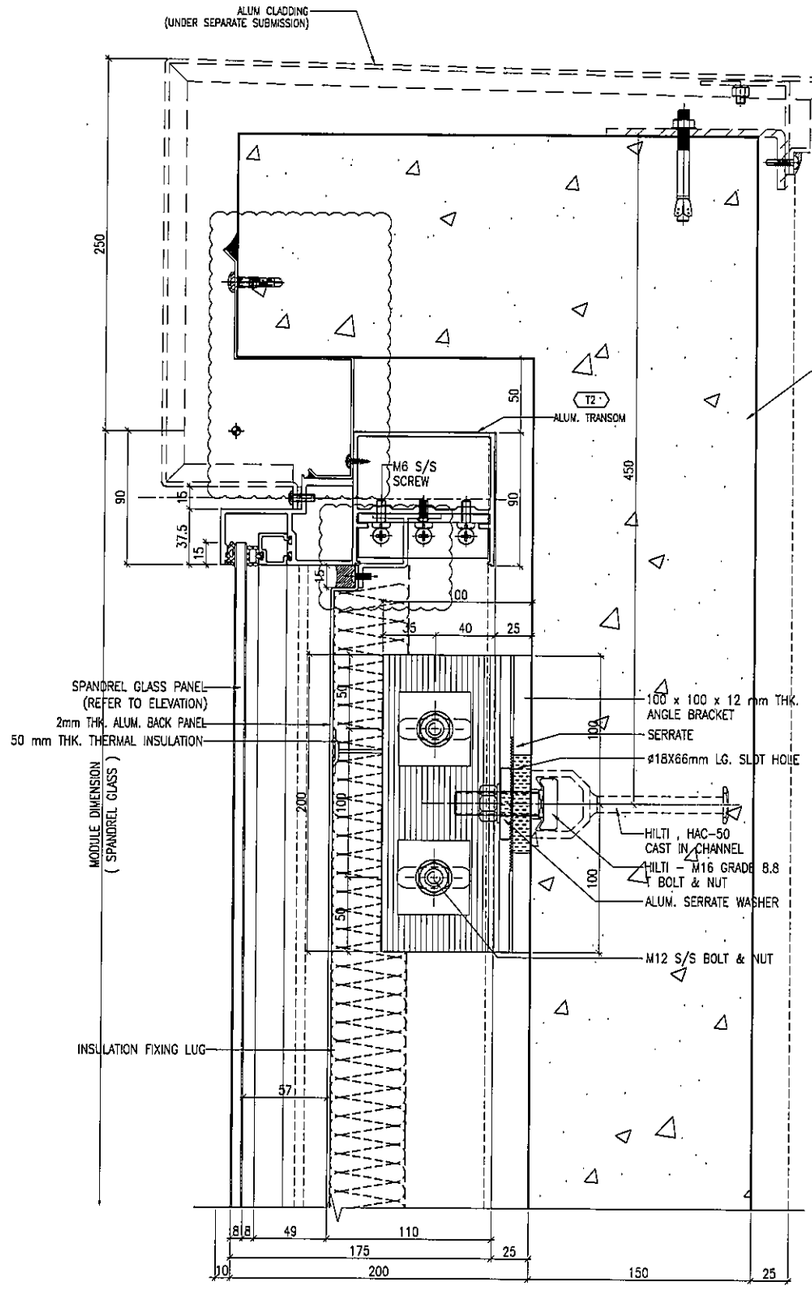

1 / 6007 TYPICAL TRANSOM DETAIL CURTAIN WALL

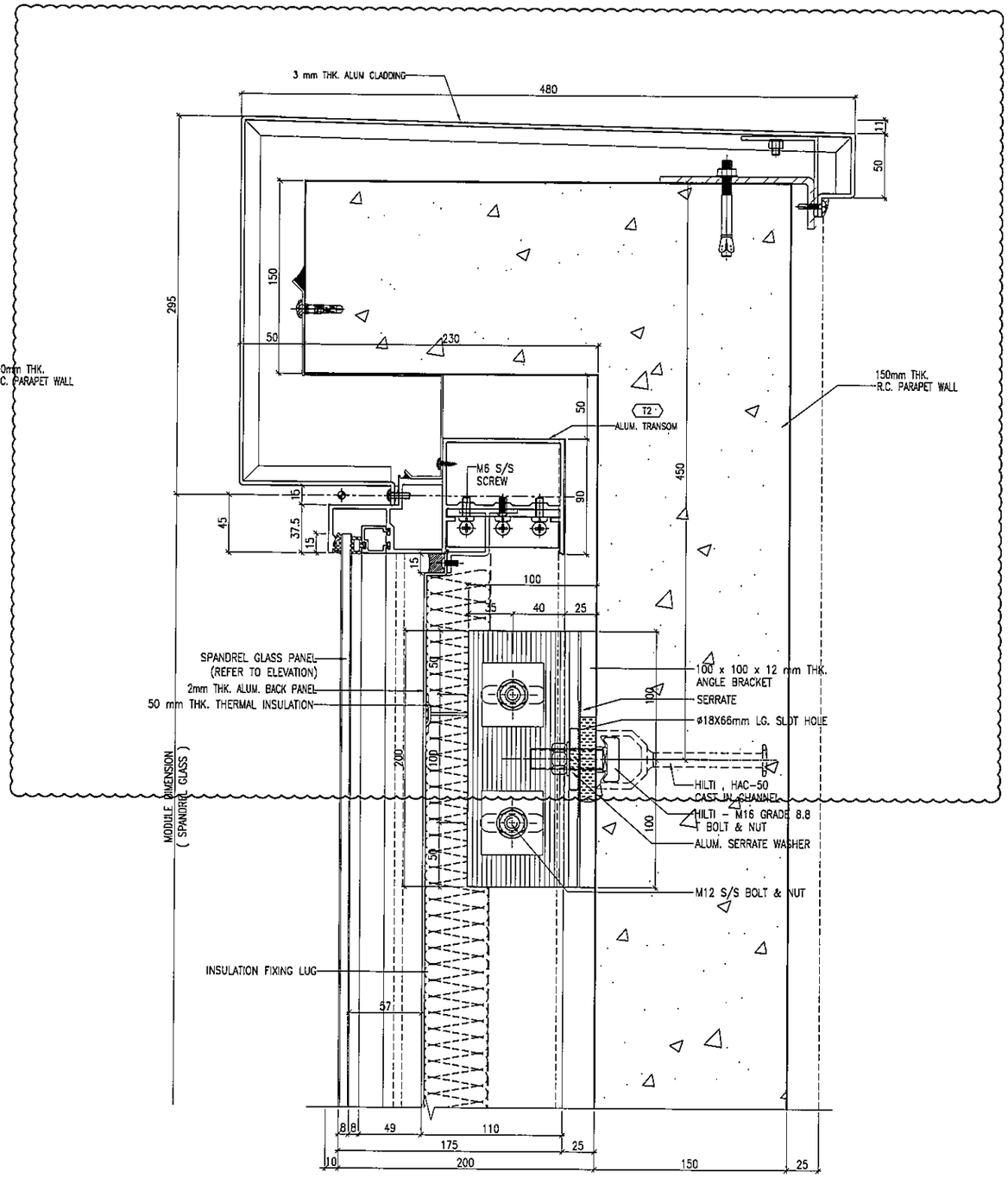

2 / 6007 TYPICAL TRANSOM DETAIL CURTAIN WALL

B.D. REF :

CLIENT :
信和置業有限公司
Sino Land Company Limited

ARCHITECT :
WONG TUNG & PARTNERS LIMITED
ARCHITECTS & PLANNERS

MAIN CONTRACTOR :
CR Construction Company Limited

STRUCTURAL ENGINEER :
AECOM

FACADE CONSULTANT:
AECOM

NOTE :
1. ALL DIMENSIONS ARE IN mm.
2. ALL ELEVATIONS ARE VIEWED FROM OUTSIDE.
3. ALL DIMENSIONS TO BE VERIFIED ON SITE BEFORE FABRICATION.

LEGEND :
X1 / X001 — DETAIL MARK NO. / REFER SHEET NO.
1. F.F.L. --FINISHED FLOOR LEVEL
2. S.F.L. --STRUCTURAL FLOOR LEVEL
3. /R --REVERSED DETAIL

NO.	DATE	REVISED	BY
C	22/12/2018	GENERAL REVISED	
B	24/11/2018	GENERAL REVISED	
A	10/9/2018	GENERAL REVISED	

JOB NO. : J-837

PROJECT :
URA KWUN TONG TOWN CENTRE
REDEVELOPMENT (AREA 2 & 3) AT
NKIL 6514, KWUN TONG, KWLOON

TITLE :
TYPICAL TRANSOM DETAIL
FOR CURTAIN WALL

DATE : 13-JUL-18 | SCALE : 1:2 (A1)

DRAWN BY : ASING | CHECKED BY : -

美特鋁製有限公司
MIDI ALUMINIUM FABRICATOR LTD.
Units 6-8, Sunray Industrial Centre, 1/F
610 Cha Kwo Ling Road, Kowloon
Tel:23489211-4 Fax:(852)27727666

DWG NO. : J837-CW-6007 | REV. : C

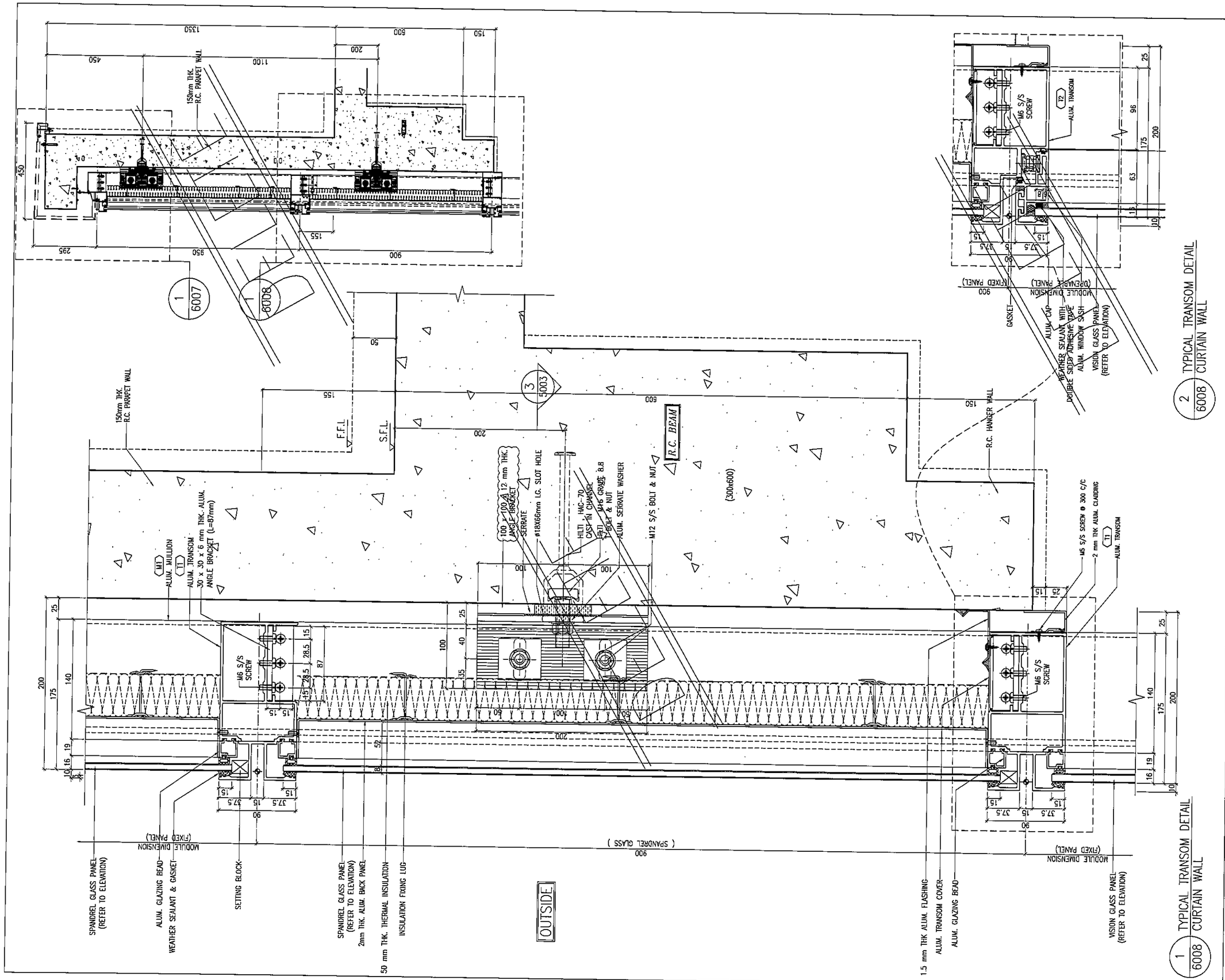

B.D. REF :

CLIENT :
信和置業有限公司
Sino Land Company Limited

ARCHITECT :
WONG TUNG & PARTNERS LIMITED
ARCHITECTS & PLANNERS

MAIN CONTRACTOR :
CR Construction Company Limited

STRUCTURAL ENGINEER :
AECOM

FACADE CONSULTANT:
AECOM

NOTE :
1. ALL DIMENSIONS ARE IN mm.
2. ALL ELEVATIONS ARE VIEWED FROM OUTSIDE.
3. ALL DIMENSIONS TO BE VERIFIED ON SITE BEFORE FABRICATION.

LEGEND :
X1 / X001 — DETAIL MARK NO. / REFER SHEET NO.
1. F.F.L. --FINISHED FLOOR LEVEL
2. S.F.L. --STRUCTURAL FLOOR LEVEL
3. (R) --REVERSED DETAIL

NO.	DATE	REVISED	BY
B	24/11/2018	GENERAL REVISED	
A	10/9/2018	GENERAL REVISED	

JOB NO. : J-837

PROJECT :
URA KWUN TONG TOWN CENTRE REDEVELOPMENT (AREA 2 & 3) AT NKIL 6514, KWUN TONG, KWLOON

TITLE :
TYPICAL TRANSOM DETAIL FOR CURTAIN WALL

DATE : 13-JUL-18 | SCALE : 1:2 (A1)

DRAWN BY : ASING | CHECKED BY : -

美特鋁製有限公司
MIDI ALUMINIUM FABRICATOR LTD.
Units 6-8, Sunray Industrial Centre, 1/F
610 Cha Kwo Ling Road, Kowloon
Tel:23489211-4 Fax:(852)27727666

DWG NO. : J837-CW-6008 | REV. : B

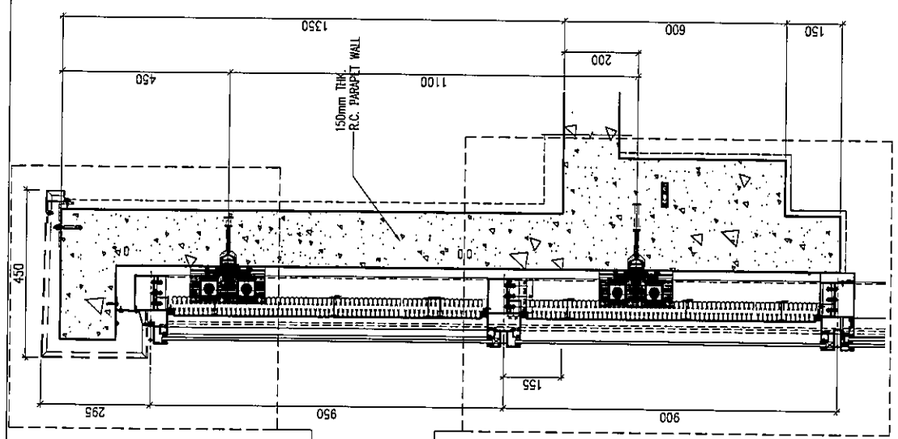

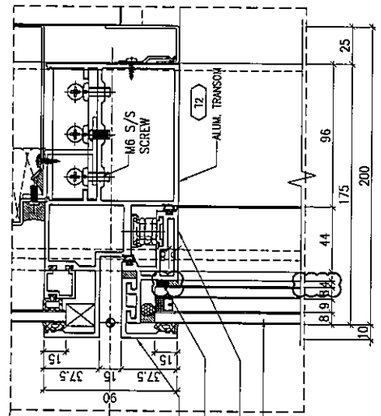

2 / 6009 TYPICAL TRANSOM DETAIL CURTAIN WALL

1 / 6007

1 / 6008

3 / 5003

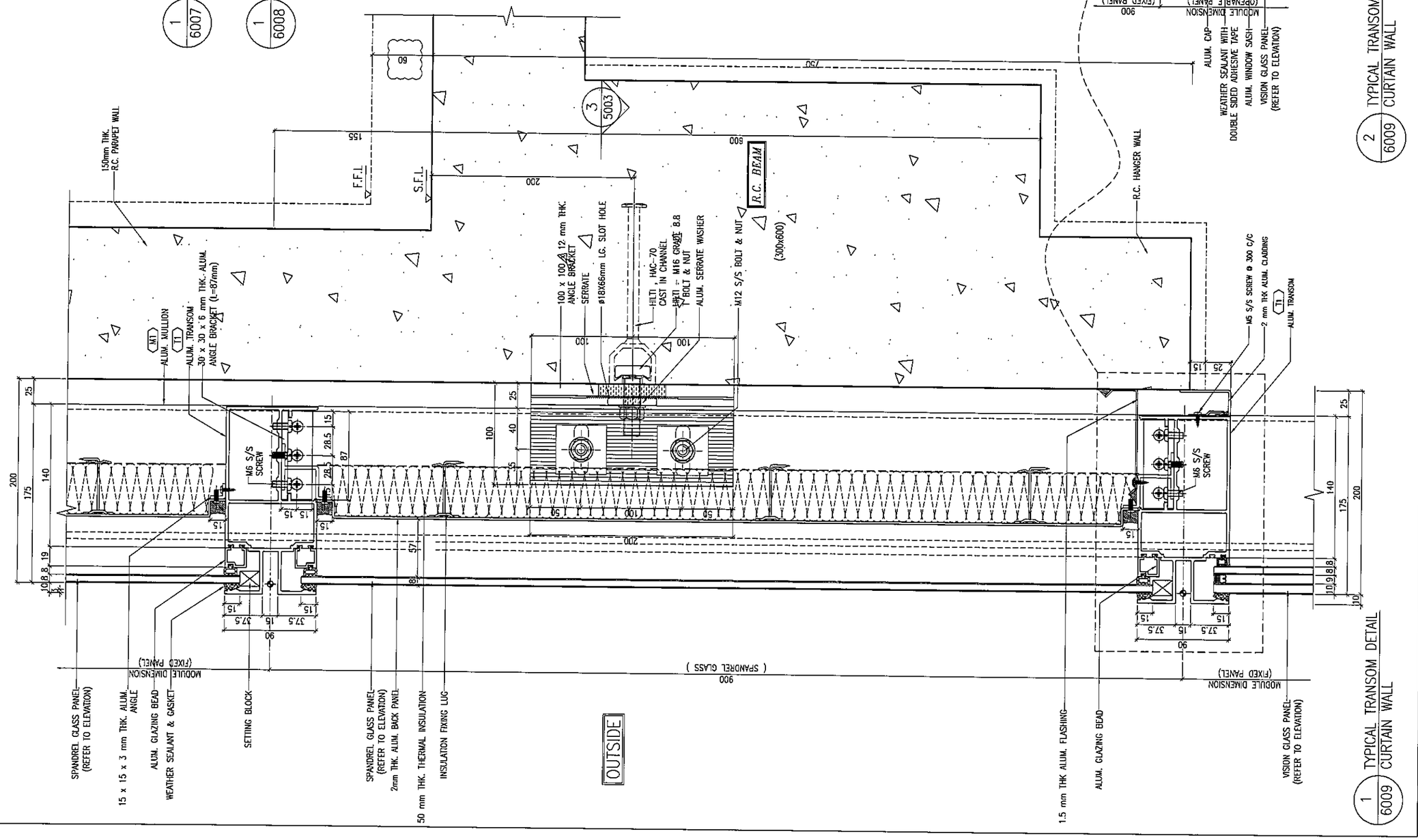

1 / 6009 TYPICAL TRANSOM DETAIL CURTAIN WALL

B.D. REF :

CLIENT :
信和置業有限公司
Sino Land Company Limited

ARCHITECT :
WONG TUNG & PARTNERS LIMITED
ARCHITECTS & PLANNERS

MAIN CONTRACTOR :
CR Construction Company Limited

STRUCTURAL ENGINEER :
AECOM

FACADE CONSULTANT:
AECOM

NOTE :
1. ALL DIMENSIONS ARE IN mm.
2. ALL ELEVATIONS ARE VIEWED FROM OUTSIDE.
3. ALL DIMENSIONS TO BE VERIFIED ON SITE BEFORE FABRICATION.

LEGEND :
X1 / X001 — DETAIL MARK NO. / REFER SHEET NO.
1. F.F.L. --FINISHED FLOOR LEVEL
2. S.F.L. --STRUCTURAL FLOOR LEVEL
3. (R) --REVERSED DETAIL

NO.	DATE	REVISED	BY
D	15/02/2019	GENERAL REVISED	
C	22/12/2018	GENERAL REVISED	
B	24/11/2018	GENERAL REVISED	
A	10/9/2018	GENERAL REVISED	

JOB NO. : J-837

PROJECT :
URA KWUN TONG TOWN CENTRE REDEVELOPMENT (AREA 2 & 3) AT NKIL 6514, KWUN TONG, KWLOON

TITLE :
TYPICAL TRANSOM DETAIL FOR CURTAIN WALL

DATE : 13-JUL-18 | SCALE : 1:2 (A1)

DRAWN BY : ASING | CHECKED BY : -

美特鋁質有限公司
MIDI ALUMINUM FABRICATOR LTD.
Units 6-8, Sunray Industrial Centre, 1/F
610 Cha Kwo Ling Road, Kowloon
Tel:23489211-4 Fax:(852)27727666

DWG NO. : J837-CW-6009 | REV. : D

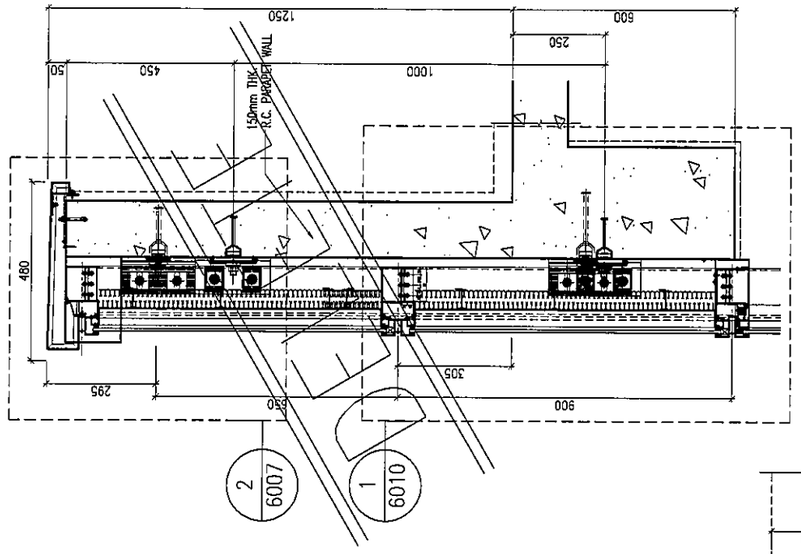

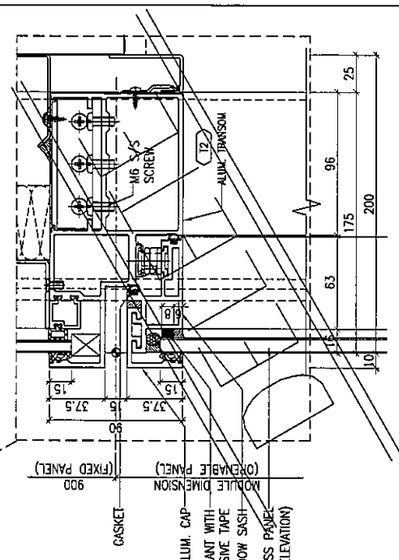

2 6010 TYPICAL TRANSOM DETAIL CURTAIN WALL

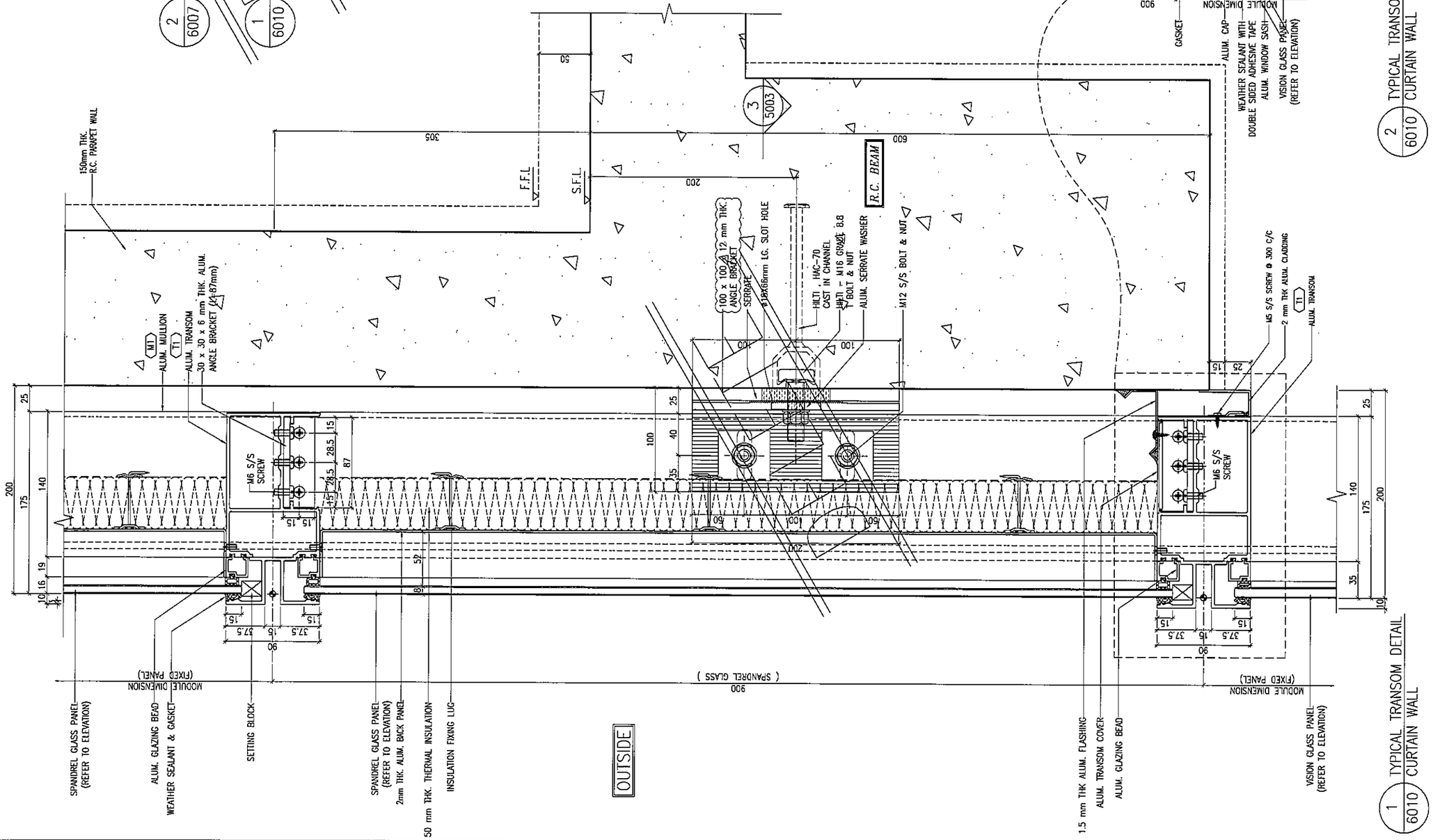

1 6010 TYPICAL TRANSOM DETAIL CURTAIN WALL

B.D. REF :

CLIENT :
信和置業有限公司
Sino Land Company Limited

ARCHITECT :
WONG TUNG & PARTNERS LIMITED
ARCHITECTS & PLANNERS

MAIN CONTRACTOR :
CR Construction Company Limited

STRUCTURAL ENGINEER :
AECOM

FACADE CONSULTANT:
AECOM

NOTE :
1. ALL DIMENSIONS ARE IN mm.
2. ALL ELEVATIONS ARE VIEWED FROM OUTSIDE.
3. ALL DIMENSIONS TO BE VERIFIED ON SITE BEFORE FABRICATION.

LEGEND :
X1 — DETAIL MARK NO.
X001 — REFER SHEET NO.

1. F.F.L. --FINISHED FLOOR LEVEL
2. S.F.L. --STRUCTURAL FLOOR LEVEL
3. /R --REVERSED DETAIL

NO.	DATE	REVISED	BY
B	24/11/2018	GENERAL REVISED	
A	10/9/2018	GENERAL REVISED	

JOB NO. : J-837

PROJECT :
URA KWUN TONG TOWN CENTRE REDEVELOPMENT (AREA 2 & 3) AT NKIL 6514, KWUN TONG, KWLOON

TITLE :
TYPICAL TRANSOM DETAIL FOR CURTAIN WALL

DATE : 13-JUL-18 | SCALE : 1:2 (A1)

DRAWN BY : ASING | CHECKED BY : --

美特鋁製有限公司
MIDI ALUMINIUM FABRICATOR LTD.
Units 6-8, Sunray Industrial Centre, 1/F
610 Cha Kwo Ling Road, Kowloon
Tel:23489211-4 Fax:(852)27727666

DWG NO. : J837-CW-6010 | REV. : B

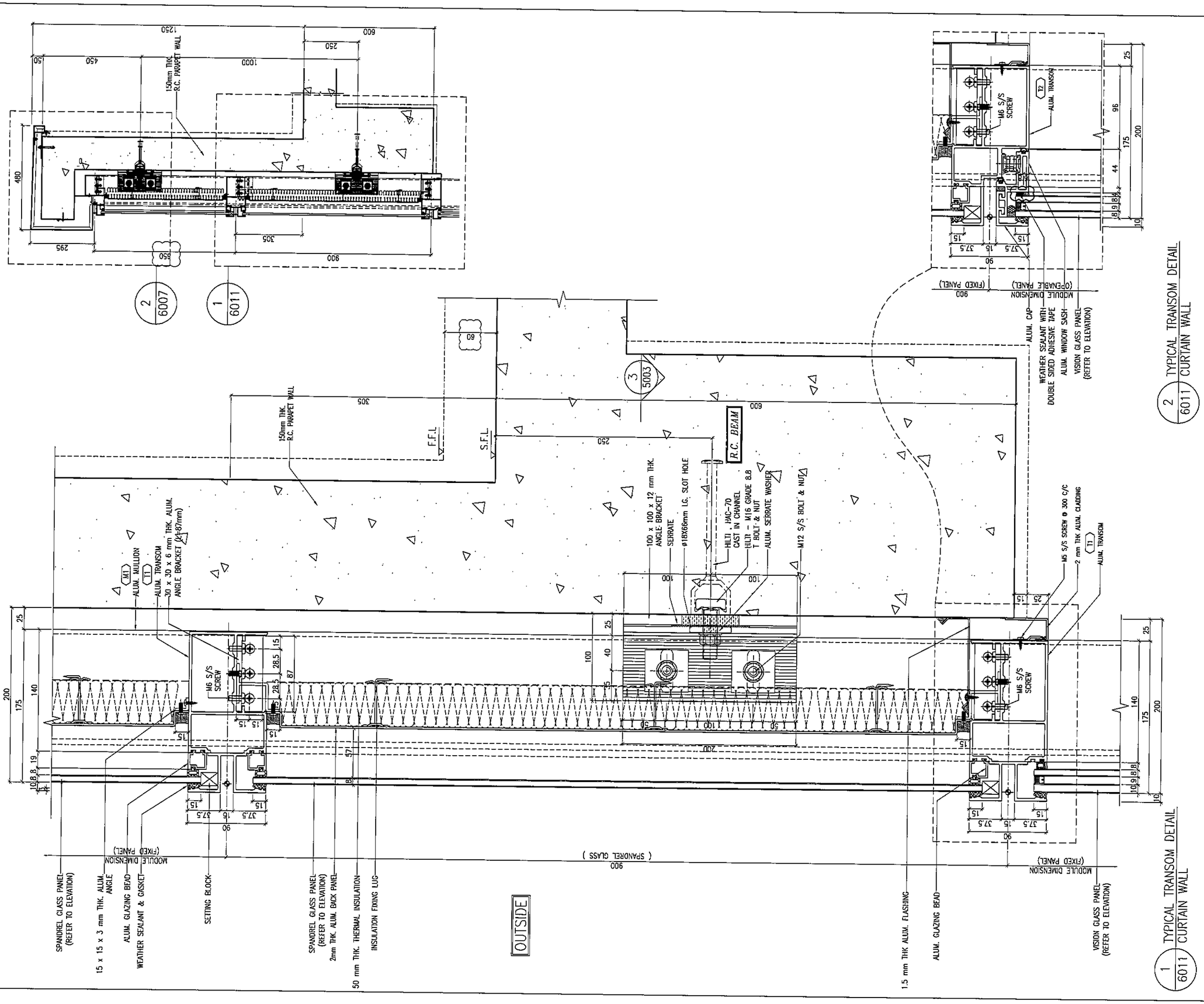

B.D. REF :

CLIENT :
信和置業有限公司
Sino Land Company Limited

ARCHITECT :
WONG TUNG & PARTNERS LIMITED
ARCHITECTS & PLANNERS

MAIN CONTRACTOR :
CR Construction Company Limited

STRUCTURAL ENGINEER :
AECOM

FACADE CONSULTANT:
AECOM

NOTE :
1. ALL DIMENSIONS ARE IN mm.
2. ALL ELEVATIONS ARE VIEWED FROM OUTSIDE.
3. ALL DIMENSIONS TO BE VERIFIED ON SITE BEFORE FABRICATION.

LEGEND :
X1 / XG01 — DETAIL MARK NO. / REFER SHEET NO.
1. F.F.L. --FINISHED FLOOR LEVEL
2. S.F.L. --STRUCTURAL FLOOR LEVEL
3. /R --REVERSED DETAIL

NO.	DATE	REVISED	BY
E	15/02/2019	GENERAL REVISED	
D	09/01/2019	GENERAL REVISED	
C	22/12/2018	GENERAL REVISED	
B	24/11/2018	GENERAL REVISED	
A	10/9/2018	GENERAL REVISED	

JOB NO. : J-837

PROJECT :
URA KWUN TONG TOWN CENTRE REDEVELOPMENT (AREA 2 & 3) AT NKIL 6514, KWUN TONG, KWLOON

TITLE :
TYPICAL TRANSOM DETAIL FOR CURTAIN WALL

DATE : 13-JUL-18 | SCALE : 1:2 (A1)

DRAWN BY : ASING | CHECKED BY : -

美特鋁質有限公司
MIDI ALUMINIUM FABRICATOR LTD.
Units 6-8, Sunray Industrial Centre, 1/F
610 Cha Kwo Ling Road, Kowloon
Tel:23489211-4 Fax:(852)27727666

DWG NO. : J837-CW-6011 | REV. : E

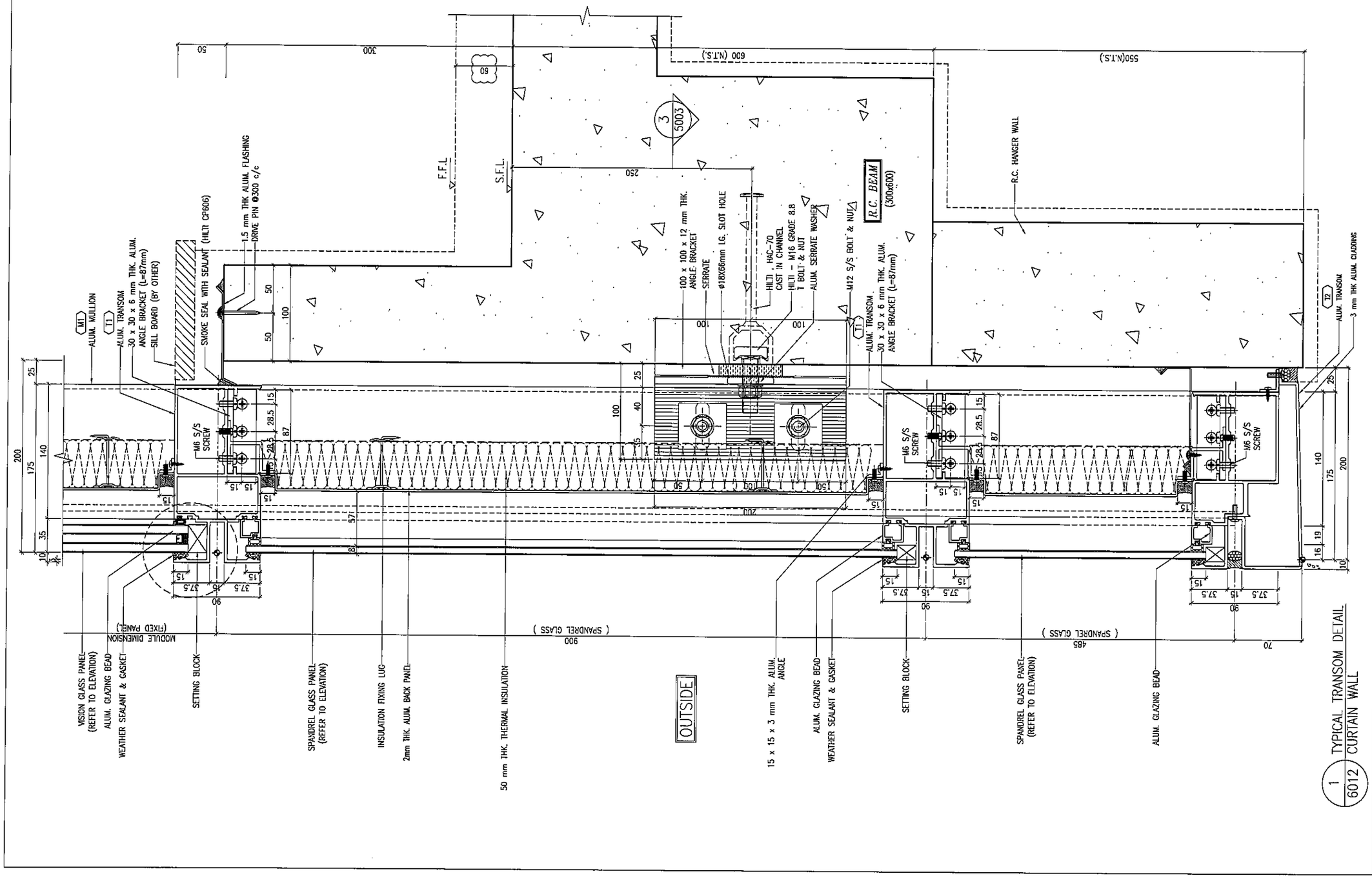

B.D. REF :

CLIENT :
信和置業有限公司
Sino Land Company Limited

ARCHITECT :
WONG TUNG & PARTNERS LIMITED
ARCHITECTS & PLANNERS

MAIN CONTRACTOR :
CR Construction Company Limited

STRUCTURAL ENGINEER :
AECOM

FACADE CONSULTANT:
AECOM

NOTE :
1. ALL DIMENSIONS ARE IN mm.
2. ALL ELEVATIONS ARE VIEWED FROM OUTSIDE.
3. ALL DIMENSIONS TO BE VERIFIED ON SITE BEFORE FABRICATION.

LEGEND :
X1 / X001 — DETAIL MARK NO. / REFER SHEET NO.
1. F.F.L. --FINISHED FLOOR LEVEL
2. S.F.L. --STRUCTURAL FLOOR LEVEL
3. /R --REVERSED DETAIL

NO.	DATE	REVISED	BY
E	15/02/2019	GENERAL REVISED	
D	22/12/2018	GENERAL REVISED	
C	04/12/2018	GENERAL REVISED	
B	24/11/2018	GENERAL REVISED	
A	10/9/2018	GENERAL REVISED	

JOB NO. : J-837

PROJECT :
URA KWUN TONG TOWN CENTRE REDEVELOPMENT (AREA 2 & 3) AT NKIL 6514, KWUN TONG, KWLOON

TITLE :
TYPICAL TRANSOM DETAIL FOR CURTAIN WALL

DATE : 13-JUL-18 | SCALE : 1:2 (A1)

DRAWN BY : ASING | CHECKED BY : -

美特鋁質有限公司
MIDI ALUMINIUM FABRICATOR LTD.
Units 6-8, Sunray Industrial Centre, 1/F
610 Cha Kwo Ling Road, Kowloon
Tel:23489211-4 Fax:(852)27727666

DWG NO. : J837-CW-6012 | REV. : E

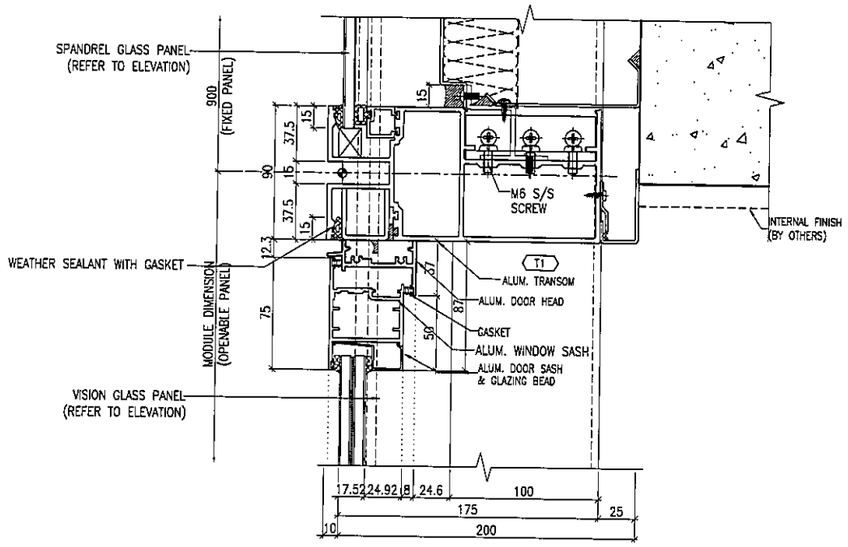

1 / 6013 TYPICAL TRANSOM DETAIL CURTAIN WALL

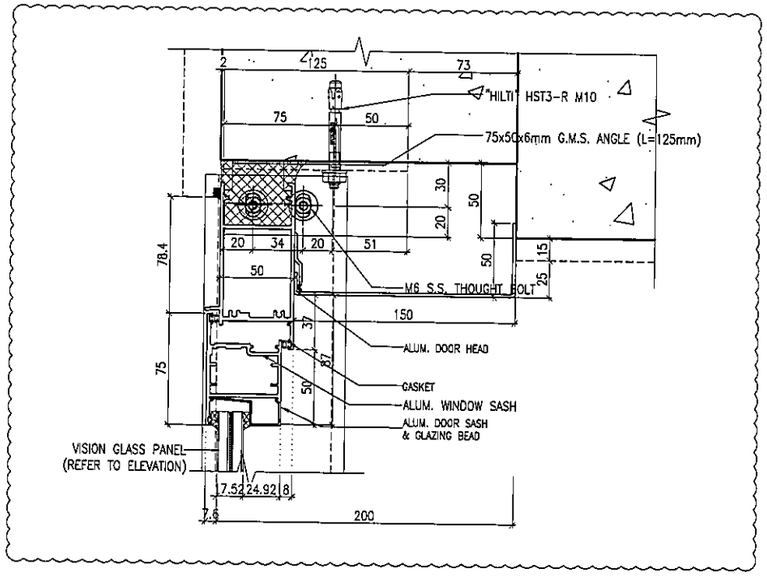

3 / 6013 TYPICAL TRANSOM DETAIL CURTAIN WALL

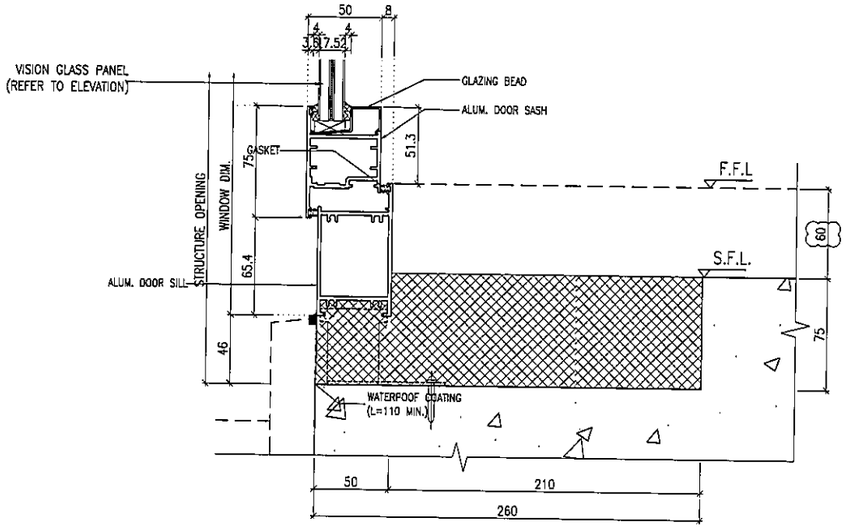

2 / 6013 TYPICAL TRANSOM DETAIL CURTAIN WALL

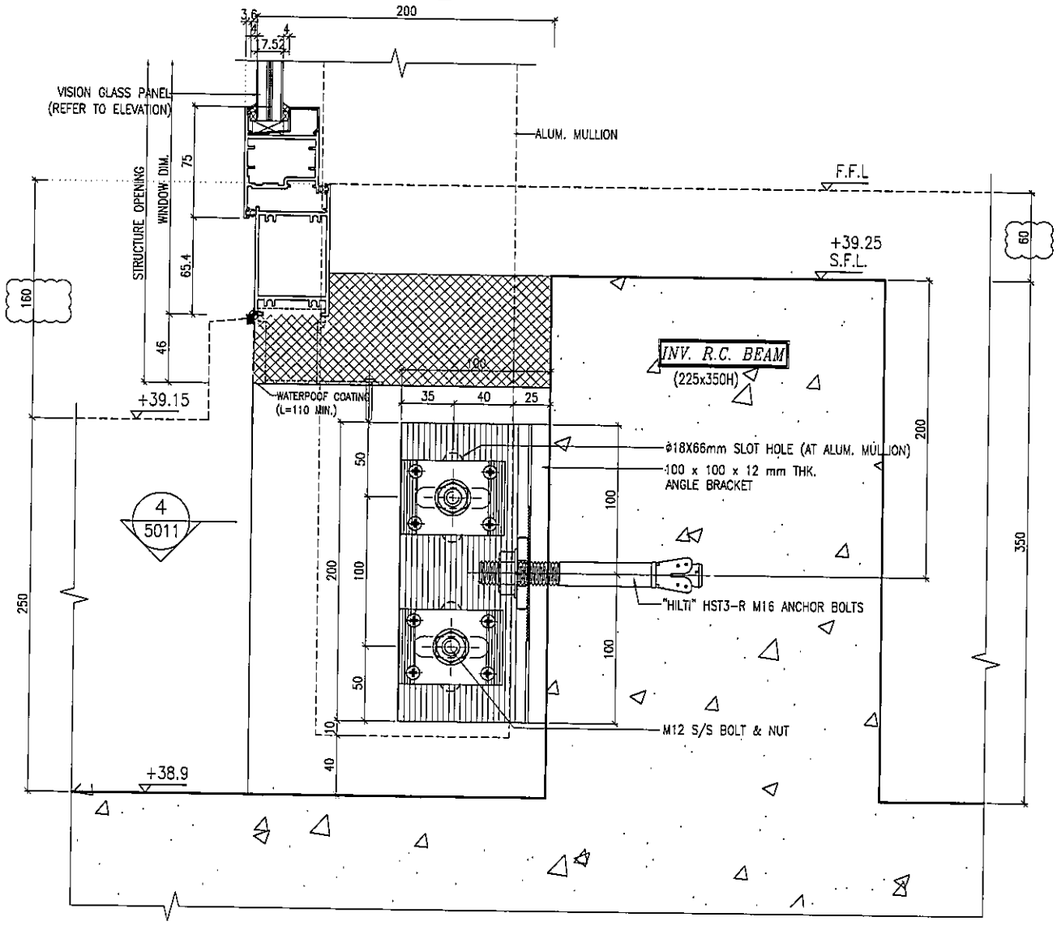

4 / 6013 TYPICAL TRANSOM DETAIL CURTAIN WALL

B.D. REF :

CLIENT :
信和置業有限公司
Sino Land Company Limited

ARCHITECT :
WONG TUNG & PARTNERS LIMITED
ARCHITECTS & PLANNERS

MAIN CONTRACTOR :
CR Construction Company Limited

STRUCTURAL ENGINEER :
AECOM

FACADE CONSULTANT:
AECOM

NOTE :
1. ALL DIMENSIONS ARE IN mm.
2. ALL ELEVATIONS ARE VIEWED FROM OUTSIDE.
3. ALL DIMENSIONS TO BE VERIFIED ON SITE BEFORE FABRICATION.

LEGEND :
X1 / X001 — DETAIL MARK NO. / REFER SHEET NO.
1. F.F.L. --FINISHED FLOOR LEVEL
2. S.F.L. --STRUCTURAL FLOOR LEVEL
3. /R --REVERSED DETAIL

NO.	DATE	REVISED	BY
C	15/02/2019	GENERAL REVISED	
B	24/11/2018	GENERAL REVISED	
A	10/9/2018	GENERAL REVISED	

JOB NO. : J-837

PROJECT :
URA KWUN TONG TOWN CENTRE
REDEVELOPMENT (AREA 2 & 3) AT
NKIL 6514, KWUN TONG, KWLOON

TITLE :
TYPICAL TRANSOM DETAIL
FOR CURTAIN WALL

DATE : 13-JUL-18 | SCALE : 1:2 (A1)

DRAWN BY : ASING | CHECKED BY : -

美特鋁製有限公司
MIDI ALUMINIUM FABRICATOR LTD.
Units 6-8, Sunray Industrial Centre, 1/F
610 Cha Kwo Ling Road, Kowloon
Tel:23489211-4 Fax:(852)27727666

DWG NO. : J837-CW-6013 | REV. : C

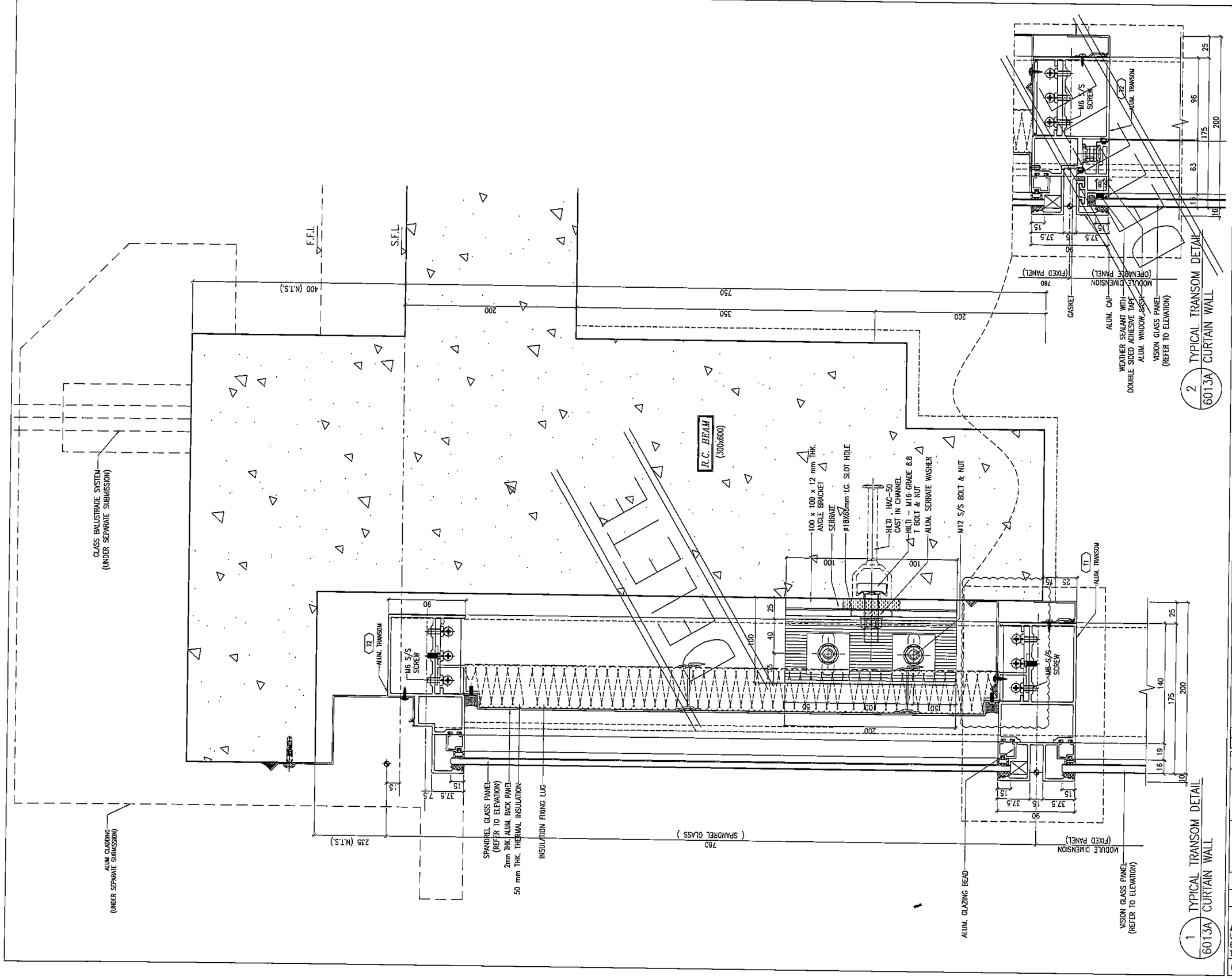

B.D. REF :

CLIENT :
信和置業有限公司
Sino Land Company Limited

ARCHITECT :
WONG TUNG & PARTNERS LIMITED
ARCHITECTS & PLANNERS

MAIN CONTRACTOR :
CR Construction Company Limited

STRUCTURAL ENGINEER :
AECOM

FACADE CONSULTANT:
AECOM

NOTE :
1. ALL DIMENSIONS ARE IN mm.
2. ALL ELEVATIONS ARE VIEWED FROM OUTSIDE.
3. ALL DIMENSIONS TO BE VERIFIED ON SITE BEFORE FABRICATION.

LEGEND :
X1 — DETAIL MARK NO.
X001 — REFER SHEET NO.

1. F.F.L. --FINISHED FLOOR LEVEL
2. S.F.L. --STRUCTURAL FLOOR LEVEL
3. (/R) --REVERSED DETAIL

NO.	DATE	REVISED	BY
A	24/11/2018	GENERAL REVISED	

JOB NO. : J-837

PROJECT :
URA KWUN TONG TOWN CENTRE REDEVELOPMENT (AREA 2 & 3) AT NKIL 6514, KWUN TONG, KWLOON

TITLE :
TYPICAL TRANSOM DETAIL FOR CURTAIN WALL

DATE : 13-JUL-18 | SCALE : 1:2 (A1)

DRAWN BY : ASING | CHECKED BY : -

美特鋁質有限公司
MIDI ALUMINIUM FABRICATOR LTD.
Units 6-8, Sunray Industrial Centre, 1/F
610 Cha Kwo Ling Road, Kowloon
Tel:23489211-4 Fax:(852)27727666

DWG NO. : J837-CW-6013A | REV. : A

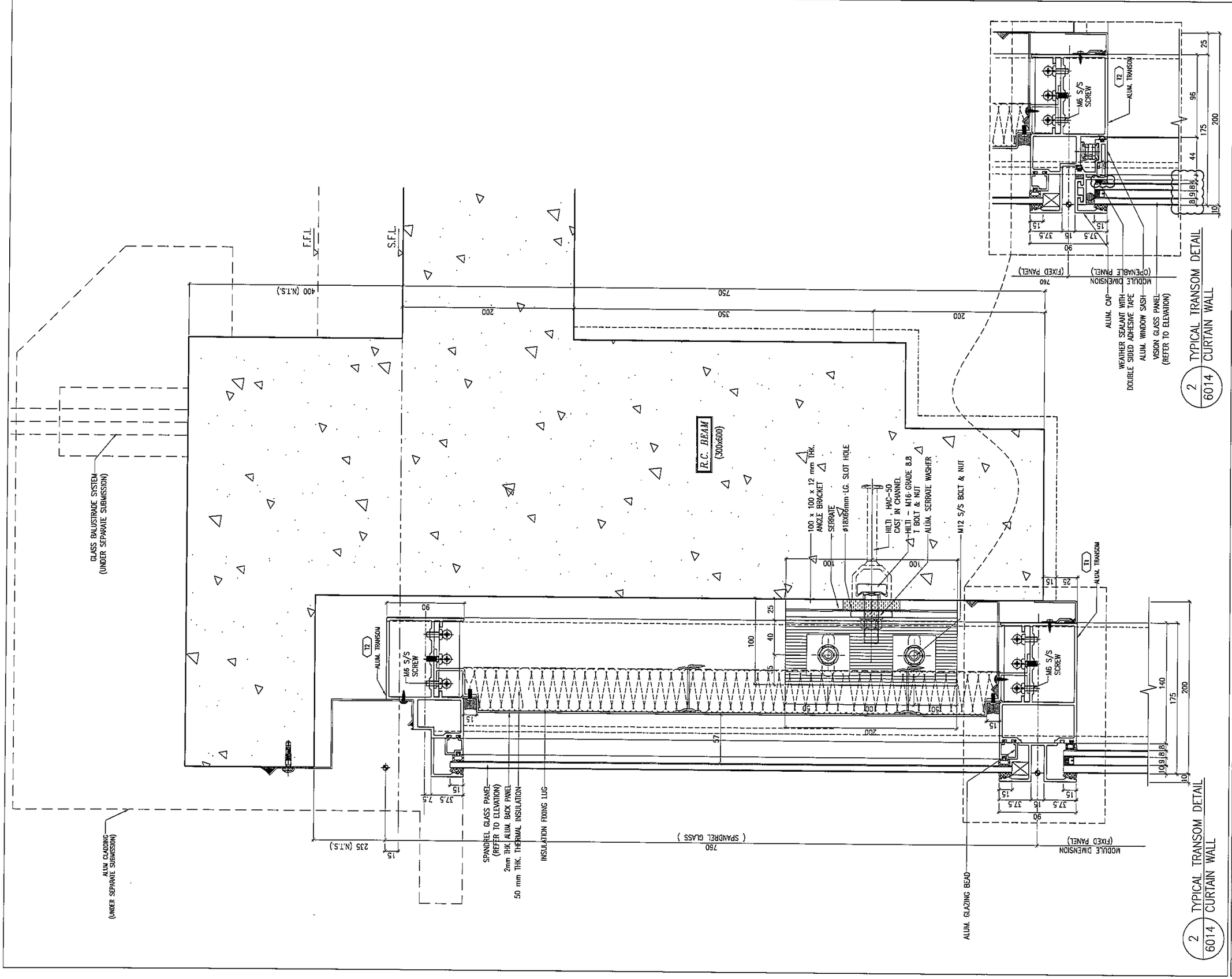

B.D. REF :

CLIENT :
信和置業有限公司
Sino Land Company Limited

ARCHITECT :
WONG TUNG & PARTNERS LIMITED
ARCHITECTS & PLANNERS

MAIN CONTRACTOR :
CR Construction Company Limited

STRUCTURAL ENGINEER :
AECOM

FACADE CONSULTANT:
AECOM

NOTE :
1. ALL DIMENSIONS ARE IN mm.
2. ALL ELEVATIONS ARE VIEWED FROM OUTSIDE.
3. ALL DIMENSIONS TO BE VERIFIED ON SITE BEFORE FABRICATION.

LEGEND :
X1 — DETAIL MARK NO.
X001 — REFER SHEET NO.

1. F.F.L. --FINISHED FLOOR LEVEL
2. S.F.L. --STRUCTURAL FLOOR LEVEL
3. (R) --REVERSED DETAIL

NO.	DATE	REVISED	BY
B	22/12/2018	GENERAL REVISED	
A	24/11/2018	GENERAL REVISED	

JOB NO. : J-837

PROJECT :
URA KWUN TONG TOWN CENTRE REDEVELOPMENT (AREA 2 & 3) AT NKIL 6514, KWUN TONG, KWLOON

TITLE :
TYPICAL TRANSOM DETAIL FOR CURTAIN WALL

DATE : 13-JUL-18 | SCALE : 1:2 (A1)

DRAWN BY : ASING | CHECKED BY : -

美特鋁製有限公司
MIDI ALUMINIUM FABRICATOR LTD.
Units 6-8, Sunray Industrial Centre, 1/F
610 Cha Kwo Ling Road, Kowloon
Tel:23489211-4 Fax:(852)27727666

DWG NO. : J837-CW-6014 | REV. : B

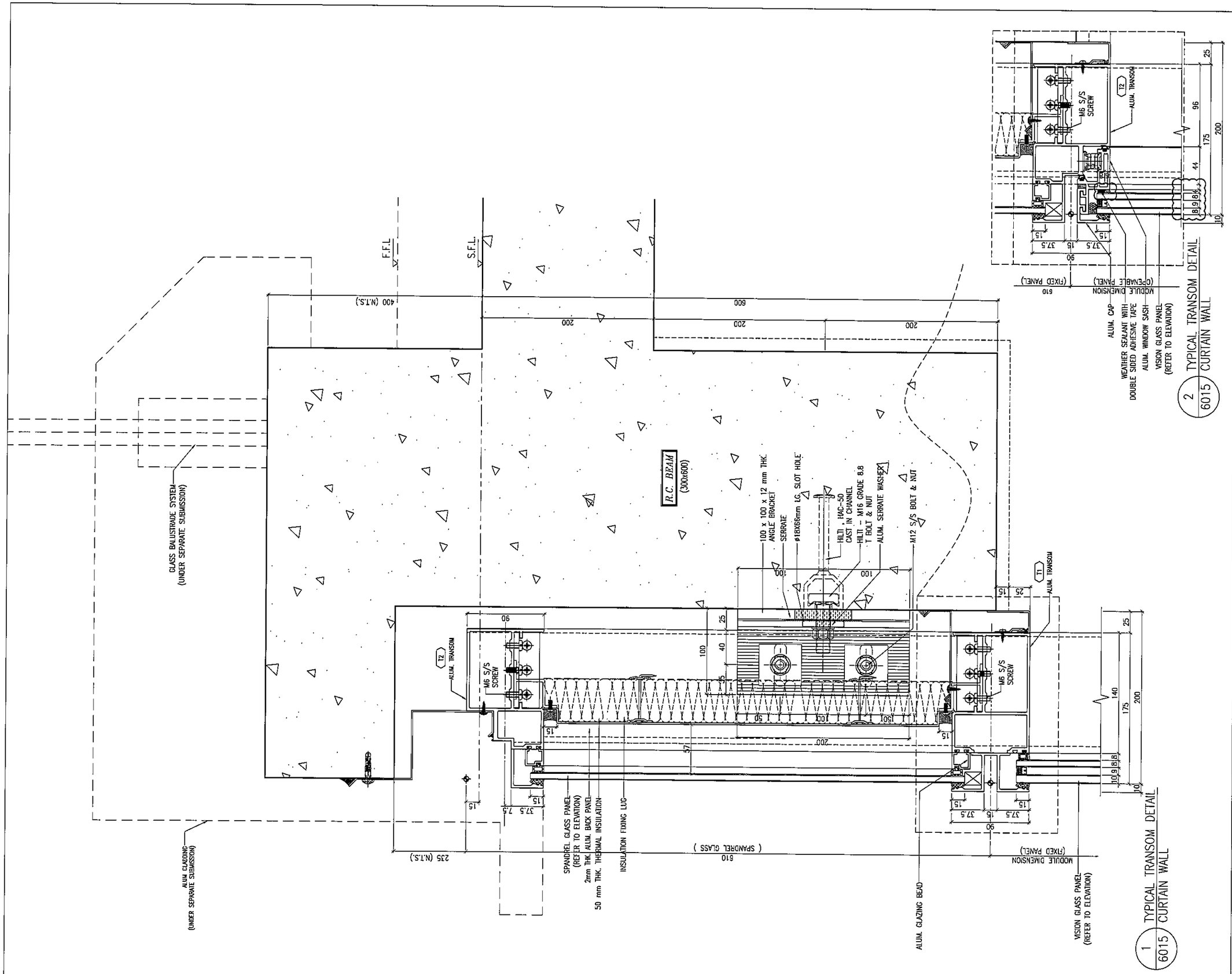

B.D. REF :

CLIENT :
信和置業有限公司
Sino Land Company Limited

ARCHITECT :
WONG TUNG & PARTNERS LIMITED
ARCHITECTS & PLANNERS

MAIN CONTRACTOR :
CR Construction Company Limited

STRUCTURAL ENGINEER :
AECOM

FACADE CONSULTANT:
AECOM

NOTE :
1. ALL DIMENSIONS ARE IN mm.
2. ALL ELEVATIONS ARE VIEWED FROM OUTSIDE.
3. ALL DIMENSIONS TO BE VERIFIED ON SITE BEFORE FABRICATION.

LEGEND :
X1 — DETAIL MARK NO.
X001 — REFER SHEET NO.

1. F.F.L. --FINISHED FLOOR LEVEL
2. S.F.L. --STRUCTURAL FLOOR LEVEL
3. /R --REVERSED DETAIL

NO.	DATE	REVISED	BY
B	22/12/2018	GENERAL REVISED	
A	24/11/2018	GENERAL REVISED	

JOB NO. : J-837

PROJECT :
URA KWUN TONG TOWN CENTRE REDEVELOPMENT (AREA 2 & 3) AT NKIL 6514, KWUN TONG, KWLOON

TITLE :
TYPICAL TRANSOM DETAIL FOR CURTAIN WALL

DATE : 13-JUL-18 | SCALE : 1:2 (A1)

DRAWN BY : ASING | CHECKED BY : -

美特鋁質有限公司
MIDI ALUMINIUM FABRICATOR LTD.
Units 6-8, Sunray Industrial Centre, 1/F
610 Cha Kwo Ling Road, Kowloon
Tel:23489211-4 Fax:(852)27727666

DWG NO. : J837-CW-6015 | REV. : B

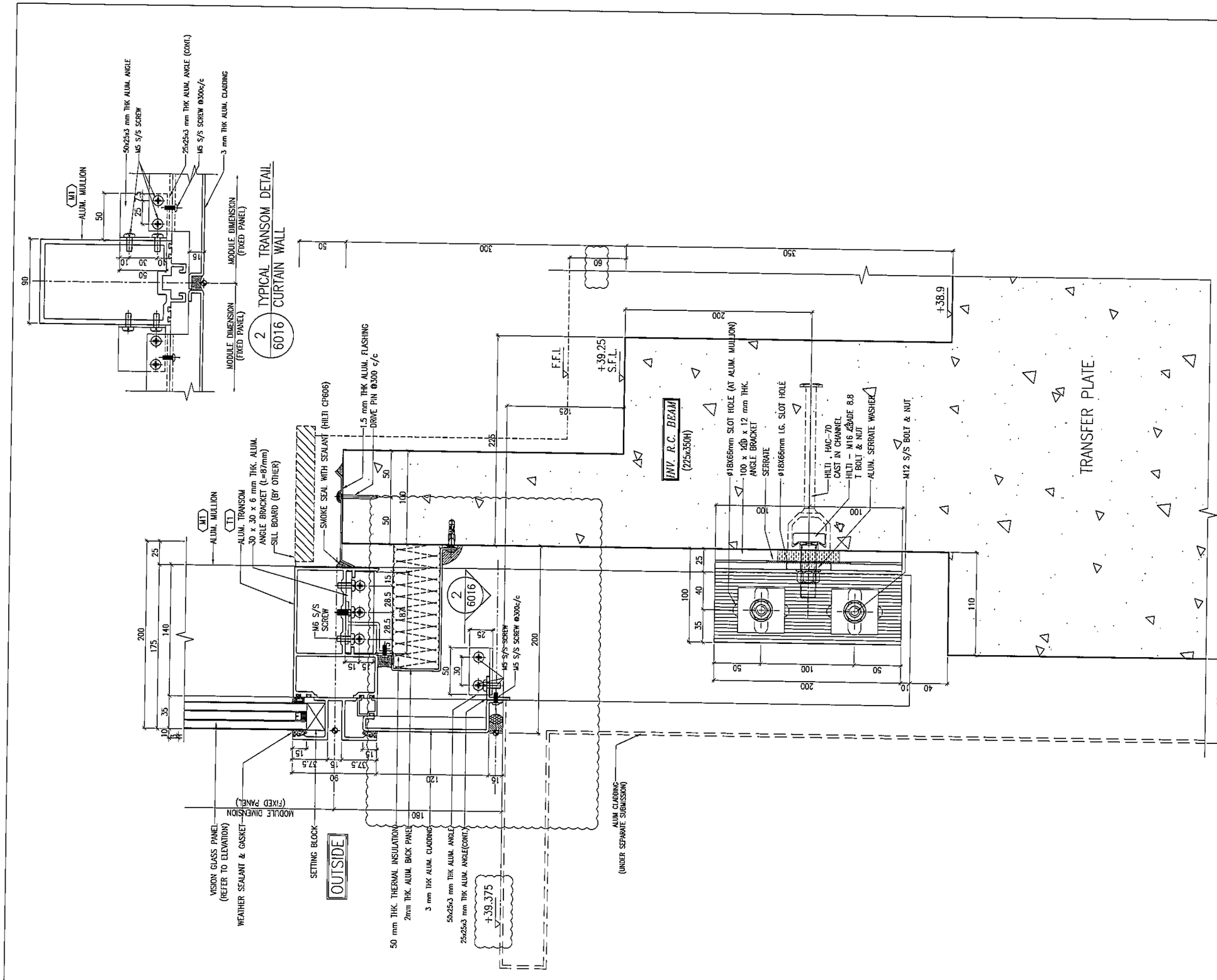

B.D. REF :

CLIENT :
信和置業有限公司
Sino Land Company Limited

ARCHITECT :
WONG TUNG & PARTNERS LIMITED
ARCHITECTS & PLANNERS

MAIN CONTRACTOR :
CR Construction Company Limited

STRUCTURAL ENGINEER :
AECOM

FACADE CONSULTANT:
AECOM

NOTE :
1. ALL DIMENSIONS ARE IN mm.
2. ALL ELEVATIONS ARE VIEWED FROM OUTSIDE.
3. ALL DIMENSIONS TO BE VERIFIED ON SITE BEFORE FABRICATION.

LEGEND :
X1 — DETAIL MARK NO.
X001 — REFER SHEET NO.

1. F.F.L. --FINISHED FLOOR LEVEL
2. S.F.L. --STRUCTURAL FLOOR LEVEL
3. /R --REVERSED DETAIL

NO.	DATE	REVISED	BY
B	15/02/2019	GENERAL REVISED	
A	24/11/2018	GENERAL REVISED	

JOB NO. : J-837

PROJECT :
URA KWUN TONG TOWN CENTRE REDEVELOPMENT (AREA 2 & 3) AT NKIL 6514, KWUN TONG, KWLOON

TITLE :
TYPICAL TRANSOM DETAIL FOR CURTAIN WALL

DATE : 13-JUL-18 | SCALE : 1:2 (A1)

DRAWN BY : Asing | CHECKED BY : -

美特鋁質有限公司
MIDI ALUMINIUM FABRICATOR LTD.
Units 6-8, Sunray Industrial Centre, 1/F
610 Cha Kwo Ling Road, Kowloon
Tel:23489211-4 Fax:(852)27727666

DWG NO. : J837-CW-6016 | REV. : B

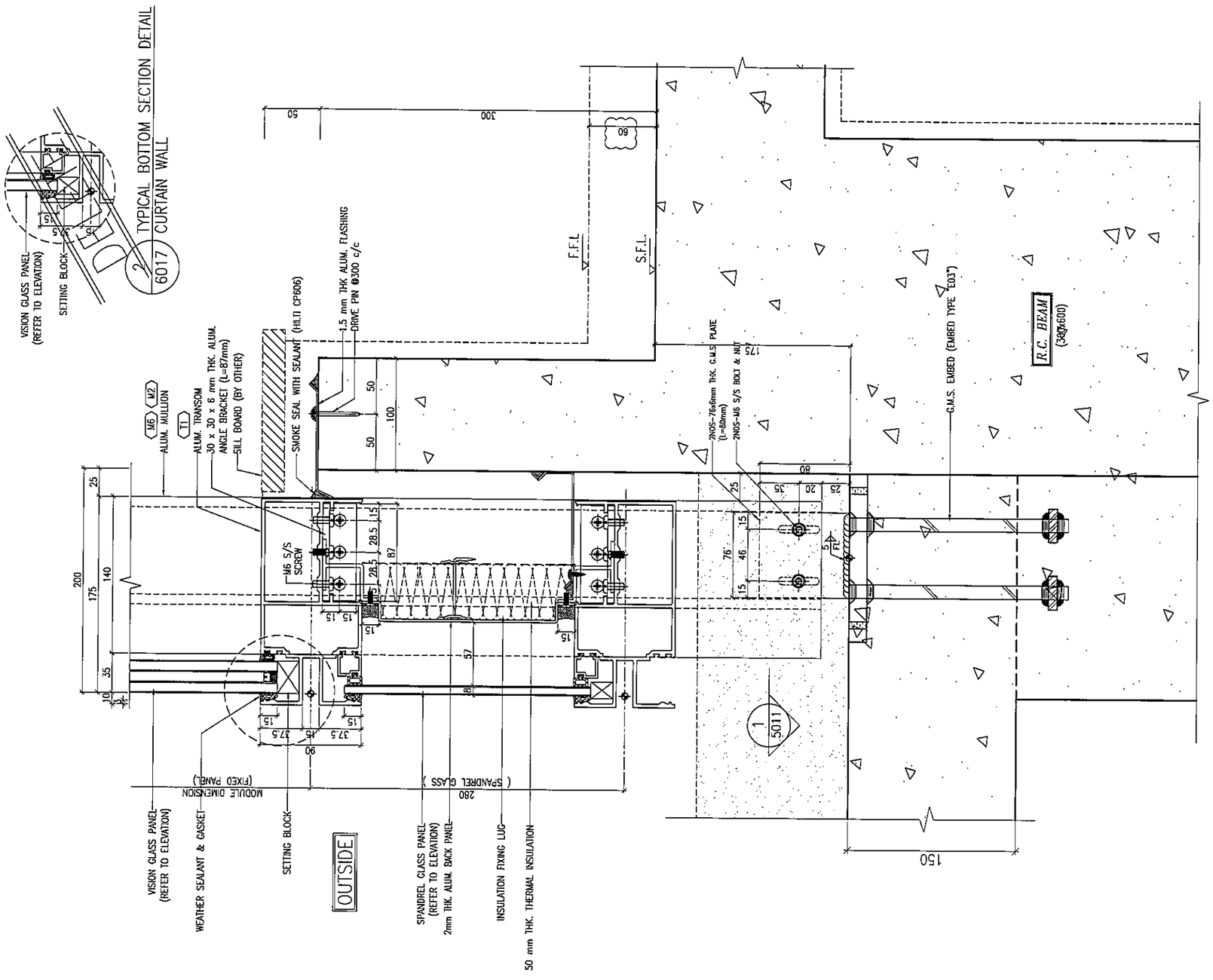

2 / 6017 TYPICAL BOTTOM SECTION DETAIL CURTAIN WALL

1 / 6017 TYPICAL TRANSOM DETAIL CURTAIN WALL

REFER TO J837-CW-2201

B.D. REF :

CLIENT :
信和置業有限公司
Sino Land Company Limited

ARCHITECT :
WONG TUNG & PARTNERS LIMITED
ARCHITECTS & PLANNERS

MAIN CONTRACTOR :
CR Construction Company Limited

STRUCTURAL ENGINEER :
AECOM

FACADE CONSULTANT:
AECOM

NOTE :
1. ALL DIMENSIONS ARE IN mm.
2. ALL ELEVATIONS ARE VIEWED FROM OUTSIDE.
3. ALL DIMENSIONS TO BE VERIFIED ON SITE BEFORE FABRICATION.

LEGEND :
X1 / X001 — DETAIL MARK NO. / REFER SHEET NO.
1. F.F.L. --FINISHED FLOOR LEVEL
2. S.F.L. --STRUCTURAL FLOOR LEVEL
3. /R --REVERSED DETAIL

NO.	DATE	REVISED	BY
B	15/02/2019	GENERAL REVISED	
A	24/11/2018	GENERAL REVISED	

JOB NO. : J-837

PROJECT :
URA KWUN TONG TOWN CENTRE REDEVELOPMENT (AREA 2 & 3) AT NKIL 6514, KWUN TONG, KWLOON

TITLE :
TYPICAL TRANSOM DETAIL FOR CURTAIN WALL

DATE : 13-JUL-18 | SCALE : 1:2 (A1)

DRAWN BY : Asing | CHECKED BY : -

美特鋁質有限公司
MIDI ALUMINIUM FABRICATOR LTD.
Units 6-8, Sunray Industrial Centre, 1/F
610 Cha Kwo Ling Road, Kowloon
Tel:23489211-4 Fax:(852)27727666

DWG NO. : J837-CW-6017 | REV. : B

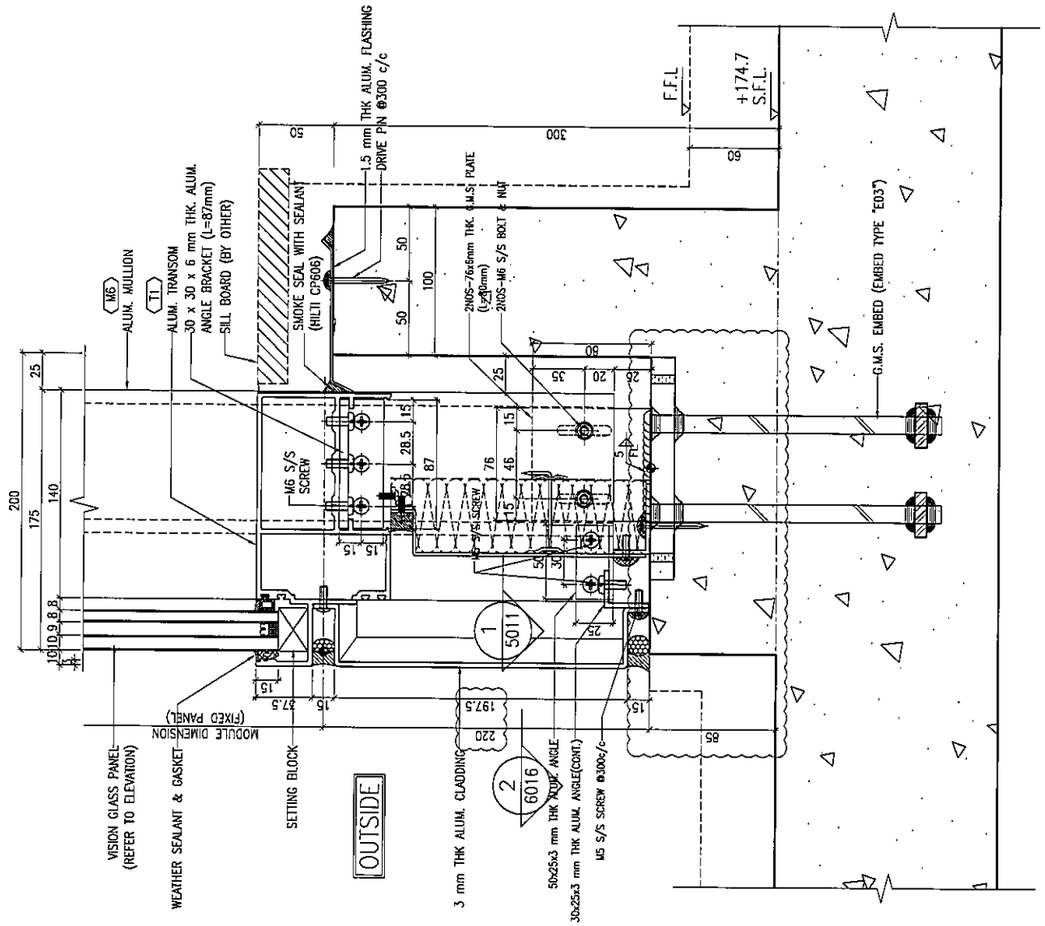

B.D. REF :

CLIENT :
信和置業有限公司
Sino Land Company Limited

ARCHITECT :
WONG TUNG & PARTNERS LIMITED
ARCHITECTS & PLANNERS

MAIN CONTRACTOR :
CR Construction Company Limited

STRUCTURAL ENGINEER :
AECOM

FACADE CONSULTANT:
AECOM

NOTE :
1. ALL DIMENSIONS ARE IN mm.
2. ALL ELEVATIONS ARE VIEWED FROM OUTSIDE.
3. ALL DIMENSIONS TO BE VERIFIED ON SITE BEFORE FABRICATION.

LEGEND :
X1 — DETAIL MARK NO.
X001 — REFER SHEET NO.
1. F.F.L. --FINISHED FLOOR LEVEL
2. S.F.L. --STRUCTURAL FLOOR LEVEL
3. /R --REVERSED DETAIL

NO.	DATE	REVISED	BY
B	15/02/2019	GENERAL REVISED	
A	24/11/2018	GENERAL REVISED	

JOB NO. : J-837

PROJECT :
URA KWUN TONG TOWN CENTRE REDEVELOPMENT (AREA 2 & 3) AT NKIL 6514, KWUN TONG, KWLOON

TITLE :
TYPICAL TRANSOM DETAIL FOR CURTAIN WALL

DATE : 13-JUL-18 | SCALE : 1:2 (A1)

DRAWN BY : Asing | CHECKED BY : -

美特鋁質有限公司
MIDI ALUMINIUM FABRICATOR LTD.
Units 6-8, Sunray Industrial Centre, 1/F
610 Cha Kwo Ling Road, Kowloon
Tel:23489211-4 Fax:(852)27727666

DWG NO. : J837-CW-6018 | REV. : B

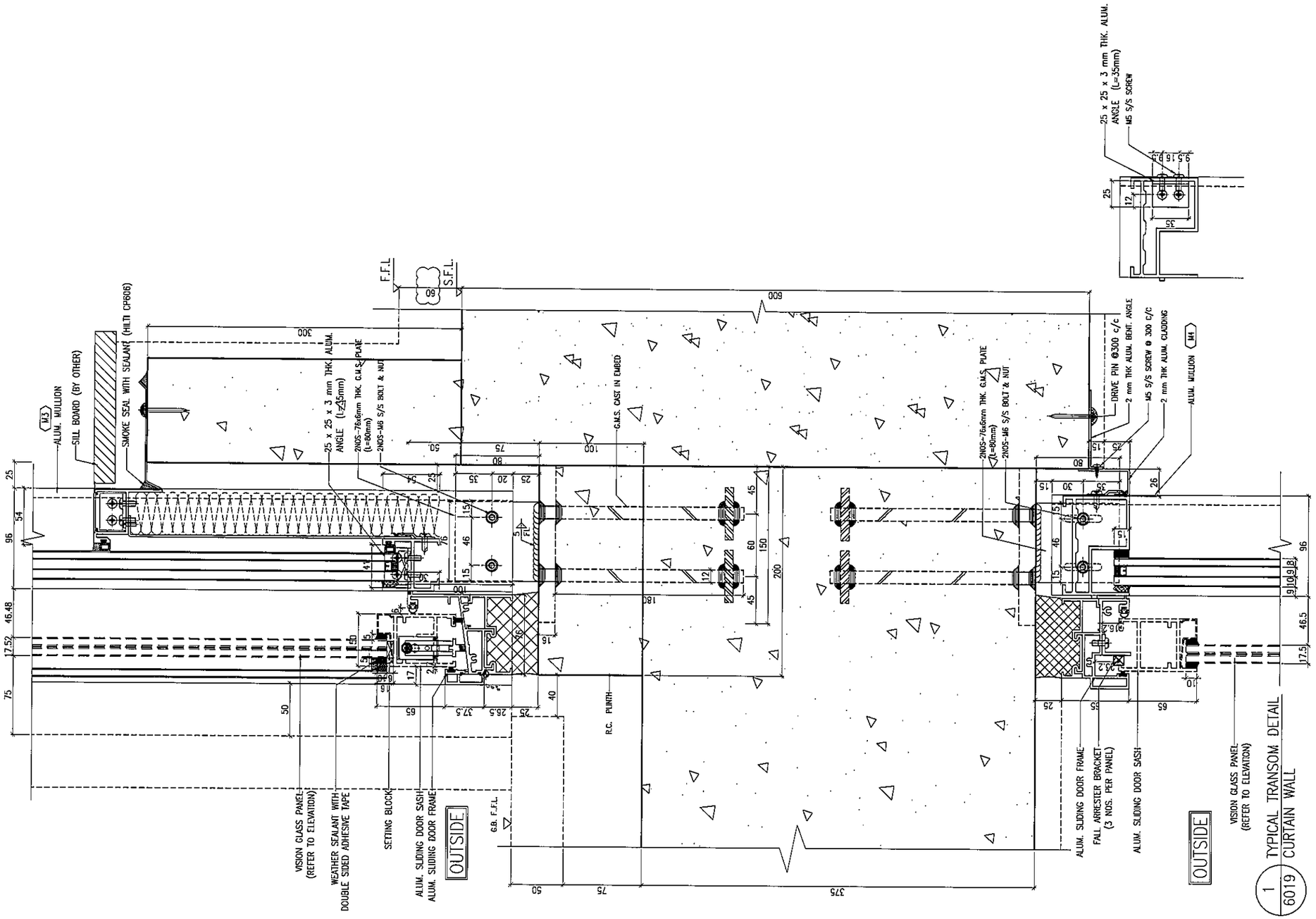

B.D. REF :

CLIENT :
信和置業有限公司
Sino Land Company Limited

ARCHITECT :
WONG TUNG & PARTNERS LIMITED
ARCHITECTS & PLANNERS

MAIN CONTRACTOR :
CR Construction Company Limited

STRUCTURAL ENGINEER :
AECOM

FACADE CONSULTANT:
AECOM

NOTE :
1. ALL DIMENSIONS ARE IN mm.
2. ALL ELEVATIONS ARE VIEWED FROM OUTSIDE.
3. ALL DIMENSIONS TO BE VERIFIED ON SITE BEFORE FABRICATION.

LEGEND :
X1 — DETAIL MARK NO.
X001 — REFER SHEET NO.

1. F.F.L. --FINISHED FLOOR LEVEL
2. S.F.L. --STRUCTURAL FLOOR LEVEL
3. (VR) --REVERSED DETAIL

NO.	DATE	REVISED	BY
B	15/02/2019	GENERAL REVISED	
A	04/12/2018	GENERAL REVISED	

JOB NO. : J-837

PROJECT :
URA KWUN TONG TOWN CENTRE REDEVELOPMENT (AREA 2 & 3) AT NKIL 6514, KWUN TONG, KWLOON

TITLE :
TYPICAL TRANSOM DETAIL FOR CURTAIN WALL

DATE : 24-NOV-18 | SCALE : 1:2 (A1)

DRAWN BY : Asing | CHECKED BY : -

美特鋁質有限公司
MIDI ALUMINIUM FABRICATOR LTD.
Units 6-8, Sunray Industrial Centre, 1/F
610 Cha Kwo Ling Road, Kowloon
Tel:23489211-4 Fax:(852)27727666

DWG NO. : J837-CW-6019 | REV. : B

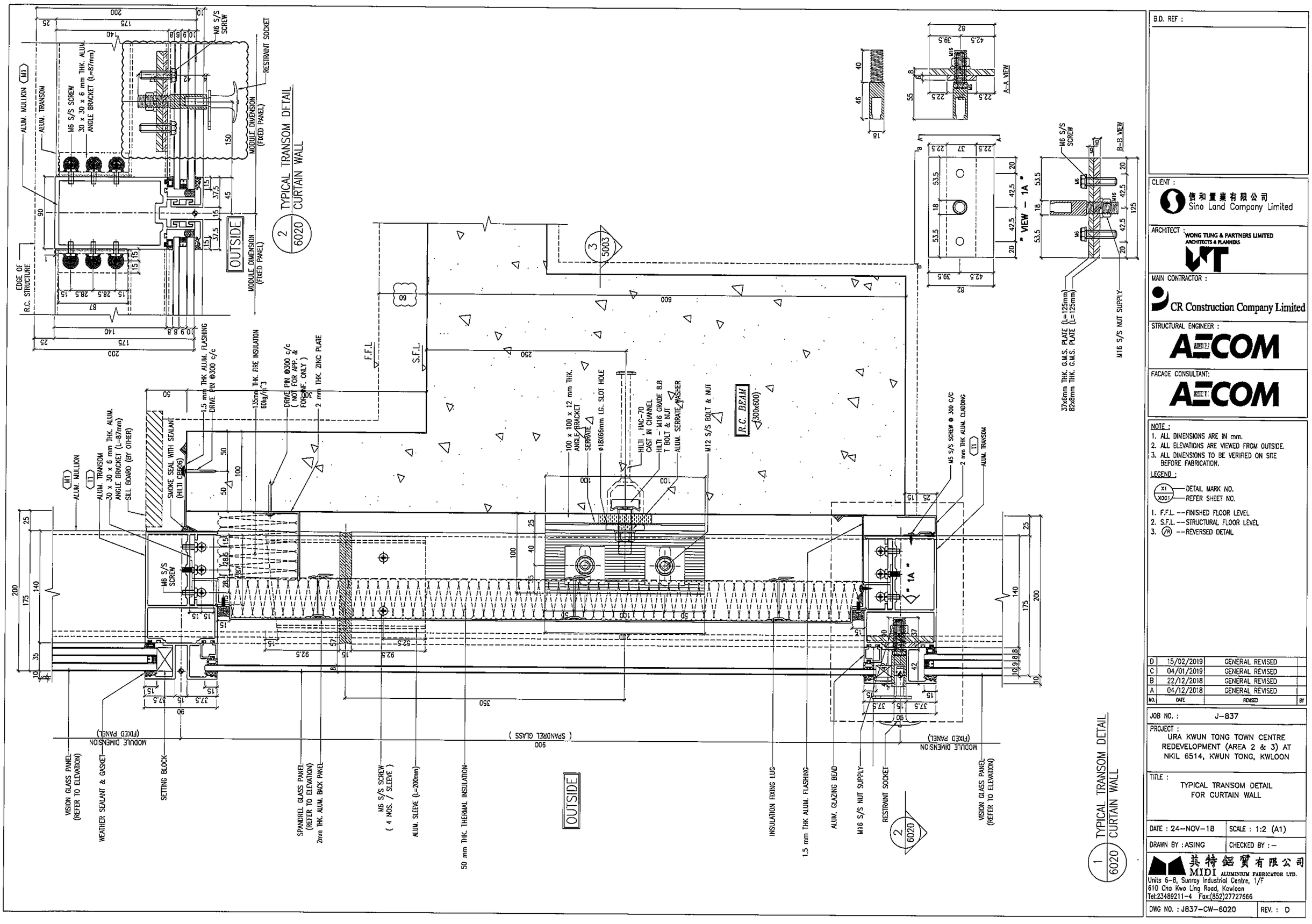

B.D. REF :

CLIENT :
信和置業有限公司
Sino Land Company Limited

ARCHITECT :
WONG TUNG & PARTNERS LIMITED
ARCHITECTS & PLANNERS

MAIN CONTRACTOR :
CR Construction Company Limited

STRUCTURAL ENGINEER :
AECOM

FACADE CONSULTANT:
AECOM

NOTE :
1. ALL DIMENSIONS ARE IN mm.
2. ALL ELEVATIONS ARE VIEWED FROM OUTSIDE.
3. ALL DIMENSIONS TO BE VERIFIED ON SITE BEFORE FABRICATION.

LEGEND :
X1 — DETAIL MARK NO.
X001 — REFER SHEET NO.

1. F.F.L. --FINISHED FLOOR LEVEL
2. S.F.L. --STRUCTURAL FLOOR LEVEL
3. /R --REVERSED DETAIL

NO.	DATE	REVISED	BY
D	15/02/2019	GENERAL REVISED	
C	04/01/2019	GENERAL REVISED	
B	22/12/2018	GENERAL REVISED	
A	04/12/2018	GENERAL REVISED	

JOB NO. : J-837

PROJECT :
URA KWUN TONG TOWN CENTRE REDEVELOPMENT (AREA 2 & 3) AT NKIL 6514, KWUN TONG, KWLOON

TITLE :
TYPICAL TRANSOM DETAIL FOR CURTAIN WALL

DATE : 24-NOV-18 | SCALE : 1:2 (A1)

DRAWN BY : ASING | CHECKED BY : -

美特鋁製有限公司
MIDI ALUMINIUM FABRICATOR LTD.
Units 6-8, Sunray Industrial Centre, 1/F
610 Cha Kwo Ling Road, Kowloon
Tel:23489211-4 Fax:(852)27727666

DWG NO. : J837-CW-6020 | REV. : D

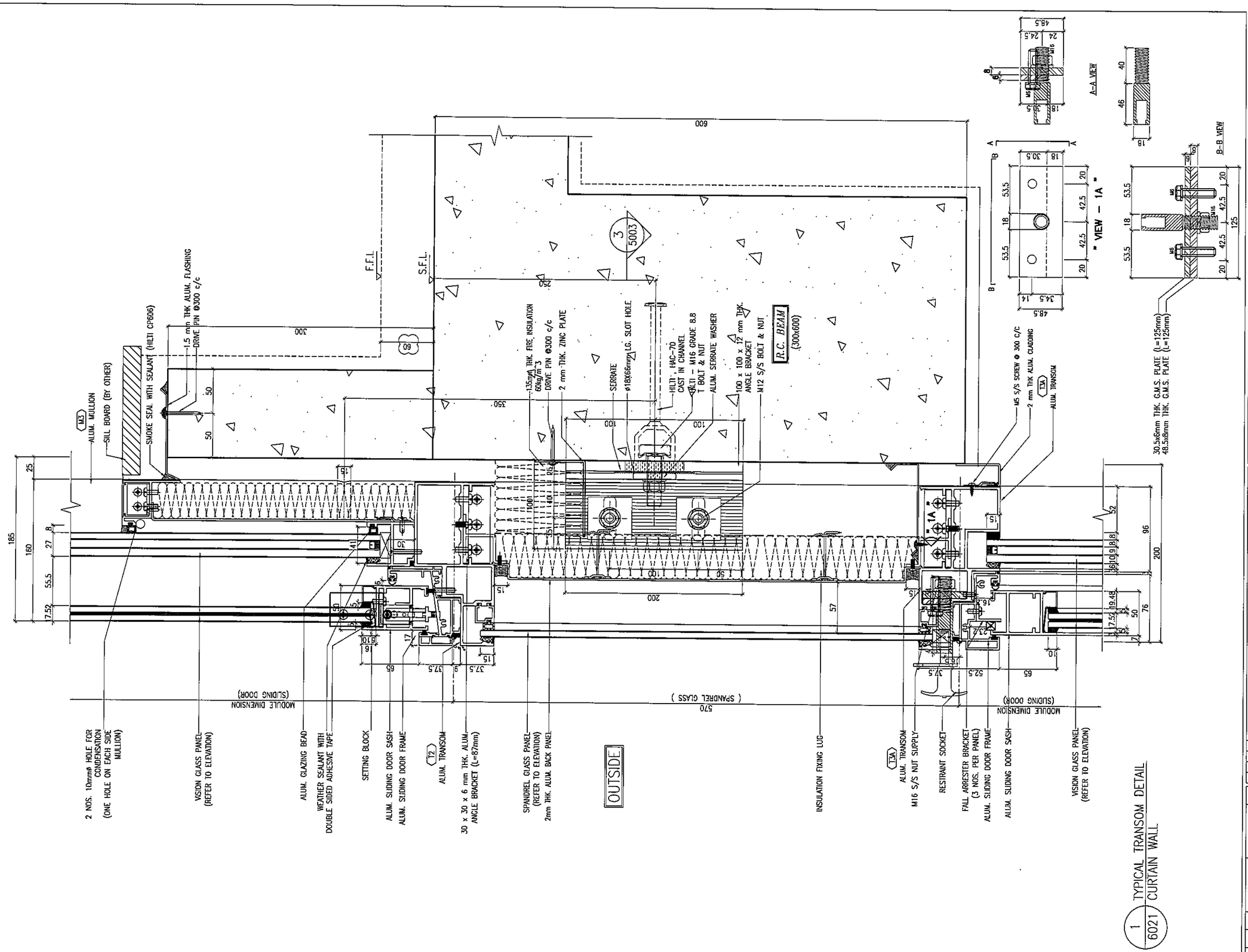

1 / 6021 TYPICAL TRANSOM DETAIL CURTAIN WALL

B.D. REF :

CLIENT :
信和置業有限公司
Sino Land Company Limited

ARCHITECT :
WONG TUNG & PARTNERS LIMITED
ARCHITECTS & PLANNERS

MAIN CONTRACTOR :
CR Construction Company Limited

STRUCTURAL ENGINEER :
AECOM

FACADE CONSULTANT:
AECOM

NOTE :
1. ALL DIMENSIONS ARE IN mm.
2. ALL ELEVATIONS ARE VIEWED FROM OUTSIDE.
3. ALL DIMENSIONS TO BE VERIFIED ON SITE BEFORE FABRICATION.

LEGEND :
X1 / X001 — DETAIL MARK NO. / REFER SHEET NO.
1. F.F.L. --FINISHED FLOOR LEVEL
2. S.F.L. --STRUCTURAL FLOOR LEVEL
3. (R) --REVERSED DETAIL

NO.	DATE	REVISED	BY
C	15/02/2019	GENERAL REVISED	
B	04/01/2019	GENERAL REVISED	
A	22/12/2018	GENERAL REVISED	

JOB NO. : J-837

PROJECT :
URA KWUN TONG TOWN CENTRE REDEVELOPMENT (AREA 2 & 3) AT NKIL 6514, KWUN TONG, KWLOON

TITLE :
TYPICAL TRANSOM DETAIL FOR CURTAIN WALL

DATE : 22-DEC-18 | SCALE : 1:2 (A1)

DRAWN BY : ASING | CHECKED BY : -

美特鋁質有限公司
MIDI ALUMINIUM FABRICATOR LTD.
Units 6-8, Sunray Industrial Centre, 1/F
610 Cha Kwo Ling Road, Kowloon
Tel:23489211-4 Fax:(852)27727666

DWG NO. : J837-CW-6021 | REV. : C

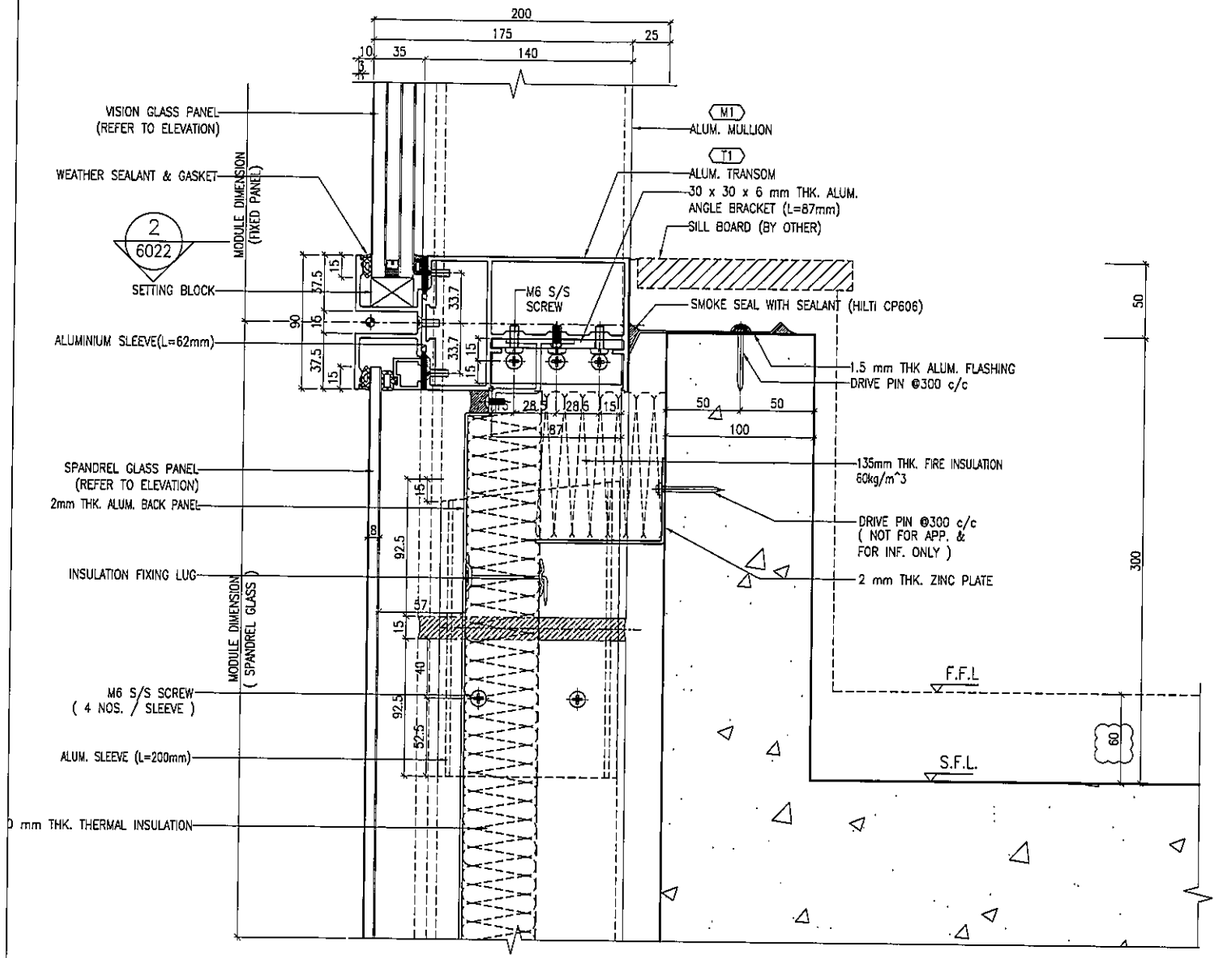

1 / 6022 TYPICAL TRANSOM DETAIL
CURTAIN WALL

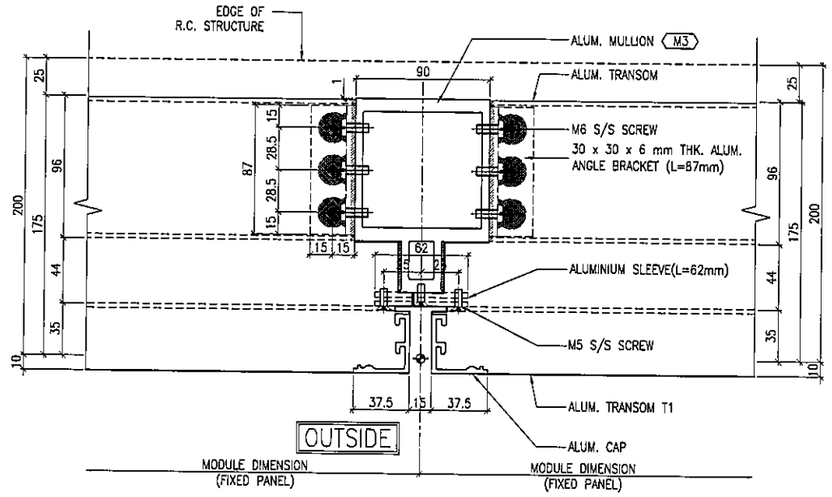

2 / 6022 TYPICAL MULLION DETAIL
CURTAIN WALL

B.D. REF :

CLIENT :
信和置業有限公司
Sino Land Company Limited

ARCHITECT :
WONG TUNG & PARTNERS LIMITED
ARCHITECTS & PLANNERS

MAIN CONTRACTOR :
CR Construction Company Limited

STRUCTURAL ENGINEER :
AECOM

FACADE CONSULTANT:
AECOM

NOTE :
1. ALL DIMENSIONS ARE IN mm.
2. ALL ELEVATIONS ARE VIEWED FROM OUTSIDE.
3. ALL DIMENSIONS TO BE VERIFIED ON SITE BEFORE FABRICATION.

LEGEND :
X1 / X001 — DETAIL MARK NO. / REFER SHEET NO.
1. F.F.L. --FINISHED FLOOR LEVEL
2. S.F.L. --STRUCTURAL FLOOR LEVEL
3. /R --REVERSED DETAIL

NO.	DATE	REVISED	BY
A	15/02/2019	GENERAL REVISED	

JOB NO. : J-837

PROJECT :
URA KWUN TONG TOWN CENTRE
REDEVELOPMENT (AREA 2 & 3) AT
NKIL 6514, KWUN TONG, KWLOON

TITLE :
TYPICAL TRANSOM DETAIL
FOR CURTAIN WALL

DATE : 22-DEC-18 | SCALE : 1:2 (A1)

DRAWN BY : ASING | CHECKED BY : -

美特鋁質有限公司
MIDI ALUMINIUM FABRICATOR LTD.
Units 6-8, Sunray Industrial Centre, 1/F
610 Cha Kwo Ling Road, Kowloon
Tel:23489211-4 Fax:(852)27727666

DWG NO. : J837-CW-6022 | REV. : A

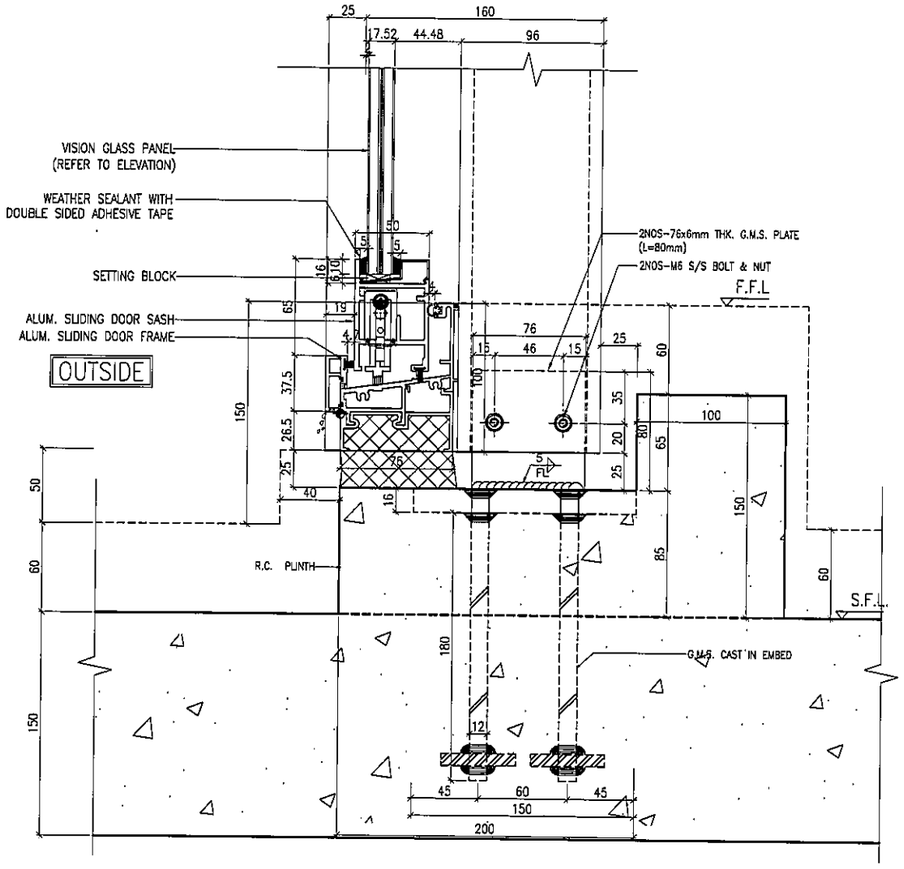

1 / 6023 TYPICAL TRANSOM DETAIL CURTAIN WALL

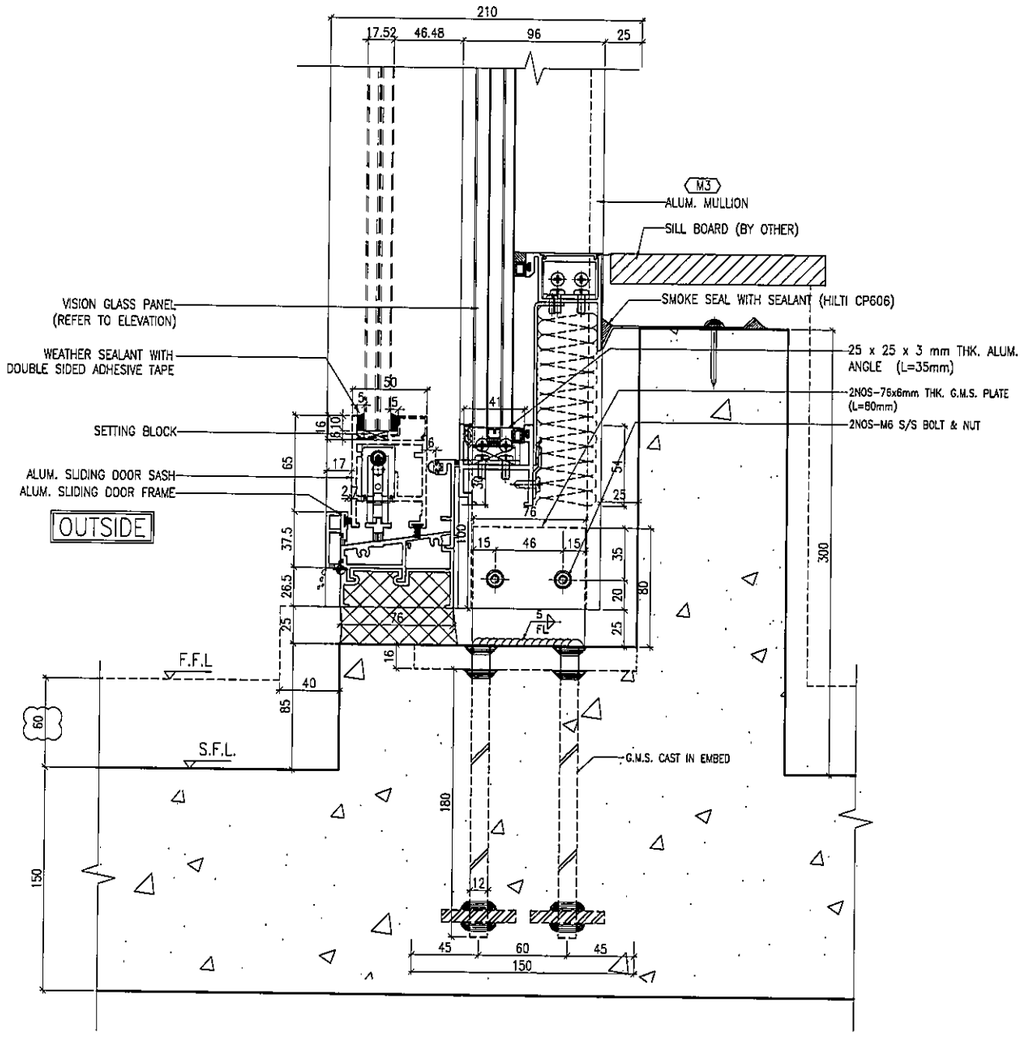

2 / 6023 TYPICAL TRANSOM DETAIL CURTAIN WALL

B.D. REF :

CLIENT :
信和置業有限公司
Sino Land Company Limited

ARCHITECT :
WONG TUNG & PARTNERS LIMITED
ARCHITECTS & PLANNERS

MAIN CONTRACTOR :
CR Construction Company Limited

STRUCTURAL ENGINEER :
AECOM

FACADE CONSULTANT:
AECOM

NOTE :
1. ALL DIMENSIONS ARE IN mm.
2. ALL ELEVATIONS ARE VIEWED FROM OUTSIDE.
3. ALL DIMENSIONS TO BE VERIFIED ON SITE BEFORE FABRICATION.

LEGEND :
X1 / X001 — DETAIL MARK NO. / REFER SHEET NO.
1. F.F.L. --FINISHED FLOOR LEVEL
2. S.F.L. --STRUCTURAL FLOOR LEVEL
3. /R --REVERSED DETAIL

NO.	DATE	REVISED	BY
A	15/02/2019	GENERAL REVISED	

JOB NO. : J-837

PROJECT :
URA KWUN TONG TOWN CENTRE REDEVELOPMENT (AREA 2 & 3) AT NKIL 6514, KWUN TONG, KWLOON

TITLE :
TYPICAL TRANSOM DETAIL FOR CURTAIN WALL

DATE : 22-DEC-18 | SCALE : 1:2 (A1)

DRAWN BY : ASING | CHECKED BY : -

美特鋁質有限公司
MIDI ALUMINIUM FABRICATOR LTD.
Units 6-8, Sunray Industrial Centre, 1/F
610 Cha Kwo Ling Road, Kowloon
Tel:23489211-4 Fax:(852)27727666

DWG NO. : J837-CW-6023 | REV. : A

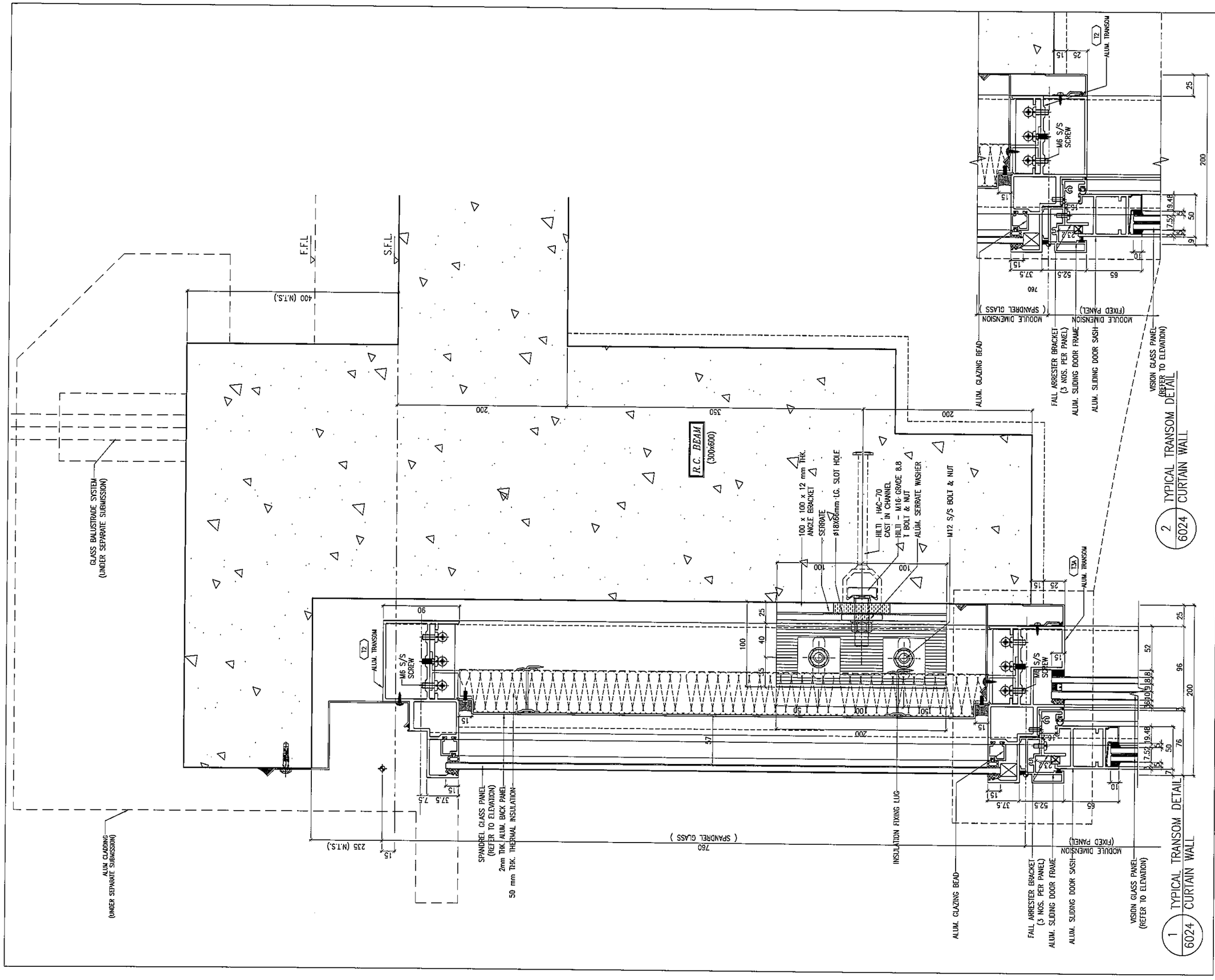

B.D. REF :

CLIENT :
信和置業有限公司
Sino Land Company Limited

ARCHITECT :
WONG TUNG & PARTNERS LIMITED
ARCHITECTS & PLANNERS

MAIN CONTRACTOR :
CR Construction Company Limited

STRUCTURAL ENGINEER :
AECOM

FACADE CONSULTANT:
AECOM

NOTE :
1. ALL DIMENSIONS ARE IN mm.
2. ALL ELEVATIONS ARE VIEWED FROM OUTSIDE.
3. ALL DIMENSIONS TO BE VERIFIED ON SITE BEFORE FABRICATION.

LEGEND :
(X1 / X001) — DETAIL MARK NO. / REFER SHEET NO.
1. F.F.L. --FINISHED FLOOR LEVEL
2. S.F.L. --STRUCTURAL FLOOR LEVEL
3. (/R) --REVERSED DETAIL

NO.	DATE	REVISED	BY

JOB NO. : J-837

PROJECT :
URA KWUN TONG TOWN CENTRE REDEVELOPMENT (AREA 2 & 3) AT NKIL 6514, KWUN TONG, KWLOON

TITLE :
TYPICAL TRANSOM DETAIL FOR CURTAIN WALL

DATE : 22-DEC-18 | SCALE : 1:2 (A1)

DRAWN BY : ASING | CHECKED BY : -

美特鋁質有限公司
MIDI ALUMINIUM FABRICATOR LTD.
Units 6-8, Sunray Industrial Centre, 1/F
610 Cha Kwo Ling Road, Kowloon
Tel:23489211-4 Fax:(852)27727666

DWG NO. : J837-CW-6024 | REV. : -

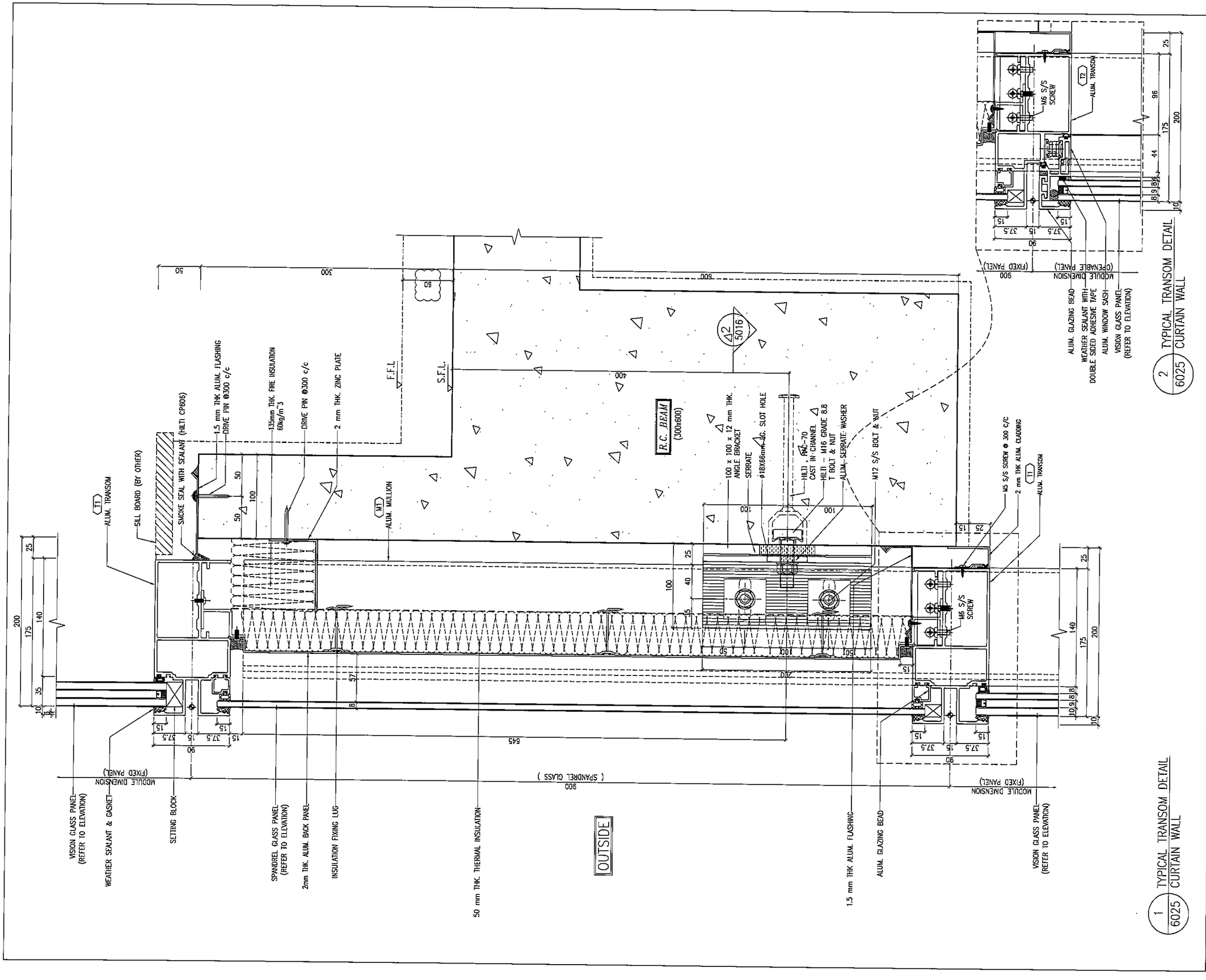

B.D. REF :

CLIENT :
信和置業有限公司
Sino Land Company Limited

ARCHITECT :
WONG TUNG & PARTNERS LIMITED
ARCHITECTS & PLANNERS

MAIN CONTRACTOR :
CR Construction Company Limited

STRUCTURAL ENGINEER :
AECOM

FACADE CONSULTANT:
AECOM

NOTE :
1. ALL DIMENSIONS ARE IN mm.
2. ALL ELEVATIONS ARE VIEWED FROM OUTSIDE.
3. ALL DIMENSIONS TO BE VERIFIED ON SITE BEFORE FABRICATION.

LEGEND :
- X1 / X001 — DETAIL MARK NO. / REFER SHEET NO.
1. F.F.L. --FINISHED FLOOR LEVEL
2. S.F.L. --STRUCTURAL FLOOR LEVEL
3. /R --REVERSED DETAIL

NO.	DATE	REVISED	BY
A	15/02/2019	GENERAL REVISED	

JOB NO. : J-837

PROJECT :
URA KWUN TONG TOWN CENTRE REDEVELOPMENT (AREA 2 & 3) AT NKIL 6514, KWUN TONG, KWLOON

TITLE :
TYPICAL TRANSOM DETAIL FOR CURTAIN WALL

DATE : 28-JAN-19 | SCALE : 1:2 (A1)

DRAWN BY : ASING | CHECKED BY : -

美特鋁質有限公司
MIDI ALUMINIUM FABRICATOR LTD.
Units 6-8, Sunray Industrial Centre, 1/F
610 Cha Kwo Ling Road, Kowloon
Tel:23489211-4 Fax:(852)27727666

DWG NO. : J837-CW-6025 | REV. : A

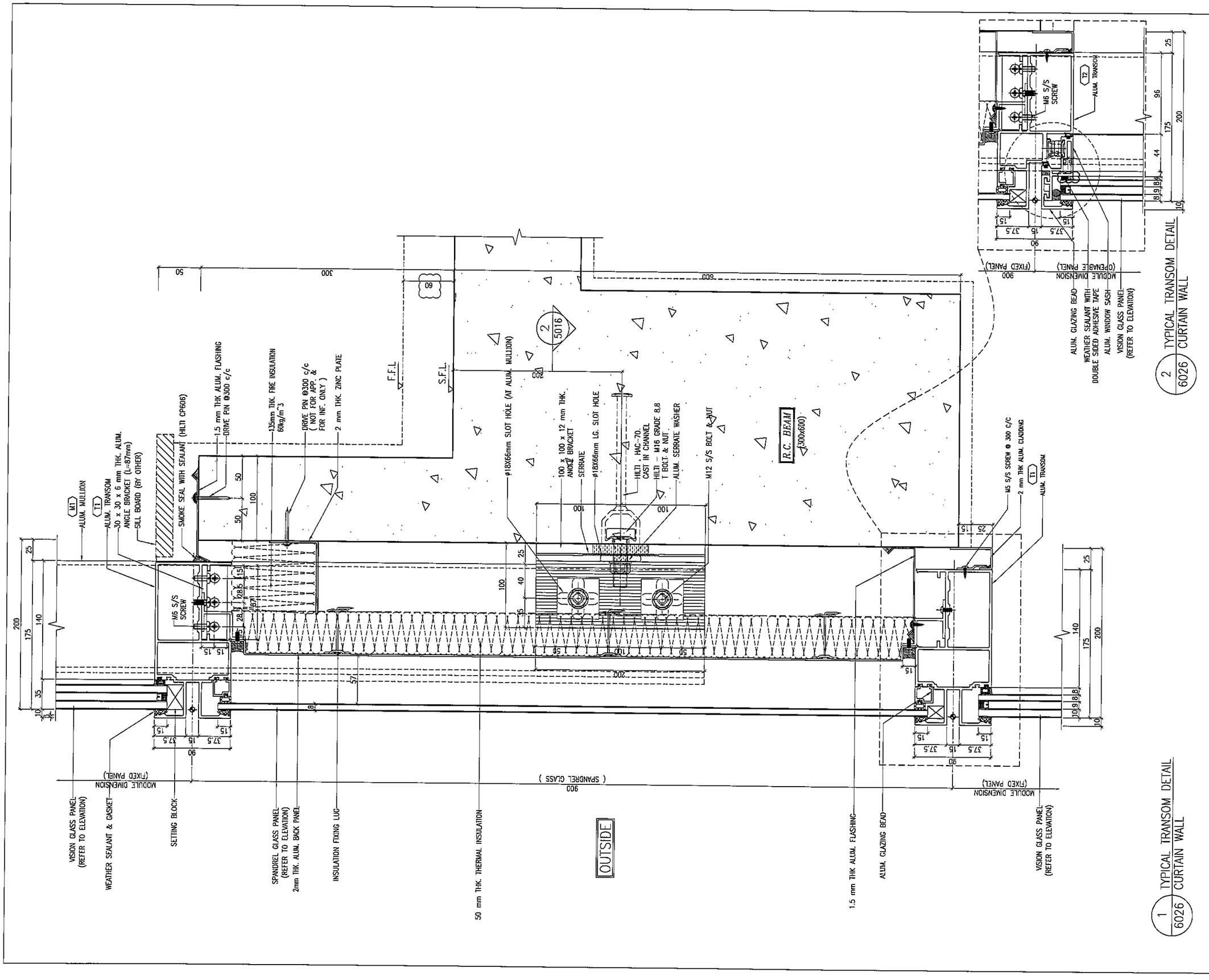

B.D. REF :

CLIENT :
信和置業有限公司
Sino Land Company Limited

ARCHITECT :
WONG TUNG & PARTNERS LIMITED
ARCHITECTS & PLANNERS

MAIN CONTRACTOR :
CR Construction Company Limited

STRUCTURAL ENGINEER :
AECOM

FACADE CONSULTANT:
AECOM

NOTE :
1. ALL DIMENSIONS ARE IN mm.
2. ALL ELEVATIONS ARE VIEWED FROM OUTSIDE.
3. ALL DIMENSIONS TO BE VERIFIED ON SITE BEFORE FABRICATION.

LEGEND :
X1 — DETAIL MARK NO.
X001 — REFER SHEET NO.

1. F.F.L. --FINISHED FLOOR LEVEL
2. S.F.L. --STRUCTURAL FLOOR LEVEL
3. /R --REVERSED DETAIL

NO.	DATE	REVISED	BY
A	15/02/2019	GENERAL REVISED	

JOB NO. : J-837

PROJECT :
URA KWUN TONG TOWN CENTRE REDEVELOPMENT (AREA 2 & 3) AT NKIL 6514, KWUN TONG, KWLOON

TITLE :
TYPICAL TRANSOM DETAIL FOR CURTAIN WALL

DATE : 28-JAN-19 | SCALE : 1:2 (A1)

DRAWN BY : ASING | CHECKED BY : –

美特鋁製有限公司
MIDI ALUMINIUM FABRICATOR LTD.
Units 6-8, Sunray Industrial Centre, 1/F
610 Cha Kwo Ling Road, Kowloon
Tel:23489211-4 Fax:(852)27727666

DWG NO. : J837-CW-6026 | REV. : A

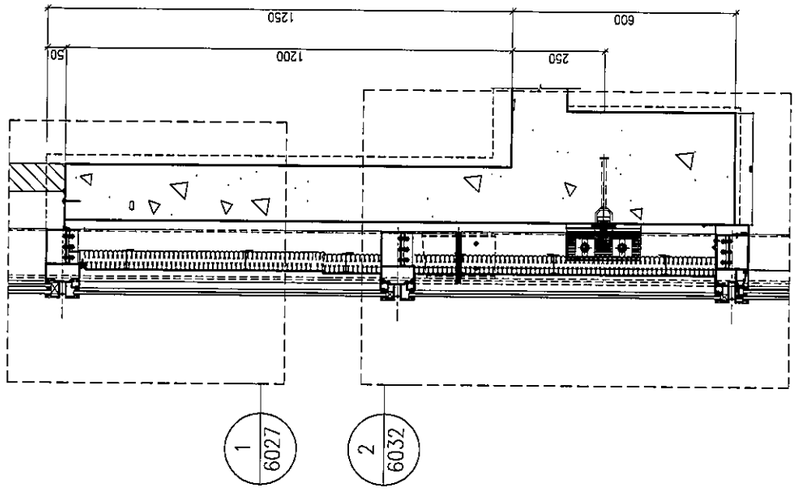

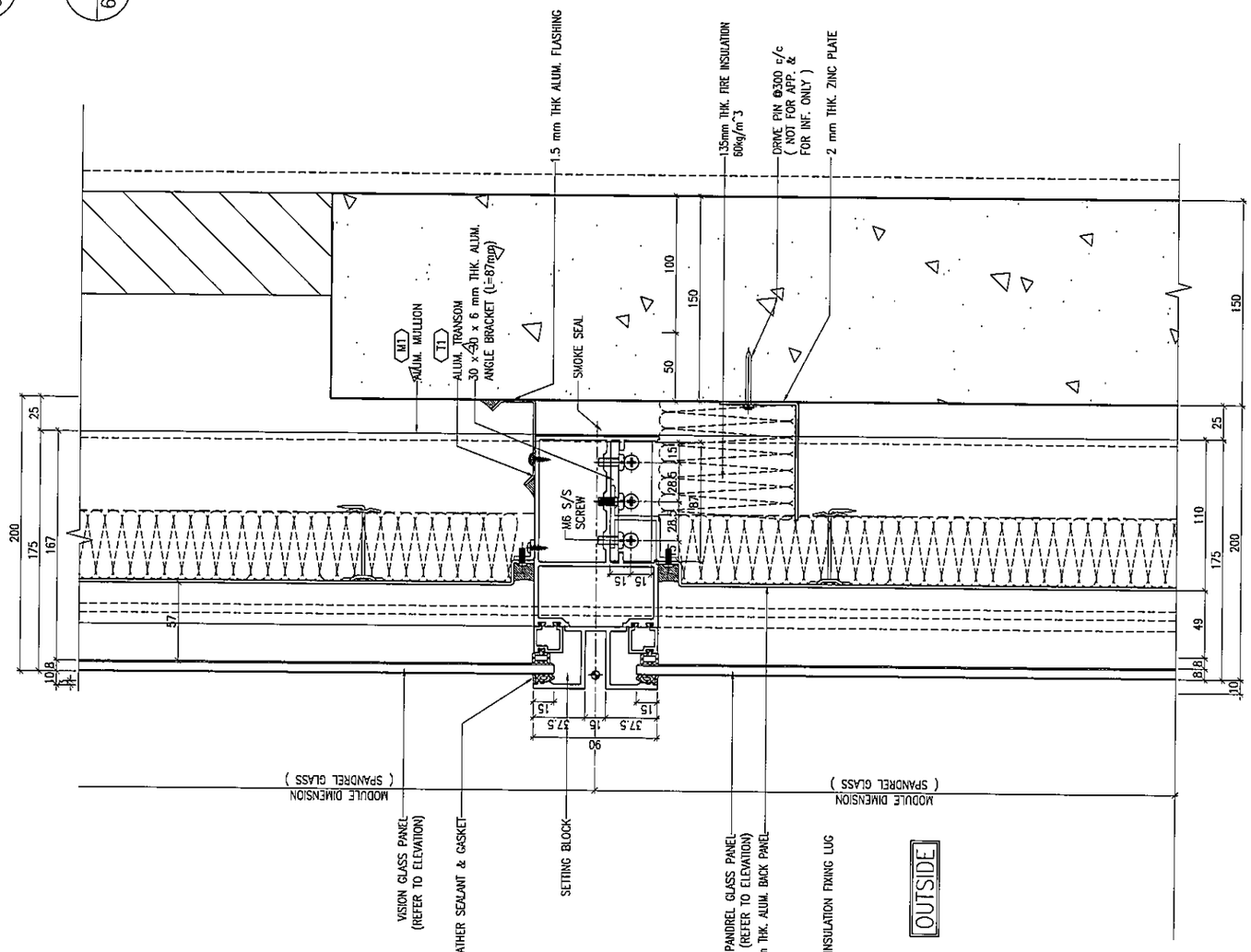

1 / 6027 TYPICAL TRANSOM DETAIL CURTAIN WALL

B.D. REF :

CLIENT :
信和置業有限公司
Sino Land Company Limited

ARCHITECT :
WONG TUNG & PARTNERS LIMITED
ARCHITECTS & PLANNERS

MAIN CONTRACTOR :
CR Construction Company Limited

STRUCTURAL ENGINEER :
AECOM

FACADE CONSULTANT:
AECOM

NOTE :
1. ALL DIMENSIONS ARE IN mm.
2. ALL ELEVATIONS ARE VIEWED FROM OUTSIDE.
3. ALL DIMENSIONS TO BE VERIFIED ON SITE BEFORE FABRICATION.

LEGEND :
X1 / XD01 — DETAIL MARK NO. / REFER SHEET NO.
1. F.F.L. --FINISHED FLOOR LEVEL
2. S.F.L. --STRUCTURAL FLOOR LEVEL
3. /R --REVERSED DETAIL

NO.	DATE	REVISED	BY

JOB NO. : J-837

PROJECT :
URA KWUN TONG TOWN CENTRE REDEVELOPMENT (AREA 2 & 3) AT NKIL 6514, KWUN TONG, KWLOON

TITLE :
TYPICAL TRANSOM DETAIL FOR CURTAIN WALL

DATE : 28-JAN-19 | SCALE : 1:2 (A1)

DRAWN BY : ASING | CHECKED BY : -

美特鋁質有限公司
MIDI ALUMINIUM FABRICATOR LTD.
Units 6-8, Sunray Industrial Centre, 1/F
610 Cha Kwo Ling Road, Kowloon
Tel:23489211-4 Fax:(852)27727666

DWG NO. : J837-CW-6027 | REV. : -

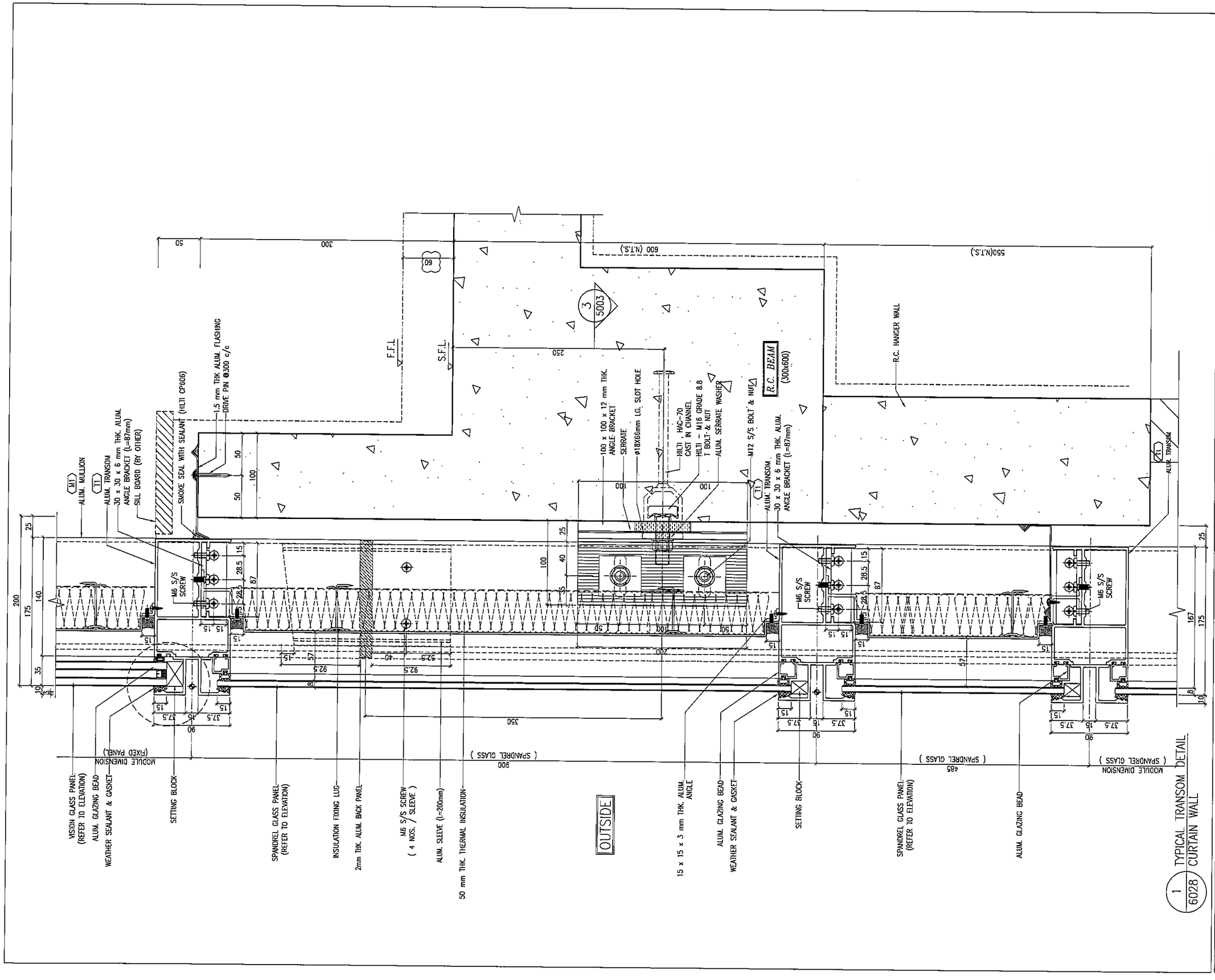

B.D. REF :

CLIENT :
信和置業有限公司
Sino Land Company Limited

ARCHITECT :
WONG TUNG & PARTNERS LIMITED
ARCHITECTS & PLANNERS

MAIN CONTRACTOR :
CR Construction Company Limited

STRUCTURAL ENGINEER :
AECOM

FACADE CONSULTANT:
AECOM

NOTE :
1. ALL DIMENSIONS ARE IN mm.
2. ALL ELEVATIONS ARE VIEWED FROM OUTSIDE.
3. ALL DIMENSIONS TO BE VERIFIED ON SITE BEFORE FABRICATION.

LEGEND :
- (X1) — DETAIL MARK NO.
- (X001) — REFER SHEET NO.

1. F.F.L. --FINISHED FLOOR LEVEL
2. S.F.L. --STRUCTURAL FLOOR LEVEL
3. (VR) --REVERSED DETAIL

NO.	DATE	REMARKS	BY
A	15/02/2019	GENERAL REVISED	

JOB NO. : J-837

PROJECT :
URA KWUN TONG TOWN CENTRE REDEVELOPMENT (AREA 2 & 3) AT NKIL 6514, KWUN TONG, KWLOON

TITLE :
TYPICAL TRANSOM DETAIL FOR CURTAIN WALL

DATE : 28-JAN-19	SCALE : 1:2 (A1)
DRAWN BY : ASING	CHECKED BY : -

美特鋁製有限公司
MIDI ALUMINIUM FABRICATOR LTD.
Units 6-8, Sunray Industrial Centre, 1/F
610 Cha Kwo Ling Road, Kowloon
Tel:23489211-4 Fax:(852)27727666

DWG NO. : J837-CW-6028 | REV. : A

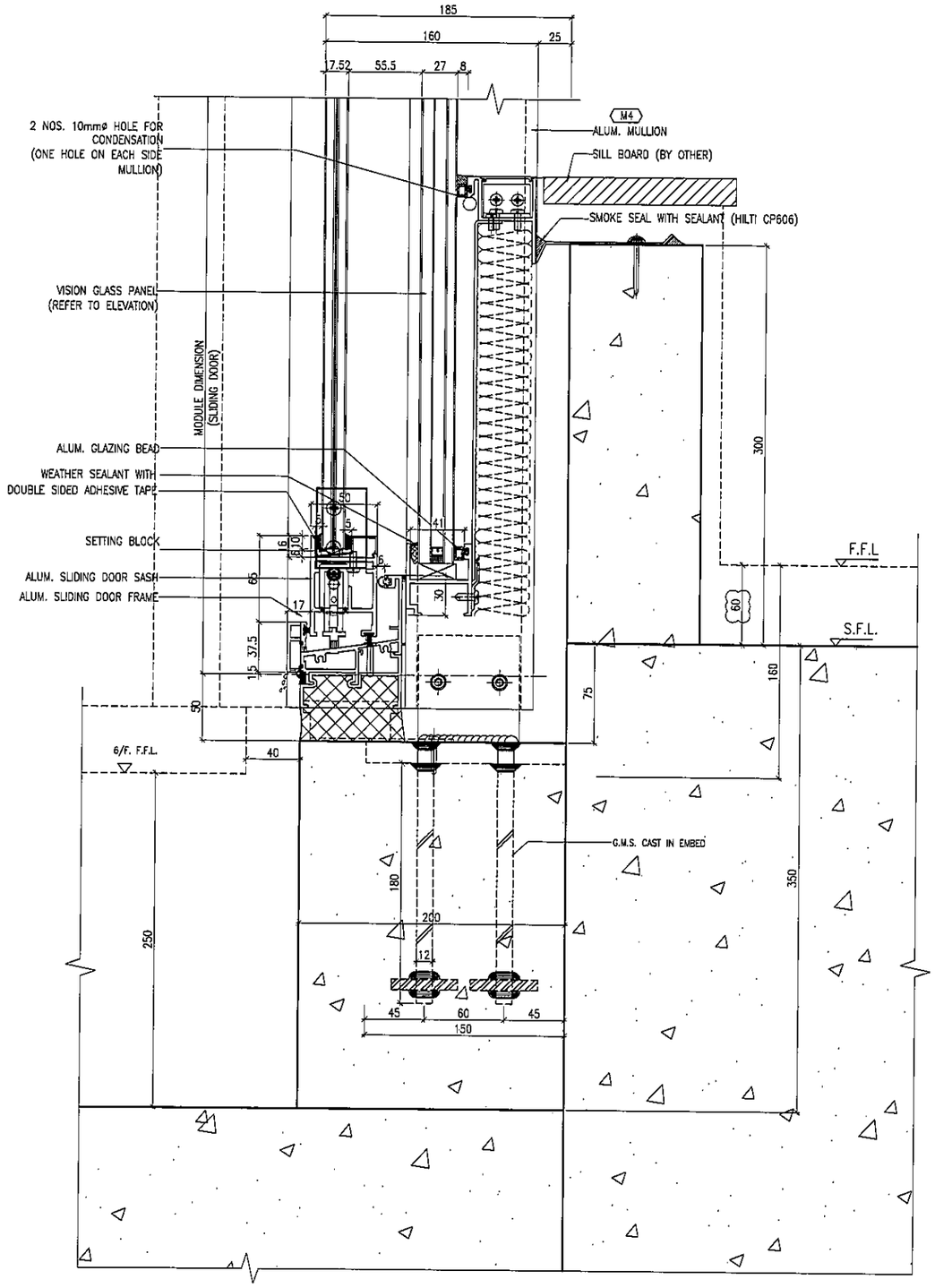

1 / 6029 TYPICAL BOTTOM SECTION DETAIL CURTAIN WALL

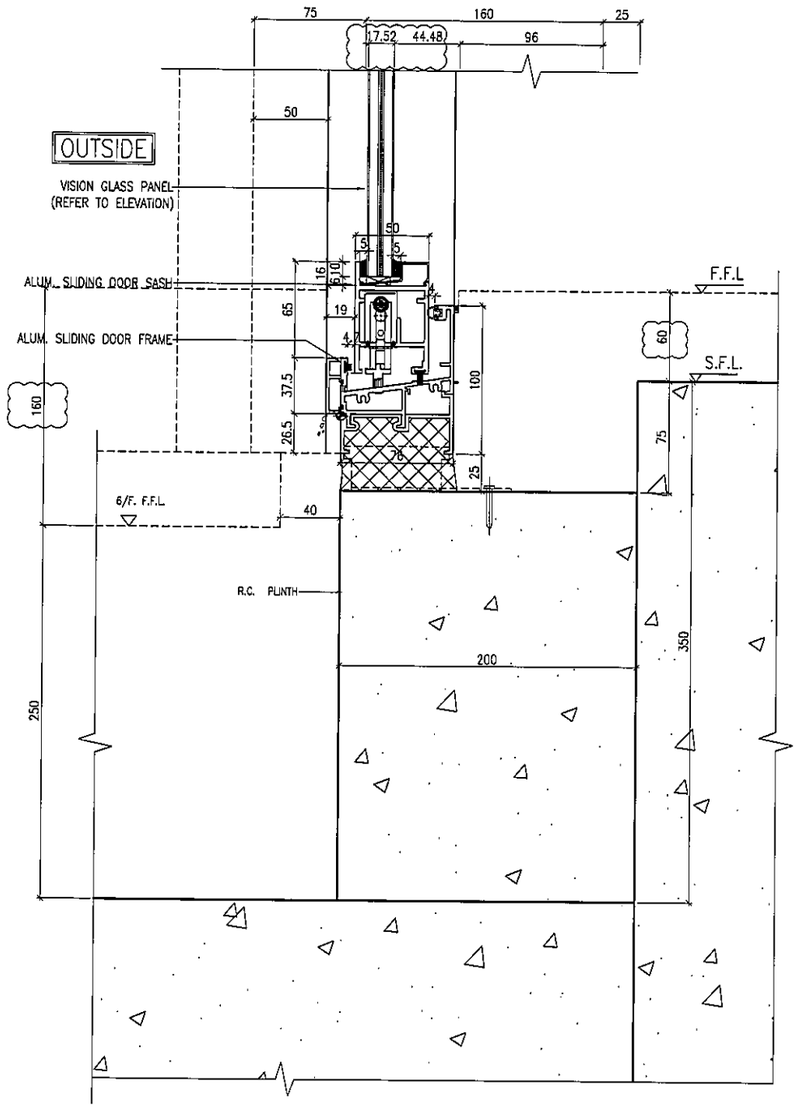

2 / 6029 TYPICAL BOTTOM SECTION DETAIL CURTAIN WALL

B.D. REF :

CLIENT :
信和置業有限公司
Sino Land Company Limited

ARCHITECT :
WONG TUNG & PARTNERS LIMITED
ARCHITECTS & PLANNERS

MAIN CONTRACTOR :
CR Construction Company Limited

STRUCTURAL ENGINEER :
AECOM

FACADE CONSULTANT:
AECOM

NOTE :
1. ALL DIMENSIONS ARE IN mm.
2. ALL ELEVATIONS ARE VIEWED FROM OUTSIDE.
3. ALL DIMENSIONS TO BE VERIFIED ON SITE BEFORE FABRICATION.

LEGEND :
X1 / X001 — DETAIL MARK NO. / REFER SHEET NO.
1. F.F.L. --FINISHED FLOOR LEVEL
2. S.F.L. --STRUCTURAL FLOOR LEVEL
3. (R) --REVERSED DETAIL

NO.	DATE	REVISED	BY
A	15/02/2019	GENERAL REVISED	

JOB NO. : J-837

PROJECT :
URA KWUN TONG TOWN CENTRE REDEVELOPMENT (AREA 2 & 3) AT NKIL 6514, KWUN TONG, KWLOON

TITLE :
TYPICAL TRANSOM DETAIL FOR CURTAIN WALL

DATE : 28-JAN-19 | SCALE : 1:2 (A1)

DRAWN BY : ASING | CHECKED BY : -

美特鋁質有限公司
MIDI ALUMINIUM FABRICATOR LTD.
Units 6-8, Sunray Industrial Centre, 1/F
610 Cha Kwo Ling Road, Kowloon
Tel:23489211-4 Fax:(852)27727666

DWG NO. : J837-CW-6029 | REV. : A