

工程指示 / 要求簡箋(E.I.)

工程指示編號：EI/ 9393 /18 修改版次：
 工程編號：J836 工程名稱：日出像城7期平台
 工程項目：Window Wall (WW2) 鋁件拆圖。
 收件人：Maggie Lor 發件人：李耀輝 日期：2018/5/28

要求提供 / 確認 事項：

- | | | |
|------------------------------------|-------------------------------------|-------------------------------|
| <input type="checkbox"/> 初步鋁料 B.M. | <input type="checkbox"/> 加工拆圖，然後生產 | <input type="checkbox"/> 尺寸表 |
| <input type="checkbox"/> 正式鋁料 B.M. | <input type="checkbox"/> 技術上資料 / 指示 | <input type="checkbox"/> 報價 |
| <input type="checkbox"/> 配件 B.M. | <input type="checkbox"/> 樣辦或貨品說明書 | <input type="checkbox"/> 分判合約 |
| <input type="checkbox"/> 其他：_____ | | |

內容：

煩請各排強組拆 Window Wall (WW2) 鋁件圖
 附上 施工圖及 CAD檔。(預留碼不用拆，只拆左、橫料)
 拆圖為：提供，地盤覆尺及拆圖批核後才進行加工，
 加工指示暫再另行通知。

請在 2018/6/17 前完成上列要求。

附有關圖紙 / 文件：

WW2 施工圖 1份 (連 CAD)

以上項目為：

- 原合約工程包 原合約工程加 / 減賬 新工程報價

原因：-

分發東莞各部門：

- () 生產技術總監 連附件 () 技術部 連附件 () 生產部 連附件 () 機械設計部 連附件
 () 採購部 連附件 () 生產統籌部 連附件
 () 質檢部 連附件 () 會計部 連附件 () 報關組 連附件 () 其他 _____ 連附件

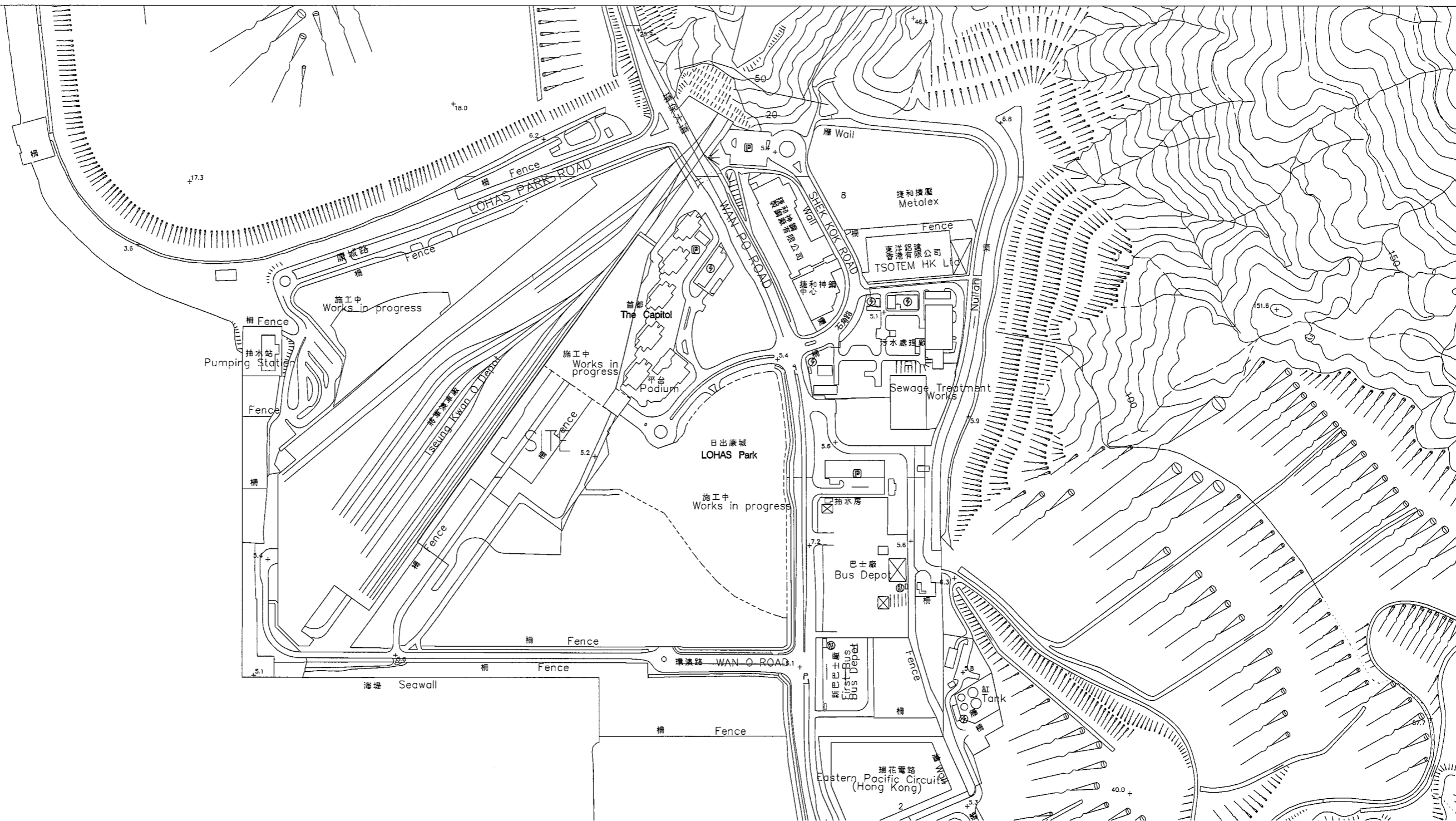
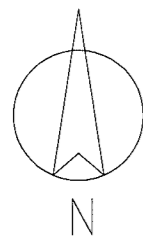
分發香港各部門：

- () 行政部 連附件 () 會計部 連附件 () 統籌部 連附件 () 工程部地盤科文 連附件
 () 採購部 連附件 () QS 部 連附件 () 維修部 連附件 () 其他 _____ 連附件

傳遞編號：

發件人簽署：

項目經理簽署：



**PROJECT : PROPOSED SITE C1, DEVELOPMENT AT AREA 86,
TKOTL 70 RP, TSEUNG KWAN O, NEW TERRITORIES**

5

**TITLE : WINDOW WALL (WW2)
SHOPDRAWING SUBMISSION**

DATE: 16 - MAY - 2018

美特鋁質有限公司
MIDI ALUMINIUM FABRICATOR LTD.
 Units 6-8, Sunray Industrial Centre, 1/F
 610 Cho Kwo Ling Road, Kowloon
 Tel: 23469211-4 Fax: (852) 2727666
 DWG NO. : J836-SD-WW2-0000 REV. : C

DRAWING SUBMISSION REGISTER

PROJECT : PROPOSED SITE C1, DEVELOPMENT AT AREA B6, TKOTL 70 RP, TSEUNG KWAN O, NEW TERRITORIES	DATE OF ISSUE								SUBMISSION STATE (FOR B.D / A.S.D)			SUBMISSION STATE (FOR CLIENT / CONSULTANT)			SUBMISSION STATE (FOR ARCHITECT)			FABRICATION / CONSTRUCTION STATE						
	ISSUE	01	02	03	04					AP - APPROVED			AP - APPROVED			AP - APPROVED			ISSUE TO CHINA OFFICE		ISSUE TO SITE		ISSUE TO SUB-CONTRACTOR	
	DAY	23	8	29	17					AC - APPROVED SUB. TO CONDITION			AC - APPROVED SUB. TO CONDITION			AC - APPROVED SUB. TO CONDITION								
	MONTH	10	12	03	05					NA - NOT APPROVED			NA - NOT APPROVED			NA - NOT APPROVED								
	YEAR	17	17	18	18					COMMENT DATE	REV.	STATE	COMMENT DATE	REV.	STATE	COMMENT DATE	REV.	STATE	REV.	DATE	REV.	DATE	REV.	DATE
DRAWING TITLE	DWG. NO.	REVISIONS																						
COVERPAGE	J836-SD-WW2-0000	-	A	B	C																			
DRAWING SUBMISSION REGISTER	J836-SD-WW2-0001	-	A	B	C																			
GENERAL NOTES OF WINDOW WALL (WW2)	J836-SD-WW2-1001	-	A	B	B																			
SECTION PROPERTIES OF WINDOW WALL (WW2)	J836-SD-WW2-1101	-	A	B	B																			
SECTION PROPERTIES OF WINDOW WALL (WW2)	J836-SD-WW2-1102	-	A	B	B																			
ELEVATION OF WINDOW WALL	J836-SD-WW2-2001	-	A	B	C																			
PARTIAL LAYOUT PLAN AT 2/F	J836-SD-WW2-3001	-	A	B	B																			
PARTIAL LAYOUT PLAN AT 3/F	J836-SD-WW2-3002	-	A	B	B																			
PARTIAL LAYOUT PLAN AT 4/F	J836-SD-WW2-3003	-	A	B	B																			
PARTIAL LAYOUT PLAN AT ROOF FLOOR	J836-SD-WW2-3004	/	/	/	-																			
EMBED CAST-IN LAYOUT PLAN AT 2/F	J836-SD-WW2-3101	-	A	B	B																			
EMBED CAST-IN LAYOUT PLAN AT ROOF	J836-SD-WW2-3102	-	A	B	B																			
TYPICAL SECTION OF WINDOW WALL AT ROOF	J836-SD-WW2-4001	-	A	B	C																			
CAST-IN TYPICAL DETAIL FOR WINDOW WALL	J836-SD-WW2-5001	-	A	B	C																			
CAST-IN TYPICAL DETAIL FOR WINDOW WALL	J836-SD-WW2-5002	-	A	B	C																			
CAST-IN TYPICAL DETAIL FOR WINDOW WALL	J836-SD-WW2-5003	-	A	B	C																			
TYPICAL JOINT DETAIL FOR WINDOW WALL	J836-SD-WW2-5004	/	-	A	B																			
TYPICAL JOINT DETAIL FOR WINDOW WALL	J836-SD-WW2-5005	/	/	-	A																			
TYPICAL JOINT DETAIL FOR WINDOW WALL	J836-SD-WW2-5006	/	/	-	A																			
TYPICAL JOINT DETAIL FOR WINDOW WALL	J836-SD-WW2-5007	/	/	-	A																			
TYPICAL JOINT DETAIL FOR WINDOW WALL	J836-SD-WW2-5008	/	/	-	C																			
CAST-IN TYPICAL DETAIL FOR WINDOW WALL	J836-SD-WW2-6001	-	A	B	C																			
CAST-IN TYPICAL DETAIL FOR WINDOW WALL	J836-SD-WW2-6002	-	A	B	C																			
CAST-IN TYPICAL DETAIL FOR WINDOW WALL	J836-SD-WW2-6003	/	/	-	A																			
EMBED DETAILS FOR WINDOW WALL	J836-SD-WW2-9001	-	A	B																				
EMBED DETAILS FOR WINDOW WALL	J836-SD-WW2-9002	-	A	B																				
TOTAL PAGES : (INCLUDING COVERPAGE AND DRAWING SUBMISSION REGISTER)		19	20	25																				

IN-HOUSE DESIGN CHECKER

美特鋁質有限公司
MIDI ALUMINUM FABRICATOR LTD.
 Units 6-8, Sunray Industrial Centre, 1/F
 610 Cha Kwo Ling Road, Kowloon
 Tel: 23489211-4 Fax: (852) 27727666

DWG NO. : J836-SD-WW2-0001 REV. : C

GENERAL NOTES FOR WINDOW WALL (WW2)

ALL STRUCTURAL DETAIL FOR WINDOW ARE APPROVED IN LOCKED POSITION

(A) STANDARDS AND CODES

- GENERAL DESIGN:
 - CODE OF PRACTICE ON WIND EFFECTS IN HONG KONG - 2004
 - CODE OF PRACTICE FOR THE STRUCTURAL USE OF CONCRETE, 2013
 - BUILDING (CONSTRUCTION) REGULATIONS CAP 123, 1990
 - CODE OF PRACTICE FOR DEAD AND IMPOSED LOADS 2011
- GLASS GLAZING:
 - BS6262: BRITISH STANDARD CODE OF PRACTICE FOR GLAZING OF BUILDINGS - 2005
- ALUMINIUM, STEEL & STAINLESS STEEL:
 - BS8118: STRUCTURAL USE OF ALUMINIUM
 - BS EN 485: PART 2: 2004
 - BS1474: SPECIFICATION FOR WROUGHT ALUMINIUM AND ALUMINIUM ALLOYS FOR GENERAL ENGINEERING PURPOSE; BAR, EXTRUDED ROUND TUBES AND SECTIONS
 - HONG KONG CODE OF PRACTICE FOR THE STRUCTURAL USE OF STEEL 2011
 - CONCISE GUIDE TO THE STRUCTURAL DESIGN OF STAINLESS STEEL
 - BS6105: CORROSION-RESISTANT STAINLESS STEEL FASTENERS - 1981

(B) LOADING DATA

- WIND LOAD:
 - ACCORDING TO WIND TUNNEL TEST REPORTS:
 - POSITIVE $q_p = 4.00$ kPa MAXIMUM
 - NEGATIVE $q_p = 4.00$ kPa MAXIMUM
- IMPOSED LIVE LOAD (MAINTENANCE LOAD):
 - CASE 1 : 0.75 kPa UNIFORM LOAD APPLIED AT INFILL PANEL
- IMPOSED LIVE LOAD (CROWD LOAD):
 - CASE 1 : 1.50 kN/m LINEAR LOAD APPLIED AT 1.1m FROM FFL
 - CASE 2 : 1.50 kPa UNIFORM LOAD APPLIED AT INFILL PANEL
 - CASE 3 : 1.50 kN CONCENTRATED LOAD APPLIED TO ANY PART OF INFILL
- DEAD LOAD:
 - GLASS = 26.0 kN/m²
 - STEEL = 77.0 kN/m²
 - ALUMINIUM = 27.2 kN/m²
 - DESIGN DEAD LOAD = 1.25 kPa

(C) MATERIALS

- ALUMINIUM ALLOY:
 - ALUMINIUM PANEL (GRADE 3003-H14) (BS EN 485-2:2004)
 - 0.2% YIELD STRESS $R_{0.2} = 125$ MPa
 - LIMITING SHEAR STRESS $p_v = 75$ MPa
 - LIMITING BENDING STRESS $p_b = 125$ MPa
 - LIMITING TENSILE STRESS $p_t = 135$ MPa
 - MODULUS OF ELASTICITY $E = 70,000$ MPa
 - ALUMINIUM EXTRUDED STRUCTURAL SHAPES (GRADE 6063-T5) (BS EN 755-2:1997)
 - 0.2% YIELD STRESS $R_{0.2} = 110$ MPa
 - LIMITING SHEAR STRESS $p_v = 65$ MPa
 - LIMITING BENDING STRESS $p_b = 110$ MPa
 - LIMITING TENSILE STRESS $p_t = 130$ MPa
 - MODULUS OF ELASTICITY $E = 70,000$ MPa
 - ALUMINIUM EXTRUDED STRUCTURAL SHAPES (GRADE 6063-T6) (BS EN 755-2:1997)
 - 0.2% YIELD STRESS $R_{0.2} = 160$ MPa
 - LIMITING SHEAR STRESS $p_v = 96$ MPa
 - LIMITING BENDING STRESS $p_b = 160$ MPa
 - LIMITING TENSILE STRESS $p_t = 172$ MPa
 - MODULUS OF ELASTICITY $E = 70,000$ MPa
 - ALUMINIUM EXTRUDED STRUCTURAL SHAPES (GRADE 6061-T6) (BS EN 755-2:1997)
 - 0.2% YIELD STRESS $R_{0.2} = 240$ MPa
 - LIMITING SHEAR STRESS $p_v = 145$ MPa
 - LIMITING BENDING STRESS $p_b = 240$ MPa
 - LIMITING TENSILE STRESS $p_t = 260$ MPa
 - MODULUS OF ELASTICITY $E = 70,000$ MPa
- MILD STEEL: (HOT DIP GALVANIZED COMPLY WITH BS EN ISO 1461:1999 MIN. THICKNESS = 0.5 mm)
 - GR. 43 $E = 205,000$ MPa (HK STEEL CODE 2011 TABLE 3.2)
 - S275 DESIGN STRENGTH p_y :
 - 16mm $p_y = 275$ MPa
 - 40mm $p_y = 265$ MPa
 - 63mm $p_y = 255$ MPa
- STAINLESS STEEL: (SCI PUBLICATION P291-2001)
 - GR. 316 MODULUS OF ELASTICITY $E = 200,000$ MPa
 - DESIGN STRENGTH $p_y = 220$ MPa
 - GR. 316L MODULUS OF ELASTICITY $E = 200,000$ MPa
 - DESIGN STRENGTH $p_y = 220$ MPa
- STAINLESS STEEL FASTENER:
 - GR. A4-70
 - YIELD STRENGTH $Y_f = 450$ MPa
 - ULTIMATE TENSILE STRENGTH $U_f = 700$ MPa
 - SHEAR STRENGTH $p_s = 311$ MPa
 - BEARING STRENGTH $p_b = 828$ MPa
 - TENSION STRENGTH $p_t = 374$ MPa

(D) PERMISSIBLE DEFLECTION

- FOR STEEL FRAMING MEMBERS (HK STEEL CODE 2011 CLAUSE 13.3.2)
 - CANTILEVERS $L/180$ MAX
 - OTHER BEAMS $L/200$ MAX
 - TRANSOMS FOR VERTICAL DEAD LOAD 3.0mm MAX
- FOR ALUMINIUM PANEL
 - SINGLE PANE PANEL $L/90$ MAX
- FOR GLASS PANEL
 - SINGLE PANE PANEL $L/60$ MAX

(E) ANCHOR BOLT

- ALL ANCHOR BOLT TO BE ACCORDING TO MANUFACTURER'S TECHNICAL DATA.
- INSTALLATION OF ANCHOR BOLT FOLLOW WITH MANUFACTURER'S RECOMMENDATION.
- FACTOR OF SAFETY = 3

B.D. REF.	TYPE	MINIMUM CONCRETE THICKNESS (mm)	EFFECTIVE ANCHORAGE DEPTH (mm)	MINIMUM EDGE DISTANCE (mm)	MINIMUM SPACING (mm)	RECOMMENDED TENSILE FORCE (KN)	RECOMMENDED SHEAR FORCE (KN)	PULL-OUT TEST LOAD (KN)
BD-AF 149 (FOR CRACKED CONCRETE)	"HILTI" HST3-R M10 SAFETY ANCHOR BOLTS	120	60	45	40	4.00	8.40	1.50 x 4.00 = 6.00

(F) SEPARATION BETWEEN DISSIMILAR MATERIALS

- CONTACT SURFACE BETWEEN DISSIMILAR MATERIALS WILL BE ISOLATED BY A LAYER OF PVC TAPE (VERTICAL SURFACE)/BITUMAN PAINT (HORIZONTAL SURFACE).

(G) GLASS PANEL

- ALL GLASS PANEL DESIGN SHALL BE COMPLIED WITH BS6262: BRITISH STANDARD CODE OF PRACTICE FOR GLAZING OF BUILDINGS - 2005.
- IMPACT TEST OF TEMPERED GLASS SHALL BE COMPLIED WITH BS 6206.
- ALL GLASS PANEL QUALITY SHALL BE COMPLIED WITH ASTM C1048.
 - MODULUS OF ELASTICITY = 70000 MPa
 - DEFLECTION LIMIT = SPAN/60
- ALLOWABLE STRESS
 - INSULATED GLAZING UNIT (UNFACTORED LOAD) = 50 MPa MAX.
 - SURFACE COMPRESSIVE STRENGTH OF ALL GLASS TYPE SHOULD NOT LESS THAN 69MPa.
- HEAT SOAK TEST OF TEMPERED GLASS SHALL BE CARRIED OUT ACCORDING TO PNAF APP-37 & BS EN 14179.

No.	GLASS TYPE	MAX PANEL SIZE (mm)
GL01	12mm THK. CLEAR TEMPERED GLASS+12mm AIR+15mm THK. TEMPERED GLASS WITH FRIT PATTERN GLASS I.G.U.	2098(W)x4670(H)

(H) SILICONE SEALANT

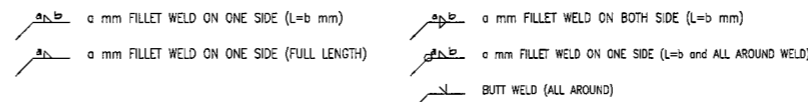
- DOW CORNING 791 TO BE USED AS WEATHER SEALANT BETWEEN MATERIAL OF ALUMINIUM/ALUMINIUM, GLASS/GLASS & ALUMINIUM/GLASS.
- DOW CORNING 983 TO BE USED AS STRUCTURAL SEALANT. (BD REF.: BD-SS-001)

(I) GASKET & SETTING BLOCK

- ALL GASKET USED SHALL BE DENSE EXTRUDED NEOPRENE WITH A HARDNESS OF 75±5° FOR SOLID PROFILES AND 60±5° FOR HOLLOW PROFILES
- SETTING BLOCKS SHALL BE DENSE EXTRUDED NEOPRENE WITH A HARDNESS OF 85±5° DUROMETER SHORE "A", A MIN. LENGTH OF 125mm & A MIN. WIDTH CORRESPONDING TO THE GLASS THICKNESS & LOCATED AT GLASS QUARTER POINTS.

(J) WELDING

- ALL WELDING SHALL COMPLY TO BS EN 1011-1 : 2009.
- ALL WELD PROCEDURES TO BE COMPLIED WITH BS EN ISO 15614.
- ALL WELD SHALL BE 8mm FILLET WELD UNLESS OTHERWISE SPECIFIED.
- ALL WELDING SHALL BE DONE BY THE QUALIFIED WELDERS COMPLIED WITH BS EN 287-1 : 2009.
- ALL SITE WELDS SHALL BE RECEIVED WITH 2 COATS OF ZINC CHROMATE PRIMER.
- DESIGN STRENGTH = 220 N/mm²
- WELD SIZE SHALL BE IN FULL LENGTH UNLESS OTHERWISE SPECIFIED BELOW:



(K) CAST-IN EMBED

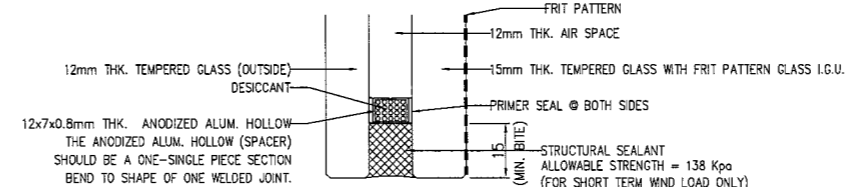
- ALL MULLION FIXING LOCATION ARE TO BE CAST-IN EMBED TYPE EM-A, EM-C & EM-D.

(L) STRUCTURAL CONCRETE GRADE (FOR INFORMATION ONLY)

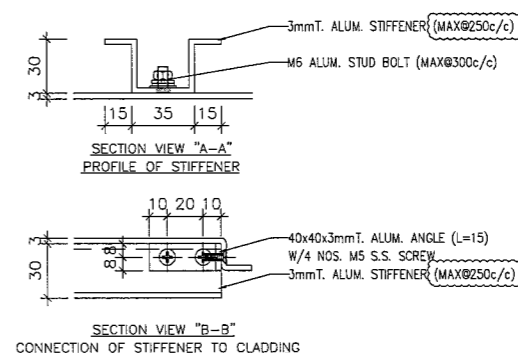
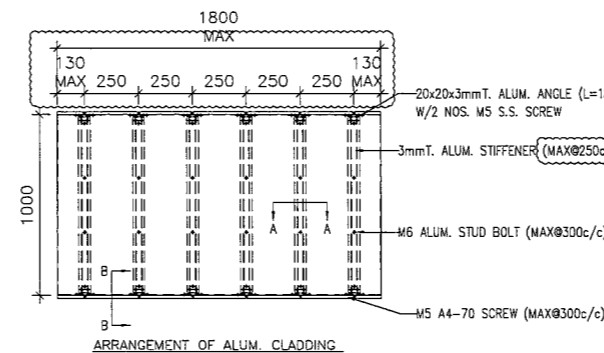
- CONCRETE GRADE = 45D (MIN.)

" TYPICAL STRUCTURAL SEALANT BITE " FOR DOUBLE GLAZING GLASS UNIT (I.G.U)

QUALITY ASSURANCE DOCUMENT SUCH AS TEST REPORT / CERTIFICATES INDICATING COMPLES WITH ASTM E2190 OR EQUIVALENT WITH RESPECT TO THE SEAL PERFORMANCE FOR INSTALLING GLASS UNIT SHALL BE SUBMITTED TO BD PRIOR FOR INSTALLING GLASS UNIT SHALL BE SUBMITTED TO BD PRIOR TO COMMENCE OF WORKS.



" TYPICAL ALUM. PANEL W/ STIFFENER "



B.D. REF :

CLIENT :



ARCHITECT :



MAIN CONTRACTOR :



STRUCTURAL ENGINEER :



FAÇADE CONSULTANT:



NOTE :

- ALL DIMENSIONS ARE IN mm.
- ALL ELEVATIONS ARE VIEWED FROM OUTSIDE.
- ALL DIMENSIONS TO BE VERIFIED ON SITE BEFORE FABRICATION.

LEGEND :

- X1 - DETAIL MARK NO.
- X001 - REFER SHEET NO.

- F.F.L. --- FINISHED FLOOR LEVEL
- S.F.L. --- STRUCTURAL FLOOR LEVEL
- (R) --- REVERSED DETAIL

NO.	DATE	REVISED	BY
B	08-03-2018	REVISION SUBJECT TO ARCH. COMMENT	TC
A	04-12-2017	REVISION SUBJECT TO ARCH. COMMENT	TC

JOB NO. : J-836

PROJECT : PROPOSED SITE C1 DEVELOPMENT AT AREA 86, TKOTL 70 RP, TSEUNG KWAN O, NEW TERRITORIES

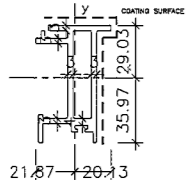
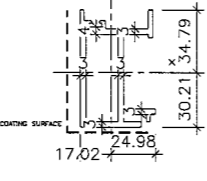
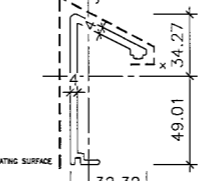
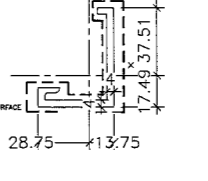
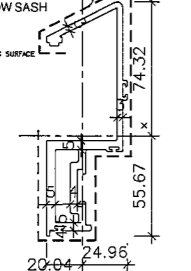
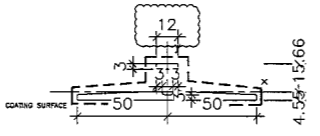
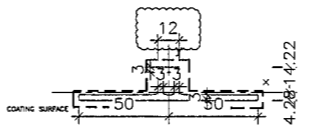
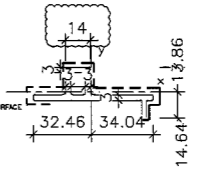





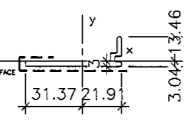
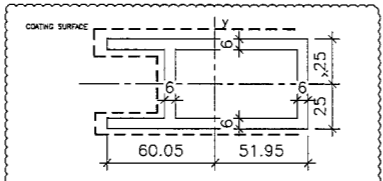
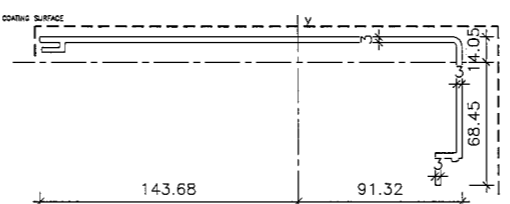
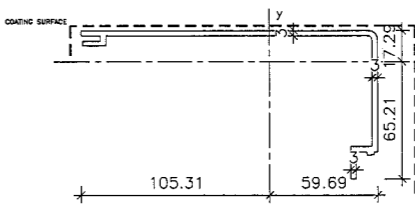
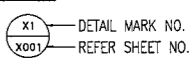
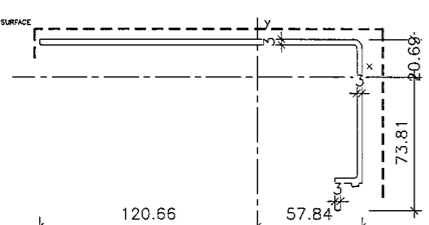
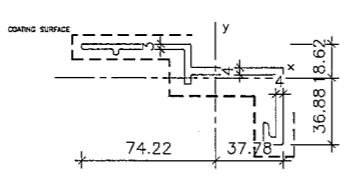
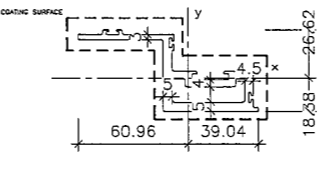
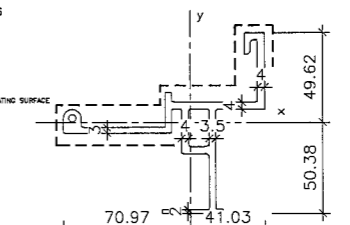
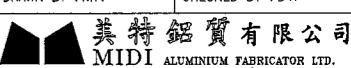
TITLE : GENERAL NOTES OF WINDOW WALL (WW2)

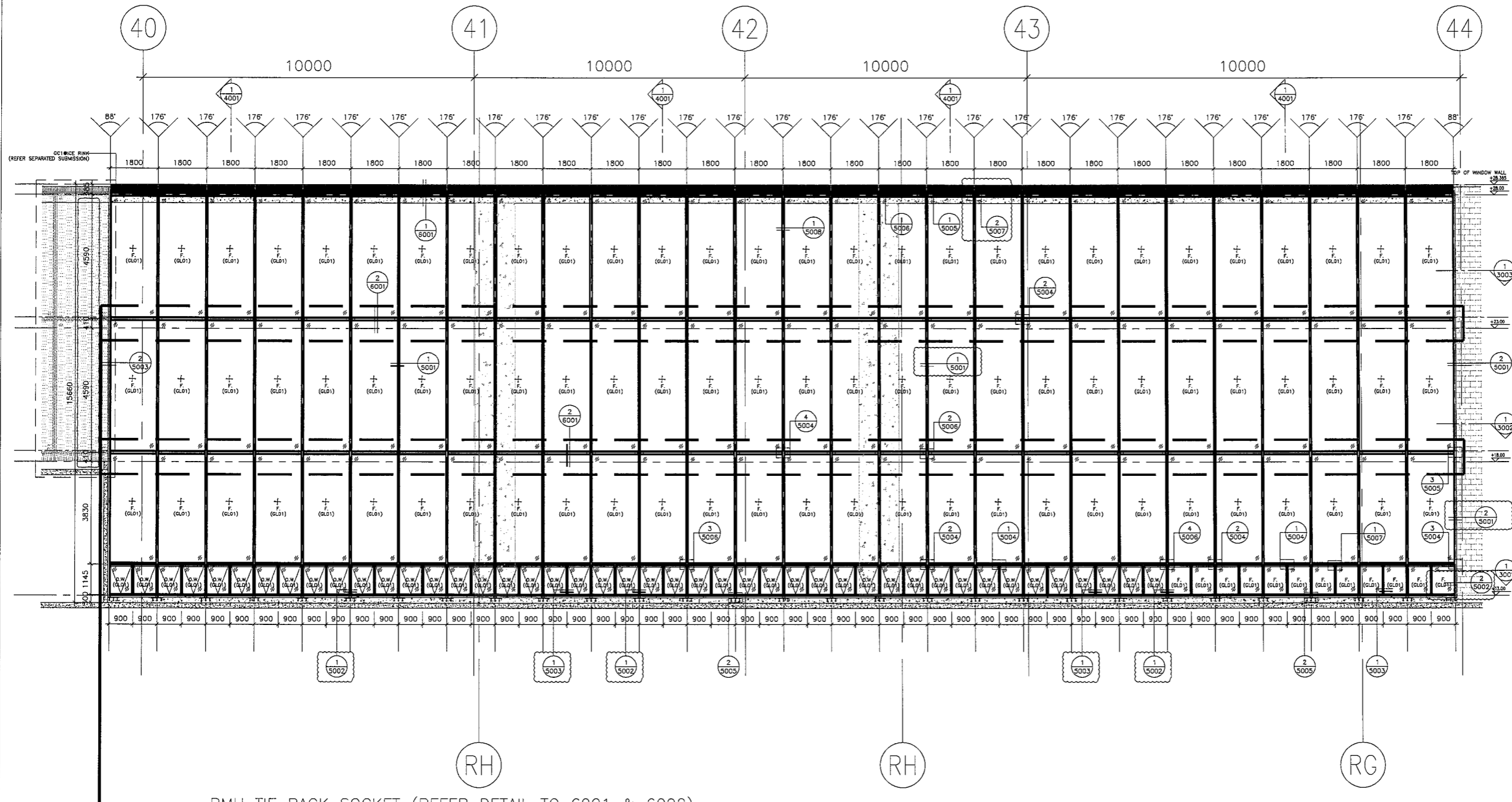
DATE : 04-OCT-17 SCALE : NTS

DRAWN BY : MN CHECKED BY : DW

美特鋁質有限公司
MIDI ALUMINIUM FABRICATOR LTD.
Units 6-8, Sunray Industrial Centre, 1/F
610 Cha Kwo Ling Road, Kowloon
Tel: 23489211-4 Fax: (852) 2727666

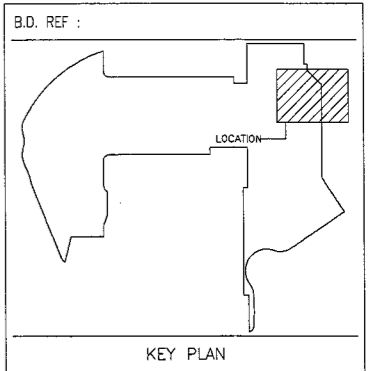
DWG NO. : J836-SD-WW2-1001 REV. : B

<p>PROPERTIES</p> <p>MEMBER : ALUM. FIXED WINDOW SUB-FRAME A GRADE : 6063-T6</p>  <p>REGIONS</p> <p>Area(m²): 632.950001 Perimeter(m): 416.545131 Bounding box(m): X: -21.872570 -- 20.127430 Y: -25.972540 -- 23.627460 Centroid(m): X: 0.000000 Y: 0.000000 Moments of inertia(m⁴): X: 324653.624181 Y: 62611.392518 Product of inertia(m⁴): XY: 11887.819179 Radii of gyration(m): X: 21.252227 Y: 10.228460 Principal moments and X-Y directions about centroidal(m⁴): I: 62380.317314 along C.O. 0.01410 0.998781 I: 59224.682524 along C-O. 998678 0.031401 Elastic Modulus(m²): Zx I / y-max= 7913 Zy I / x-max= 3018</p>	<p>PROPERTIES</p> <p>MEMBER : ALUM. FIXED WINDOW SUB-FRAME B GRADE : 6063-T6</p>  <p>REGIONS</p> <p>Area(m²): 666.950001 Perimeter(m): 438.474334 Bounding box(m): X: -17.021114 -- 24.977886 Y: -25.972540 -- 24.792536 Centroid(m): X: 0.000000 Y: 0.000000 Moments of inertia(m⁴): X: 324654.624298 Y: 62612.218139 Product of inertia(m⁴): XY: -8414.164970 Radii of gyration(m): X: 21.252227 Y: 10.228460 Principal moments and X-Y directions about centroidal(m⁴): I: 110208.297761 along C.O. 0.043159 -0.999066 I: 320218.475120 along C.O. 999066 0.043191 Elastic Modulus(m²): Zx I / y-max= 8795 Zy I / x-max= 4421</p>	<p>PROPERTIES</p> <p>MEMBER : ALUM. FEATURE ADAPTER GRADE : 6063-T5</p>  <p>REGIONS</p> <p>Area(m²): 593.186021 Perimeter(m): 331.228448 Bounding box(m): X: -10.184740 -- 32.315260 Y: -49.027561 -- 34.272515 Centroid(m): X: 0.000000 Y: 0.000000 Moments of inertia(m⁴): X: 372427.722563 Y: 25.948995 Product of inertia(m⁴): XY: 64991.682574 Radii of gyration(m): X: 25.948995 Y: 12.403486 Principal moments and X-Y directions about centroidal(m⁴): I: 71253.012851 along C.O. 209597 0.977764 I: 386203.420281 along C-O. 977766 0.209491 Elastic Modulus(m²): Zx I / y-max= 7599 Zy I / x-max= 2624</p>	<p>PROPERTIES</p> <p>MEMBER : ALUM. OPENABLE WINDOW SUB-FRAME GRADE : 6063-T6</p>  <p>REGIONS</p> <p>Area(m²): 444.214948 Perimeter(m): 321.921768 Bounding box(m): X: -28.751460 -- 13.748940 Y: -17.486264 -- 37.513734 Centroid(m): X: 0.000000 Y: 0.000000 Moments of inertia(m⁴): X: 142481.778946 Y: 17.903522 Product of inertia(m⁴): XY: 64713.931447 Radii of gyration(m): X: 17.903522 Y: 14.645737 Principal moments and X-Y directions about centroidal(m⁴): I: 4999.605448 along C.O. 0.73332 0.819330 I: 197765.044073 along C-O. 819330 0.733221 Elastic Modulus(m²): Zx I / y-max= 3314</p>	<p>B.D. REF :</p>												
<p>PROPERTIES</p> <p>MEMBER : ALUM. OPENABLE WINDOW SASH GRADE : 6063-T5</p>  <p>REGIONS</p> <p>Area(m²): 419.333605 Perimeter(m): 610.983000 Bounding box(m): X: -20.035616 -- 24.964384 Y: -55.670521 -- 34.321479 Centroid(m): X: 0.000000 Y: 0.000000 Moments of inertia(m⁴): X: 1642906.817592 Y: 284256.177920 Product of inertia(m⁴): XY: 321925.659327 Radii of gyration(m): X: 38.272818 Y: 14.653327 Principal moments and X-Y directions about centroidal(m⁴): I: 170290.232945 along C.O. 213537 0.976931 I: 112578.768238 along C-O. 976935 0.213537 Elastic Modulus(m²): Zx I / y-max= 22105 Zy I / x-max= 9832</p>	<p>PROPERTIES</p> <p>MEMBER : 176° ALUM. ANGLE ADAPTER GRADE : 6063-T6</p>  <p>REGIONS</p> <p>Area(m²): 498.416993 Perimeter(m): 870.943255 Bounding box(m): X: -50.000000 Y: -4.571201 -- 15.658799 Centroid(m): X: 0.000000 Y: 0.000000 Moments of inertia(m⁴): X: 14438.891257 Y: 290203.666607 Product of inertia(m⁴): XY: 0.000000 Radii of gyration(m): X: 5.282192 Y: 24.254539 Principal moments and X-Y directions about centroidal(m⁴): I: 14438.891257 along C.O. 0.000000 0.000000 I: 290203.666607 along C.O. 0.000000 1.000000 Elastic Modulus(m²): Zx I / y-max= 522 Zy I / x-max= 3840</p>	<p>PROPERTIES</p> <p>MEMBER : 180° ALUM. ANGLE ADAPTER A GRADE : 6063-T5</p>  <p>REGIONS</p> <p>Area(m²): 413.833313 Perimeter(m): 628.878760 Bounding box(m): X: -50.000000 Y: -4.278584 -- 14.221416 Centroid(m): X: 0.000000 Y: 0.000000 Moments of inertia(m⁴): X: 11254.799475 Y: 215817.028115 Product of inertia(m⁴): XY: 0.000074 Radii of gyration(m): X: 5.282192 Y: 24.671858 Principal moments and X-Y directions about centroidal(m⁴): I: 11254.799475 along C.O. 0.000000 0.000000 I: 215817.028115 along C.O. 0.000000 1.000000 Elastic Modulus(m²): Zx I / y-max= 7599 Zy I / x-max= 5021</p>	<p>PROPERTIES</p> <p>MEMBER : FIXED WINDOW JAMB (SIDE A) GRADE : 6063-T5</p>  <p>REGIONS</p> <p>Area(m²): 343.723310 Perimeter(m): 528.420252 Bounding box(m): X: -32.459500 Y: -14.639804 -- 13.861196 Centroid(m): X: 0.000000 Y: 0.000000 Moments of inertia(m⁴): X: 13678.978349 Y: 104521.492764 Product of inertia(m⁴): XY: -13977.676357 Radii of gyration(m): X: 10.452764 Y: 17.446478 Principal moments and X-Y directions about centroidal(m⁴): I: 11376.019631 along C.O. 988906 -0.148542 I: 109731.025461 along C.O. 148542 0.988906 Elastic Modulus(m²): Zx I / y-max= 934 Zy I / x-max= 3073</p>	<p>CLIENT :</p>  <p>ARCHITECT :</p>  <p>MAIN CONTRACTOR :</p>  <p>STRUCTURAL ENGINEER :</p>  <p>FAÇADE CONSULTANT:</p> 												
<p>PROPERTIES</p> <p>MEMBER : ALUM. FIXED WINDOW SUB-FRAME END CAP GRADE : 6063-T6</p>  <p>REGIONS</p> <p>Area(m²): 198.499465 Perimeter(m): 143.888286 Bounding box(m): X: -31.372895 Y: -3.041719 -- 13.458281 Centroid(m): X: 0.000000 Y: 0.000000 Moments of inertia(m⁴): X: 2285.213374 Y: 35448.680828 Product of inertia(m⁴): XY: 6129.964492 Radii of gyration(m): X: 3.363567 Y: 16.903627 Principal moments and X-Y directions about centroidal(m⁴): I: 1835.081242 along C.O. 993668 0.112377 I: 317278.812863 along C-O. 112377 0.993668 Elastic Modulus(m²): Zx I / y-max= 188 Zy I / x-max= 1787</p>	<p>PROPERTIES</p> <p>MEMBER : TIE-BACK SOCKET GRADE : 6063-T5</p>  <p>REGIONS</p> <p>Area(m²): 1808.000000 Perimeter(m): 600.000000 Bounding box(m): X: -60.000000 Y: -25.000000 Centroid(m): X: 0.000000 Y: 0.000000 Moments of inertia(m⁴): X: 709450.000114 Y: 2117722.819964 Product of inertia(m⁴): XY: 0.000010 Radii of gyration(m): X: 24.822222 Y: 34.320331 Principal moments and X-Y directions about centroidal(m⁴): I: 709450.000114 along C.O. 0.000000 0.000000 I: 2117722.819964 along C.O. 0.000000 1.000000 Elastic Modulus(m²): Zx I / y-max= 28376 Zy I / x-max= 32584</p>	<p>PROPERTIES</p> <p>MEMBER : ALUM. EXTRUSION CAPPING A GRADE : 6063-T5</p>  <p>REGIONS</p> <p>Area(m²): 1808.000000 Perimeter(m): 686.215090 Bounding box(m): X: -143.680075 Y: -68.448725 -- 91.319225 Centroid(m): X: 0.000000 Y: 0.000000 Moments of inertia(m⁴): X: 328227.209948 Y: 6277949.414820 Product of inertia(m⁴): XY: -1047348.792954 Radii of gyration(m): X: 25.818185 Y: 80.171125 Principal moments and X-Y directions about centroidal(m⁴): I: 379667.680437 along C.O. 986209 -0.166516 I: 6256718.941964 along C.O. 166516 0.986209 Elastic Modulus(m²): Zx I / y-max= 8077 Zy I / x-max= 45781</p>	<p>PROPERTIES</p> <p>MEMBER : ALUM. EXTRUSION CAPPING B GRADE : 6063-T5</p>  <p>REGIONS</p> <p>Area(m²): 813.421571 Perimeter(m): 546.219030 Bounding box(m): X: -105.300000 Y: -59.620376 -- 17.291624 Centroid(m): X: 0.000000 Y: 0.000000 Moments of inertia(m⁴): X: 311256.652144 Y: 3618026.024207 Product of inertia(m⁴): XY: -656101.929107 Radii of gyration(m): X: 25.052118 Y: 56.737326 Principal moments and X-Y directions about centroidal(m⁴): I: 323489.410259 along C.O. 961482 -0.274870 I: 3626078.982520 along C.O. 274870 0.961482 Elastic Modulus(m²): Zx I / y-max= 7837 Zy I / x-max= 24856</p>	<p>NOTE :</p> <ol style="list-style-type: none"> ALL DIMENSIONS ARE IN MM. ALL ELEVATIONS ARE VIEWED FROM OUTSIDE. ALL DIMENSIONS TO BE VERIFIED ON SITE BEFORE FABRICATION. <p>LEGEND :</p>  <ol style="list-style-type: none"> F.F.L. --- FINISHED FLOOR LEVEL S.F.L. --- STRUCTURAL FLOOR LEVEL ⊗ --- REVERSED DETAIL <table border="1"> <tr> <td>B</td> <td>08-03-2018</td> <td>REVISION SUBJECT TO ARCH. COMMENT</td> <td>TC</td> </tr> <tr> <td>A</td> <td>04-12-2017</td> <td>REVISION SUBJECT TO ARCH. COMMENT</td> <td>TC</td> </tr> <tr> <td>NO.</td> <td>DATE</td> <td>REMSD</td> <td>BY</td> </tr> </table>	B	08-03-2018	REVISION SUBJECT TO ARCH. COMMENT	TC	A	04-12-2017	REVISION SUBJECT TO ARCH. COMMENT	TC	NO.	DATE	REMSD	BY
B	08-03-2018	REVISION SUBJECT TO ARCH. COMMENT	TC													
A	04-12-2017	REVISION SUBJECT TO ARCH. COMMENT	TC													
NO.	DATE	REMSD	BY													
<p>PROPERTIES</p> <p>MEMBER : ALUM. EXTRUSION CAPPING C GRADE : 6063-T5</p>  <p>REGIONS</p> <p>Area(m²): 648.481970 Perimeter(m): 567.506700 Bounding box(m): X: -120.656780 Y: -73.810780 -- 20.080220 Centroid(m): X: 0.000000 Y: 0.000000 Moments of inertia(m⁴): X: 784431.029262 Y: 6887706.347024 Product of inertia(m⁴): XY: -849562.537094 Radii of gyration(m): X: 25.642220 Y: 58.236732 Principal moments and X-Y directions about centroidal(m⁴): I: 427344.988978 along C.O. 941193 -0.332243 I: 894379.043709 along C.O. 332243 0.941193 Elastic Modulus(m²): Zx I / y-max= 10119 Zy I / x-max= 23685</p>	<p>PROPERTIES</p> <p>MEMBER : ALUM. OPENABLE WINDOW TOP SUB-FRAME GRADE : 6063-T6</p>  <p>REGIONS</p> <p>Area(m²): 648.874999 Perimeter(m): 375.261949 Bounding box(m): X: -74.218866 Y: -37.781374 -- 18.622894 Centroid(m): X: 0.000000 Y: 0.000000 Moments of inertia(m⁴): X: 784431.029262 Y: 6887706.347024 Product of inertia(m⁴): XY: -849562.537094 Radii of gyration(m): X: 25.642220 Y: 58.236732 Principal moments and X-Y directions about centroidal(m⁴): I: 66213.768678 along C.O. 925248 -0.379378 I: 894379.043709 along C.O. 379378 0.925248 Elastic Modulus(m²): Zx I / y-max= 6540 Zy I / x-max= 10325</p>	<p>PROPERTIES</p> <p>MEMBER : ALUM. OPENABLE WINDOW TOP SASH GRADE : 6063-T5</p>  <p>REGIONS</p> <p>Area(m²): 676.131431 Perimeter(m): 425.187311 Bounding box(m): X: -60.962890 Y: -39.037148 -- 18.379252 Centroid(m): X: 0.000000 Y: 0.000000 Moments of inertia(m⁴): X: 176772.159989 Y: 1487921.487926 Product of inertia(m⁴): XY: -200798.982811 Radii of gyration(m): X: 13.818795 Y: 31.298380 Principal moments and X-Y directions about centroidal(m⁴): I: 82981.249231 along C.O. 932523 -0.430286 I: 1256532.398204 along C.O. 430286 0.932523 Elastic Modulus(m²): Zx I / y-max= 6540 Zy I / x-max= 8244</p>	<p>PROPERTIES</p> <p>MEMBER : ALUM. OPENABLE WINDOW BOTTOM SUB-FRAME GRADE : 6063-T6</p>  <p>REGIONS</p> <p>Area(m²): 1148.002763 Perimeter(m): 633.928649 Bounding box(m): X: -70.972149 Y: -50.380000 -- 49.619751 Centroid(m): X: 0.000000 Y: 0.000000 Moments of inertia(m⁴): X: 614236.502921 Y: 1142571.230718 Product of inertia(m⁴): XY: 250273.049767 Radii of gyration(m): X: 25.138778 Y: 31.298380 Principal moments and X-Y directions about centroidal(m⁴): I: 511993.872081 along C.O. 925267 0.378239 I: 1256532.398204 along C-O. 378239 0.925267 Elastic Modulus(m²): Zx I / y-max= 12194 Zy I / x-max= 15945</p>	<p>JOB NO. : J-836</p> <p>PROJECT : PROPOSED SITE C1 DEVELOPMENT AT AREA 86, TKOTL 70 RP, TSEUNG KWAN O, NEW TERRITORIES</p> <p>TITLE : SECTION PROPERTIES OF WINDOW WALL (WW2)</p> <p>DATE : 04-OCT-17 SCALE : 1:4</p> <p>DRAWN BY : MN CHECKED BY : DW</p>  <p>Units 6-8, Sunray Industrial Centre, 1/F 610 Cho Kwo Ling Road, Kowloon Tel: 23489211-4 Fax: (852) 27272666</p> <p>DWG NO. : JB36-SW-WW2-1101 REV. : B</p>												



BMU TIE BACK SOCKET (REFER DETAIL TO 6001 & 6002)

1 PARTIAL LAYOUT PLAN AT 2/F
2001 (REFER TO DWG 1/3001, 1/3002 & 1/3003)



CLIENT :
MTR
VENTURE SMART LIMITED

ARCHITECT :
P&T Architects and Engineers Ltd
巴丹拿建築及工程師有限公司

MAIN CONTRACTOR :
CHINA OVERSEAS BUILDING CONSTRUCTION LTD.

STRUCTURAL ENGINEER :
ARUP
FACADE CONSULTANT :
MEIN-HARDT

NOTE :
1. ALL DIMENSIONS ARE IN mm.
2. ALL ELEVATIONS ARE VIEWED FROM OUTSIDE.
3. ALL DIMENSIONS TO BE VERIFIED ON SITE BEFORE FABRICATION.

LEGEND :

X1 --- DETAIL MARK NO.
X001 --- REFER SHEET NO.

1. F.F.L. --- FINISHED FLOOR LEVEL
2. S.F.L. --- STRUCTURAL FLOOR LEVEL
3. (R) --- REVERSED DETAIL
4. MEMBER SCHEDULE
MB01 --- 110x48x15mm THK. G.M.S. FORM HOLLOW
MB02 --- 100x150x8mm THK. G.M.S. R.H.S.
MB02a --- 80x80x5mm THK. G.M.S. S.H.S.
MB03 --- 100x200x8mm THK. G.M.S. R.H.S.
MB03a --- 80x120x5mm THK. G.M.S. S.H.S.
5. GLASS SCHEDULE
GL01 --- (12mm) THK. CLEAR TEMPERED GLASS+12mm AIR
+ (3mm) THK. CLEAR TEMPERED I.G.U.
F. --- FIXED PANEL
O.W. --- OPENABLE WINDOW
6. --- ALUM. CLADDING

B	06-03-2018	REVISION SUBJECT TO ARCH. COMMENT	TC
A	04-12-2017	REVISION SUBJECT TO ARCH. COMMENT	TC
NO.	DATE	REVISED	BY

JOB NO. : J-836
PROJECT : PROPOSED SITE C1
DEVELOPMENT AT AREA 86,
TKOTL 70 RP, TSEUNG KWAN O,
NEW TERRITORIES

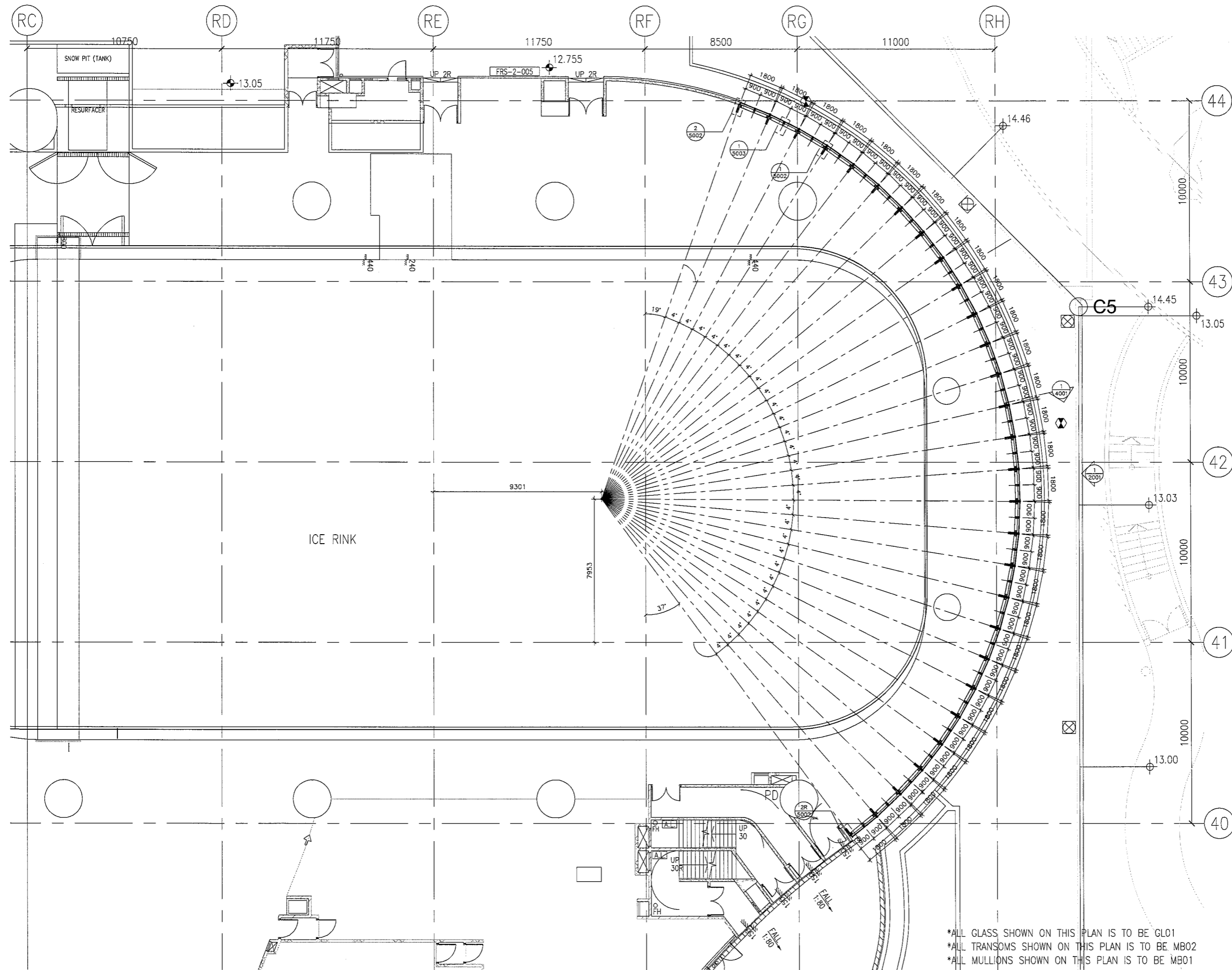
TITLE :
ELEVATION OF
WINDOW WALL

DATE : 17/05 /2018 SCALE : 1:160

DRAWN BY : MN CHECKED BY : DW

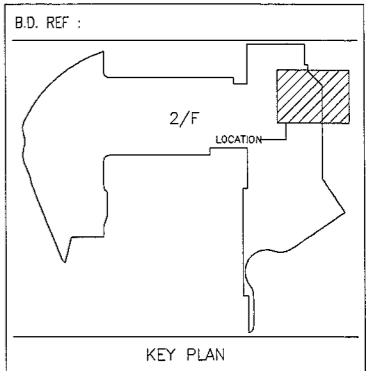
美特鋁質有限公司
MIDI ALUMINIUM FABRICATOR LTD.
Units 6-8, Sunray Industrial Centre, 1/F
610 Cha Kwo Ling Road, Kowloon
Tel: 23489211-4 Fax: (852) 2727666

DWG NO. : J836-SD-WW2-2001 REV. : C



1 PARTIAL LAYOUT PLAN AT 2/F
3001 (REFER TO DWG 1/2001)

*ALL GLASS SHOWN ON THIS PLAN IS TO BE GL01
*ALL TRANSOMS SHOWN ON THIS PLAN IS TO BE MB02
*ALL MULLIONS SHOWN ON THIS PLAN IS TO BE MB01



CLIENT :

MTR
VENTURE SMART LIMITED

ARCHITECT :

P&T Architects and Engineers Ltd
巴丹拿建築及工程師有限公司
www.ppt.com

MAIN CONTRACTOR :

CHINA OVERSEAS BUILDING CONSTRUCTION LTD.

STRUCTURAL ENGINEER :

ARUP

FACADE CONSULTANT:

MEINHARDT

NOTE :

1. ALL DIMENSIONS ARE IN mm.
2. ALL ELEVATIONS ARE VIEWED FROM OUTSIDE.
3. ALL DIMENSIONS TO BE VERIFIED ON SITE BEFORE FABRICATION.

LEGEND :

x1 — DETAIL MARK NO.
x001 — REFER SHEET NO.

1. F.F.L. — FINISHED FLOOR LEVEL
2. S.F.L. — STRUCTURAL FLOOR LEVEL
3. (R) — REVERSED DETAIL
4. MEMBER SCHEDULE
MB01 — 110x485x15mm THK. G.M.S. FORM HOLLOW
MB02 — 100x150x8mm THK. G.M.S. R.H.S.
MB02a — 80x80x5mm THK. G.M.S. S.H.S.
MB03 — 100x200x8mm THK. G.M.S. R.H.S.
MB03a — 80x120x5mm THK. G.M.S. S.H.S.
5. GLASS SCHEDULE
GL01 — 12mm THK. CLEAR TEMPERED GLASS+12mm AIR +5mm THK. CLEAR TEMPERED I.G.U.

B	17-01-2018	REVISION SUBJECT TO ARCH. COMMENT	TC
A	04-12-2017	REVISION SUBJECT TO ARCH. COMMENT	TC
NO.	DATE	REVISED	BY

JOB NO. : J-836

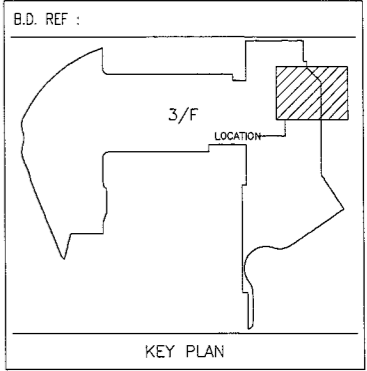
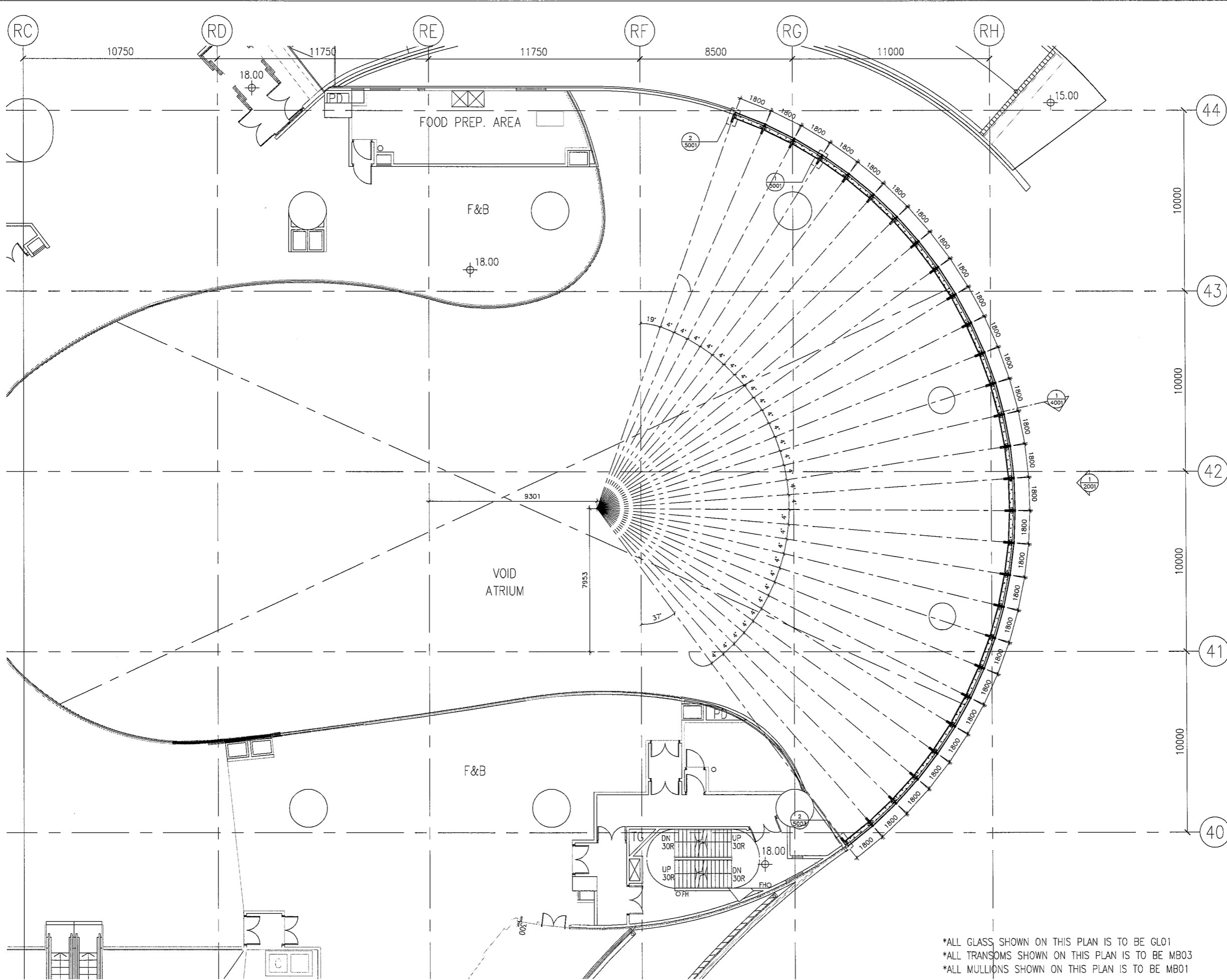
PROJECT : PROPOSED SITE C1 DEVELOPMENT AT AREA 86, TKOTL 70 RP, TSEUNG KWAN O, NEW TERRITORIES

TITLE : PARTIAL LAYOUT PLAN AT 2/F

DATE : 04-OCT-17 SCALE : 1:200

DRAWN BY : MN CHECKED BY : DW

美特鋁質有限公司
MIDI ALUMINIUM FABRICATOR LTD.
Units 6-8, Sunray Industrial Centre, 1/F
610 Cha Kwo Ling Road, Kowloon
Tel:23489211-4 Fax:(852)2727666
DWG NO. : JB36-SD-WW2-3001 REV. : B



CLIENT :

MTR
VENTURE SMART LIMITED

ARCHITECT :

P&T Architects and Engineers Ltd
巴丹丹拿建築及工程有限公司

MAIN CONTRACTOR :

CHINA OVERSEAS BUILDING CONSTRUCTION LTD.

STRUCTURAL ENGINEER :

ARUP

FACADE CONSULTANT :

MEIN-HARDT

NOTE :

1. ALL DIMENSIONS ARE IN mm.
2. ALL ELEVATIONS ARE VIEWED FROM OUTSIDE.
3. ALL DIMENSIONS TO BE VERIFIED ON SITE BEFORE FABRICATION.

LEGEND :

X1 — DETAIL MARK NO.
X001 — REFER SHEET NO.

1. F.F.L. — FINISHED FLOOR LEVEL
2. S.F.L. — STRUCTURAL FLOOR LEVEL
3. (R) — REVERSED DETAIL
4. MEMBER SCHEDULE
 - MB01 — 110x48x15mm THK. G.M.S. FORM HOLLOW
 - MB02 — 100x150x8mm THK. G.M.S. R.H.S.
 - MB02a — 80x80x5mm THK. G.M.S. S.H.S.
 - MB03 — 100x200x8mm THK. G.M.S. R.H.S.
 - MB03a — 80x120x5mm THK. G.M.S. S.H.S.
5. GLASS SCHEDULE
 - GL01 — (12mm) THK. CLEAR TEMPERED GLASS+12mm AIR + (5mm) THK. CLEAR TEMPERED I.G.U.
6. — ALUM. EXTRUSION CAPPING A

B	17-01-2018	REVISION SUBJECT TO ARCH. COMMENT	TC
A	04-12-2017	REVISION SUBJECT TO ARCH. COMMENT	TC
NO.	DATE	REVISED	BY

JOB NO. : J-836

PROJECT : PROPOSED SITE C1 DEVELOPMENT AT AREA 86, TKOTL 70 RP, TSEUNG KWAN O, NEW TERRITORIES

TITLE : PARTIAL LAYOUT PLAN AT 3/F

DATE : 04-OCT-17 SCALE : 1:200

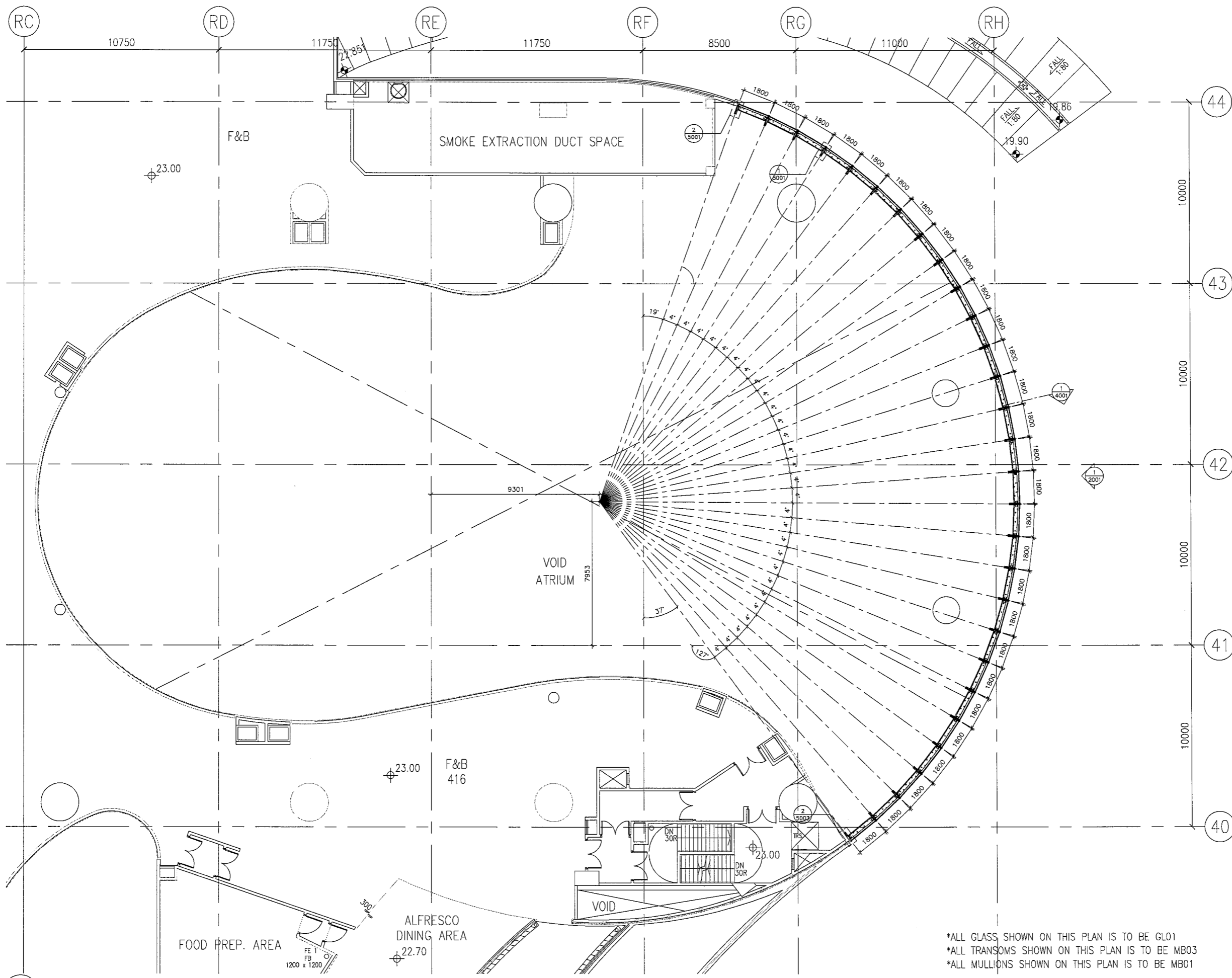
DRAWN BY : MN CHECKED BY : DW

美特鋁質有限公司
MIDI ALUMINIUM FABRICATOR LTD.
Units 6-8, Sunray Industrial Centre, 1/F
610 Cha Kwo Ling Road, Kowloon
Tel: 23489211-4 Fax: (852) 2727666

DWG NO. : J836-SD-WW2-3002 REV. : B

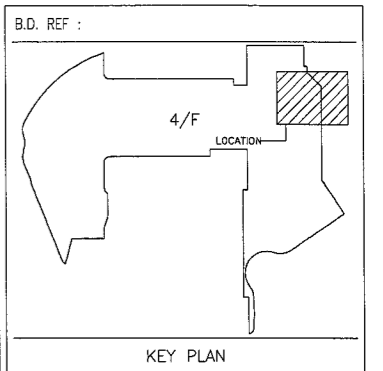
1 PARTIAL LAYOUT PLAN AT 3/F
3002 (REFER TO DWG 1/2001)

*ALL GLASS SHOWN ON THIS PLAN IS TO BE GL01
*ALL TRANSOMS SHOWN ON THIS PLAN IS TO BE MB03
*ALL MULLIONS SHOWN ON THIS PLAN IS TO BE MB01



1 PARTIAL LAYOUT PLAN AT 4/F
3003 (REFER TO DWG 1/2001)

*ALL GLASS SHOWN ON THIS PLAN IS TO BE GL01
*ALL TRANSOMS SHOWN ON THIS PLAN IS TO BE MB03
*ALL MULLIONS SHOWN ON THIS PLAN IS TO BE MB01



CLIENT : **MTR**
VENTURE SMART LIMITED

ARCHITECT : **P&T Architects and Engineers Ltd**
巴丹拿建築及工程師有限公司

MAIN CONTRACTOR : **CHINA OVERSEAS BUILDING CONSTRUCTION LTD.**

STRUCTURAL ENGINEER : **ARUP**

FACADE CONSULTANT : **MEINHARDT**

- NOTE :
- ALL DIMENSIONS ARE IN mm.
 - ALL ELEVATIONS ARE VIEWED FROM OUTSIDE.
 - ALL DIMENSIONS TO BE VERIFIED ON SITE BEFORE FABRICATION.
- LEGEND :
- x1 — DETAIL MARK NO.
 - x001 — REFER SHEET NO.
- F.F.L. — FINISHED FLOOR LEVEL
 - S.F.L. — STRUCTURAL FLOOR LEVEL
 - (R) — REVERSED DETAIL
 - MEMBER SCHEDULE
 - MB01 — 110x48x15mm THK. G.M.S. FORM HOLLOW
 - MB02 — 100x150x8mm THK. G.M.S. R.H.S.
 - MB02a — 80x80x5mm THK. G.M.S. S.H.S.
 - MB03 — 100x200x8mm THK. G.M.S. R.H.S.
 - MB03a — 80x120x5mm THK. G.M.S. S.H.S.
 - GLASS SCHEDULE
 - GL01 — (12mm) THK. CLEAR TEMPERED GLASS+12mm AIR + (5mm) THK. CLEAR TEMPERED I.G.U.
 - ALUM. EXTRUSION CAPPING A

B	17-01-2018	REVISION SUBJECT TO ARCH. COMMENT	TC
A	04-12-2017	REVISION SUBJECT TO ARCH. COMMENT	TC
NO.	DATE	REVISED	BY

JOB NO. : J-836

PROJECT : PROPOSED SITE C1 DEVELOPMENT AT AREA 86, TKOTL 70 RP, TSEUNG KWAN O, NEW TERRITORIES

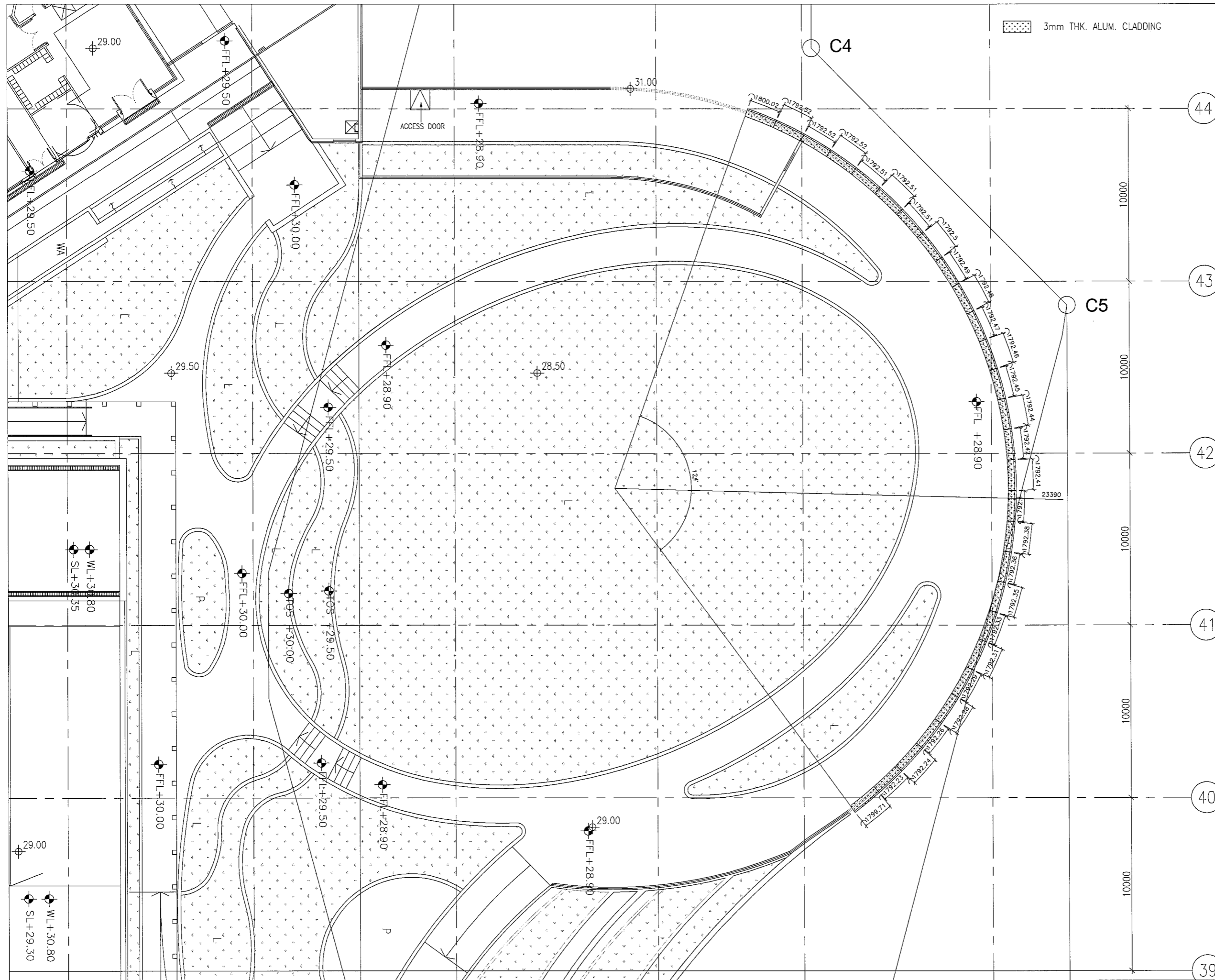
TITLE : PARTIAL LAYOUT PLAN AT 4/F

DATE : 04-OCT-17 SCALE : 1:200

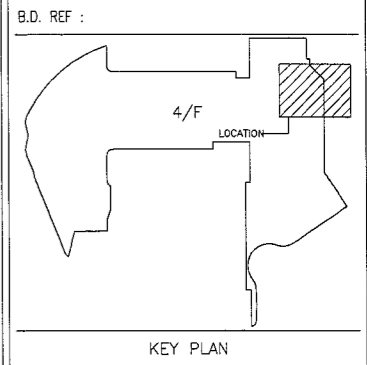
DRAWN BY : MN CHECKED BY : DW

美特鋁質有限公司
MIDI ALUMINIUM FABRICATOR LTD.
Units 6-8, Sunray Industrial Centre, 1/F
610 Cha Kwo Ling Road, Kowloon
Tel: 23489211-4 Fax: (852) 2727666

DWG NO. : J836-SD-WW2-3003 REV. : B



3mm THK. ALUM. CLADDING



CLIENT :

MTR
VENTURE SMART LIMITED

ARCHITECT :

P&T Architects and Engineers Ltd
巴丹拿建築及工程師有限公司
www.ppt.com

MAIN CONTRACTOR :

CHINA OVERSEAS BUILDING CONSTRUCTION LTD.

STRUCTURAL ENGINEER :

ARUP

FACADE CONSULTANT :

MEINHARDT

NOTE :

1. ALL DIMENSIONS ARE IN mm.
2. ALL ELEVATIONS ARE VERIFIED FROM OUTSIDE.
3. ALL DIMENSIONS TO BE VERIFIED ON SITE BEFORE FABRICATION.

LEGEND :

(X1) --- DETAIL MARK NO.
(X001) --- REFER SHEET NO.

1. F.F.L. --- FINISHED FLOOR LEVEL
2. S.F.L. --- STRUCTURAL FLOOR LEVEL
3. (Z) --- REVERSED DETAIL
4. MEMBER SCHEDULE
MB01 --- 110x485x15mm THK. G.M.S. FORM HOLLOW
MB02 --- 100x150x8mm THK. G.M.S. R.H.S.
MB02a --- 80x80x5mm THK. G.M.S. S.H.S.
MB03 --- 100x200x8mm THK. G.M.S. R.H.S.
MB03a --- 80x120x5mm THK. G.M.S. S.H.S.
5. GLASS SCHEDULE
GL01 --- (12mm) THK. CLEAR TEMPERED GLASS+12mm AIR
(5mm) THK. CLEAR TEMPERED I.G.U.

NO.	DATE	REVISED	BY

JOB NO. : J-836

PROJECT : PROPOSED SITE C1 DEVELOPMENT AT AREA 86, TKOTL 70 RP, TSEUNG KWAN O, NEW TERRITORIES

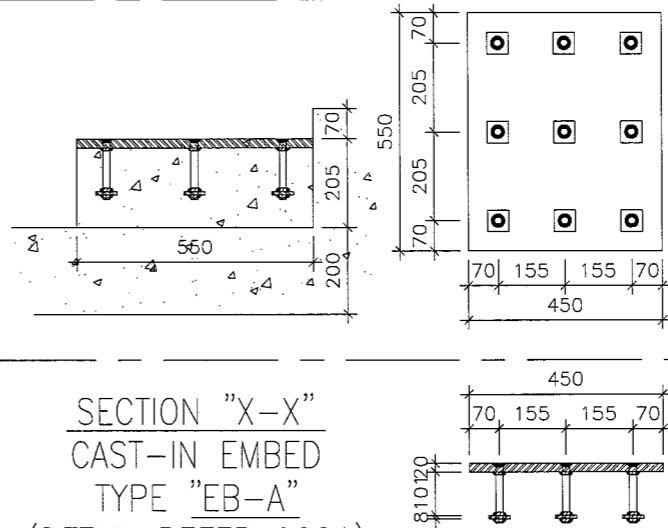
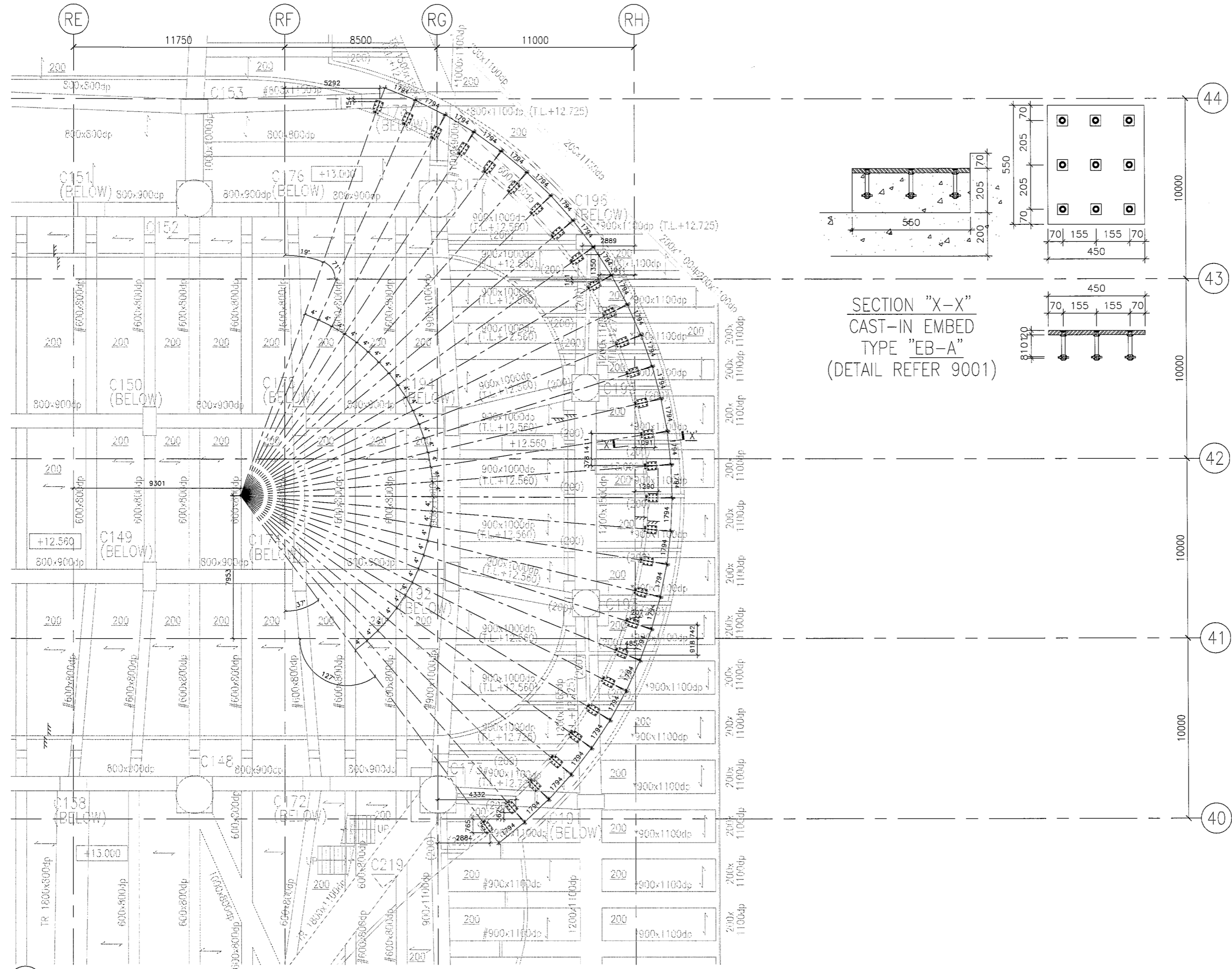
TITLE : PARTIAL LAYOUT PLAN AT ROOF FLOOR

DATE : 14/05/2018 SCALE : 1:200

DRAWN BY : MN CHECKED BY : DW

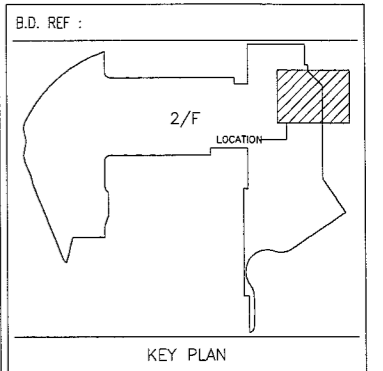
美特鋁質有限公司
MIDI ALUMINIUM FABRICATOR LTD.
Units 6-8, Sunray Industrial Centre, 1/F
610 Cha Kwo Ling Road, Kowloon
Tel:23489211-4 Fax:(852)2727666

DWG NO. : J836-SD-WW2-3004 REV. : -



SECTION "X-X"
CAST-IN EMBED
TYPE "EB-A"
(DETAIL REFER 9001)

1 EMBED LAYOUT PLAN
3101 (REFER TO DWG 1/2001)



CLIENT :

MTR
VENTURE SMART LIMITED

ARCHITECT :

P&T Architects and Engineers Ltd
巴馬丹拿建築及工程師有限公司

MAIN CONTRACTOR :

CHINA OVERSEAS BUILDING CONSTRUCTION LTD.

STRUCTURAL ENGINEER :

ARUP

FACADE CONSULTANT :

MEINHARDT

NOTE :

- ALL DIMENSIONS ARE IN mm.
- ALL ELEVATIONS ARE VIEWED FROM OUTSIDE.
- ALL DIMENSIONS TO BE VERIFIED ON SITE BEFORE FABRICATION.

LEGEND :

X1 — DETAIL MARK NO.
X001 — REFER SHEET NO.

- F.F.L. — FINISHED FLOOR LEVEL
- S.F.L. — STRUCTURAL FLOOR LEVEL
- ⊗ — REVERSED DETAIL

NO.	DATE	REVISED	BY
B	08-03-2018	REVISION SUBJECT TO ARCH. COMMENT	TC
A	04-12-2017	REVISION SUBJECT TO ARCH. COMMENT	TC

JOB NO. : J-836

PROJECT : PROPOSED SITE C1 DEVELOPMENT AT AREA 86, TKOTL 70 RP, TSEUNG KWAN O, NEW TERRITORIES

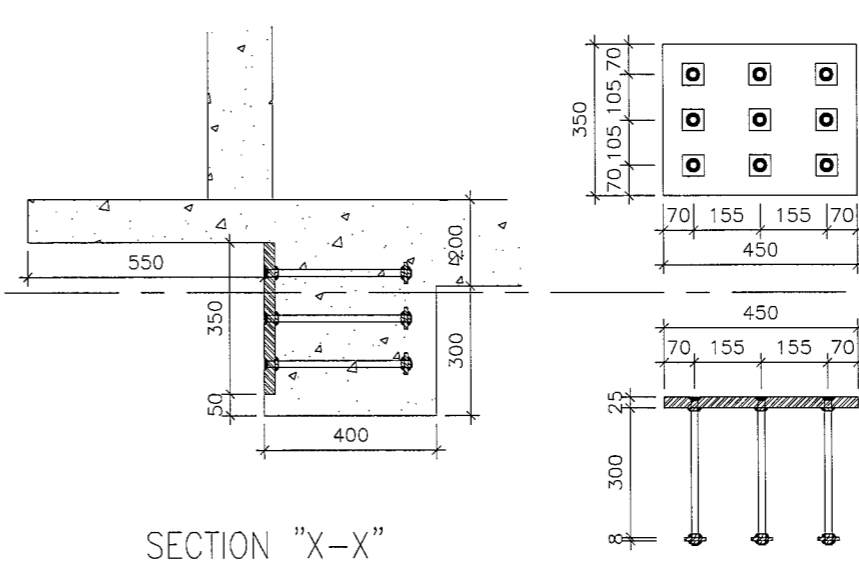
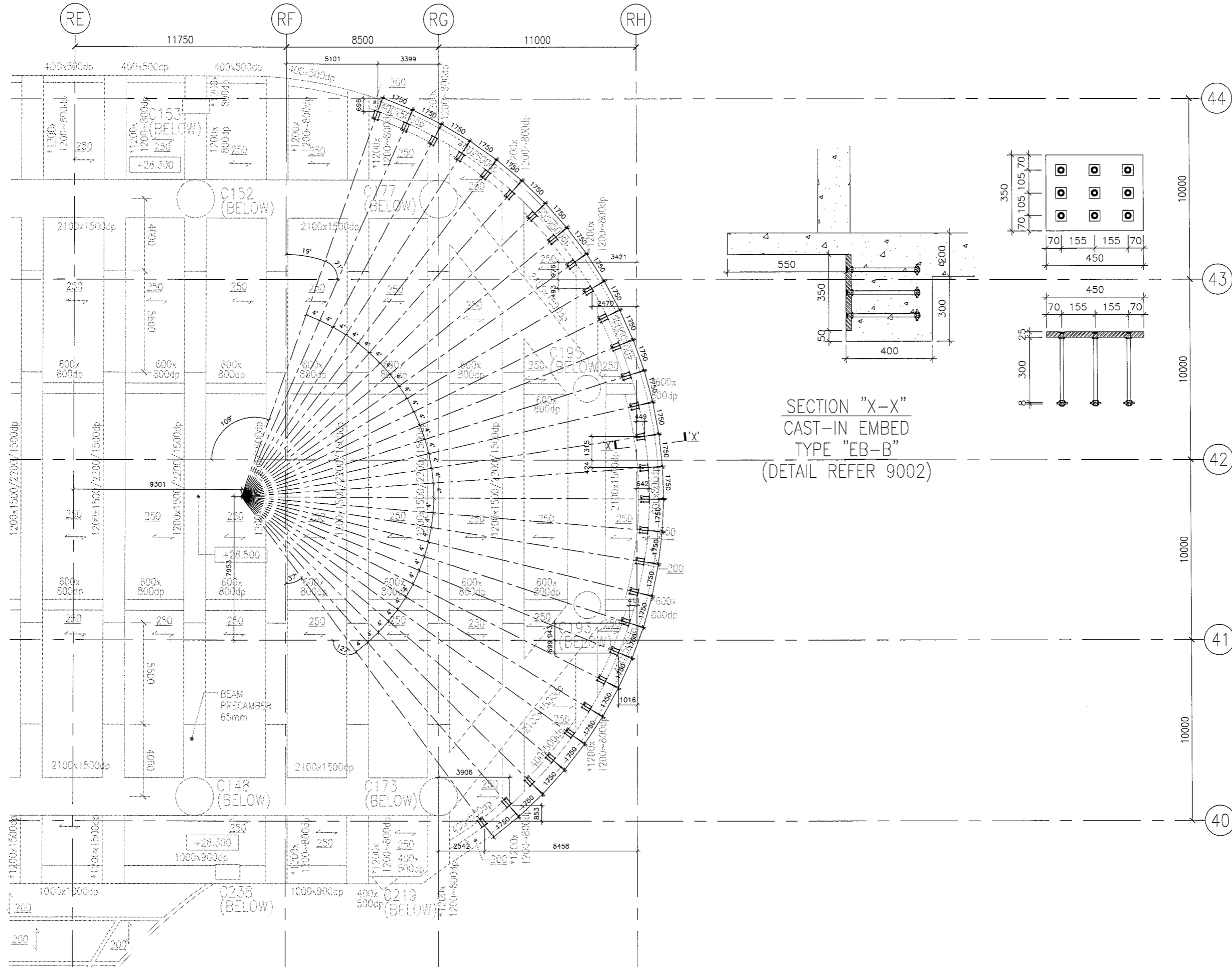
TITLE : EMBED CAST-IN LAYOUT PLAN AT 2/F

DATE : 04-OCT-17 SCALE : 1:200

DRAWN BY : MN CHECKED BY : DW

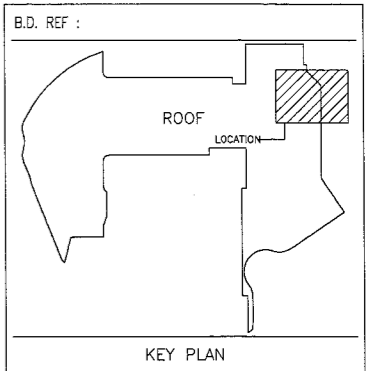
美特鋁質有限公司
MIDI ALUMINIUM FABRICATOR LTD.
Units 6-8, Sunray Industrial Centre, 1/F
610 Cho Kwo Ling Road, Kowloon
Tel:23489211-4 Fax:(852)2727866

DWG NO. : J836-SD-WW2-3101 REV. : B



SECTION "X-X"
CAST-IN EMBED
TYPE "EB-B"
(DETAIL REFER 9002)

1 EMBED LAYOUT PLAN
3102 (REFER TO DWG 1/2001)



CLIENT :
MTR
VENTURE SMART LIMITED

ARCHITECT :
P&T Architects and Engineers Ltd
巴丹拿建築及工程師有限公司

MAIN CONTRACTOR :
CHINA OVERSEAS BUILDING CONSTRUCTION LTD.

STRUCTURAL ENGINEER :
ARUP

FAÇADE CONSULTANT :
MEINHARDT

NOTE :
1. ALL DIMENSIONS ARE IN mm.
2. ALL ELEVATIONS ARE VIEWED FROM OUTSIDE.
3. ALL DIMENSIONS TO BE VERIFIED ON SITE BEFORE FABRICATION.

LEGEND :
X1 — DETAIL MARK NO.
X001 — REFER SHEET NO.
1. F.F.L. — FINISHED FLOOR LEVEL
2. S.F.L. — STRUCTURAL FLOOR LEVEL
3. (R) — REVERSED DETAIL

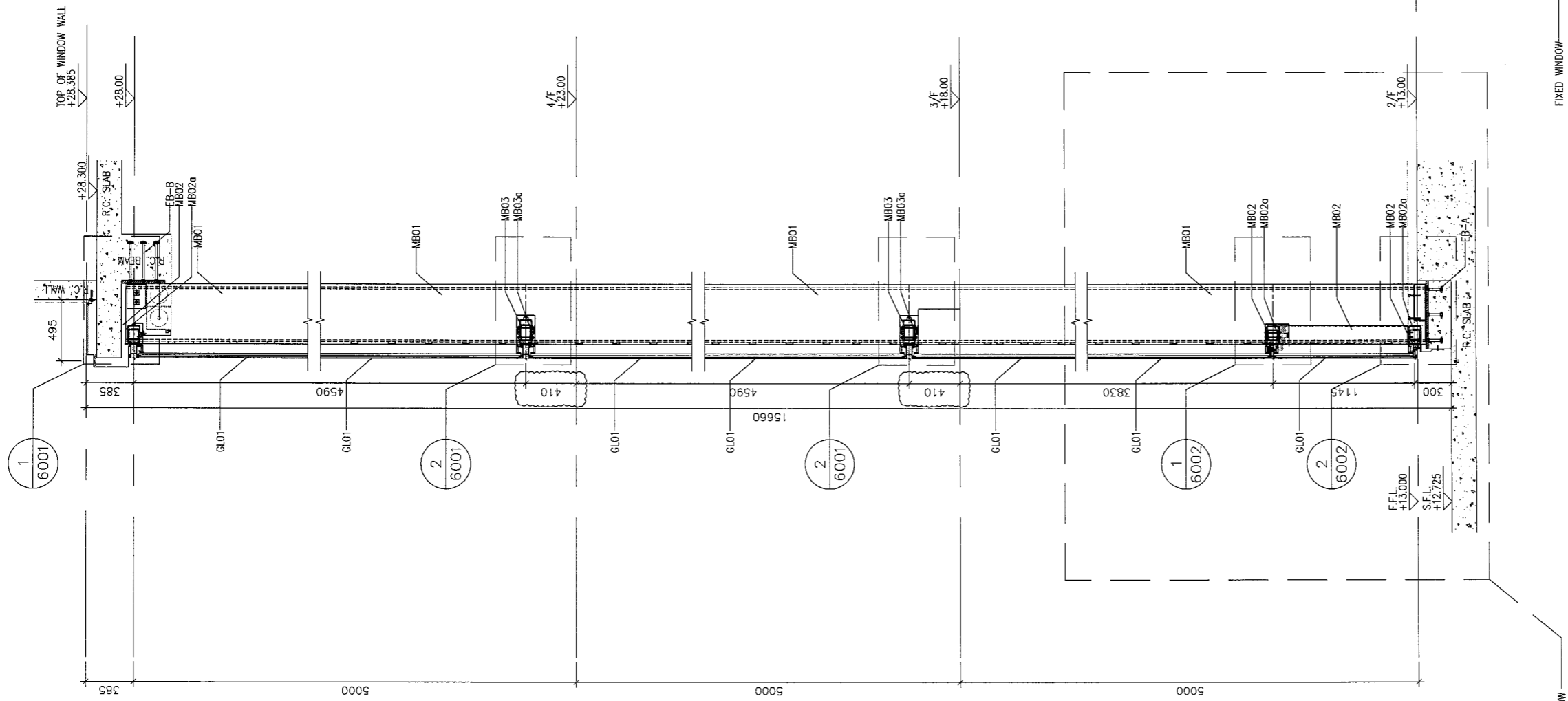
B	08-03-2018	REVISION SUBJECT TO ARCH. COMMENT	TC
A	04-12-2017	REVISION SUBJECT TO ARCH. COMMENT	TC
NO.	DATE	REVISED	BY

JOB NO. : J-836
PROJECT : PROPOSED SITE C1
DEVELOPMENT AT AREA 86,
TKOTL 70 RP, TSEUNG KWAN O,
NEW TERRITORIES

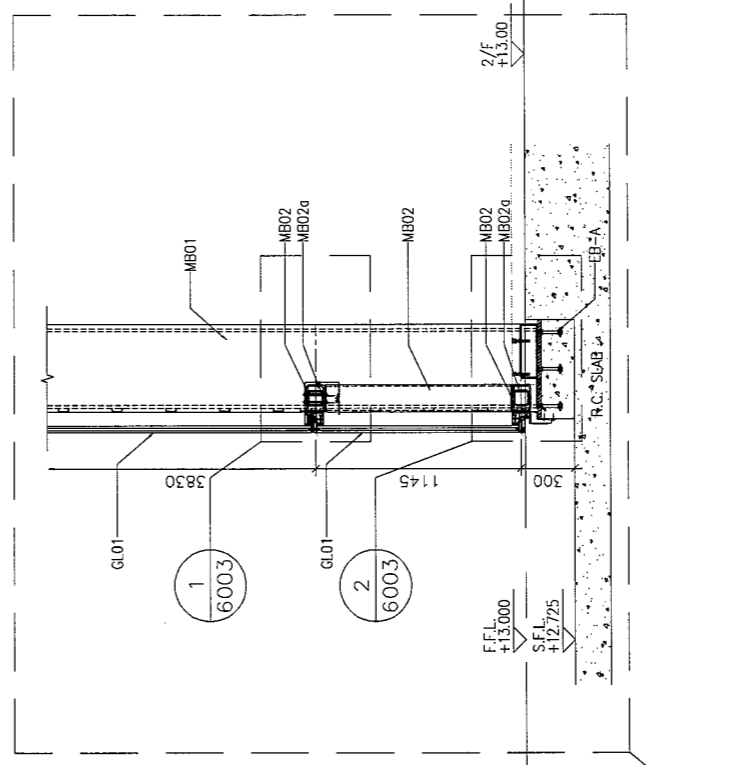
TITLE : EMBED CAST-IN
LAYOUT PLAN
AT ROOF

DATE : 04-OCT-17 SCALE : 1:200
DRAWN BY : MN CHECKED BY : DW

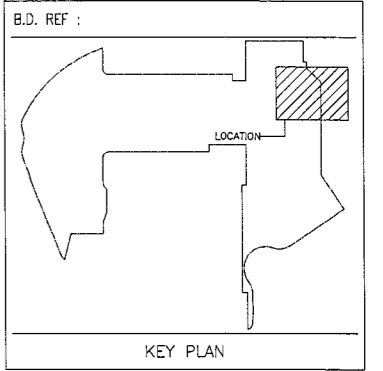
美特鋁質有限公司
MIDI ALUMINIUM FABRICATOR LTD.
Units 6-8, Sunray Industrial Centre, 1/F
610 Cha Kwo Ling Road, Kowloon
Tel: 23489211-4 Fax: (852) 2727666
DWG NO. : J836-SD-WW2-3102 REV. : B



1 TYPICAL SECTION OF WINDOW WALL
 (ALL R.C. STRUCTURAL INFORMATION UNDER SEPARATED SUBMISSION)
 (REFER TO DWG 1/2001)
 4001



2 TYPICAL SECTION OF WINDOW WALL
 (ALL R.C. STRUCTURAL INFORMATION UNDER SEPARATED SUBMISSION)
 (REFER TO DWG 1/2001)
 4001



B.D. REF :

CLIENT : **MTR**
 VENTURE SMART LIMITED

ARCHITECT : **P&T Architects and Engineers Ltd**
 巴丹拿建築及工程有限公司

MAIN CONTRACTOR : **CHINA OVERSEAS BUILDING CONSTRUCTION LTD.**

STRUCTURAL ENGINEER : **ARUP**

FACADE CONSULTANT : **MEIN-HARDT**

NOTE :

1. ALL DIMENSIONS ARE IN mm.
2. ALL ELEVATIONS ARE VIEWED FROM OUTSIDE.
3. ALL DIMENSIONS TO BE VERIFIED ON SITE BEFORE FABRICATION.

LEGEND :

X1 — DETAIL MARK NO.
 X001 — REFER SHEET NO.

1. F.F.L. — FINISHED FLOOR LEVEL
2. S.F.L. — STRUCTURAL FLOOR LEVEL
3. (R) — REVERSED DETAIL
4. MEMBER SCHEDULE
 MB01 — 110x485x15mm THK. G.M.S. FORM HOLLOW
 MB02 — 100x150x8mm THK. G.M.S. R.H.S.
 MB02a — 80x80x5mm THK. G.M.S. S.H.S.
 MB03 — 100x200x8mm THK. G.M.S. R.H.S.
 MB03a — 80x120x5mm THK. G.M.S. S.H.S.
5. GLASS SCHEDULE
 GL01 — (12mm) THK. CLEAR TEMPERED GLASS+12mm AIR
 + (5mm) THK. CLEAR TEMPERED I.G.U.

B	17-10-2018	REVISION SUBJECT TO ARCH. COMMENT	TC
A	04-12-2017	REVISION SUBJECT TO ARCH. COMMENT	TC
NO.	DATE	REVISED	BY

JOB NO. : J-836

PROJECT : PROPOSED SITE C1
 DEVELOPMENT AT AREA 86,
 TKOTL 70 RP, TSEUNG KWAN O,
 NEW TERRITORIES

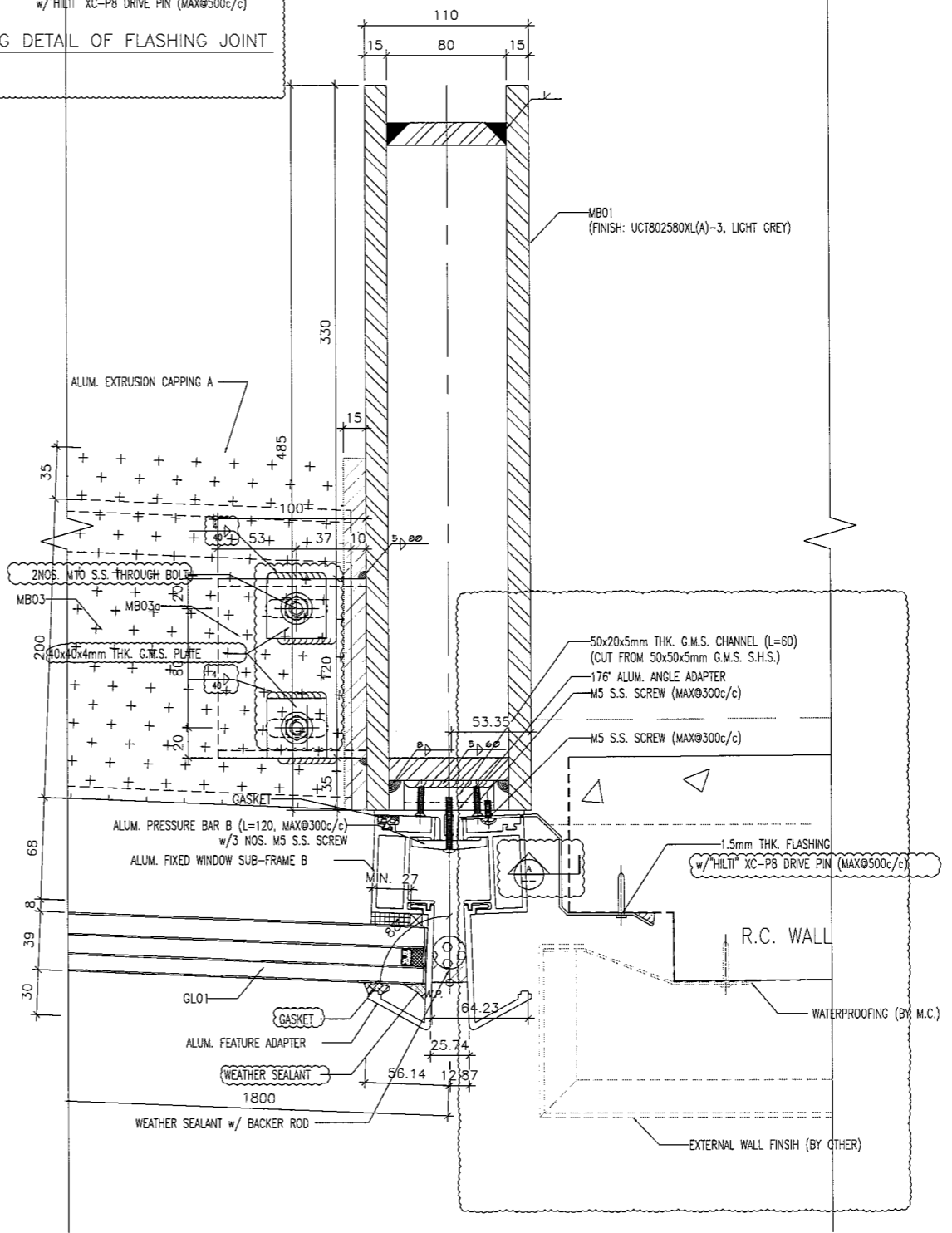
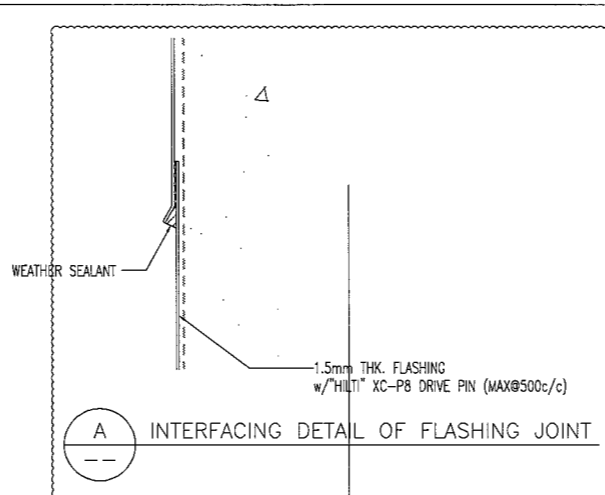
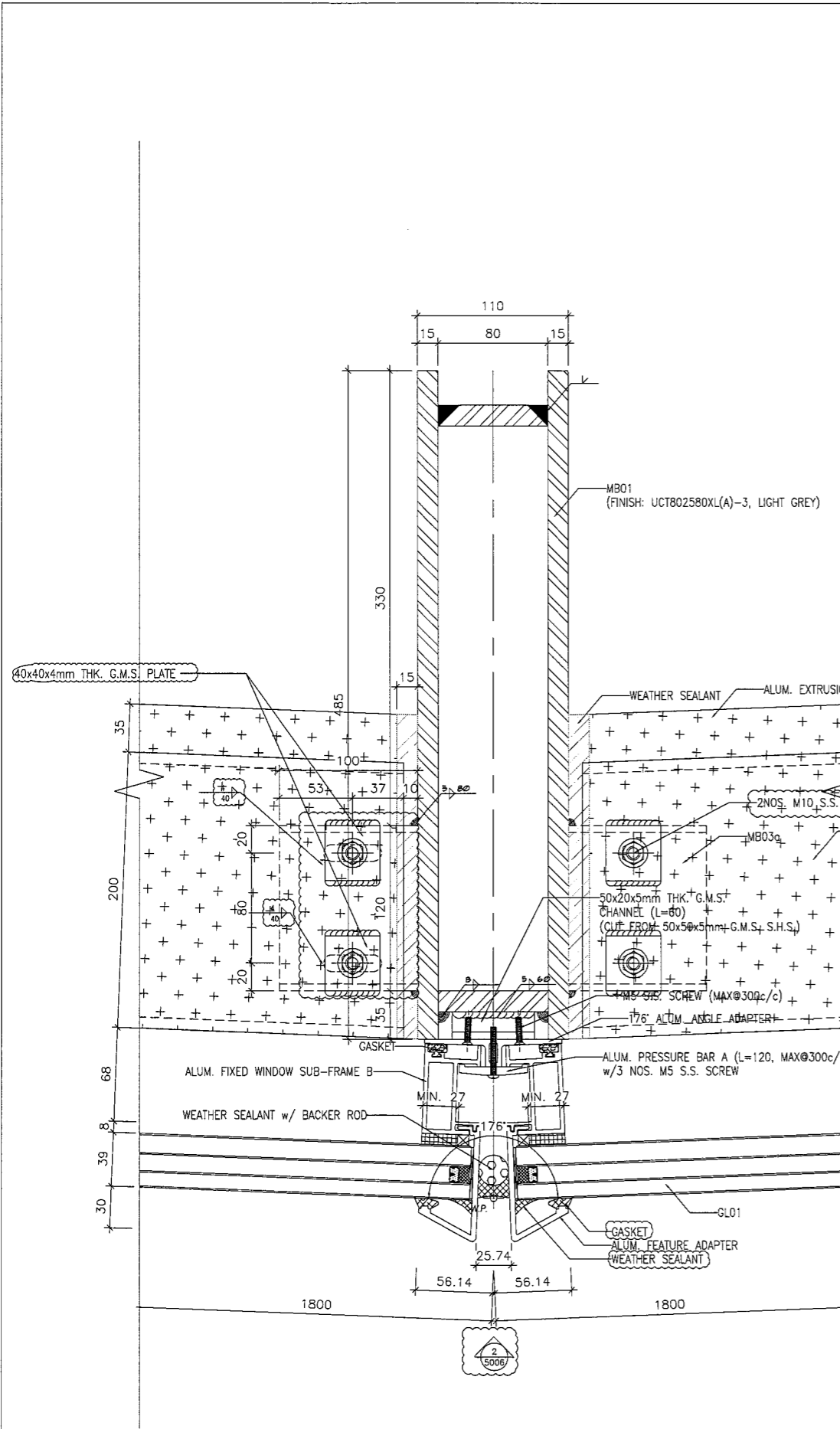
TITLE : TYPICAL SECTION OF
 WINDOW WALL
 AT ROOF

DATE : 17/05/2018 SCALE : 1:40

DRAWN BY : MN CHECKED BY : DW

英特鋁質有限公司
MIDI ALUMINIUM FABRICATOR LTD.
 Units 6-8, Sunray Industrial Centre, 1/F
 610 Cha Kwo Ling Road, Kowloon
 Tel: 23489211-4 Fax: (852) 2727666

DWG NO. : J836-SC-WW2-4001 REV. : A



1 HORIZONTAL DETAIL
5001 (ALL R.C. STRUCTURAL INFORMATION UNDER SEPARATED SUBMISSION) (REFER TO DWG 1/3002 & 1/3003)

2 HORIZONTAL DETAIL
5001 (ALL R.C. STRUCTURAL INFORMATION UNDER SEPARATED SUBMISSION) (REFER TO DWG 1/3002 & 1/3003)

B.D. REF :

CLIENT :
MTR
VENTURE SMART LIMITED

ARCHITECT :
P&T Architects and Engineers Ltd
巴丹丹拿建築及工程師有限公司

MAIN CONTRACTOR :
CHINA OVERSEAS BUILDING CONSTRUCTION LTD.

STRUCTURAL ENGINEER :
ARUP

FAÇADE CONSULTANT :
MEINHARDT

NOTE :
1. ALL DIMENSIONS ARE IN mm.
2. ALL ELEVATIONS ARE VIEWED FROM OUTSIDE.
3. ALL DIMENSIONS TO BE VERIFIED ON SITE BEFORE FABRICATION.

LEGEND :
x1 -- DETAIL MARK NO.
x001 -- REFER SHEET NO.

1. F.F.L. -- FINISHED FLOOR LEVEL
2. S.F.L. -- STRUCTURAL FLOOR LEVEL
3. (R) -- REVERSED DETAIL
4. MEMBER SCHEDULE
MB01 -- 110x485x15mm THK. G.M.S. FORM HOLLOW
MB02 -- 100x150x8mm THK. G.M.S. R.H.S.
MB02a -- 80x80x5mm THK. G.M.S. S.H.S.
MB03 -- 100x200x8mm THK. G.M.S. R.H.S.
MB03a -- 80x120x5mm THK. G.M.S. S.H.S.
5. GLASS SCHEDULE
GL01 -- 12mm THK. CLEAR TEMPERED GLASS+12mm AIR +15mm THK. CLEAR TEMPERED I.G.U.

B	08-03-2018	REVISION SUBJECT TO ARCH. COMMENT	TC
A	04-12-2017	REVISION SUBJECT TO ARCH. COMMENT	TC
NO.	DATE	REVISED	BY

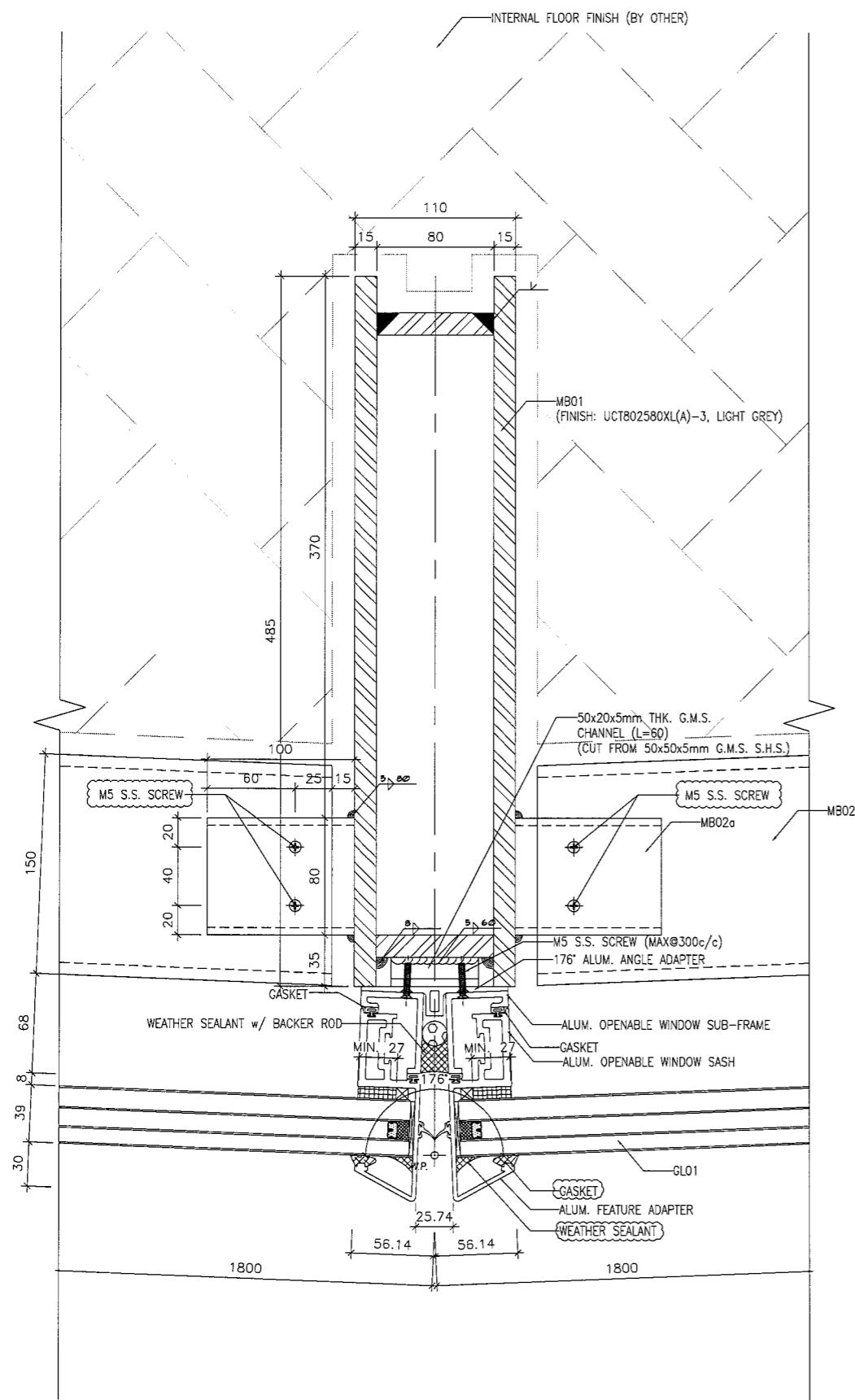
JOB NO. : J-836
PROJECT : PROPOSED SITE C1 DEVELOPMENT AT AREA 86, TKOTL 70 RP, TSEUNG KWAN O, NEW TERRITORIES

TITLE :
TYPICAL DETAIL FOR WINDOW WALL

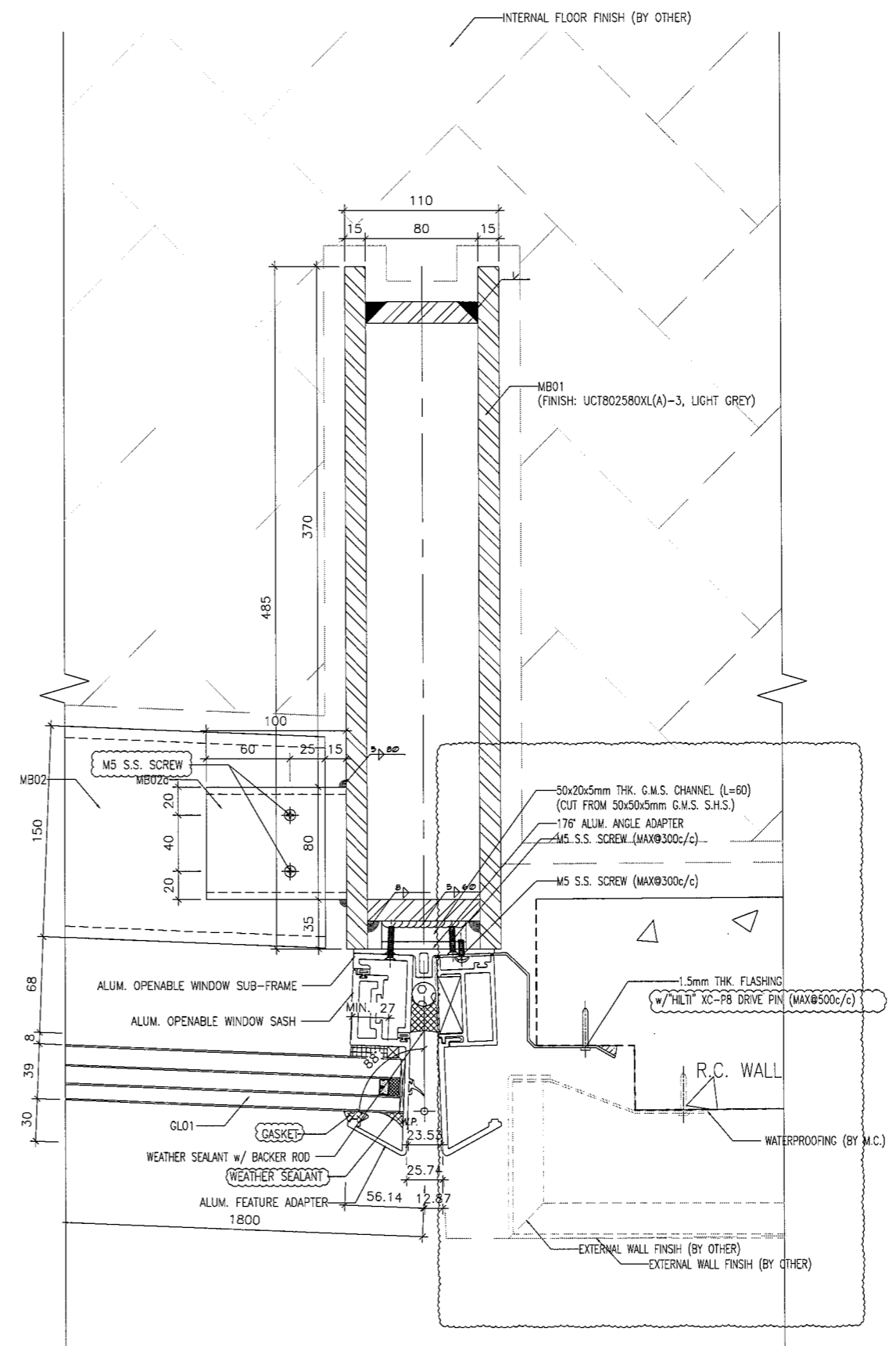
DATE : 17/05/2018 SCALE : 1:4
DRAWN BY : MN CHECKED BY : DW

美特鋁質有限公司
MIDI ALUMINIUM FABRICATOR LTD.
Units 6-8, Sunray Industrial Centre, 1/F
610 Cha Kwo Ling Road, Kowloon
Tel: 23489211-4 Fax: (852) 2727666

DWG NO. : J836-SD-WW2-5001 REV. : C



1 HORIZONTAL DETAIL
5002 (ALL R.C. STRUCTURAL INFORMATION UNDER SEPARATED SUBMISSION)
(REFER TO DWG 1/3001)



2 HORIZONTAL DETAIL
5002 (ALL R.C. STRUCTURAL INFORMATION UNDER SEPARATED SUBMISSION)
(REFER TO DWG 1/3001)

B.D. REF :

CLIENT :

MTR
VENTURE SMART LIMITED

ARCHITECT :

P&T Architects and Engineers Ltd
巴馬丹拿建築及工程師有限公司
www.pate.com

MAIN CONTRACTOR :

CHINA OVERSEAS BUILDING CONSTRUCTION LTD.

STRUCTURAL ENGINEER :

ARUP

FACADE CONSULTANT:

MEINHARDT

NOTE :

1. ALL DIMENSIONS ARE IN mm.
2. ALL ELEVATIONS ARE VIEWED FROM OUTSIDE.
3. ALL DIMENSIONS TO BE VERIFIED ON SITE BEFORE FABRICATION.

LEGEND :

X1 -- DETAIL MARK NO.
X001 -- REFER SHEET NO.

1. F.F.L. -- FINISHED FLOOR LEVEL
2. S.F.L. -- STRUCTURAL FLOOR LEVEL
3. (R) -- REVERSED DETAIL
4. MEMBER SCHEDULE
 MB01 -- 110x485x15mm THK. G.M.S. FORM HOLLOW
 MB02 -- 100x150x8mm THK. G.M.S. R.H.S.
 MB02c -- 80x80x5mm THK. G.M.S. S.H.S.
 MB03 -- 100x200x8mm THK. G.M.S. R.H.S.
 MB03a -- 80x120x5mm THK. G.M.S. S.H.S.
5. GLASS SCHEDULE
 GL01 -- (12mm) THK. CLEAR TEMPERED GLASS+12mm AIR+(5mm) THK. CLEAR TEMPERED I.G.U.

B	08-03-2018	REVISION SUBJECT TO ARCH. COMMENT	TC
A	04-12-2017	REVISION SUBJECT TO ARCH. COMMENT	TC
NO.	DATE	REVISED	BY

JOB NO. : J-836

PROJECT : PROPOSED SITE C1 DEVELOPMENT AT AREA 86, TKOTL 70 RP, TSEUNG KWAN O, NEW TERRITORIES

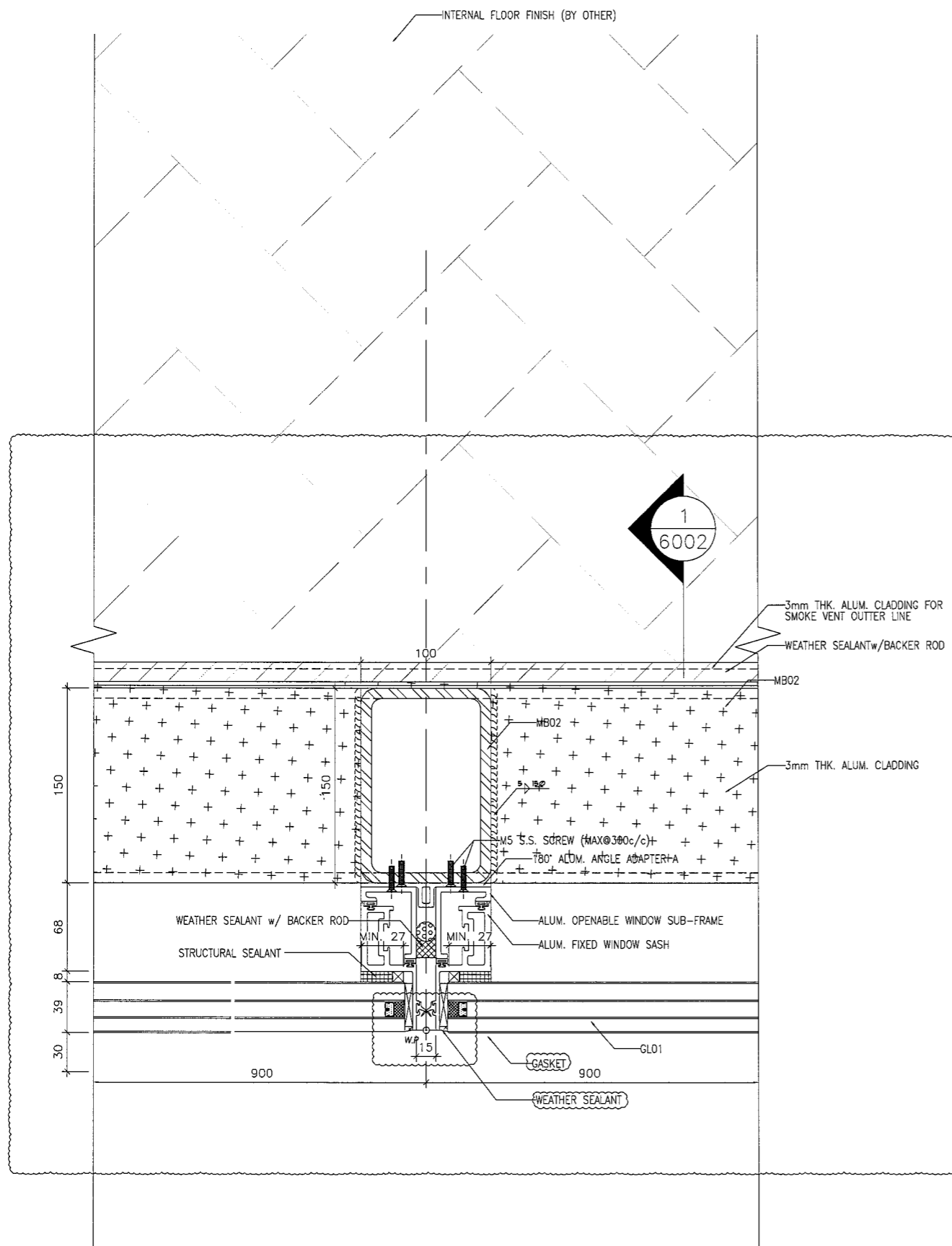
TITLE : CAST-IN TYPICAL DETAIL FOR WINDOW WALL

DATE : 17/05/2018 SCALE : 1:4

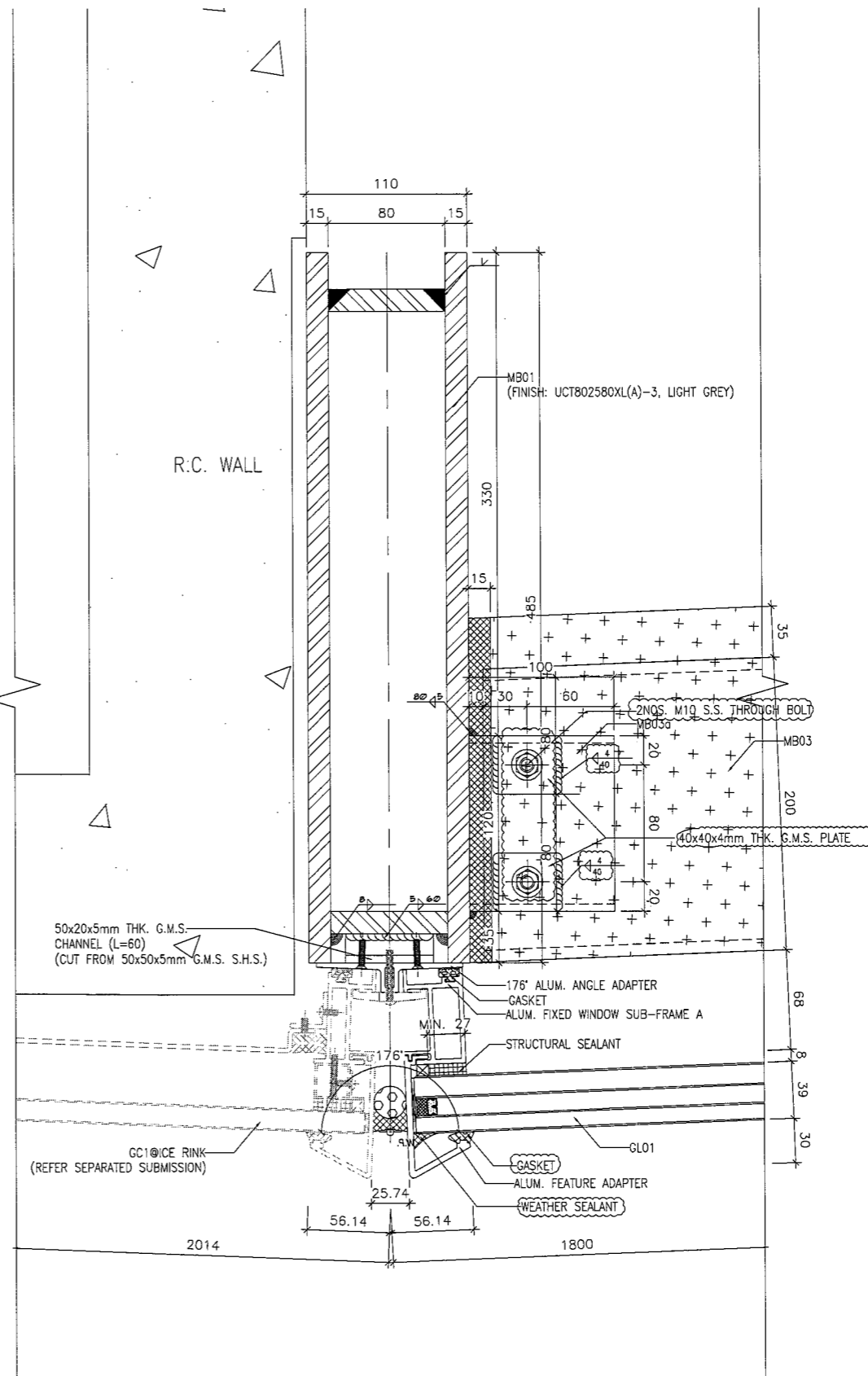
DRAWN BY : MN CHECKED BY : DW

美特鋁質有限公司
MIDI ALUMINIUM FABRICATOR LTD.
Units 6-8, Sunray Industrial Centre, 1/F
610 Cho Kwo Ling Road, Kowloon
Tel:23489211-4 Fax:(852)2727666

DWG NO. : JB36-SD-WW2-5002 REV. : C



1 HORIZONTAL DETAIL
5003 (ALL R.C. STRUCTURAL INFORMATION UNDER SEPARATED SUBMISSION)
(REFER TO DWG 1/3001)



2 HORIZONTAL DETAIL
5003 (ALL R.C. STRUCTURAL INFORMATION UNDER SEPARATED SUBMISSION)
(REFER TO DWG 1/3002)

B.D. REF :

CLIENT : **MTR**
VENTURE SMART LIMITED

ARCHITECT : **P&T Architects and Engineers Ltd**
巴丹拿建築及工程師有限公司

MAIN CONTRACTOR : **CHINA OVERSEAS BUILDING CONSTRUCTION LTD.**

STRUCTURAL ENGINEER : **ARUP**

FACADE CONSULTANT : **MEIN-HARDT**

NOTE :

- ALL DIMENSIONS ARE IN mm.
- ALL ELEVATIONS ARE VIEWED FROM OUTSIDE.
- ALL DIMENSIONS TO BE VERIFIED ON SITE BEFORE FABRICATION.

LEGEND :

X1 --- DETAIL MARK NO.
X001 --- REFER SHEET NO.

- F.F.L. --- FINISHED FLOOR LEVEL
- S.F.L. --- STRUCTURAL FLOOR LEVEL
- (P) --- REVERSED DETAIL
- MEMBER SCHEDULE

MB01 --- 110x485x15mm THK. G.M.S. FORM HOLLOW
MB02 --- 100x150x8mm THK. G.M.S. R.H.S.
MB02a --- 80x80x5mm THK. G.M.S. S.H.S.
MB03 --- 100x200x8mm THK. G.M.S. R.H.S.
MB03a --- 80x120x5mm THK. G.M.S. S.H.S.

- GLASS SCHEDULE

GL01 --- (12mm) THK. CLEAR TEMPERED GLASS+12mm AIR +45mm THK. CLEAR TEMPERED I.G.U.

B	08-03-2018	REVISION SUBJECT TO ARCH. COMMENT	TC
A	04-12-2017	REVISION SUBJECT TO ARCH. COMMENT	TC
NO.	DATE	REVISED	BY

JOB NO. : J-836

PROJECT : PROPOSED SITE C1
DEVELOPMENT AT AREA 86,
TKOTL 70 RP, TSEUNG KWAN O,
NEW TERRITORIES

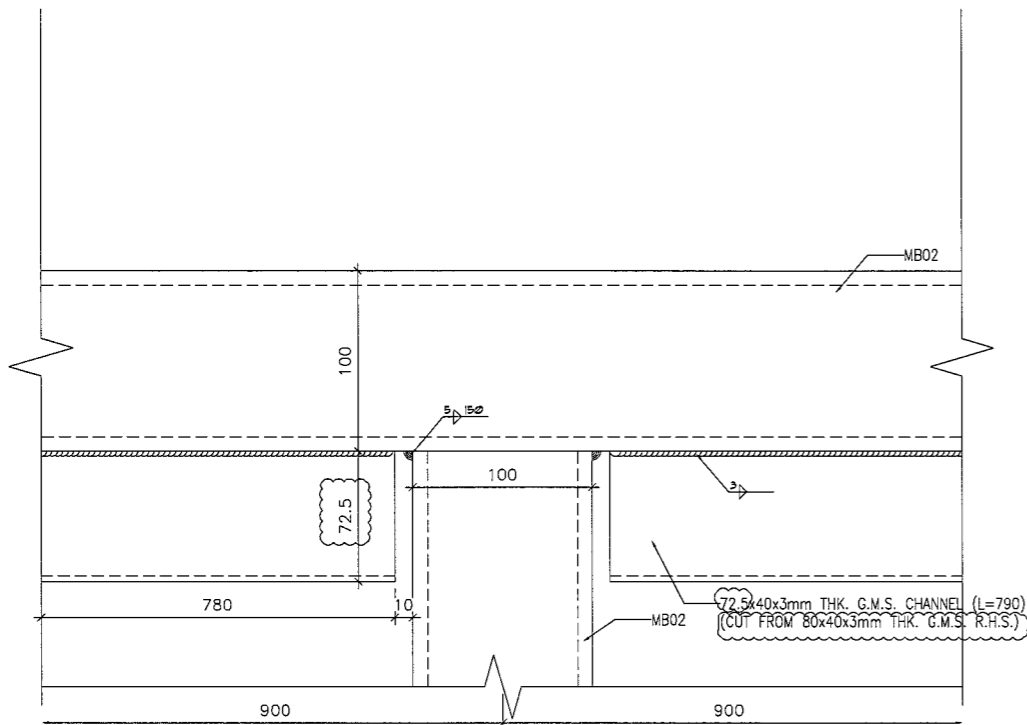
TITLE : CAST-IN
TYPICAL DETAIL
FOR WINDOW WALL

DATE : 17/05/2018 SCALE : 1:4

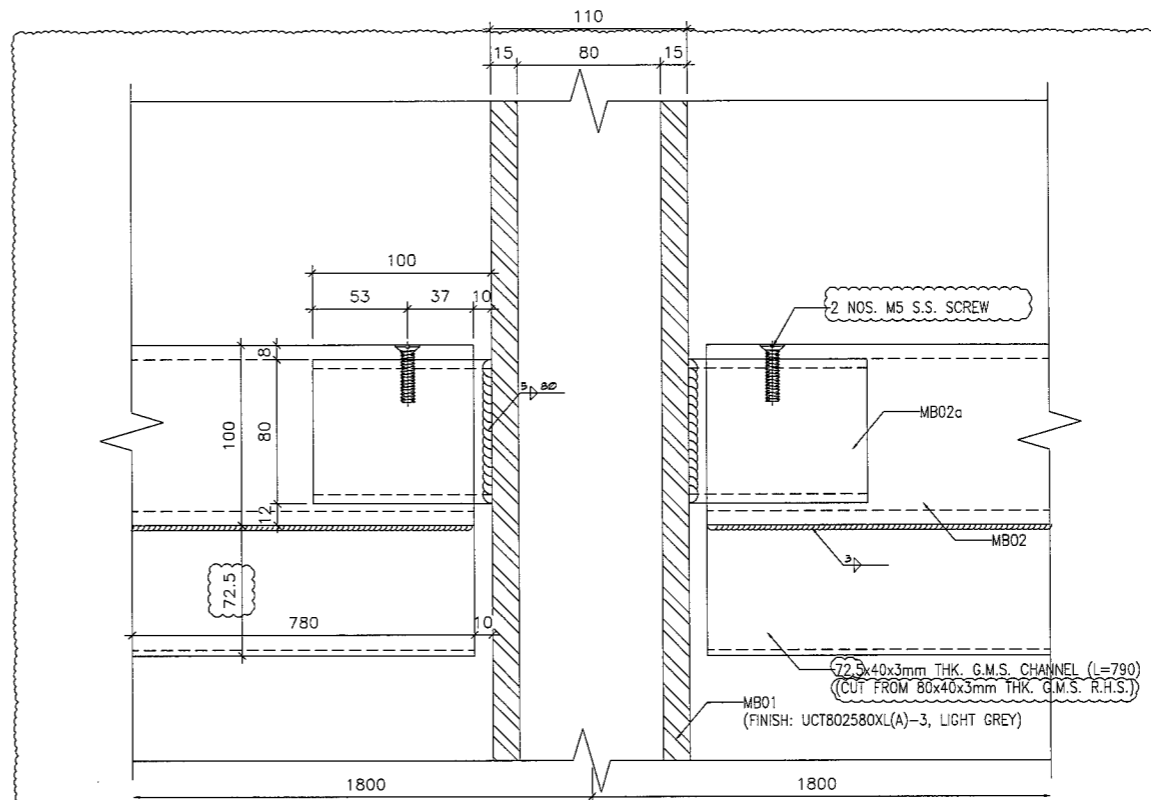
DRAWN BY : MN CHECKED BY : DW

美特鋁質有限公司
MIDI ALUMINIUM FABRICATOR LTD.
Units 6-8, Sunray Industrial Centre, 1/F
610 Cha Kwo Ling Road, Kowloon
Tel: 23489211-4 Fax: (852) 2727666

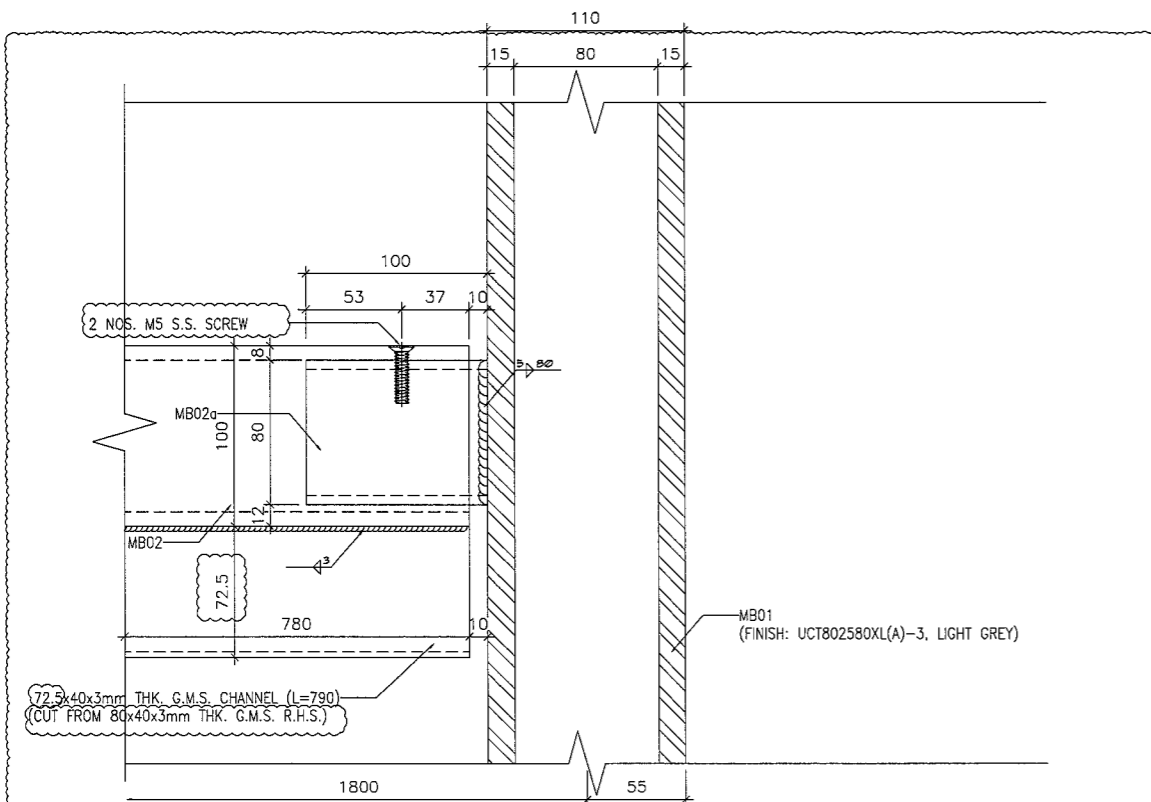
DWG NO. : J836-SD-WW2-5003 REV. : C



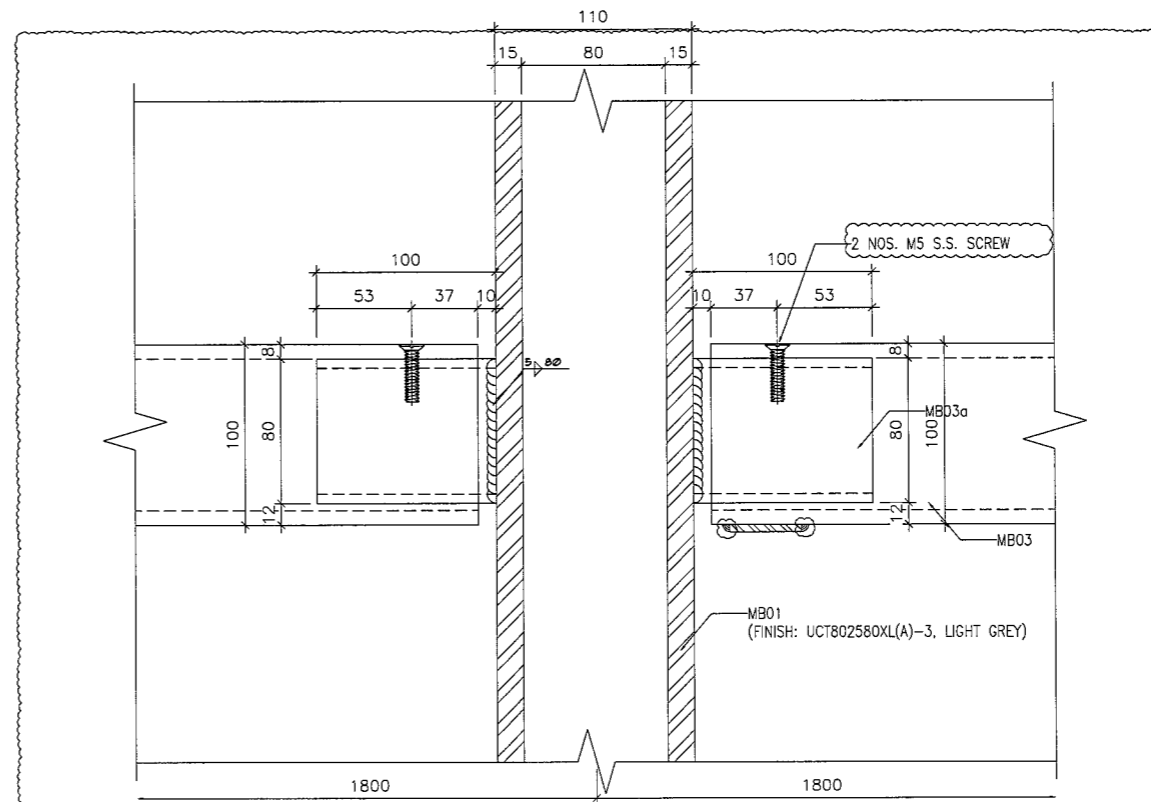
1 BLOW-UP DETAIL OF JOINT LOCATION
5004 (ALL R.C. STRUCTURAL INFORMATION UNDER SEPARATED SUBMISSION)
(REFER TO DWG 1/2001)



2 BLOW-UP DETAIL OF JOINT LOCATION
5004 (ALL R.C. STRUCTURAL INFORMATION UNDER SEPARATED SUBMISSION)
(REFER TO DWG 1/2001)



3 BLOW-UP DETAIL OF JOINT LOCATION
5004 (ALL R.C. STRUCTURAL INFORMATION UNDER SEPARATED SUBMISSION)
(REFER TO DWG 1/2001)



4 BLOW-UP DETAIL OF JOINT LOCATION
5004 (ALL R.C. STRUCTURAL INFORMATION UNDER SEPARATED SUBMISSION)
(REFER TO DWG 1/2001)

B.D. REF :

CLIENT :
MTR
VENTURE SMART LIMITED

ARCHITECT :
P&T Architects and Engineers Ltd
巴丹拿建築及工程師有限公司

MAIN CONTRACTOR :
CHINA OVERSEAS BUILDING CONSTRUCTION LTD.

STRUCTURAL ENGINEER :
ARUP

FACADE CONSULTANT:
MEINHARDT

NOTE:
1. ALL DIMENSIONS ARE IN mm.
2. ALL ELEVATIONS ARE VIEWED FROM OUTSIDE.
3. ALL DIMENSIONS TO BE VERIFIED ON SITE BEFORE FABRICATION.

LEGEND:
x1 — DETAIL MARK NO.
x001 — REFER SHEET NO.

1. F.F.L. — FINISHED FLOOR LEVEL
2. S.F.L. — STRUCTURAL FLOOR LEVEL
3. (B) — REVERSED DETAIL
4. MEMBER SCHEDULE
MB01 — 110x48x15mm THK. G.M.S. FORM HOLLOW
MB02 — 100x150x8mm THK. G.M.S. R.H.S.
MB02a — 80x80x3mm THK. G.M.S. S.H.S.
MB03 — 100x200x8mm THK. G.M.S. R.H.S.
MB03a — 80x120x5mm THK. G.M.S. S.H.S.
5. GLASS SCHEDULE
GL01 — 12mm THK. CLEAR TEMPERED GLASS+12mm AIR
+5mm THK. CLEAR TEMPERED I.G.U.

NO.	DATE	REVISION	SUBJECT TO ARCH. COMMENT	TC	BY
A	08-03-2018				

JOB NO. : J-836

PROJECT :
PROPOSED SITE C1
DEVELOPMENT AT AREA 86,
TKOTL 70 RP, TSEUNG KWAN O,
NEW TERRITORIES

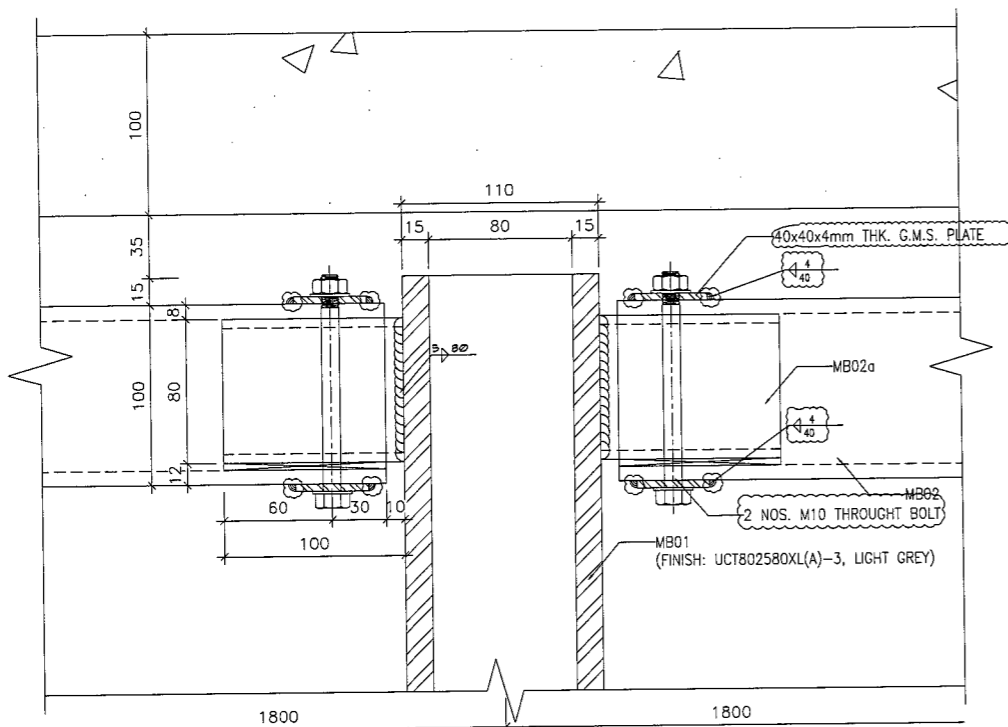
TITLE :
TYPICAL JOINT DETAIL
FOR WINDOW WALL

DATE : 17/05/2018 SCALE : 1:4

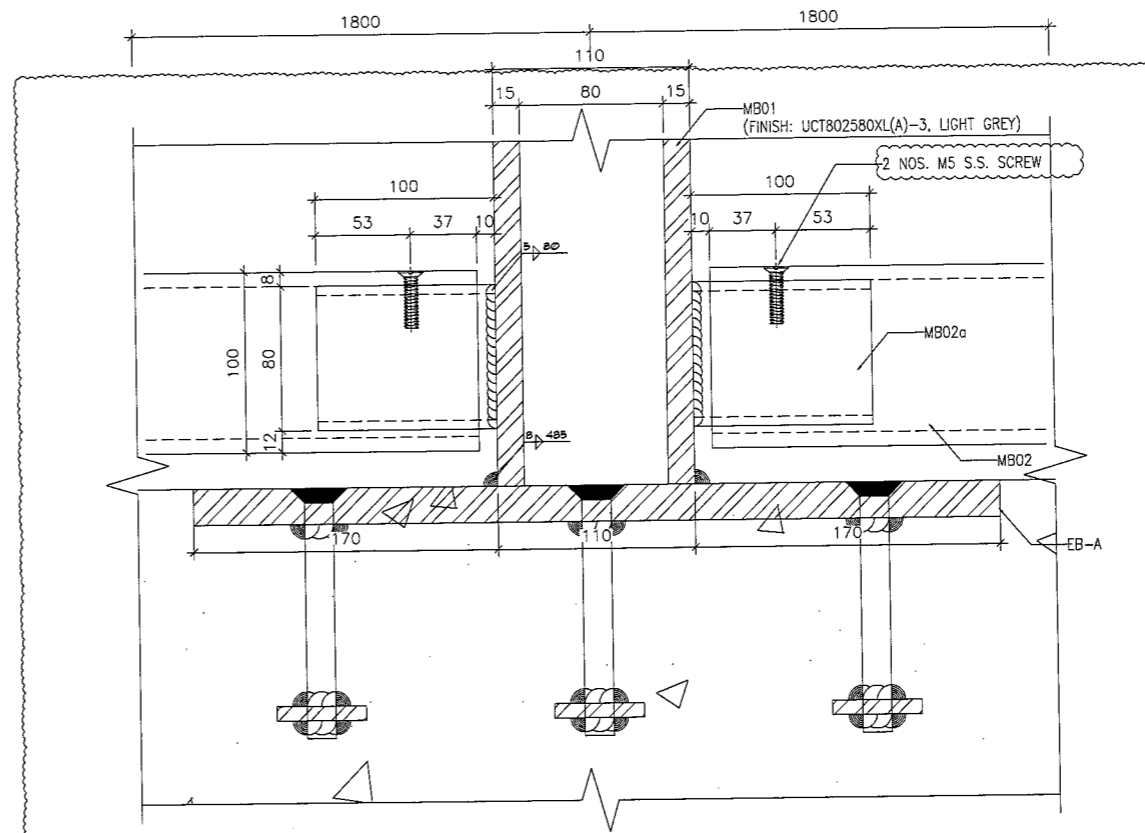
DRAWN BY : MN CHECKED BY : DW

美特鋁質有限公司
MIDI ALUMINIUM FABRICATOR LTD.
Units 6-8, Sunray Industrial Centre, 1/F
610 Cha Kwo Ling Road, Kowloon
Tel: 23489211-4 Fax: (852) 2727666

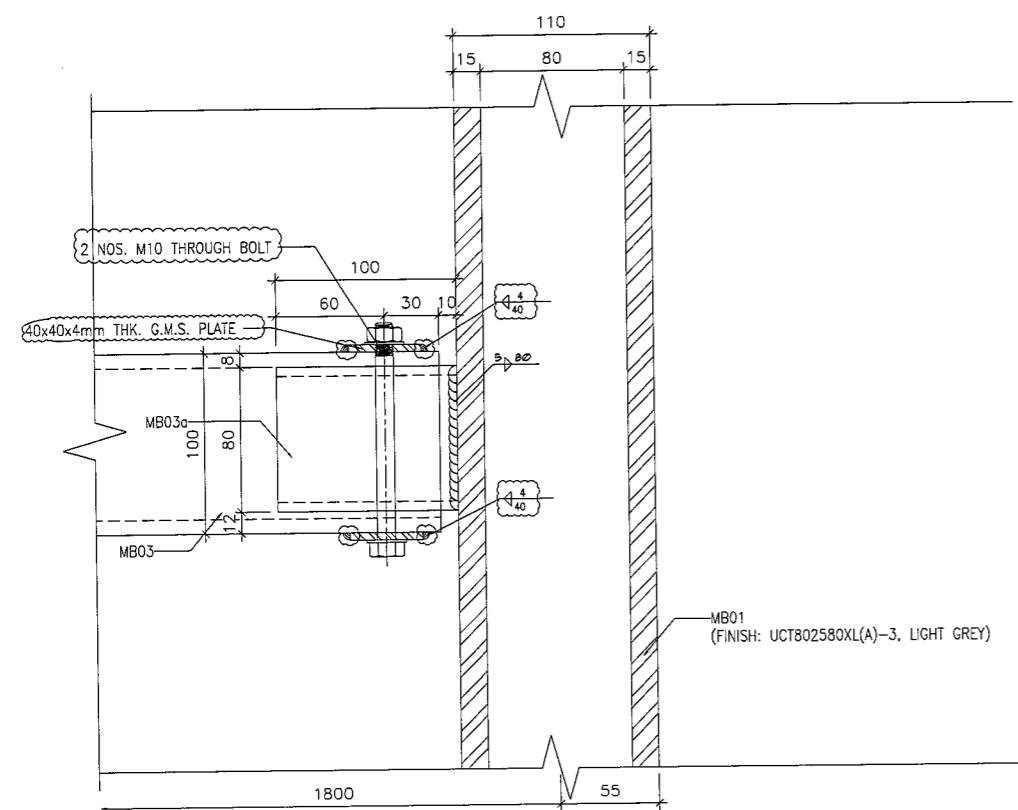
DWG NO. : JB36-SD-WW2-5004 REV. : B



1 BLOW-UP DETAIL OF JOINT LOCATION
5005 (ALL R.C. STRUCTURAL INFORMATION UNDER SEPARATED SUBMISSION)
(REFER TO DWG 1/2001)



2 BLOW-UP DETAIL OF JOINT LOCATION
5005 (ALL R.C. STRUCTURAL INFORMATION UNDER SEPARATED SUBMISSION)
(REFER TO DWG 1/2001)



3 BLOW-UP DETAIL OF JOINT LOCATION
5005 (ALL R.C. STRUCTURAL INFORMATION UNDER SEPARATED SUBMISSION)
(REFER TO DWG 1/2001)

B.D. REF :

CLIENT : **MTR**
VENTURE SMART LIMITED

ARCHITECT : **P&T Architects and Engineers Ltd**
巴利丹拿建築及工程有限公司

MAIN CONTRACTOR : **CHINA OVERSEAS BUILDING CONSTRUCTION LTD.**

STRUCTURAL ENGINEER : **ARUP**

FACADE CONSULTANT : **MEINHARDT**

NOTE :

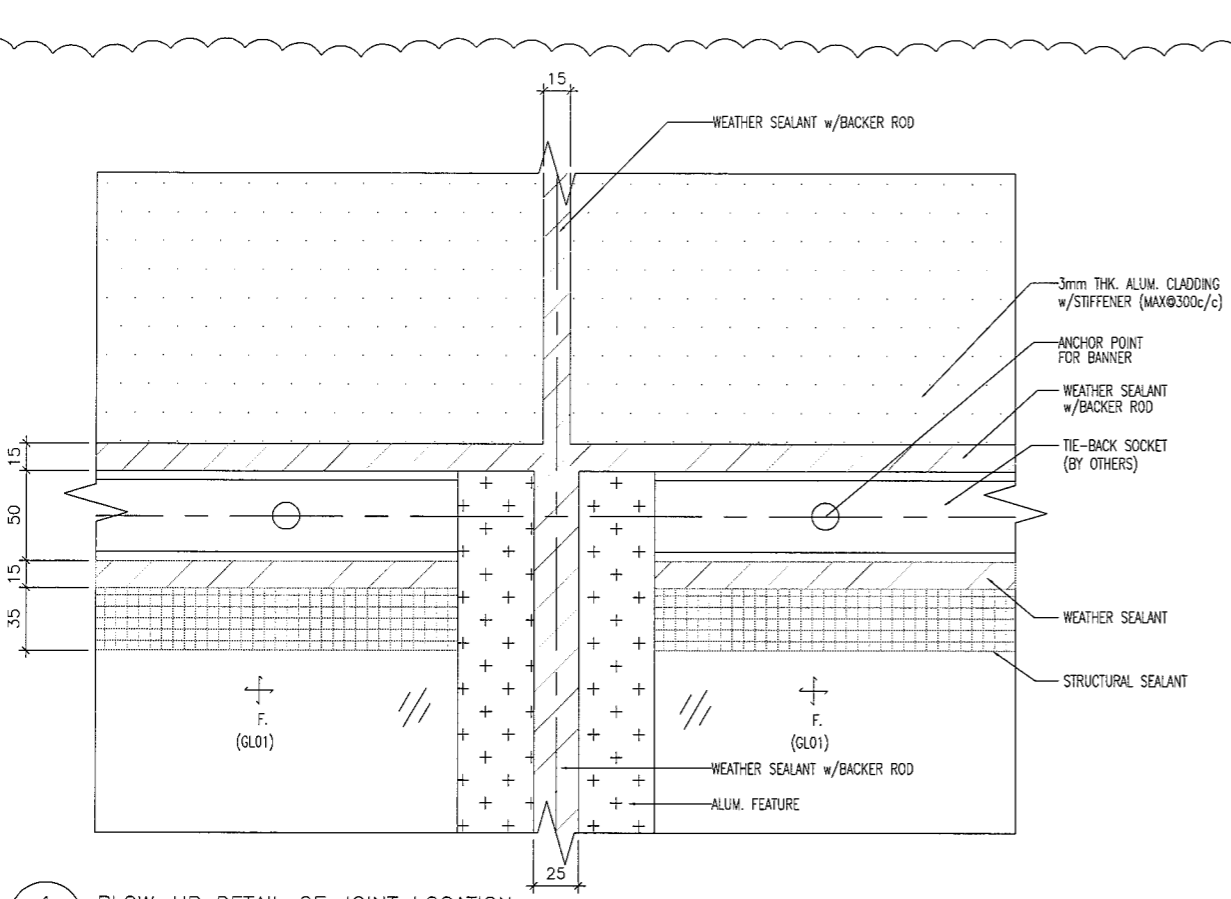
- ALL DIMENSIONS ARE IN mm.
- ALL ELEVATIONS ARE VIEWED FROM OUTSIDE.
- ALL DIMENSIONS TO BE VERIFIED ON SITE BEFORE FABRICATION.

LEGEND :

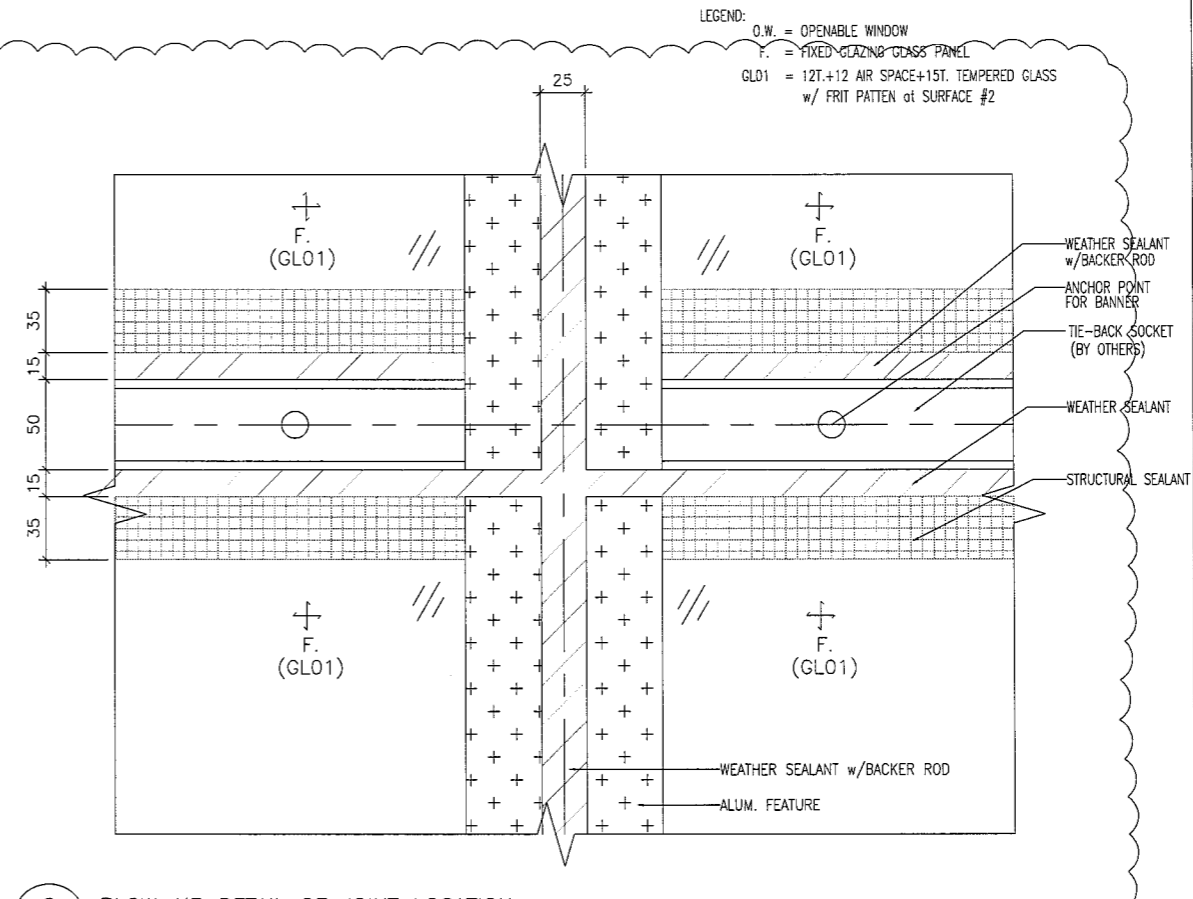
x1 — DETAIL MARK NO.
x001 — REFER SHEET NO.

- F.F.L. — FINISHED FLOOR LEVEL
- S.F.L. — STRUCTURAL FLOOR LEVEL
- (/P) — REVERSED DETAIL
- MEMBER SCHEDULE
MB01 — 110x485x15mm THK. G.M.S. FORM HOLLOW
MB02 — 100x150x8mm THK. G.M.S. R.H.S.
MB02a — 80x80x5mm THK. G.M.S. S.H.S.
MB03 — 100x200x8mm THK. G.M.S. R.H.S.
MB03a — 80x120x5mm THK. G.M.S. S.H.S.
- GLASS SCHEDULE
GL01 — (12mm) THK. CLEAR TEMPERED GLASS+12mm AIR
(5mm) THK. CLEAR TEMPERED I.G.U.

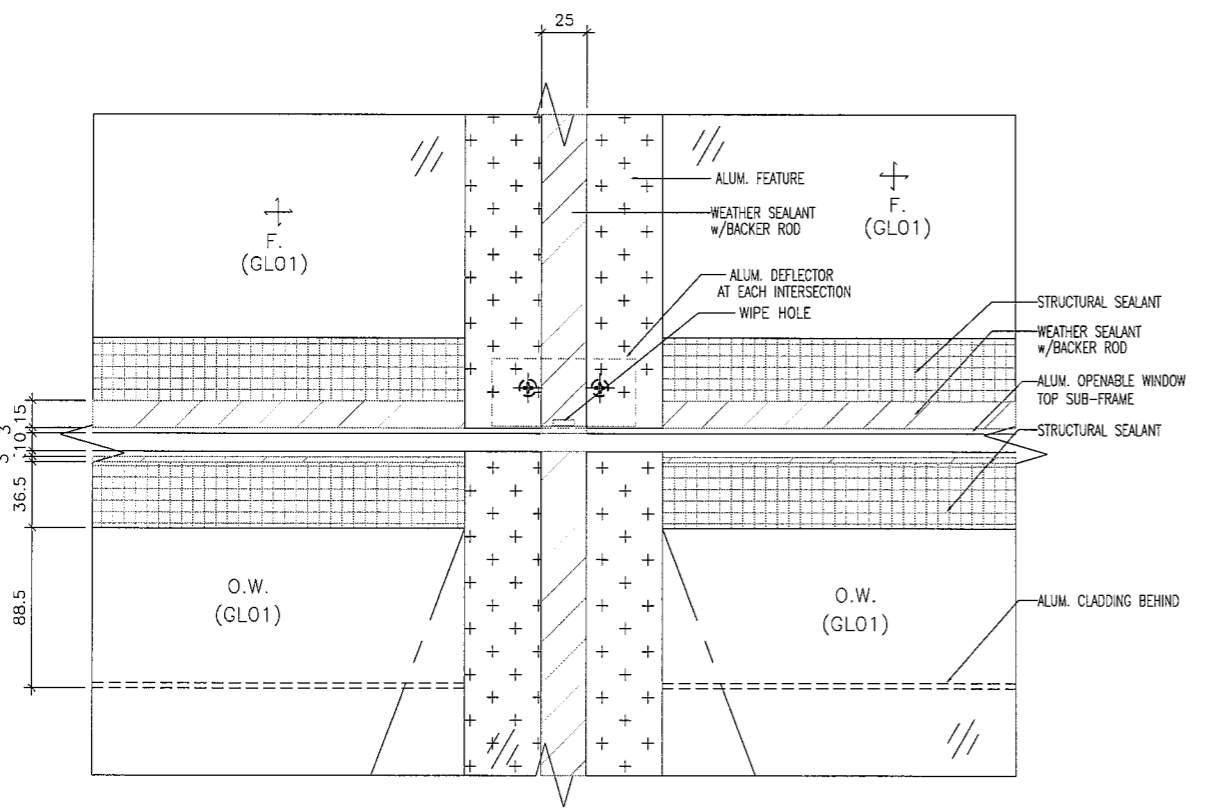
NO.	DATE	REVISED	BY
JOB NO. :	J-836		
PROJECT :	PROPOSED SITE C1 DEVELOPMENT AT AREA B6, TKOTL 70 RP, TSEUNG KWAN O, NEW TERRITORIES		
TITLE :	TYPICAL JOINT DETAIL FOR WINDOW WALL		
DATE :	17/05/2018	SCALE :	1:4
DRAWN BY :	MN	CHECKED BY :	DW
美特鋁質有限公司 MIDI ALUMINIUM FABRICATOR LTD. Units 6-8, Sunray Industrial Centre, 1/F 610 Cha Kwo Ling Road, Kowloon Tel:23489211-4 Fax:(852)27727666			
DWG NO. :	J836-SD-WW2-5005	REV. :	A



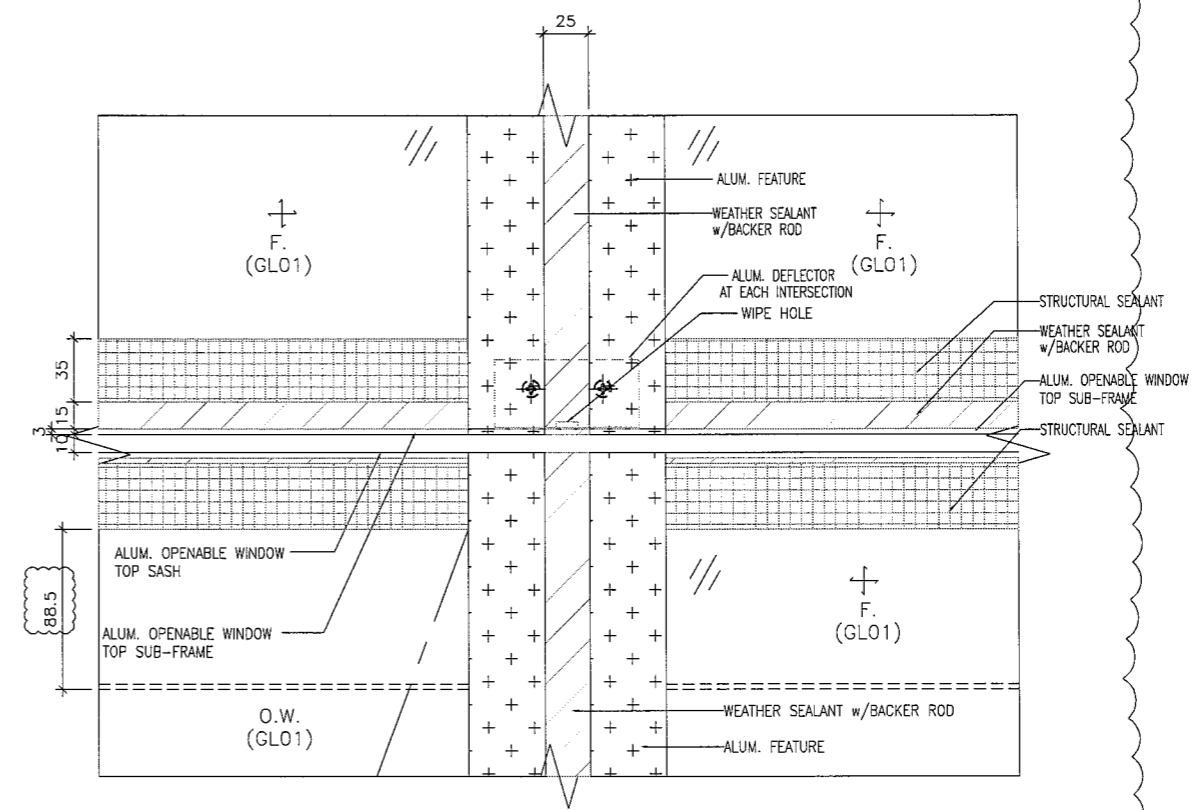
1 BLOW-UP DETAIL OF JOINT LOCATION
5006 (ALL R.C. STRUCTURAL INFORMATION UNDER SEPARATED SUBMISSION)
(REFER TO DWG 1/2001)



2 BLOW-UP DETAIL OF JOINT LOCATION
5006 (ALL R.C. STRUCTURAL INFORMATION UNDER SEPARATED SUBMISSION)
(REFER TO DWG 1/2001)



3 BLOW-UP DETAIL OF JOINT LOCATION
5006 (ALL R.C. STRUCTURAL INFORMATION UNDER SEPARATED SUBMISSION)
(REFER TO DWG 1/2001)



4 BLOW-UP DETAIL OF JOINT LOCATION
5006 (ALL R.C. STRUCTURAL INFORMATION UNDER SEPARATED SUBMISSION)
(REFER TO DWG 1/2001)

LEGEND:
O.W. = OPENABLE WINDOW
F. = FIXED GLAZING GLASS PANEL
GL01 = 12T+12 AIR SPACE+15T. TEMPERED GLASS w/ FRIT PATTEN of SURFACE #2

B.D. REF :
CLIENT :
ARCHITECT :
MAIN CONTRACTOR :
STRUCTURAL ENGINEER :
FACADE CONSULTANT :

MTR
VENTURE SMART LIMITED

P&T Architects and Engineers Ltd
巴馬丹拿建築及工程師有限公司

CHINA OVERSEAS BUILDING CONSTRUCTION LTD.

ARUP

MEINHARDT

NOTE :
1. ALL DIMENSIONS ARE IN mm.
2. ALL ELEVATIONS ARE VIEWED FROM OUTSIDE.
3. ALL DIMENSIONS TO BE VERIFIED ON SITE BEFORE FABRICATION.

LEGEND :
X1 — DETAIL MARK NO.
X001 — REFER SHEET NO.

1. F.F.L. — FINISHED FLOOR LEVEL
2. S.F.L. — STRUCTURAL FLOOR LEVEL
3. (B) — REVERSED DETAIL
4. MEMBER SCHEDULE
MB01 — 110x485x15mm THK. G.M.S. FORM HOLLOW
MB02 — 100x150x8mm THK. G.M.S. R.H.S.
MB02a — 80x80x5mm THK. G.M.S. S.H.S.
MB03 — 100x200x8mm THK. G.M.S. R.H.S.
MB03a — 80x120x5mm THK. G.M.S. S.H.S.
5. GLASS SCHEDULE
GL01 — (2mm) THK. CLEAR TEMPERED GLASS+12mm AIR + (5mm) THK. CLEAR TEMPERED I.G.U.

NO.	DATE	REVISED	BY

JOB NO. : J-836

PROJECT : PROPOSED SITE C1 DEVELOPMENT AT AREA 86, TKOTL 70 RP, TSEUNG KWAN O, NEW TERRITORIES

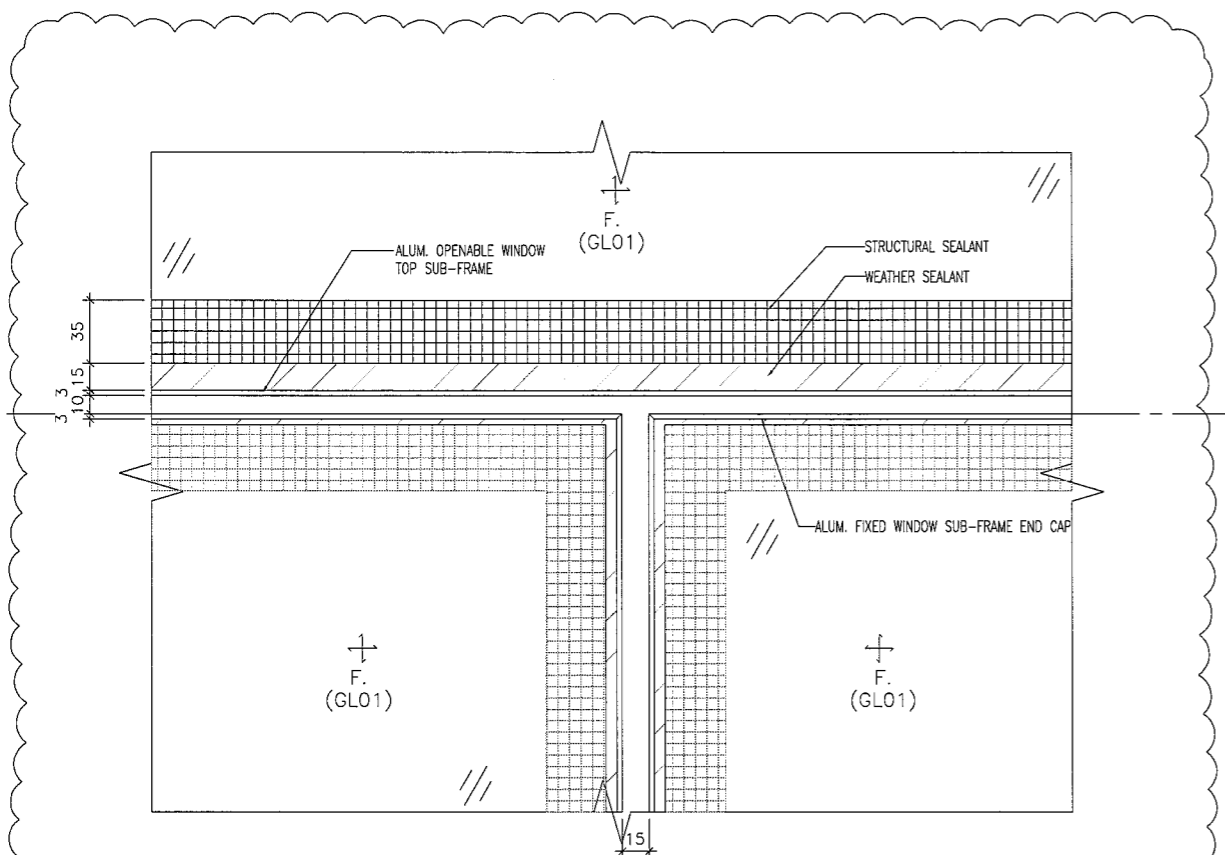
TITLE : TYPICAL JOINT DETAIL FOR WINDOW WALL

DATE : 17/05/2018 SCALE : 1:4

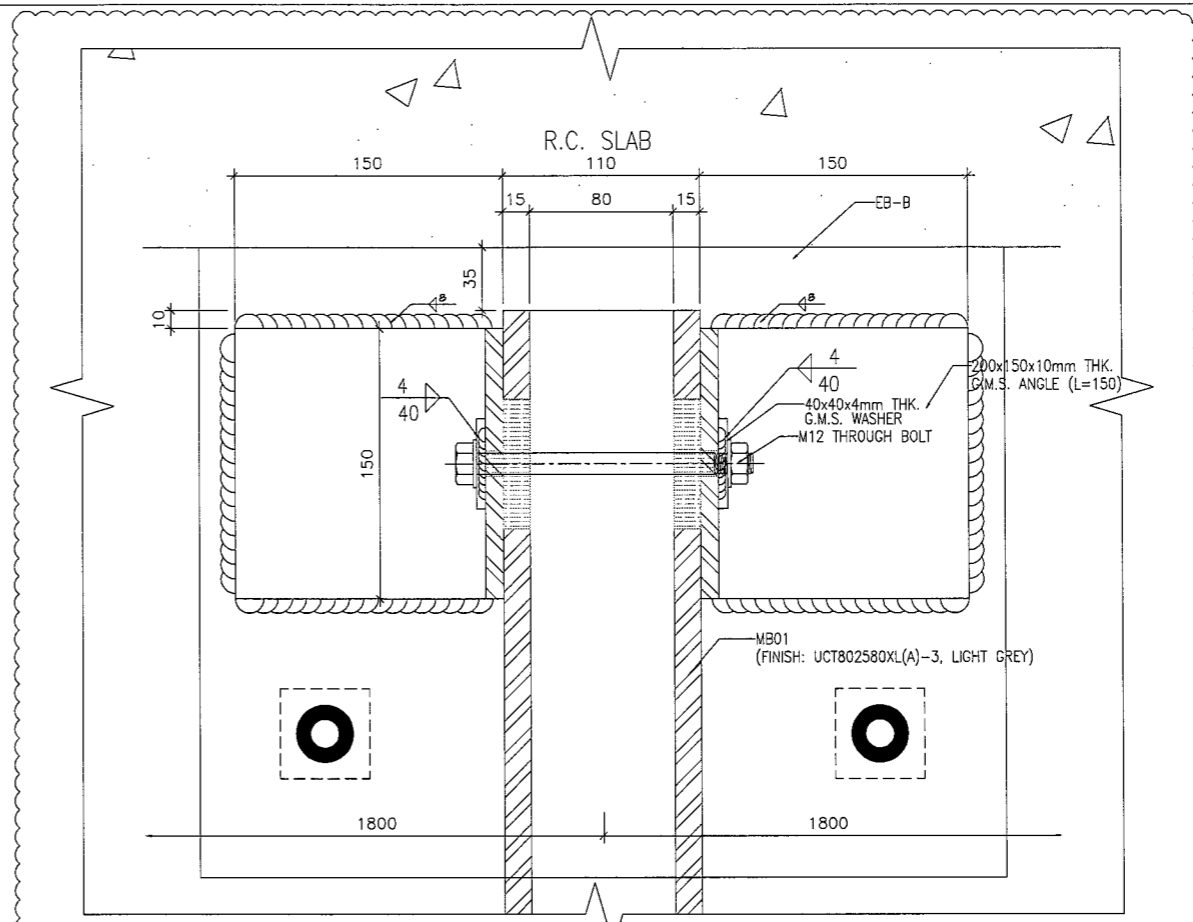
DRAWN BY : MN CHECKED BY : DW

美特鋁質有限公司
MIDI ALUMINIUM FABRICATOR LTD.
Units 6-8, Sunray Industrial Centre, 1/F
610 Cho Kwo Ling Road, Kowloon
Tel:23489211-4 Fax:(852)2727666

DWG NO. : J836-SD-WW2-5006 REV. : A



1 BLOW-UP DETAIL OF JOINT LOCATION
5007 (ALL R.C. STRUCTURAL INFORMATION UNDER SEPARATED SUBMISSION)
(REFER TO DWG 1/2001)



2 BLOW-UP DETAIL OF MULLION/EMBED CONNECTION
5007 (ALL R.C. STRUCTURAL INFORMATION UNDER SEPARATED SUBMISSION)
(REFER TO DWG 1/2001)

B.D. REF :

CLIENT :
MTR
VENTURE SMART LIMITED

ARCHITECT :
P&T Architects and Engineers Ltd
巴馬丹拿建築及工程師有限公司

MAIN CONTRACTOR :
CHINA OVERSEAS BUILDING CONSTRUCTION LTD.

STRUCTURAL ENGINEER :
ARUP

FACADE CONSULTANT:
MEINHARDT

NOTE :
1. ALL DIMENSIONS ARE IN mm.
2. ALL ELEVATIONS ARE VIEWED FROM OUTSIDE.
3. ALL DIMENSIONS TO BE VERIFIED ON SITE BEFORE FABRICATION.

LEGEND :
 (X1) --- DETAIL MARK NO.
 (X001) --- REFER SHEET NO.
 1. F.F.L --- FINISHED FLOOR LEVEL
 2. S.F.L --- STRUCTURAL FLOOR LEVEL
 3. (B) --- REVERSED DETAIL
 4. MEMBER SCHEDULE
 MB01 --- 110x485x15mm THK. G.M.S. FORM HOLLOW
 MB02 --- 100x150x8mm THK. G.M.S. R.H.S.
 MB02a --- 80x80x5mm THK. G.M.S. S.H.S.
 MB03 --- 100x200x8mm THK. G.M.S. R.H.S.
 MB03a --- 80x120x5mm THK. G.M.S. S.H.S.
 5. GLASS SCHEDULE
 GLO1 --- (12mm) THK. CLEAR TEMPERED GLASS+12mm AIR
 +(5mm) THK. CLEAR TEMPERED I.G.U.

NO.	DATE	REVISED	BY

JOB NO. : J-836
 PROJECT : PROPOSED SITE C1 DEVELOPMENT AT AREA 86, TKOTL 70 RP, TSEUNG KWAN O, NEW TERRITORIES

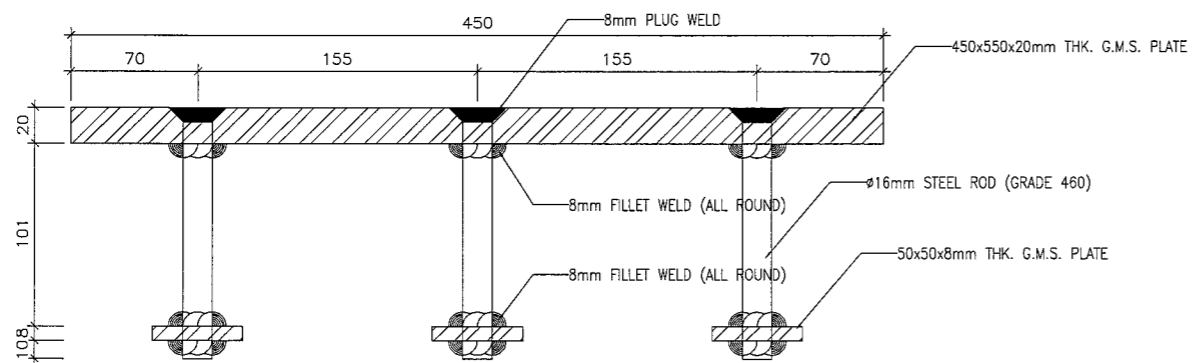
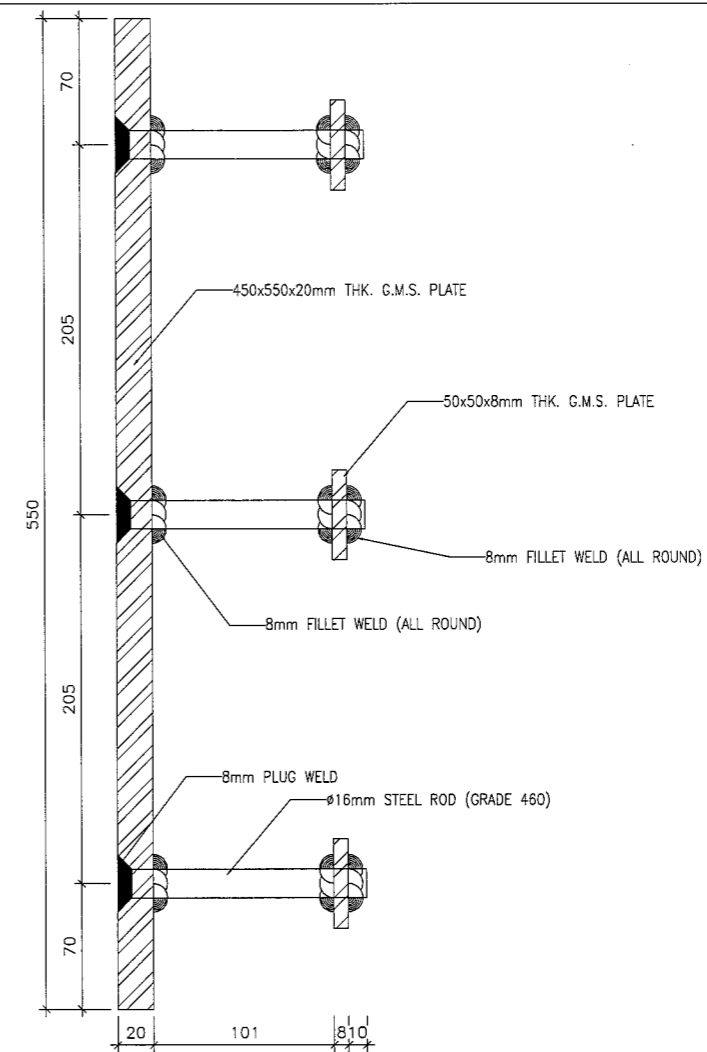
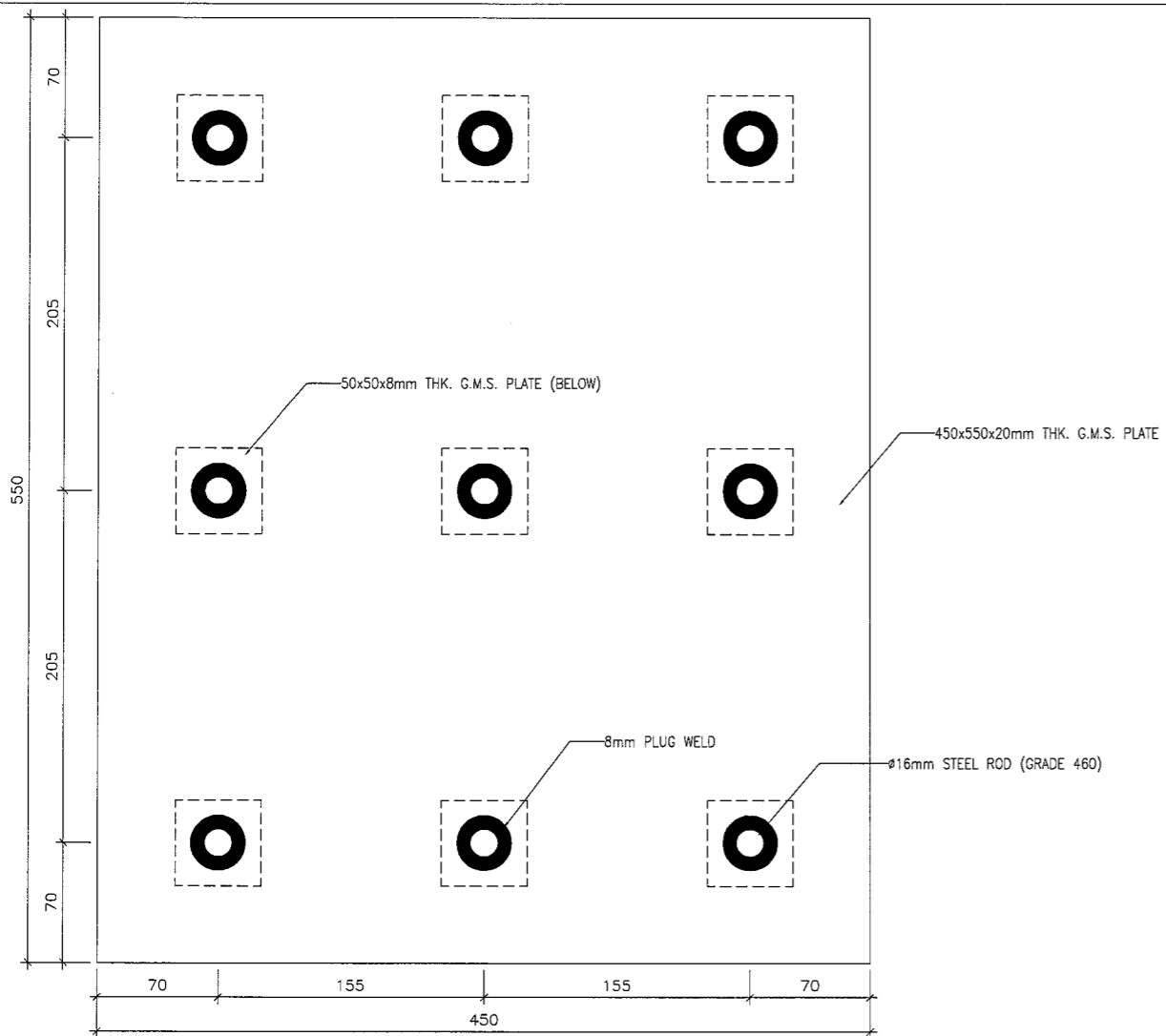
TITLE : TYPICAL JOINT DETAIL FOR WINDOW WALL

DATE : 17/05/2018 SCALE : 1:4

DRAWN BY : MN CHECKED BY : DW

美特鋁質有限公司
MIDI ALUMINIUM FABRICATOR LTD.
 Units 6-8, Sunray Industrial Centre, 1/F
 610 Cha Kwo Ling Road, Kowloon
 Tel: 23489211-4 Fax: (852) 2727866

DWG NO. : J836-SD-WW2-5007 REV. : A



B.D. REF :

CLIENT : **MTR**
VENTURE SMART LIMITED

ARCHITECT : **P&T Architects and Engineers Ltd**
巴丹拿建築及工程師有限公司

MAIN CONTRACTOR : **CHINA OVERSEAS BUILDING CONSTRUCTION LTD.**

STRUCTURAL ENGINEER : **ARUP**

FACADE CONSULTANT : **MEINHARDT**

NOTE :
1. ALL DIMENSIONS ARE IN mm.
2. ALL ELEVATIONS ARE VIEWED FROM OUTSIDE.
3. ALL DIMENSIONS TO BE VERIFIED ON SITE BEFORE FABRICATION.

LEGEND :
 (X1) --- DETAIL MARK NO.
 (X001) --- REFER SHEET NO.
 1. F.F.L. --- FINISHED FLOOR LEVEL
 2. S.F.L. --- STRUCTURAL FLOOR LEVEL
 3. (R) --- REVERSED DETAIL

B	08-03-2018	REVISION SUBJECT TO ARCH. COMMENT	TC
A	04-12-2017	REVISION SUBJECT TO ARCH. COMMENT	TC
NO.	DATE	REVISD	BY

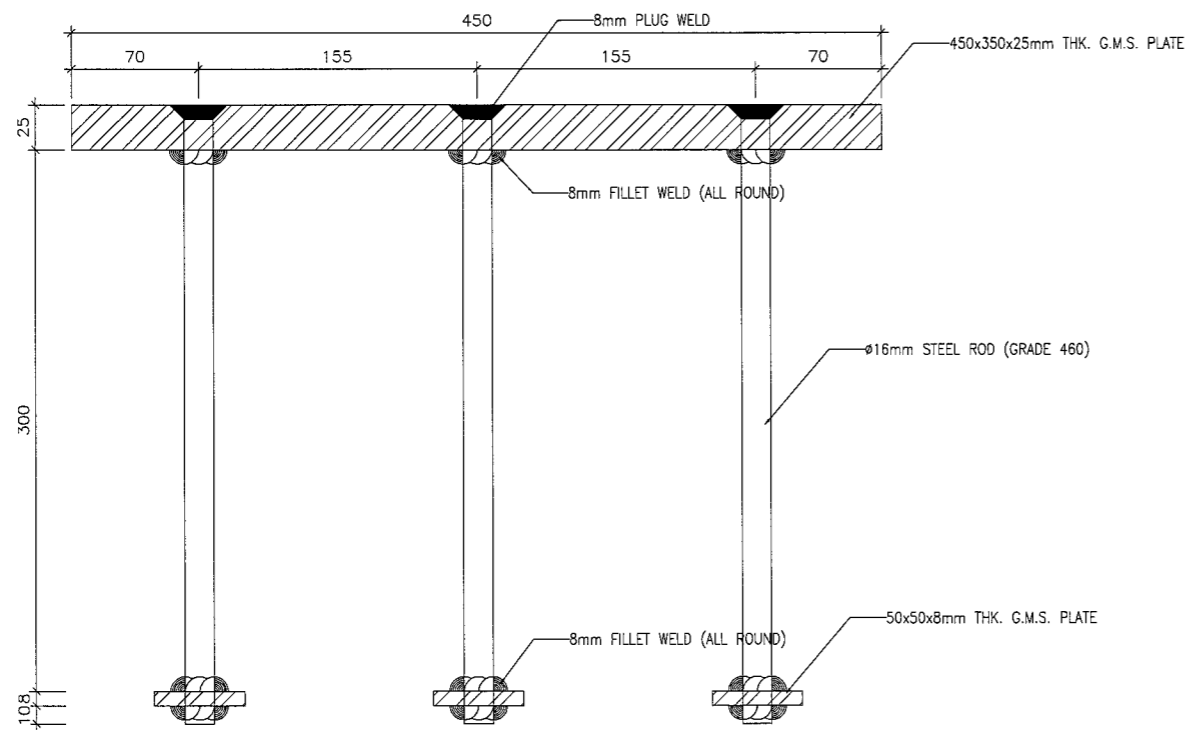
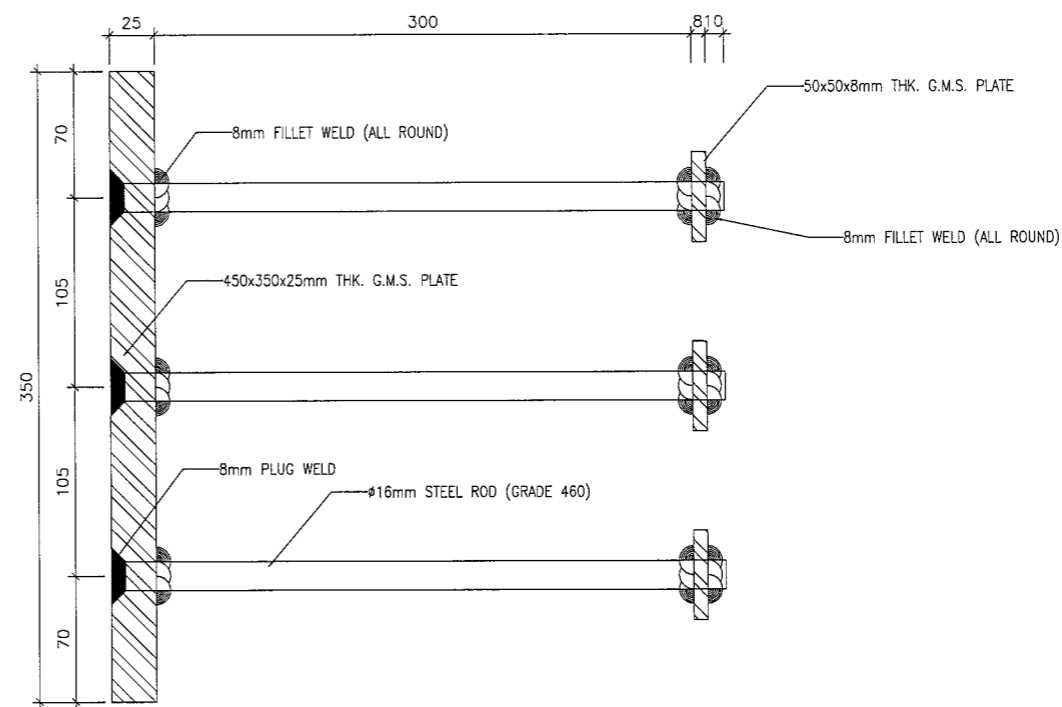
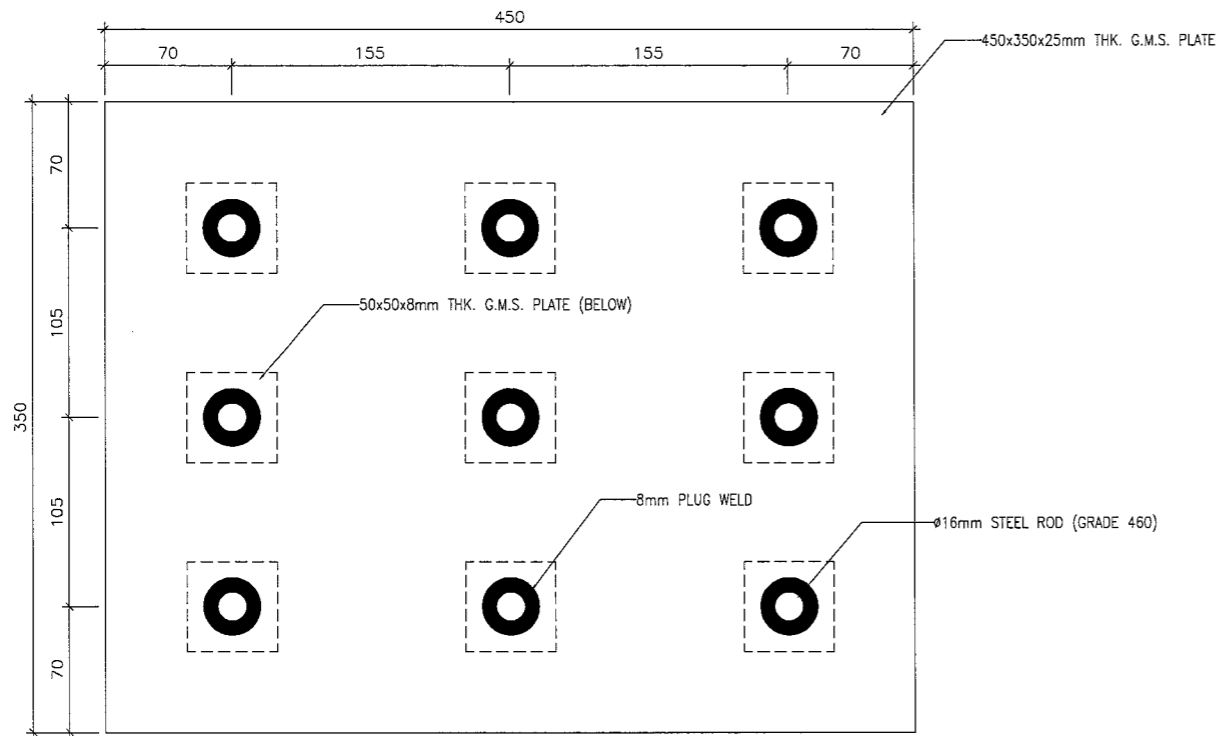
JOB NO. : J-836
 PROJECT : PROPOSED SITE C1 DEVELOPMENT AT AREA 86, TKOTL 70 RP, TSEUNG KWAN O, NEW TERRITORIES

TITLE : EMBED DETAILS FOR WINDOW WALL

DATE : 04-OCT-17 SCALE : 1:4
 DRAWN BY : MN CHECKED BY : DW

美特鋁質有限公司
MIDI ALUMINIUM FABRICATOR LTD.
 Units 6-8, Sunray Industrial Centre, 1/F
 610 Cha Kwo Ling Road, Kowloon
 Tel: 23489211-4 Fax: (852) 2727666
 DWG NO. : J836-SD-WW2-9001 REV. : B

TYPE	DESCRIPTION	BOND LENGTH	LOCATION	CASE	MAX c/c
EB-A	450x550x20mm THK. G.M.S. CAST-IN EMBED	101	WW2 (BOTTOM)	TYPICAL	--

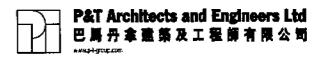


B.D. REF :

CLIENT :



ARCHITECT :



MAIN CONTRACTOR :



STRUCTURAL ENGINEER :



FACADE CONSULTANT:



NOTE :

1. ALL DIMENSIONS ARE IN mm.
2. ALL ELEVATIONS ARE VIEWED FROM OUTSIDE.
3. ALL DIMENSIONS TO BE VERIFIED ON SITE BEFORE FABRICATION.

LEGEND :

- ⊗ -- DETAIL MARK NO.
- ⊗001 -- REFER SHEET NO.

1. F.F.L -- FINISHED FLOOR LEVEL
2. S.F.L -- STRUCTURAL FLOOR LEVEL
3. ⊗ -- REVERSED DETAIL

B	08-03-2018	REVISION SUBJECT TO ARCH. COMMENT	TC
A	04-12-2017	REVISION SUBJECT TO ARCH. COMMENT	TC
NO.	DATE	REVISED	BY

JOB NO. : J-836
 PROJECT : PROPOSED SITE C1 DEVELOPMENT AT AREA 86, TKOTL 70 RP, TSEUNG KWAN O, NEW TERRITORIES

TITLE : EMBED DETAILS FOR WINDOW WALL

DATE : 04-OCT-17 SCALE : 1:4
 DRAWN BY : MN CHECKED BY : DW

美特鋁質有限公司
 MIDI ALUMINIUM FABRICATOR LTD.
 Units 6-8, Sunray Industrial Centre, 1/F
 610 Cha Kwo Ling Road, Kowloon
 Tel:23489211-4 Fax:(852)2727666
 DWG NO. : J836-SD-WW2-9002 REV. : B

TYPE	DESCRIPTION	BOND LENGTH	LOCATION	CASE	MAX c/c
EB-B	450x350x25mm THK. G.M.S. CAST-IN EMBED	300	WW2 (TOP)	TYPICAL	--