

工程指示 / 要求簡箋(E.I.)

工程指示編號: EI / 0950 / 19 修改版次: (A)  
 工程編號: J-836 工程名稱: 日出康城 7 期 平台  
 工程項目: Cooling Tower (Remedial Works) 鐵件生產  
 收件人: Maggie 發件人: 大明 日期: 19 / 08 / 2019

要求提供 /  確認 事項 :

- ( ) 初步鋁料 B.M. ( ) 加工拆圖, 然後生產 ( ) 尺寸表
- ( ) 正式鋁料 B.M. ( ) 技術上資料 / 指示 ( ) 報價
- ( ) 配件 B.M. ( ) 樣辦或貨品說明書 ( ) 分判合約
- ( ) 其他: \_\_\_\_\_

內容:

煩請按圖紙生產鐵件後送地盤.

修改	836-C7-01	增加數量	共 50 件
新增	T4-.1		共 20 件
新增	CS-1		共 80 件

請在 23/08/2019 前完成上列要求。

附有關圖紙 / 文件: BM 表 0 頁, 圖紙 1 頁

以上項目為:

- 原合約工程包  原合約工程加 / 減賬  新工程報價

原因: -

分發東莞各部門:

- ( ) 生產技術總監  連附件 ( ) 技術部  連附件 ( ) 生產部  連附件 ( ) 機械設計部  連附件
- ( ) 採購部  連附件 ( ) 生產統籌部  連附件
- ( ) 質檢部  連附件 ( ) 會計部  連附件 ( ) 報關組  連附件 ( ) 其他 \_\_\_\_\_  連附件


分發香港各部門:

- ( ) 行政部  連附件 ( ) 會計部  連附件 ( ) 統籌部  連附件 ( ) 工程部地盤科文  連附件 積奇
- ( ) 採購部  連附件 ( ) QS 部  連附件 ( ) 維修部  連附件 ( ) 其他 \_\_\_\_\_  連附件

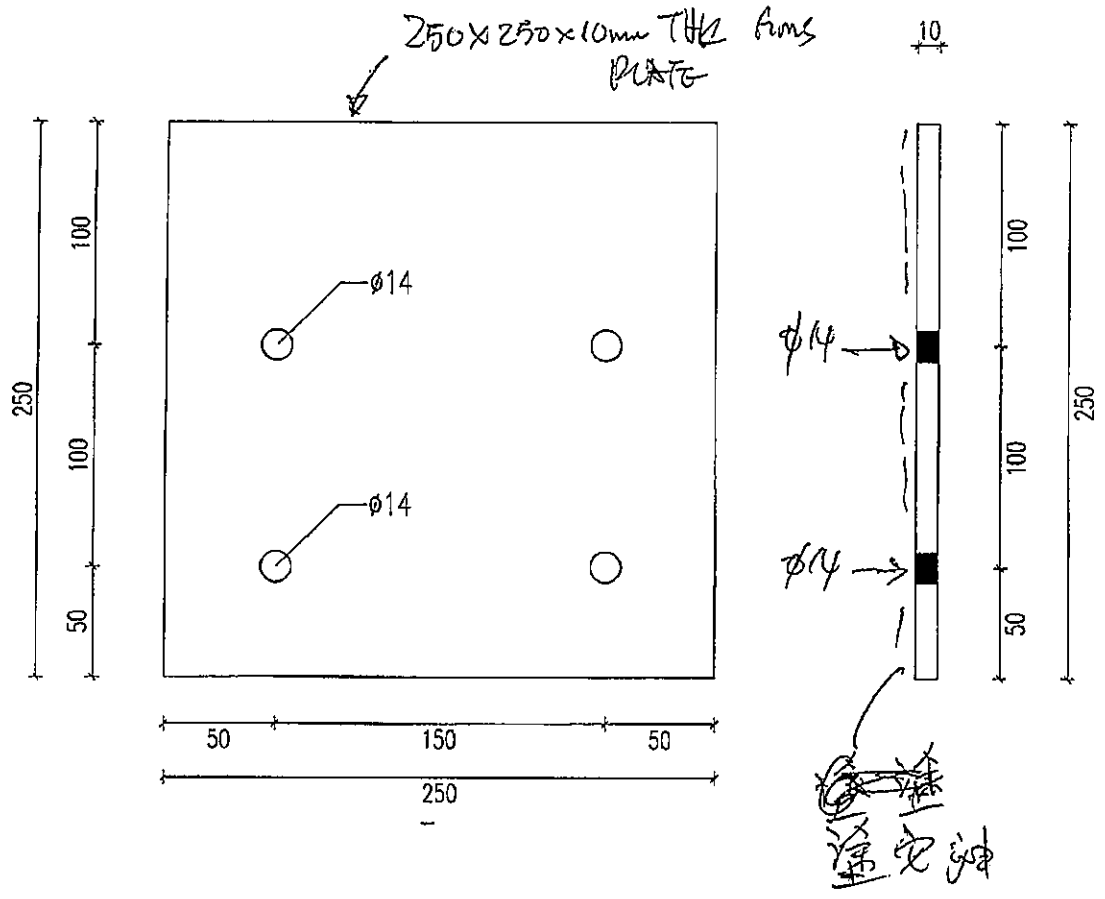
傳遞編號:

發件人簽署:

項目經理簽署:



圖號: B36-CT-01 1.



4.91 kg/pc

FOR Cooling Tower Remanance work


30 + 5 = 35 件 + 15 件

23/08/2019 送

共 50 件

- 1. The proposed project is located within the boundaries of the existing zoning district.
- 2. The proposed project is consistent with the Comprehensive Zoning Ordinance.
- 3. The proposed project is consistent with the Comprehensive Land Use Ordinance.
- 4. The proposed project is consistent with the Comprehensive Transportation Ordinance.
- 5. The proposed project is consistent with the Comprehensive Environmental Ordinance.
- 6. The proposed project is consistent with the Comprehensive Cultural Ordinance.
- 7. The proposed project is consistent with the Comprehensive Historical Ordinance.
- 8. The proposed project is consistent with the Comprehensive Public Safety Ordinance.
- 9. The proposed project is consistent with the Comprehensive Parks and Recreation Ordinance.
- 10. The proposed project is consistent with the Comprehensive Utilities Ordinance.

PROJECT NO. 100-100-100-100  
 DATE: 10/10/10  
 PREPARED BY: [Firm Name]



NOT TO SCALE  
 ALL DIMENSIONS ARE IN FEET  
 UNLESS OTHERWISE NOTED

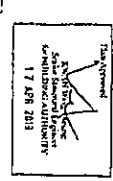
THESE PLANS WERE PREPARED BY THE ARCHITECT AND ENGINEER FOR THE PROJECT AND DO NOT REPRESENT THE ARCHITECT AND ENGINEER'S RESPONSIBILITY FOR THE PROJECT.



STATEMENT: I, THE ARCHITECT AND ENGINEER, HEREBY CERTIFY THAT THESE PLANS WERE PREPARED BY ME OR UNDER MY CLOSE PERSONAL SUPERVISION AND THAT I AM A LICENSED ARCHITECT AND ENGINEER IN THE STATE OF CALIFORNIA.

OLD AMENDMENT

THESE PLANS WERE PREPARED BY THE ARCHITECT AND ENGINEER FOR THE PROJECT AND DO NOT REPRESENT THE ARCHITECT AND ENGINEER'S RESPONSIBILITY FOR THE PROJECT.



PROJECT: [Project Name]  
 ARCHITECT AND ENGINEER: [Firm Name]

CONTRACT NO. [Contract Number]

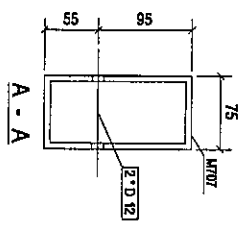
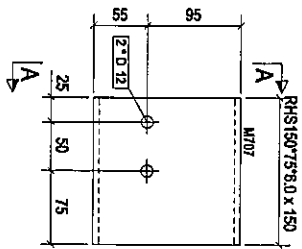
ARUP

WEINHARDT

NO.	DATE	DESCRIPTION
1	10/10/10	PRELIMINARY PLANS
2	10/10/10	FINAL PLANS
3	10/10/10	AS BUILT PLANS

零件编号:	T4-1	零件数量:	301
零件型号:	规格(mm)	长度(mm)	重量
M707	RHS150*75*8.0	150	3.01
		1	3.01
		共重	0.07
		合计:	301


共 20 件




119

Rev.	A	更改/批准	2018-08-08
		Description	Date

PROJECT  
 PROPOSED SITE C1  
 DEVELOPMENT AT AREA 86,  
 TKO1701P, TSEUNG KWAN O,  
 NEW TERRITORIES

CLIENT:  
  
 美特 堅 實 有 限 公 司  
 MEI TE HE COMPANY LIMITED  
 510 PING KONG ROAD  
 TAI KOO WAI, TAI KOO  
 TEL: 3439211-4 FAX: (852) 27272156

DESIGNED BY:  
  
 Silver Town Limited  
 188-190A, WING LEE STREET  
 TAI KOO WAI, TAI KOO  
 E-MAIL: ACCESS@SILVERTOWN.COM

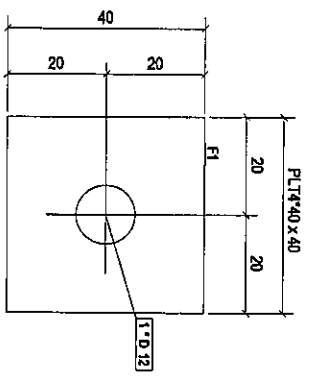
DRAWING TITLE:  
 [T4-1]

CAD File Name:	
Designed by:	
Drawn by:	
Reviewed by:	
Approved by:	
Scale:	

DWG NO: FL-C-1 - [T4-1] HW A

零件号:	CS1	零件名称:		零件重量:	0.05
库存号:	PLT440	长度(mm)	40	宽度	20
		厚度	1	重量(mm)	0.05
				重量(g)	0.00
		合计:			0.05

共 80 件



构件: CS1

Rev.	Description	Date
A	第一次修改	2018-08-08

PROJECT: PROPOSED SITE C1  
DEVELOPMENT AT KESA 06,  
TKOPI TO PO TSEUNG KWAN O,  
NEW TERRITORIES

CLIENT: 美特堅實有限公司  
MIDI Architecture & Interiors Inc.  
Unit 5-16, Sunny Industrial Centre, 1/F  
810 Chee Kwoong Road, Kowloon  
Tel: 2393111-4 Fax: (852) 27272088

銀同有限公司  
Silver Town Limited  
1401B-1401C, ACCESS Road, T20/01-02/03/04  
E-mail: 008523396949@silvertown.com

DRAWING TITLE: [CS.1]

CAD File Name :

Designed by	
Drawn by	
Reviewed by	
Approved by	
Scale	

DWG NO: FL-Q-T - [CS.1]

REV.	A
------	---