

工程指示 / 要求簡箋(E.I.)

工程指示編號：EI/ 0904 /19 修改版次：

工程編號：J836 工程名稱：日出康城7期 (平台)

工程項目：E1 全玻璃地盤門用配件

收件人：Maggie Lor / 林 寄件人：Joe Chan

日期：2/8/2019

要求提供 / 確認 事項：

- () 初步鋁料 B.M. () 加工拆圖，然後生產 () 尺寸表
- () 正式鋁料 B.M. () 技術上資料 / 指示 () 報價
- () 配件 B.M. () 樣辦或貨品說明書 () 分判合約
- () 其他：_____

內容：

煩請訂購以下配件，送地盤 (12mm 玻璃)

① 多瑪玻璃夾，型號 PT10 (底用) 4個

② 多瑪玻璃夾，型號 PT20 (頂用) 4個

③ 多瑪玻璃夾鎖，型號 US10 Corner lock 4個

請在 10/8/2019 前完成上列要求。

附有關圖紙 / 文件：

3頁

以上項目為：

- 原合約工程包 原合約工程加 / 減賬 新工程報價

原因：-

分發東莞各部門：

- () 生產技術總監 連附件 () 技術部 連附件 () 生產部 連附件 () 機械設計部 連附件
- () 採購部 連附件 () 生產統籌部 連附件
- () 質檢部 連附件 () 會計部 連附件 () 報關組 連附件 () 其他 _____ 連附件

分發香港各部門：

- () 行政部 連附件 () 會計部 連附件 () 統籌部 連附件 () 工程地盤科 連附件 () 文 連附件
- () 採購部 連附件 () QS 部 連附件 () 維修部 連附件 () 其他 _____ 連附件

傳遞編號：

發件人簽署：

項目經理簽署：

①

PT 90 Schraubhalterung
Art.-Nr. 07.021

Gewicht in kg:
LM 0,120
MS 0,160
ER 0,155

PT 90 screw on fitting
Art. No. 07.021

Weight in kg:
aluminium 0,120
brass 0,160
stainless steel 0,155

PT 91 Eckhalterung
Art.-Nr. 07.023

Gewicht in kg:
LM 0,120
MS 0,160
ER 0,155

PT 91 corner fitting
Art. No. 07.023

Weight in kg:
aluminium 0,120
brass 0,160
stainless steel 0,155

Runder Verbindungsbeschlag
für Oberflächler und Seitenteile, mit einfacher Glasbearbeitung und großer Klemmfläche
Art.-Nr. 14.001

Gewicht in kg:
LM 0,140
MS 0,260
ER 0,240

Round connector for overpanels and sidepanels, with simple glass preparation and large clamping surface
Art. No. 14.001

Weight in kg:
aluminium 0,140
brass 0,260
stainless steel 0,240

Seitenleitverbindung
mit Montageplatte
Art.-Nr. 01.153

Gewicht in kg:
LM 0,313
MS 0,369
ER 0,376

Side connector with fixing plate
Art. No. 01.153

Weight in kg:
aluminium 0,313
brass 0,369
stainless steel 0,376

Zwischenlage
für Glasdicke 8 mm
Art.-Nr. 01.900

für Glasdicke 12 mm
Art.-Nr. 01.901

Gasket
to suit 8 mm glass thickness
Art. No. 01.900

to suit 12 mm glass thickness
Art. No. 01.901

Bitte zusätzlich Art.-Nr. des Beschlags angeben!

Please state art. no. of fitting.

LM-Rundprofil für Klemmfleche
Türen mit 65 mm Dienpunk, bestehend aus 2 Halften, wahlweise vorgefertigt für Universal-Beschläge oder Türschwenker (76,5 mm oder 100 mm), für Flügelhöhe bis max. 2500 mm
Art.-Nr. 03.380

Aluminium round profile for pinch free doors with 65 mm pivot point, consisting of 2 halves, prepared for Universal fittings or door rails (76.5 mm or 100 mm) by choice, for panel height up to max. 2500 mm (please indicate with order)
Art. No. 03.380

LM-Rundprofil, wie oben,
Lagerlänge 5000 mm
Art.-Nr. 03.381

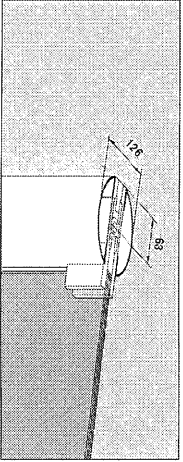
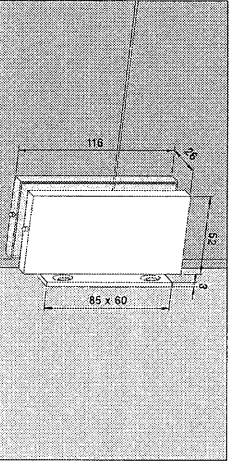
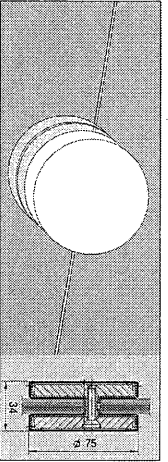
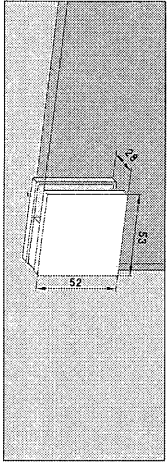
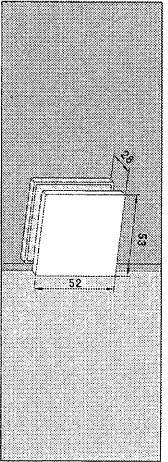
Aluminium round profile, as above, stock length 5000 mm
Art. No. 03.381

LM-Rundprofil, wie oben,
Lagerlänge 2500 mm
Art.-Nr. 03.382

Aluminium round profile, as above, stock length 2500 mm
Art. No. 03.382

Gewicht in kg/m:
LM 4,744

Weight in kg/m:
Aluminium 4,744



Schlösser
komplett, für 10 mm Glasdicke

Locks
complete, for 10 mm glass thickness

US 10 Eckeschloß, PZ vorge-
richtet, 10 mm Ausschuß 20 mm, mit Sicherheitsrosellen 14 mm hoch für 10 mm Glasdicke
Art.-Nr. 03.206

US 10 corner lock, prepared for Europrofile cylinder, single throw, bolt projection 20 mm, with security rosettes 14 mm thick, for 10 mm glass thickness (as shown)
Art. No. 03.206

für 15 und 19 mm Glasdicke (bitte bei Bestellung angeben)
Art.-Nr. 03.285

for 15 and 19 mm glass thickness (please specify with order)
Art. No. 03.285

für Rundzylinder (KABA) vorge-

prepared for round cylinder (KABA) (not shown), for 10 mm glass thickness
Art.-Nr. 03.340

für Profil-Halterzylinder (o. Abb.), für 10 mm Glasdicke
Links oben/ Rechts unten
Art.-Nr. 03.288

for half profile cylinder (not shown), for 10 mm glass thickness
Left hand top/ Right hand bottom
Art. No. 03.288

Links unten/ Rechts oben
Art.-Nr. 03.287

Weight in kg:
LM 0,942
MS 1,061
ER 1,053

Schließblech, Edelstahl, zweifach ± 5 mm verstellbar
Art.-Nr. 05.190

Lock keeper plate, stainless steel two parts, adjustable ± 5 mm
Art. No. 05.190

Gewicht in kg: 0,048
alternativ:
Bodenbushen (o. Abb.)
Art.-Nr. 05.192, 05.193, 05.194

Weight in kg: 0,048
alternative:
Floor sockets (not shown)
Art. No. 05.192, 05.193, 05.194

(siehe Technische Information 1,5 SG)

(see technical information 1,5 SG)

GK 30 Oberlichtgehäusen
zum Eckschloß US 10
(Ausschnitt PT 10)
Art.-Nr. 03.230

GK 30 single overpanel strike box to suit US 10 corner lock (cut out as PT 10)
Art. No. 03.230

Gewicht in kg:
LM 0,418
MS 0,555
ER 0,536

Weight in kg:
aluminium 0,418
brass 0,555
stainless steel 0,536

GK 30 mit Anschlag (o. Abb.)
Art.-Nr. 03.234

GK 30 with stop (not shown) left hand:
Art. No. 03.234

GK 20 Doppelter Oberlicht-
gegenkasten zu Eckschloß US 10, bestehend aus zwei GK 30 mit Gewindestift
Art.-Nr. 03.245

GK 20 double overpanel strike box to suit US 10 corner locks, consisting of two GK 30 with threaded connecting bolt
Art. No. 03.245

Gewicht in kg:
LM 0,920
MS 2,635

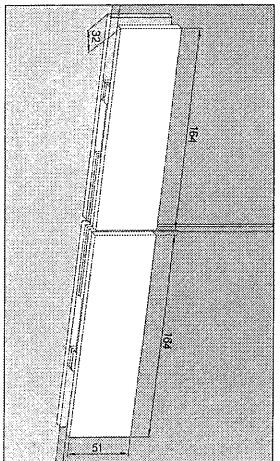
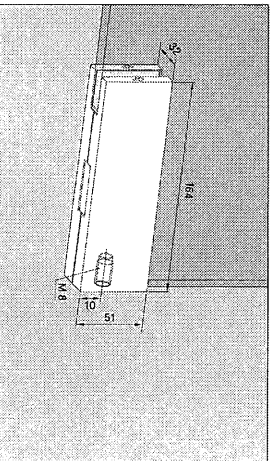
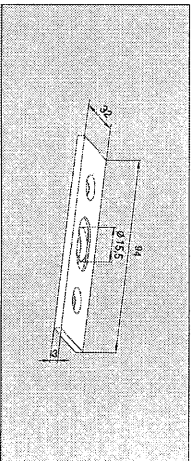
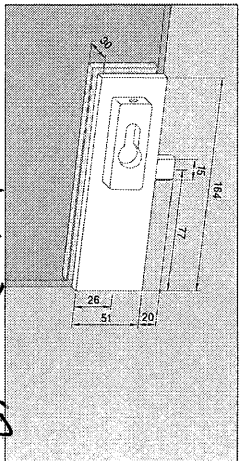
Weight in kg:
aluminium 0,920
brass 2,635

GK 20 mit Anschlag (o. Abb.)
Art.-Nr. 03.247

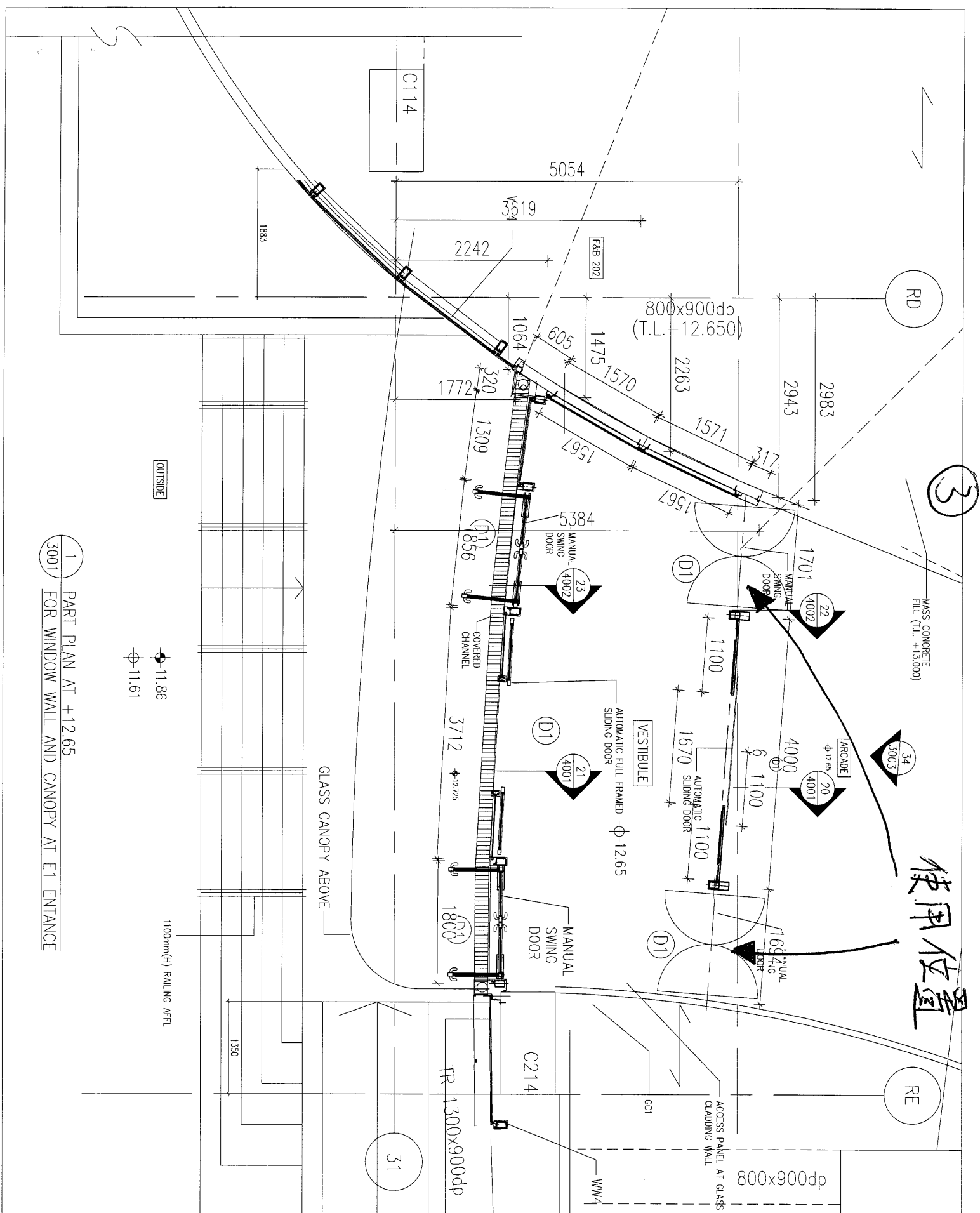
GK 20 with stop (not shown)
Art. No. 03.247

Gewicht in kg:
LM 1,490
MS 4,465

Weight in kg:
aluminium 1,490
brass 4,465



底鎖(左) 2個
底鎖(右) 2個



使用位置

1 PART PLAN AT +12.65
3001 FOR WINDOW WALL AND CANOPY AT E1 ENTRANCE

<p>B.O. REF. :</p>		<p>CLIENT :</p> <p>MTR VENUE SMART LIMITED</p>		<p>ARCHITECT :</p> <p>PAE Architects and Engineers Ltd 巴利時建築師及工程師有限公司</p>		<p>MAIN CONTRACTOR :</p> <p>CHINA OVERSEAS BUILDING CONSTRUCTION LTD.</p>		<p>STRUCTURAL ENGINEER :</p> <p>ARUP</p>		<p>DATE FOR USE OF THE REGISTERED STRUCTURE ENGINEER FACADE CONSULTANT:</p> <p>MEIN-HARDT</p>					
<p>NOTE :</p> <p>1. ALL DIMENSIONS ARE IN mm. 2. ALL DIMENSIONS ARE TAKEN FROM OUTSIDE. 3. ALL DIMENSIONS TO BE REFERRED ON SITE BEFORE FABRICATION.</p>		<p>LEGEND :</p> <p>(X) -- DETAIL MARK NO. (100) -- REFER SHEET NO.</p>		<p>1. F.F.L. -- FINISHED FLOOR LEVEL 2. S.F.L. -- STRUCTURE FLOOR LEVEL 3. Ⓣ -- REVERSED DETAIL</p>		<p>PROJECT :</p> <p>PROPOSED SITE C1 DEVELOPMENT AT AREA 86, TKO1 70 RP, TSEUNG KWAN O, NEW TERRITORIES</p>		<p>TITLE :</p> <p>PART PLAN AT +12.65 FOR WINDOW WALL & GLASS CANOPY</p>		<p>DATE : 10-NOV-17 SCALE : 1:4</p> <p>FOR WINDOW WALL & GLASS CANOPY</p> <p>DRAWN BY : JN CHECKED BY : JOW</p>		<p>JOB NO. : J-836</p> <p>DATE : 10-NOV-17</p> <p>PROJECT :</p> <p>PROPOSED SITE C1 DEVELOPMENT AT AREA 86, TKO1 70 RP, TSEUNG KWAN O, NEW TERRITORIES</p>			
<p>DATE : 10-NOV-17</p> <p>SCALE : 1:4</p> <p>FOR WINDOW WALL & GLASS CANOPY</p> <p>DRAWN BY : JN CHECKED BY : JOW</p>		<p>JOB NO. : J-836</p> <p>DATE : 10-NOV-17</p> <p>PROJECT :</p> <p>PROPOSED SITE C1 DEVELOPMENT AT AREA 86, TKO1 70 RP, TSEUNG KWAN O, NEW TERRITORIES</p>		<p>TITLE :</p> <p>PART PLAN AT +12.65 FOR WINDOW WALL & GLASS CANOPY</p>		<p>CLIENT :</p> <p>MTR VENUE SMART LIMITED</p>		<p>ARCHITECT :</p> <p>PAE Architects and Engineers Ltd 巴利時建築師及工程師有限公司</p>		<p>MAIN CONTRACTOR :</p> <p>CHINA OVERSEAS BUILDING CONSTRUCTION LTD.</p>		<p>STRUCTURAL ENGINEER :</p> <p>ARUP</p>		<p>DATE FOR USE OF THE REGISTERED STRUCTURE ENGINEER FACADE CONSULTANT:</p> <p>MEIN-HARDT</p>	

Unit: 6-8, Simoy Industrial Centre, 1/F
610 Che Kwo Ling Road, Kowloon
Tel: 23489211-4 Fax: (852) 27272666
DWG NO. : J836-WC-3001 REV. : D