



工程指示 / 要求簡箋(E.I.)

工程指示編號: EI 7190

修改版次: 1

工程編號: 5835

工程名稱: 66D2 平台

工程項目: 燈平台 - Glass Wall 燈槽

收件人: 羅小姐, 林哥

發件人: Eddie

日期: 31/3/2017

要求提供 / 確認 事項:

- () 初步鋁料 B.M.
- () 正式鋁料 B.M.
- () 配件 B.M.
- (x) 其他: _____
- () 加工拆圖, 然後生產
- () 技術上資料 / 指示
- () 樣辦或貨品說明書
- () 尺寸表
- () 報價
- () 分判合約

內容:

Glass Wall 燈槽 HST-R M12, 拉爆 Pull Out test (1%)

請在 _____ 前完成上列要求。

附有關圖紙 / 文件:

1+

以上項目為:

- 原合約工程包
- 原合約工程加 / 減賬
- 新工程報價

原因: - Anchor Pull out Test for Glass Wall BD Submission

分發東莞各部門:

- () 生產技術總監 連附件
- () 技術部 連附件
- () 生產部 連附件
- () 機械設計部 連附件
- () 採購部 連附件
- () 生產統籌部 連附件
- () 質檢部 連附件
- () 會計部 連附件
- () 報關組 連附件
- () 其他 _____ 連附件

分發香港各部門:

- () 行政部 連附件
- () 會計部 連附件
- () 統籌部 連附件
- () 工程部地盤科文 連附件
- () 採購部 連附件
- () QS 部 連附件
- () 維修部 連附件
- () 其他 _____ 連附件

傳遞編號:

HK

(FTP)

發件人簽署:

項目經理簽署:



10 MAR 2017

YOUR REF 來函編號:

OUR REF 本署編號:

BD 3/9243/12 (Pt.V)

FAX 傳真:

2845 1559

TEL 電話:

3579 2398

www.bcd.gov.hk

Date rec'd	Action	Copy	Issue to Site
Kevin Lam			
Simon Chan			
K.S. Lam			
Kevin Lam			
C.W. Wu			
Ricky Leung			
Ernest Chan			
Kelvin Chan			
Teddy Siu			
Douglas Tsang			
Julian Yeung			
Larry Lam			
Chau Ka Ki			
Project Team			

20 February 2017

LAM Kwok Leung
22nd Floor,
Sun Hung Kai Centre,
30 Harbour Road,
Wanchai, Hong Kong

Dear Sir,

Area 66 D2, Tseung Kwan O - T.K.O.T.L. 118

I refer to your application received on 23 December 2016 for approval of proposals in respect of Superstructure (Glass Wall and Glass Canopy - Podium).

2. Your submission of plans has been checked under the curtailed check system announced in Practice Note for Authorized Persons, Registered Structural Engineers and Registered Geotechnical Engineers ADM-19. On this basis, I am satisfied that your submission is fundamentally acceptable and may be approved.

3. You are reminded that the curtailed check system covers only the fundamental issues of a building proposal. Although non-fundamental issues will not be raised as reasons for disapproving a submission, I expect that all contraventions of the Buildings Ordinance and its subsidiary legislation are rectified as and when they are discovered and in any event, before completion of the works is certified. In this connection, I ask you to note that the Building Authority attaches great importance to the proper assumption of duties and responsibilities by authorized persons and registered structural engineers.

4. In accordance with the provisions of regulation 30(1) of the Building (Administration) Regulations, this is to notify that the above-mentioned plans submitted with your application received on 23 December 2016 are hereby approved. One set of the said plans, on which I have signified my approval, is enclosed. Your client has been sent a copy of this letter but I would request that you ensure that the contents are understood by him.

5. This approval should not be deemed to confer any title to land or to act as a waiver of any term in any lease or licence. This approval does NOT authorize the commencement or the carrying out of any works shown in the approved plans. Section 14(2) of the Buildings Ordinance refers.

6. This approval is subject to the conditions and requirements given in Appendices I to VI attached.

7. To ensure full compliance with the Buildings Ordinance, it is prudent for the Authorized Person who acts as the coordinator of the building works to inform the Registered General Building Contractor/Registered Specialist Contractor of all the imposed conditions attached to this approval.

/8....

S.L.9 (11/2009)



Ref : BD 3/9243/12 (Pt.V)

Address : Area 66 D2, Tseung Kwan O - T.K.O.T.L. 118

Appendix VI to approval dated 20 February 2017


**Drilled-in Anchors used for Works other than
Cantilevered Structure/Hanger/Curtain Wall Remedial Works**

In giving this approval of plans, I hereby impose the following conditions under item 6 in section 17(1) of the Buildings Ordinance:

- (a) Strength tests on a representative number of the  should be carried out as directed by the Registered Structural Engineer to verify the performance and workmanship of the as-built anchors. Sampling rate should be  or 5 numbers, whichever is more, of each type and size of the anchors installed. The strength tests should be carried out by a recognized laboratory independent of the contractor.
- (b) Each representative anchor should be tested for tensile load by pull out test and/or shear load by shear load test as appropriate to demonstrate that its load carrying capacity is not less than 1.5 times the recommended load as specified by the anchor manufacturer. The tested anchor should not show any signs of separation, plastic deformation or deleterious effect. The reports of the above-mentioned tests shall be endorsed by Registered Structural Engineer and kept on site for inspection by representatives of the Buildings Department.
- (c) A method statement on the anchor tests mentioned above is required to be submitted at least one week prior to the actual commencement of the drilled-in anchor works.

2. The following condition in respect of qualified supervision of works is imposed under item 6 in section 17(1) of the Buildings Ordinances:

- (a) Qualified site supervision of the drilled-in anchor works, by experienced and competent persons as defined in (b) and (c), should be provided to ensure that the works are carried out in accordance with the plans approved and that the required standards are complied with.
- (b) The Registered Structural Engineer should assign a quality control supervisor to supervise the works, determine the necessary frequency of inspection by the quality control supervisor which should not be less than once a week, and devise inspection check lists. The minimum qualifications and experience of the quality control supervisor is to be the same as the Technically Competent Person of grade T3, as stipulated in the Code of Practice for Site Supervision 2009.



Qualitech Testing & Consultancy Limited

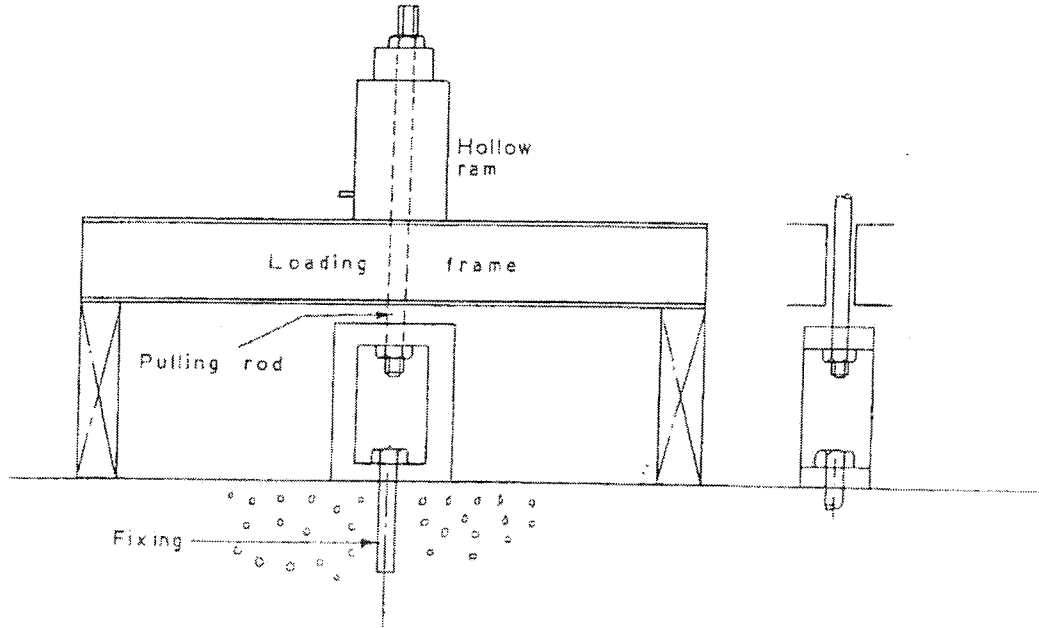
匯駿檢測及顧問有限公司

Flat E & F, 9/F, Block B, Universal Industrial Centre, 19-25 Shan Mei Street, Sha Tin, Hong Kong.

新界火炭山尾街19-25號宇街工業中心B座9樓E&F室


Tel : (852) 2185-0900 Fax : (852) 2687-6752 Website : www.qtc-hk.com E-mail : qtc@qtc-hk.com

Loading Apparatus



Typical set-up of the tensile proof load test on structural fixing (anchor bolt)





Qualitech Testing & Consultancy Limited

匯駿檢測及顧問有限公司

Flat E & F, 9/F, Block B, Universal Industrial Centre, 19-25 Shan Mei Street, Sha Tin, Hong Kong.

新界火炭山尾街19-25號宇街工業中心B座9樓E&F室

Tel : (852) 2185-0900 Fax : (852) 2687-6752 Website : www.qtc-hk.com E-mail : qtc@qtc-hk.com

5. Test Requirement

5.1 Test load

The test load shall be minimum equal to 1.5 times of the recommended tensile load as specified by the manufacturer or specified by the client.

5.2 Maintain period

Normally, the maximum test load will be maintained constant for at least 2 minutes, or to whatever time period as specified by client.

6. Procedure

6.1 Check & record the type / diameter of specimen, location, test load, maintain period, number of test etc.

6.2 Visual check the specimen and the base material to ensure no damages were found.

6.3 Select equipment

Select suitable loading device according to the test load provided by clients, the type / diameter of the specimen and the environmental condition.

6.4 Set up the apparatus according to the diagram.

The reaction of the loading frame shall be applied to the base material.

6.5 Ensure that the alignment of the whole test set up is such that the tensile force is applied along the axis of the test specimen.

6.6 Initially a force sufficient to take up any slack in the apparatus and the attachments shall be applied.

6.7 The specimen will be loaded to test load provided by clients in one increment at a constant rate or at other intervals as specified by client. The maximum load will be maintained constant for 2 minutes.

6.8 The load is then gradually released until the loading device can be safely removed from the test specimen.

6.9 The tested anchor should not show any signs of separation, Plastic deformation or deleterious effect.

6.10 Check and record any damages, signs of separation to the test specimen.

6.11 Use the standard worksheet to record down all information and result for the test.

7. Record

7.1 The test results shall be recorded in a standard form for the record of the client.

